

Mauritania



Economic impact of overweight and obesity

In 2019, the economic impact of overweight and obesity was estimated to be US\$50.04 million. This is equivalent to US\$11 per capita and 0.6% of GDP. Direct costs and indirect costs made up 20.1% and 79.9% of total costs respectively.

By 2060, economic impacts are predicted to increase to US\$547.49 million. This is equivalent to US\$51 per capita and 1.6% of GDP, and represents an 11-fold increase in total costs.

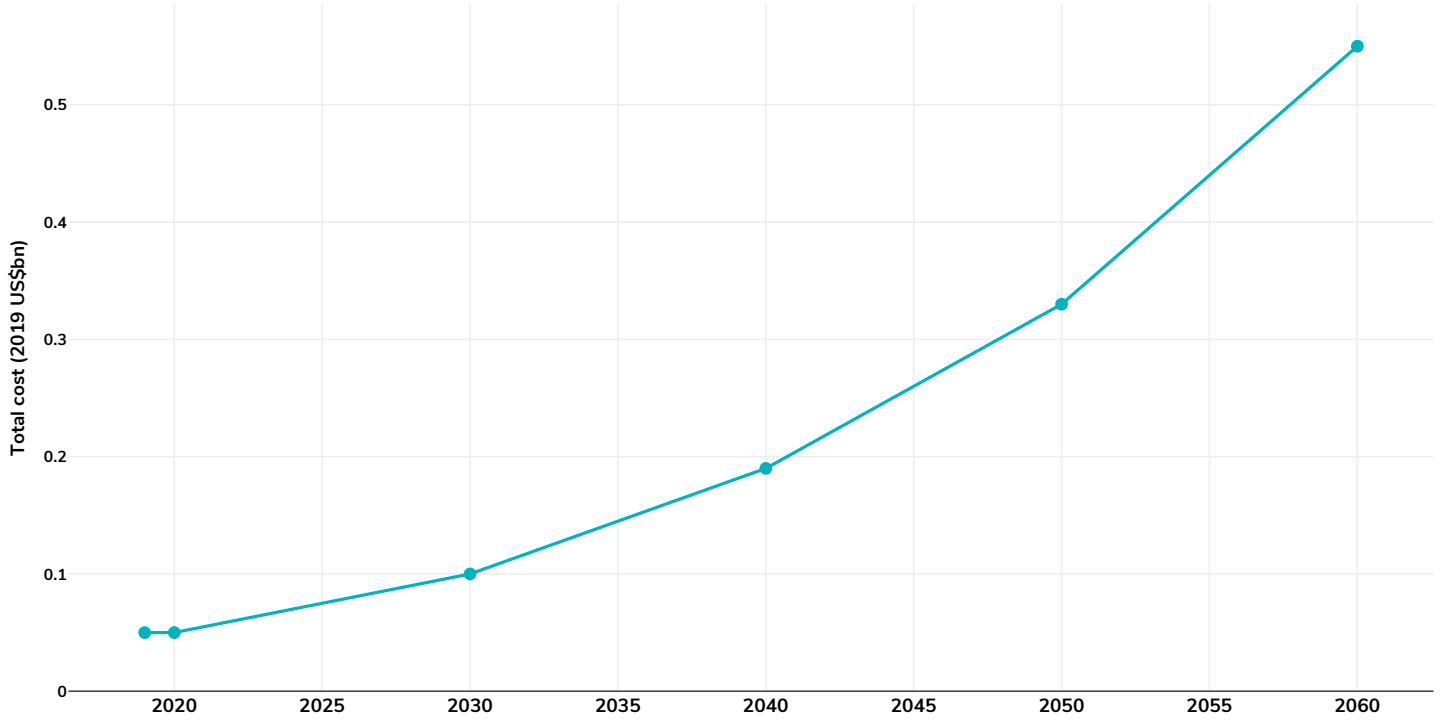
Breakdown of economic costs over time (standard model)

	2019	2030 (projected)	2060 (projected)
Total economic cost (direct + indirect costs):	\$0.05bn	\$0.1bn	\$0.55bn
Total economic cost as % of GDP:	0.63%	0.84%	1.57%
Total economic cost per capita:	\$11	\$17	\$51
Total direct costs:	\$0.01bn	\$0.02bn	\$0.12bn
Direct medical costs:	\$0.01bn	\$0.02bn	\$0.11bn
Direct-non-medical costs:	\$0bn	\$0bn	\$0bn
Total indirect costs:	\$0.04bn	\$0.08bn	\$0.43bn
Premature mortality costs:	\$0.03bn	\$0.07bn	\$0.39bn
Absenteeism costs:	\$0bn	\$0.01bn	\$0.01bn
Presenteeism costs:	\$0.01bn	\$0.01bn	\$0.03bn

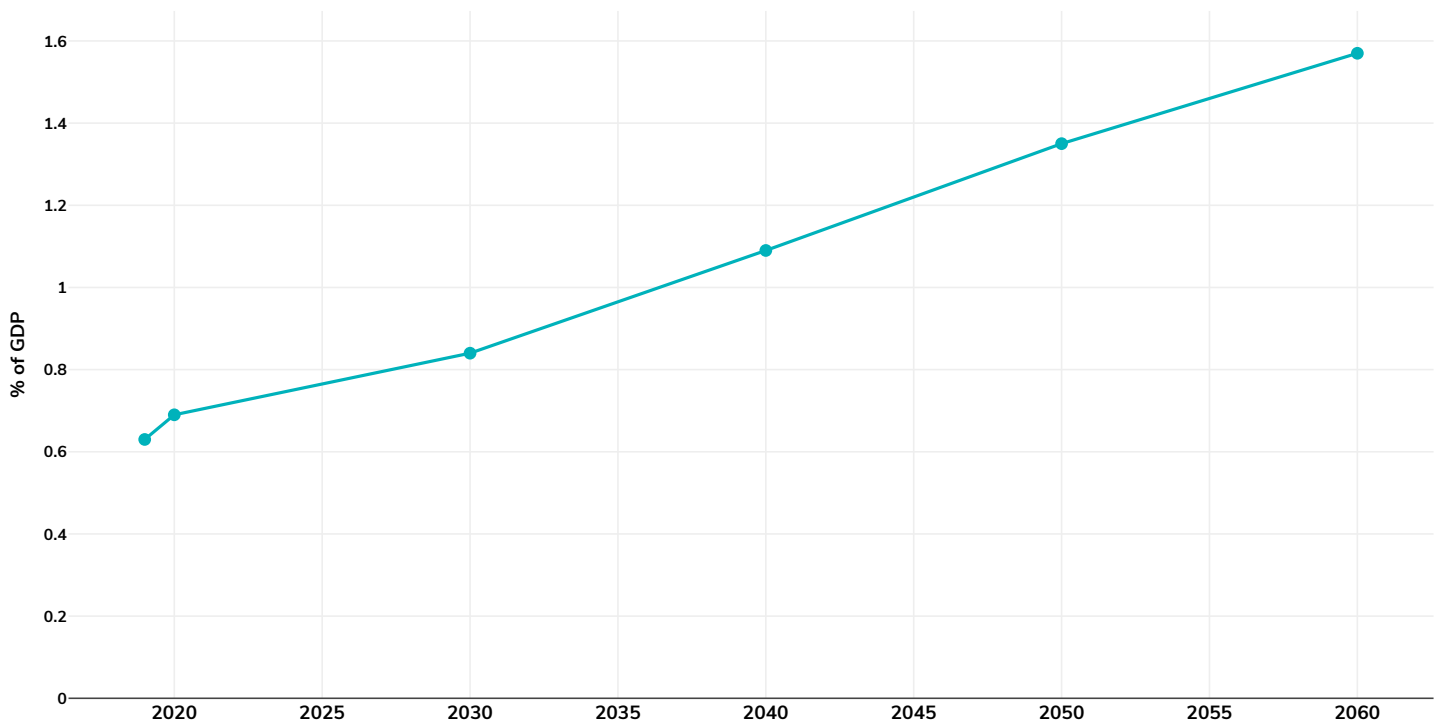
All figures are in US\$

Trend graphs (standard model)

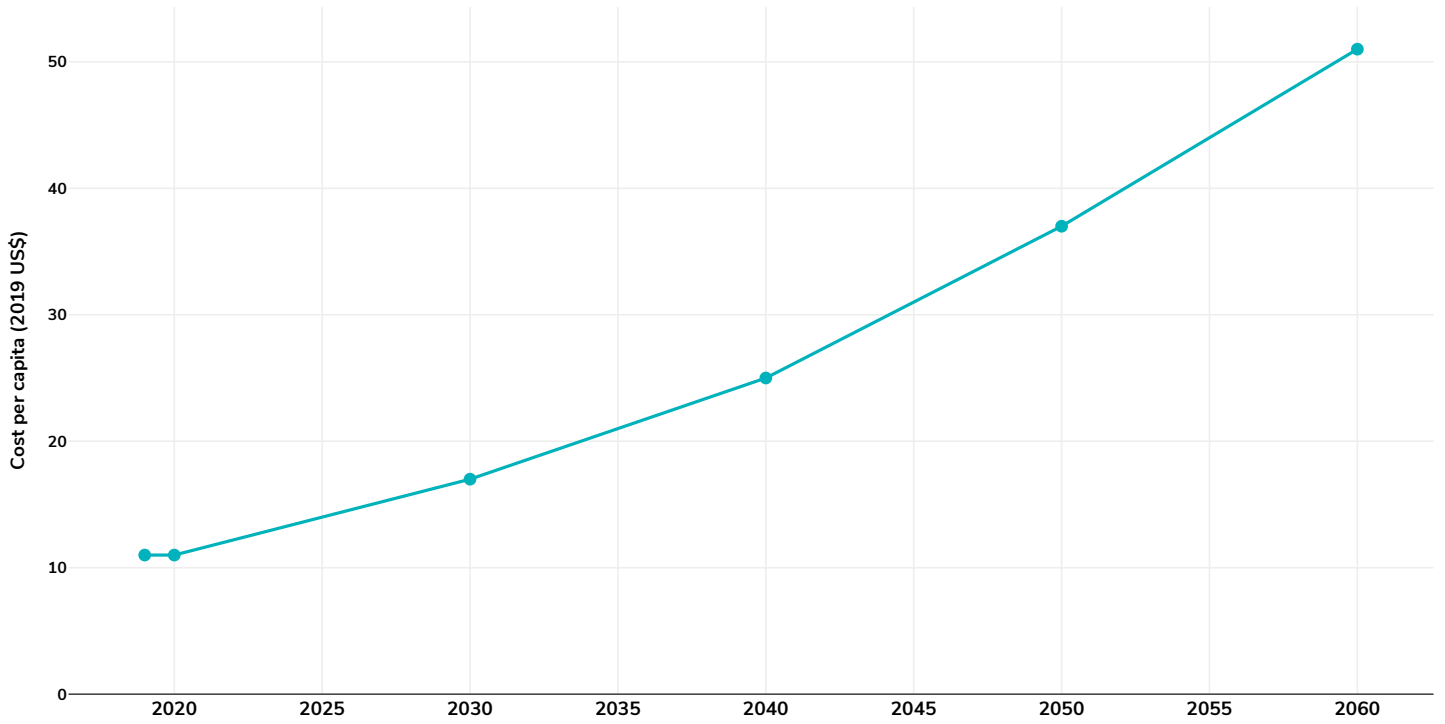
Total economic cost (in billions of 2019 US\$)



Total economic cost as % of GDP



Total economic cost per capita (in 2019 US\$)



PDF created on November 22, 2023