


# Fiji



## Economic impact of overweight and obesity

In 2019, the economic impact of overweight and obesity was estimated to be US\$207.52 million. This is equivalent to US\$233 per capita and 3.8% of GDP. Direct costs and indirect costs made up 6.9% and 93.1% of total costs respectively.

By 2060, economic impacts are predicted to increase to US\$1.04 billion. This is equivalent to US\$947 per capita and 7% of GDP, and represents a 5-fold increase in total costs.

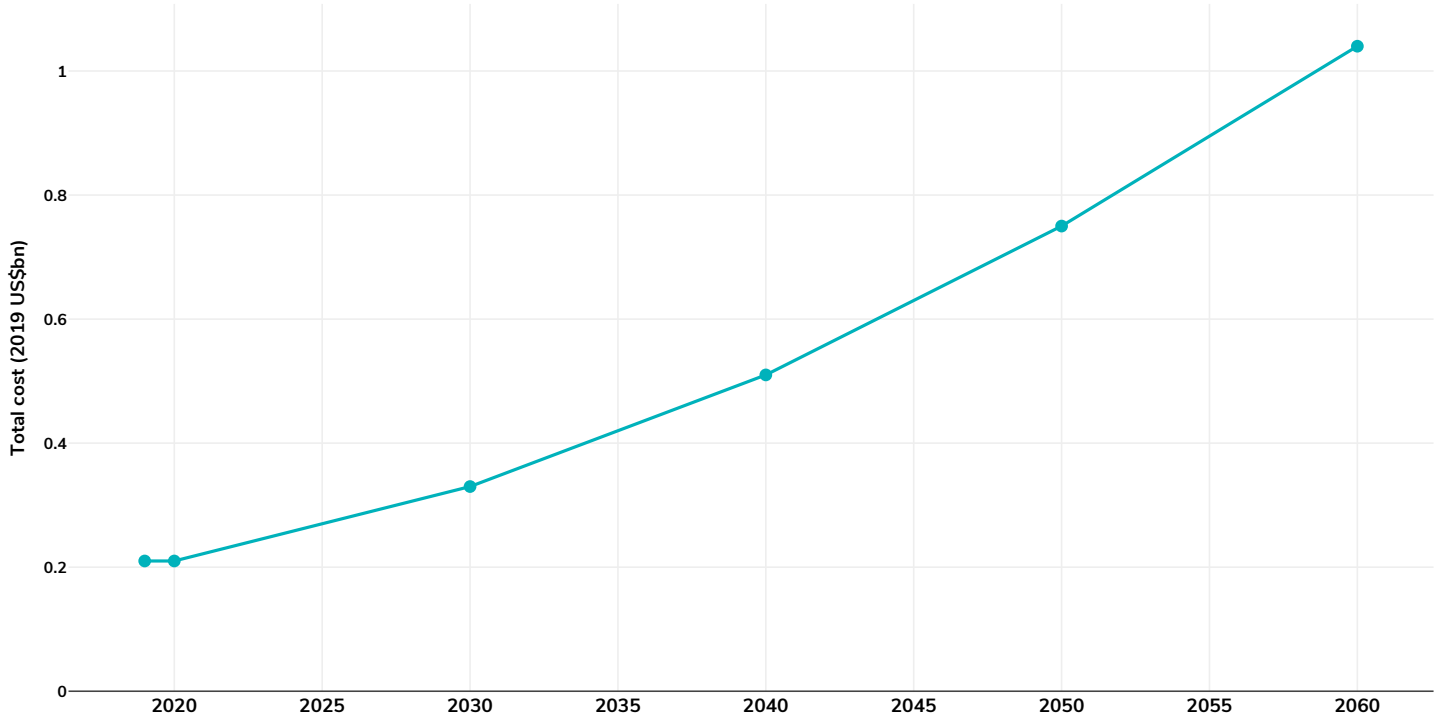
### Breakdown of economic costs over time (standard model)

|   | 2019            | 2030 (projected) | 2060 (projected) |
|---|-----------------|------------------|------------------|
| <b>Total economic cost (direct + indirect costs):</b> | <b>\$0.21bn</b> | <b>\$0.33bn</b>  | <b>\$1.04bn</b>  |
| <b>Total economic cost as % of GDP:</b>               | <b>3.78%</b>    | <b>5.01%</b>     | <b>6.98%</b>     |
| <b>Total economic cost per capita:</b>                | <b>\$233</b>    | <b>\$344</b>     | <b>\$947</b>     |
| Total direct costs:                                   | \$0.01bn        | \$0.02bn         | \$0.06bn         |
| Direct medical costs:                                 | \$0.01bn        | \$0.02bn         | \$0.06bn         |
| Direct-non-medical costs:                             | \$0bn           | \$0bn            | \$0bn            |
| Total indirect costs:                                 | \$0.19bn        | \$0.31bn         | \$0.98bn         |
| Premature mortality costs:                            | \$0.16bn        | \$0.25bn         | \$0.71bn         |
| Absenteeism costs:                                    | \$0.01bn        | \$0.02bn         | \$0.09bn         |
| Presenteeism costs:                                   | \$0.02bn        | \$0.04bn         | \$0.18bn         |

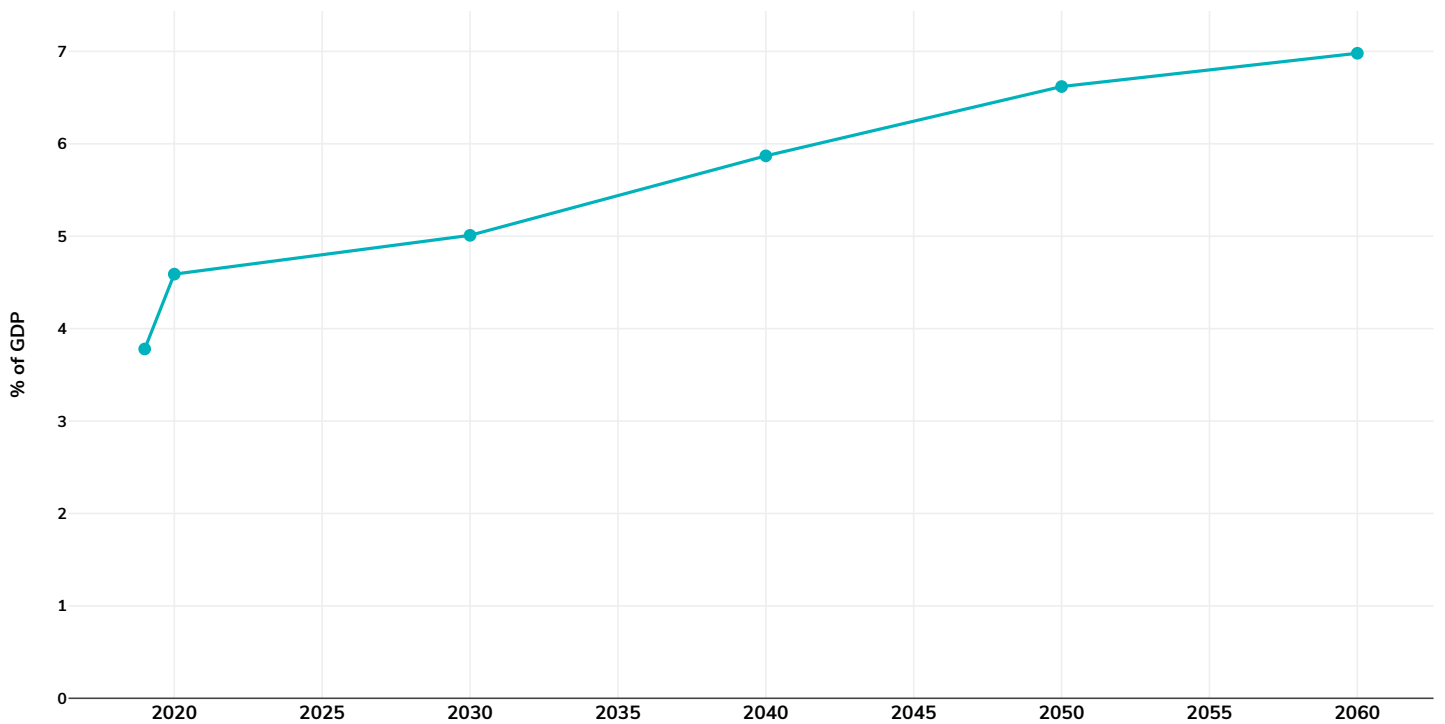
All figures are in US\$

## Trend graphs (standard model)

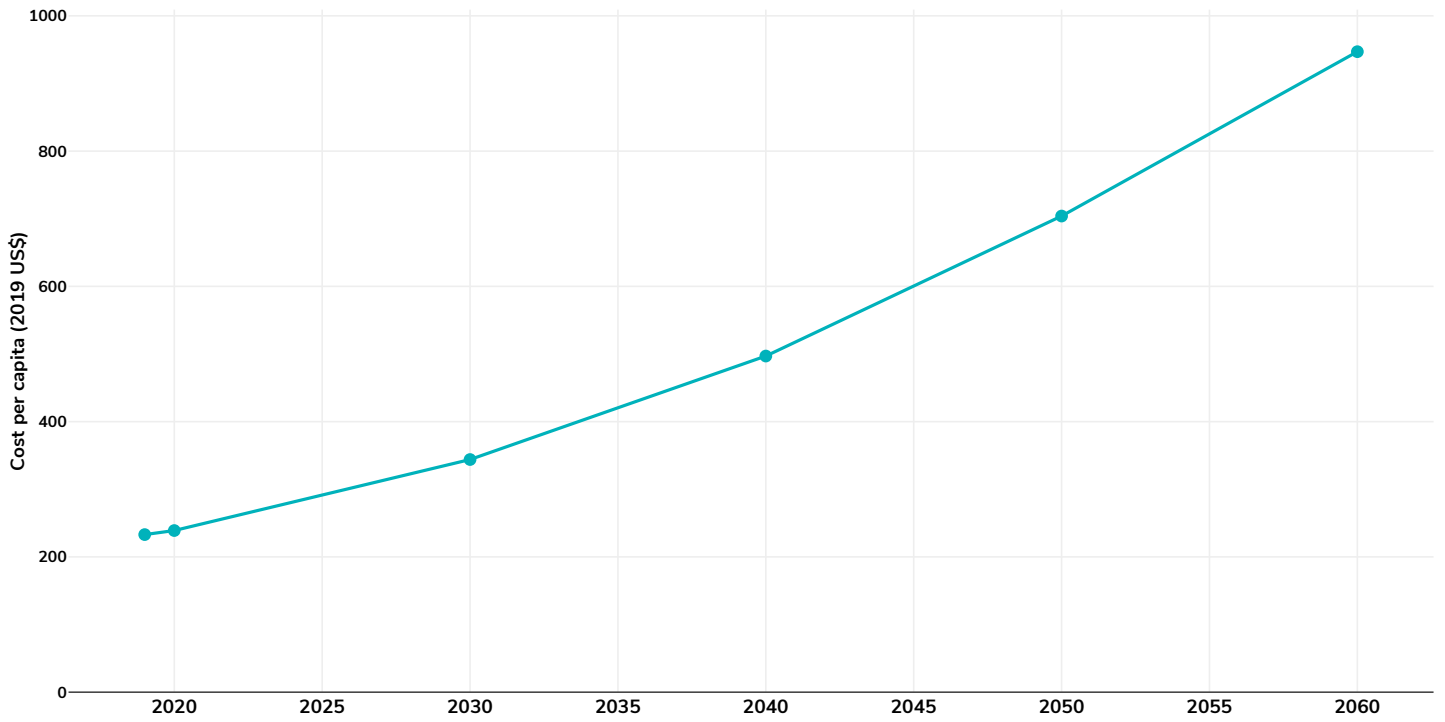
### Total economic cost (in billions of 2019 US\$)



### Total economic cost as % of GDP



### Total economic cost per capita (in 2019 US\$)



PDF created on November 20, 2023