

Germany



Economic impact of overweight and obesity

In 2019, the economic impact of overweight and obesity was estimated to be US\$101.5 billion. This is equivalent to US\$1215 per capita and 2.6% of GDP. Direct costs and indirect costs made up 30.6% and 69.4% of total costs respectively.

By 2060, economic impacts are predicted to increase to US\$250.74 billion. This is equivalent to US\$3216 per capita and 3.5% of GDP, and represents a 2.5-fold increase in total costs.

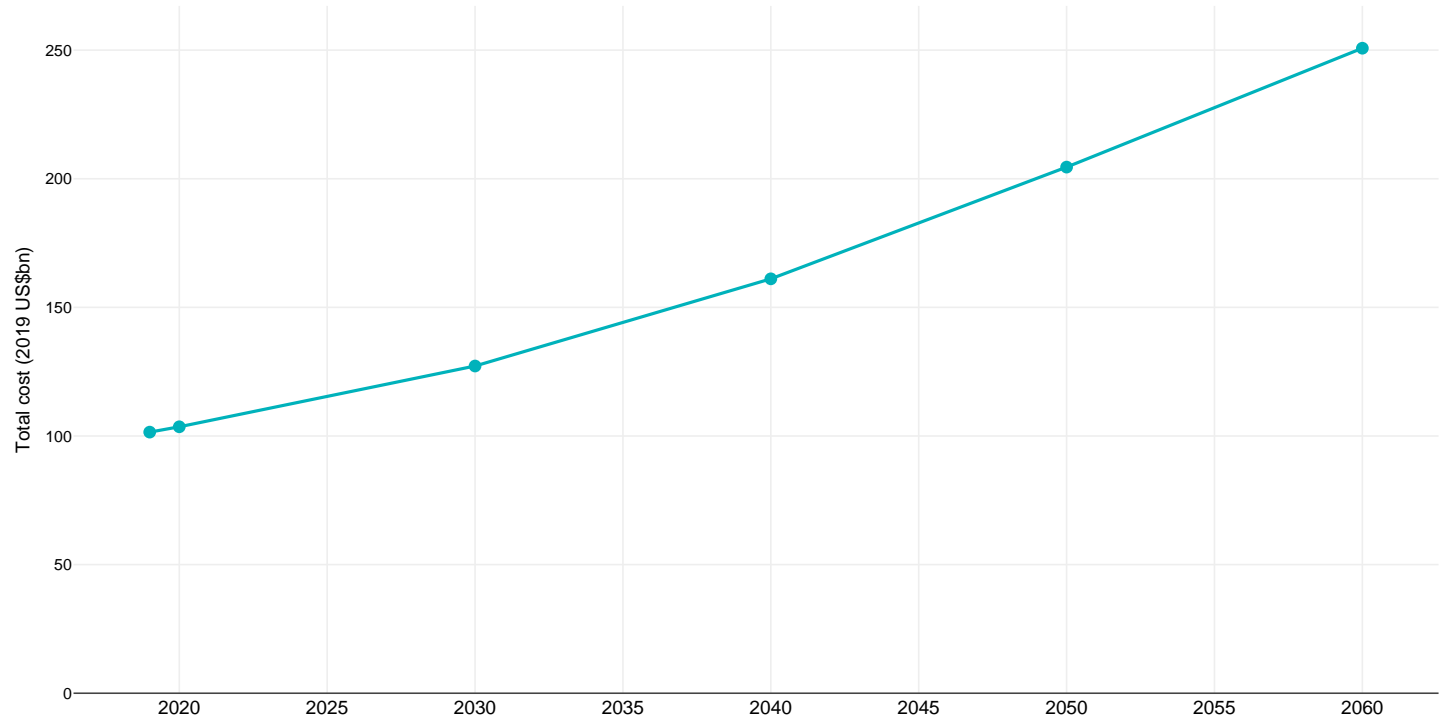
Breakdown of economic costs over time (standard model)

	2019	2030 (projected)	2060 (projected)
Total economic cost (direct + indirect costs):	\$101.5bn	\$127.2bn	\$250.74bn
Total economic cost as % of GDP:	2.61%	2.88%	3.52%
Total economic cost per capita:	\$1,215	\$1,530	\$3,216
Total direct costs:	\$31.02bn	\$37.74bn	\$62.16bn
<i>Direct medical costs:</i>	\$30.99bn	\$37.72bn	\$62.13bn
<i>Direct-non-medical costs:</i>	\$0.02bn	\$0.02bn	\$0.03bn
Total indirect costs:	\$70.49bn	\$89.46bn	\$188.59bn
<i>Premature mortality costs:</i>	\$40.26bn	\$56.3bn	\$143.21bn
<i>Absenteeism costs:</i>	\$17.2bn	\$18.9bn	\$26.07bn
<i>Presenteeism costs:</i>	\$13.03bn	\$14.25bn	\$19.31bn

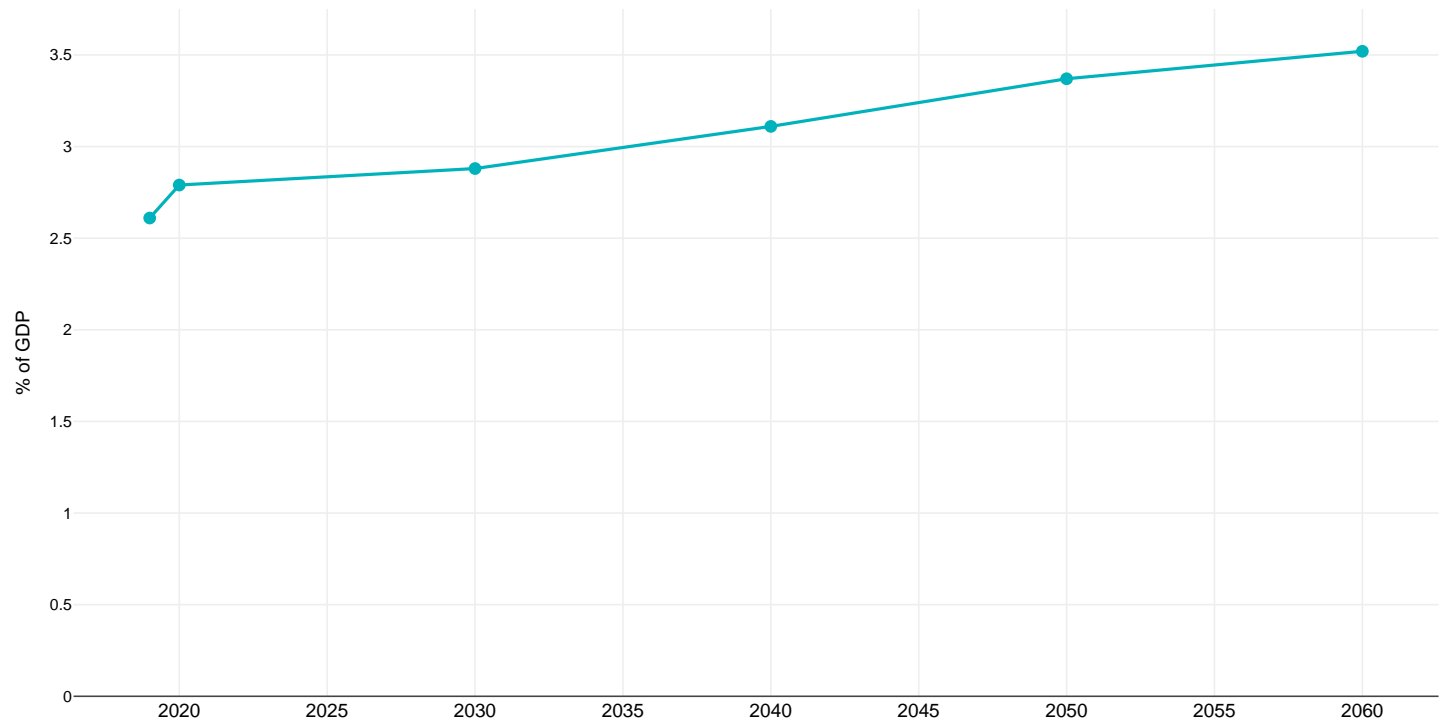
All figures are in US\$

Trend graphs (standard model)

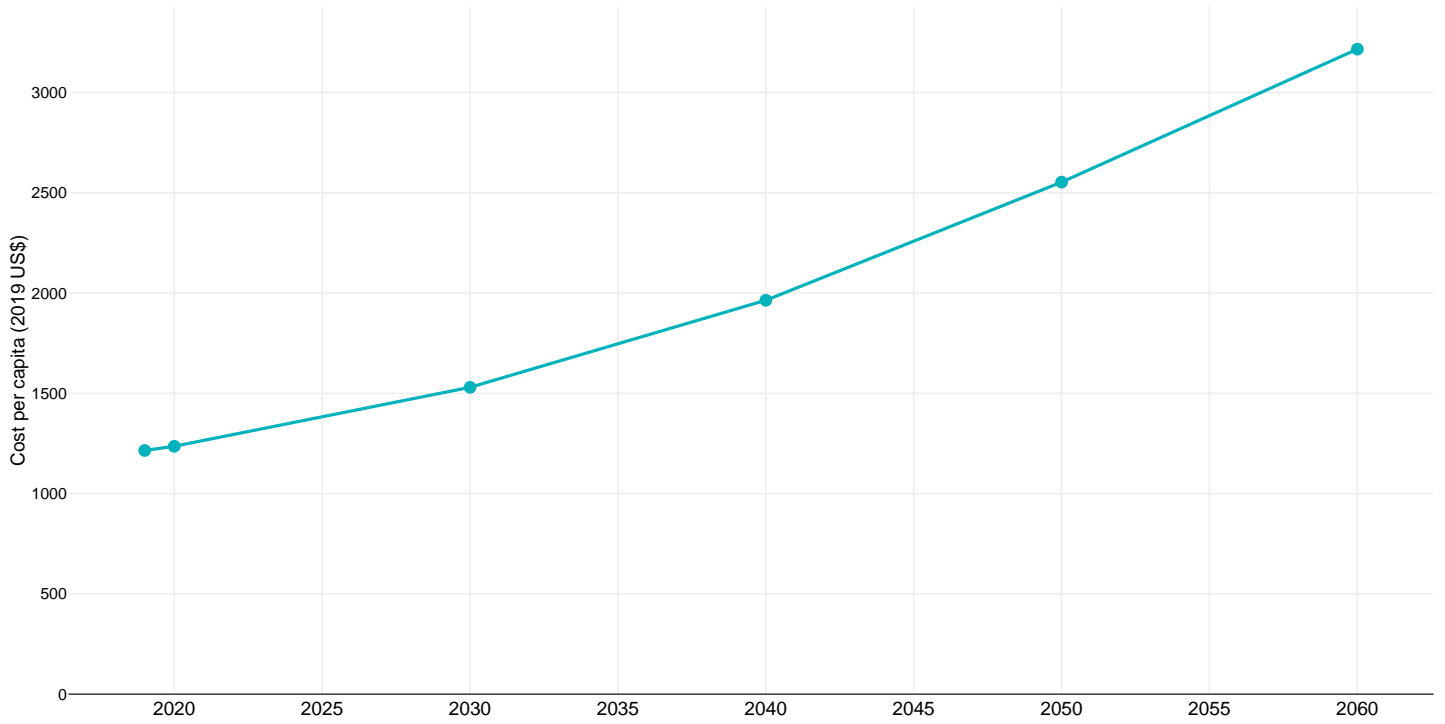
Total economic cost (in billions of 2019 US\$)



Total economic cost as % of GDP



Total economic cost per capita (in 2019 US\$)



PDF created on June 26, 2025