

Cote d'Ivoire



Economic impact of overweight and obesity

In 2019, the economic impact of overweight and obesity was estimated to be US\$415.57 million. This is equivalent to US\$16 per capita and 0.7% of GDP. Direct costs and indirect costs made up 14.4% and 85.6% of total costs respectively.

By 2060, economic impacts are predicted to increase to US\$3.24 billion. This is equivalent to US\$53 per capita and 1.3% of GDP, and represents a 7.5-fold increase in total costs.


Breakdown of economic costs over time (standard model)

	2019	2030 (projected)	2060 (projected)
Total economic cost (direct + indirect costs):	\$0.42bn	\$0.77bn	\$3.24bn
Total economic cost as % of GDP:	0.71%	0.77%	1.25%
Total economic cost per capita:	\$16	\$23	\$53
Total direct costs:	\$0.06bn	\$0.13bn	\$0.8bn
<i>Direct medical costs:</i>	\$0.06bn	\$0.12bn	\$0.78bn
<i>Direct-non-medical costs:</i>	\$0bn	\$0.01bn	\$0.02bn
Total indirect costs:	\$0.36bn	\$0.64bn	\$2.44bn
<i>Premature mortality costs:</i>	\$0.24bn	\$0.44bn	\$1.87bn
<i>Absenteeism costs:</i>	\$0.04bn	\$0.06bn	\$0.18bn
<i>Presenteeism costs:</i>	\$0.08bn	\$0.13bn	\$0.39bn


All figures are in US\$

Trend graphs (standard model)


Total economic cost (in billions of 2019 US\$)



Total economic cost as % of GDP



Total economic cost per capita (in 2019 US\$)



PDF created on May 29, 2024