




Wallis and Futuna



Country report card

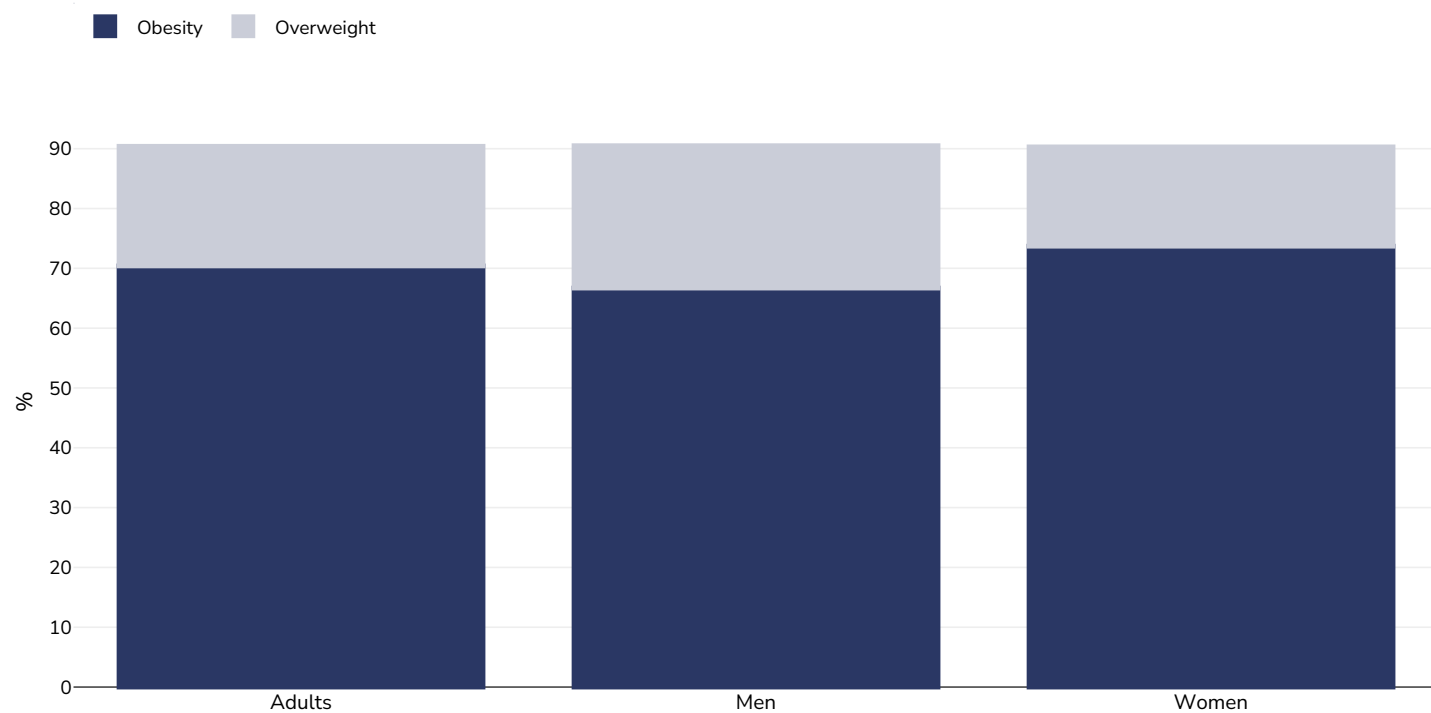
This report card contains the latest data available on the Global Obesity Observatory on overweight and obesity . Where available, data on common and relevant obesity drivers and comorbidities are also presented.

View the latest version of this report on the Global Obesity Observatory at <https://data.worldobesity.org/country/wallis-and-futuna-234/>.

Contents	Page
Obesity prevalence	3
Overweight/obesity by age	5
Average daily frequency of carbonated soft drink consumption	7
Prevalence of less than daily fruit consumption	8
Prevalence of less than daily vegetable consumption	9
Average weekly frequency of fast food consumption	10

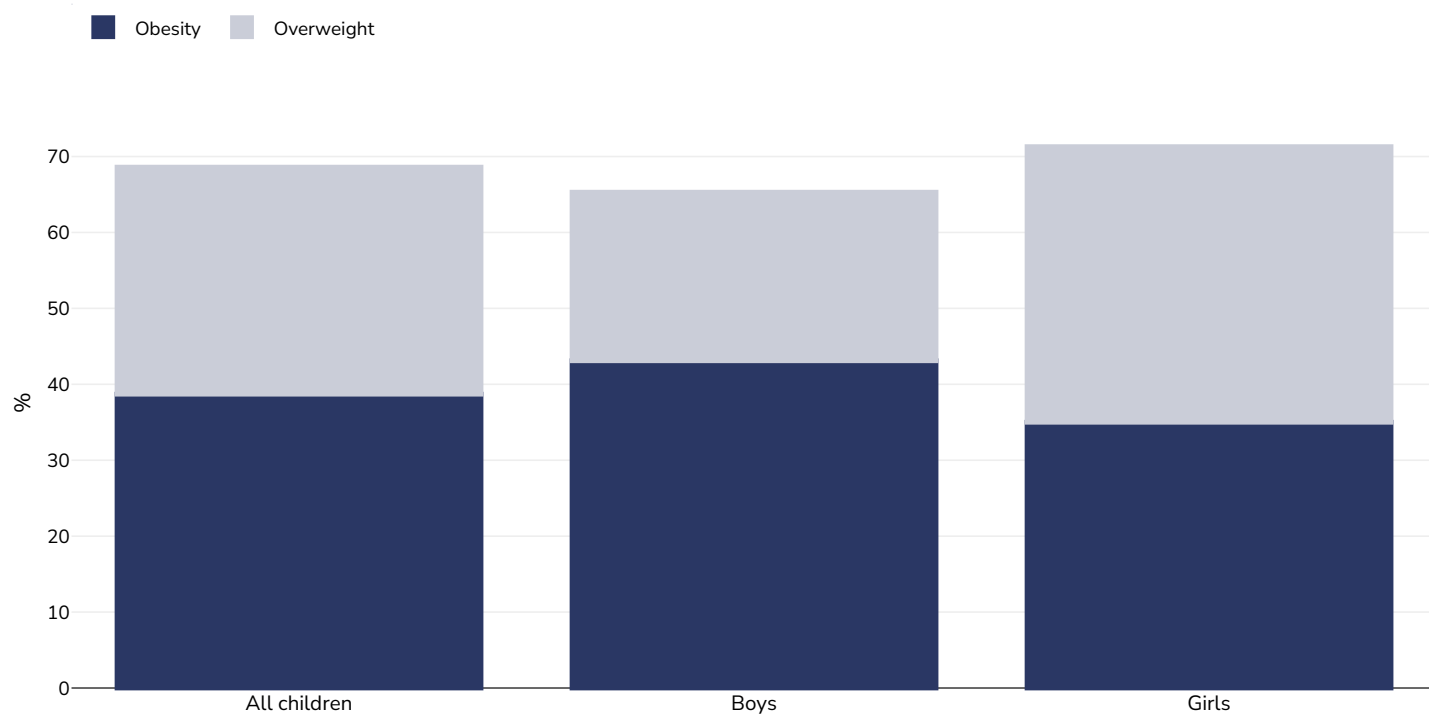
Obesity prevalence

Adults, 2019



Survey type:	Measured
Age:	18-69
Sample size:	1136
Area covered:	National
References:	Wallis & Futuna - Enquête sur la prévalence des facteurs de risque de maladies non transmissibles - STEPS 2019. https://cdn.who.int/media/docs/default-source/ncds/ncd-surveillance/data-reporting/wallis-and-futuna/wallis_futuna_steps_2019_report_print.pdf?sfvrsn=f0e5d71b_1&download=true (Accessed 10.01.23)
<p><i>Unless otherwise noted, overweight refers to a BMI between 25kg and 29.9kg/m², obesity refers to a BMI greater than 30kg/m².</i></p>	

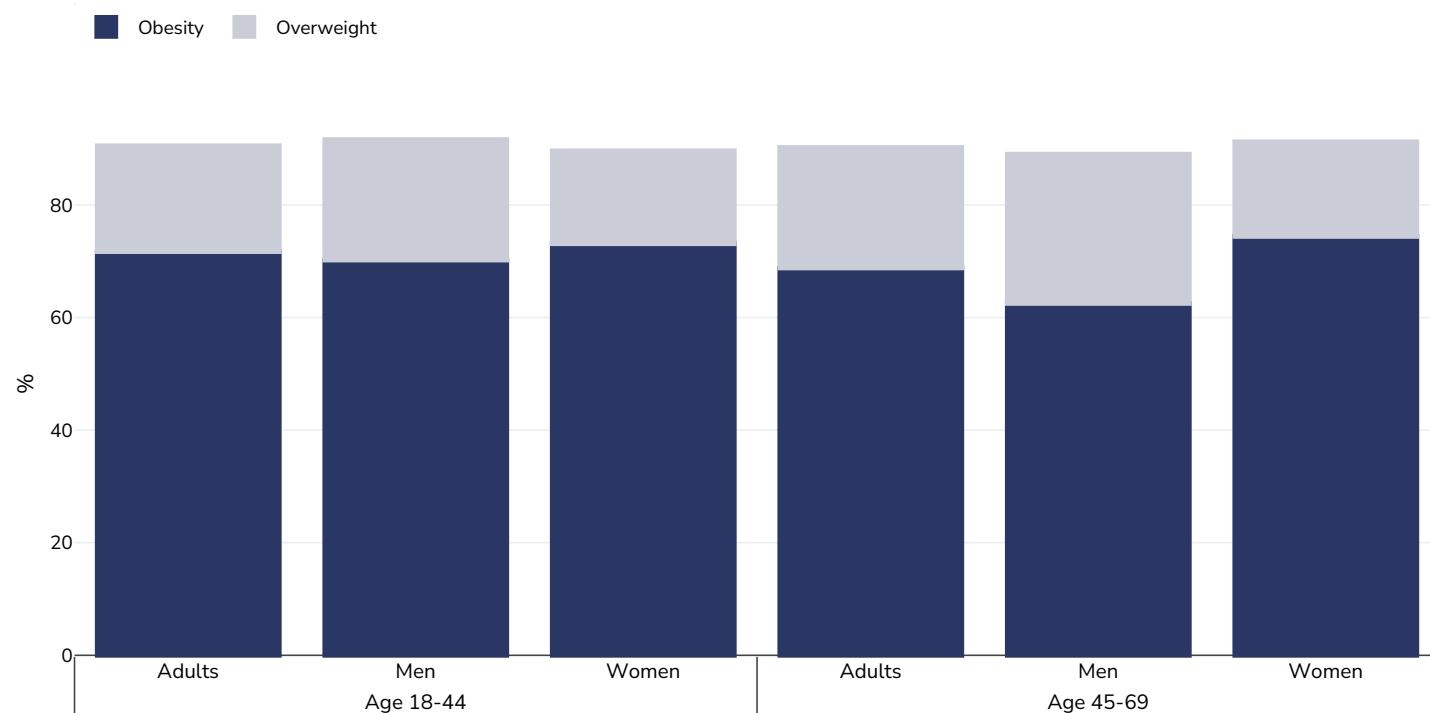
Children, 2023



Survey type:	Self-reported
Age:	13-17
Sample size:	919
Area covered:	National
References:	2023 GSHS Fact Sheet Wallis and Futuna. Available at: https://www.who.int/publications/m/item/2023-gshs-fact-sheet-wallis-and-futuna (Accessed: 13.06.25)
Cutoffs:	WHO 2007

Overweight/obesity by age

Adults, 2019



Survey type: Measured

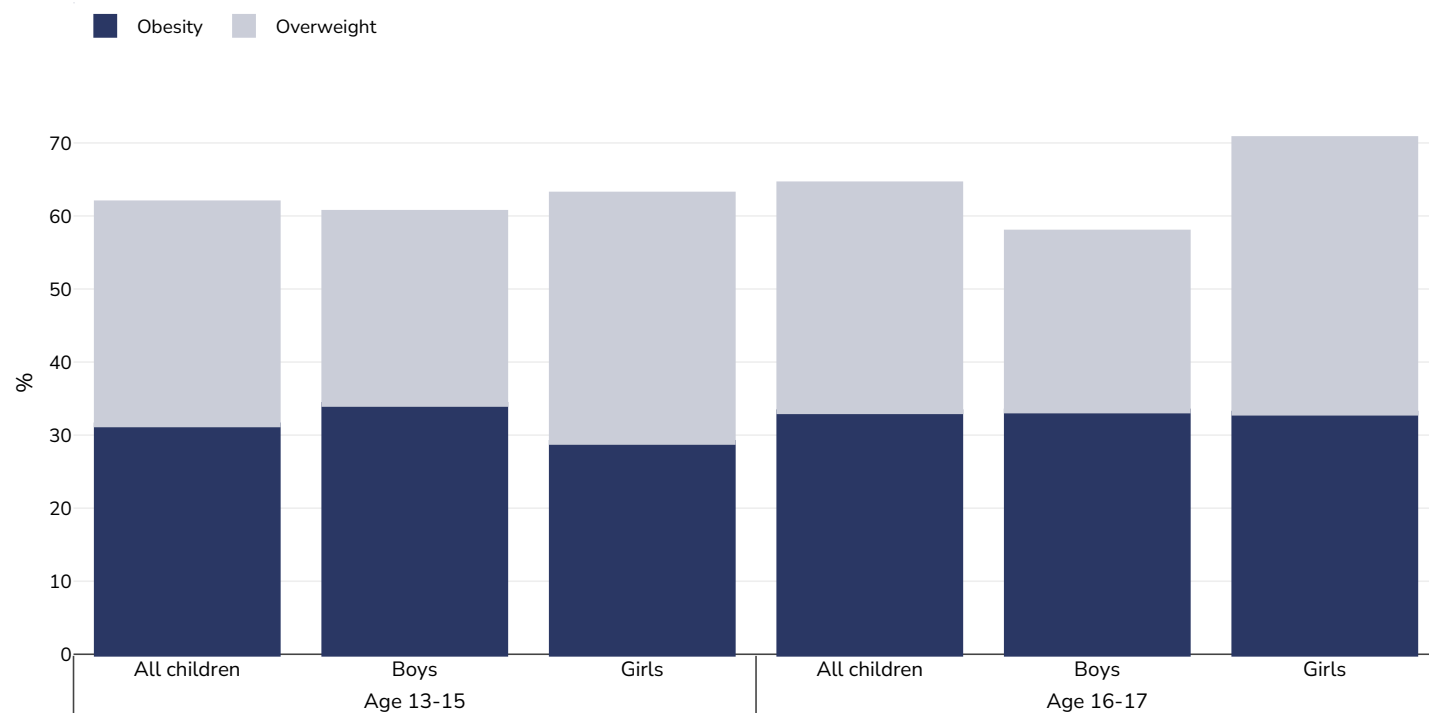
Sample size: 1136

Area covered: National

References: Wallis & Futuna - Enquête sur la prévalence des facteurs de risque de maladies non transmissibles - STEPS 2019.
https://cdn.who.int/media/docs/default-source/ncds/ncd-surveillance/data-reporting/wallis-and-futuna/wallis_futuna_steps_2019_report_print.pdf?sfvrsn=f0e5d71b_1&download=true (Accessed 10.01.23)

Unless otherwise noted, overweight refers to a BMI between 25kg and 29.9kg/m², obesity refers to a BMI greater than 30kg/m².

Children, 2015



Survey type: Self-reported

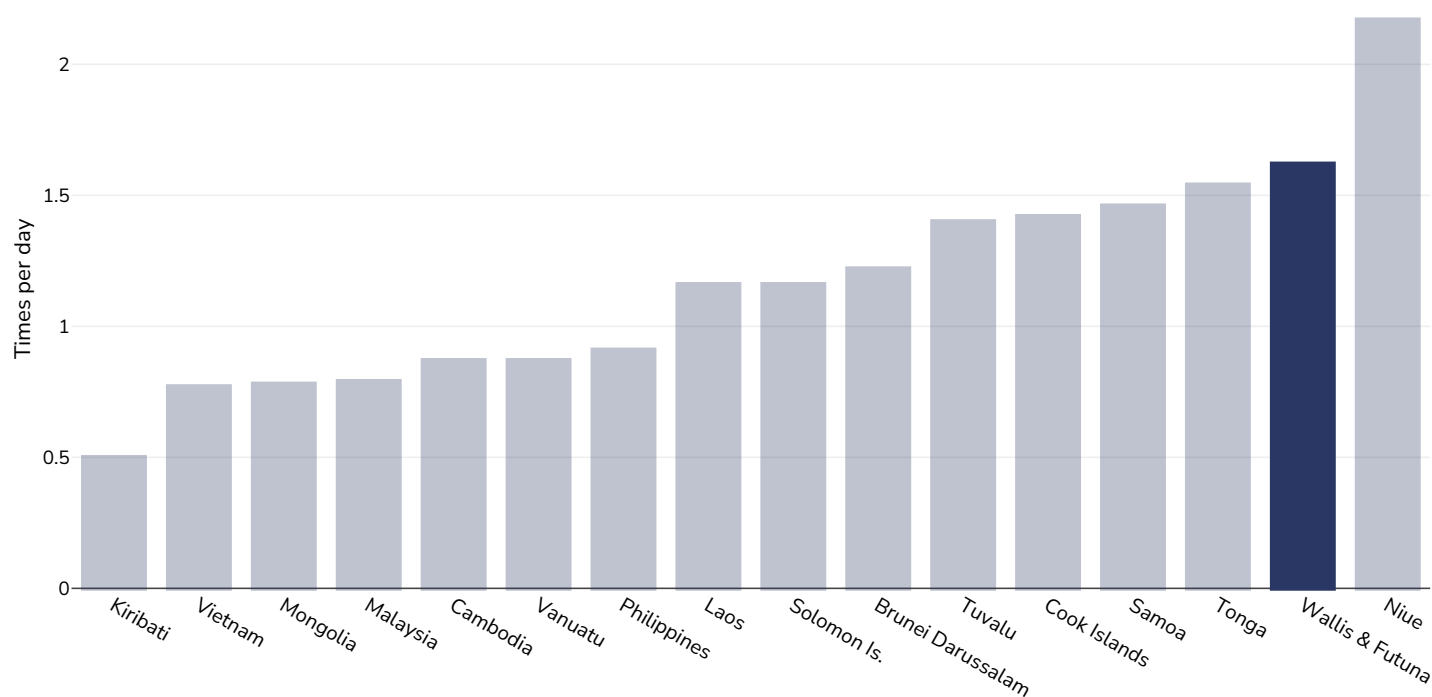
Sample size: 1117

Area covered: National

References: Wallis and Futuna - Global School-Based Student Health Survey 2015
https://www.who.int/ncds/surveillance/gshs/2015_WallisFutuna_GSHS_Fact_Sheet.pdf (last accessed 04.01.23)

Average daily frequency of carbonated soft drink consumption

Children, 2010-2015



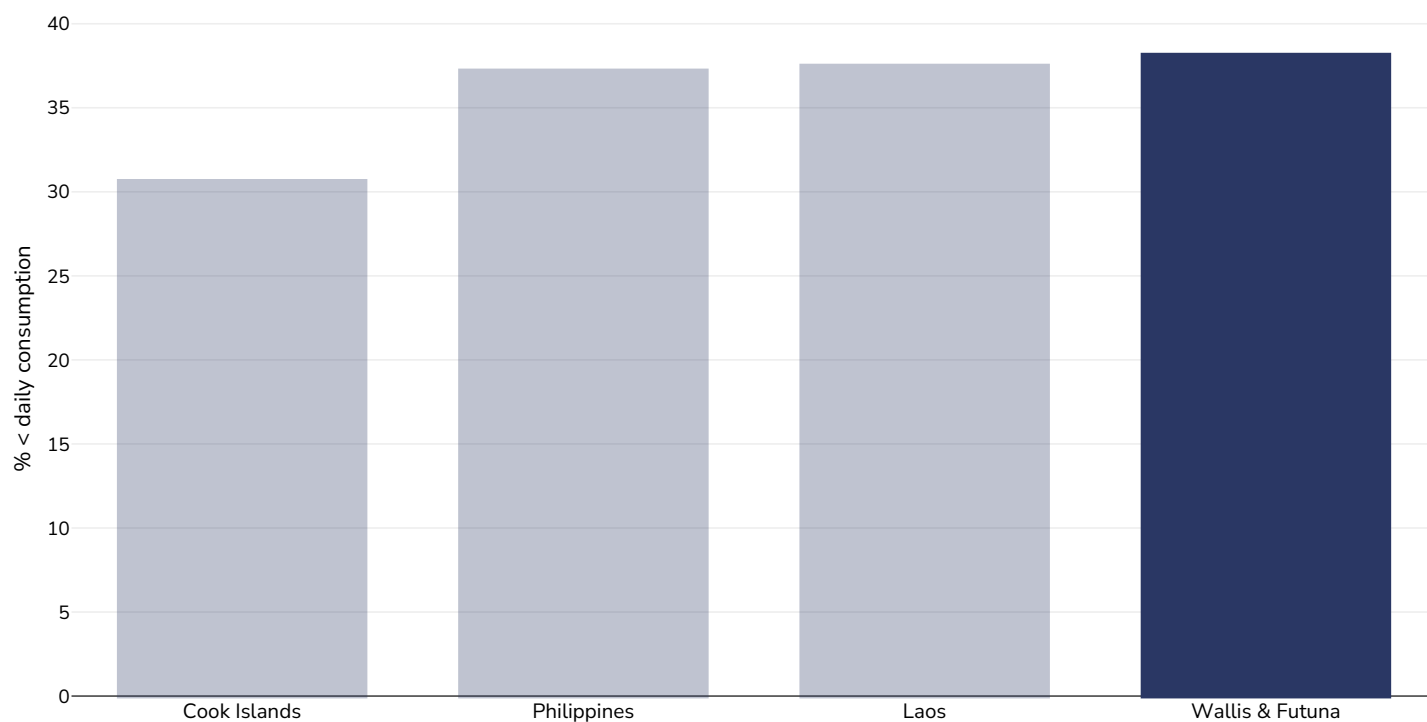
Survey type: Measured

Age: 12-17

References: Beal et al. (2019). Global Patterns of Adolescent Fruit, Vegetable, Carbonated Soft Drink, and Fast-food consumption: A meta-analysis of global school-based student health surveys. Food and Nutrition Bulletin. <https://doi.org/10.1177/0379572119848287> sourced from Food Systems Dashboard <http://www.foodsystemsdashboard.org/food-system>

Prevalence of less than daily fruit consumption

Children, 2015



Survey type: Self-reported

Age: 12-17

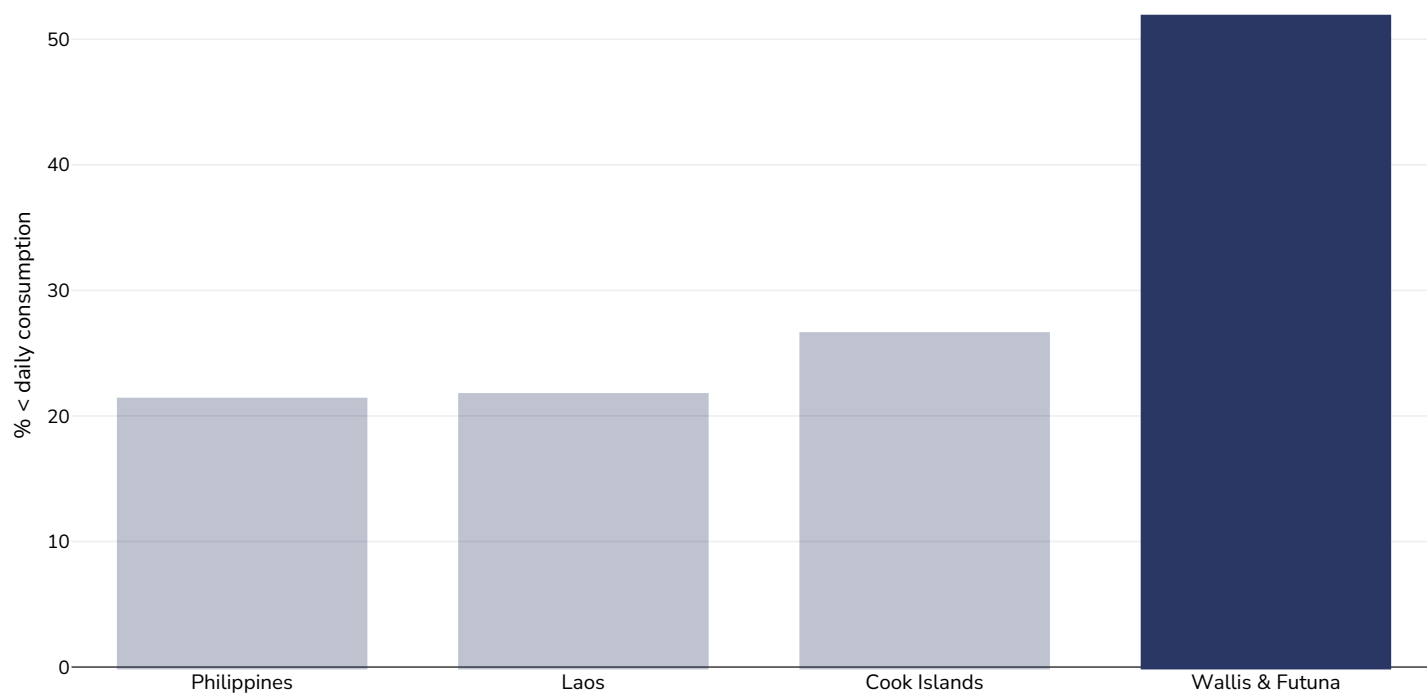
Area covered: National

References: Global School-based Student Health Surveys. Beal et al (2019). Global Patterns of Adolescent Fruit, Vegetable, Carbonated Soft Drink, and Fast-food consumption: A meta-analysis of global school-based student health surveys. Food and Nutrition Bulletin. <https://doi.org/10.1177/0379572119848287>. Sourced from Food Systems Dashboard <http://www.foodsystemsdashboard.org/food-system>

Definitions: Prevalence of less-than-daily fruit consumption (% less-than-daily fruit consumption)

Prevalence of less than daily vegetable consumption

Children, 2015



Survey type: Self-reported

Age: 12-17

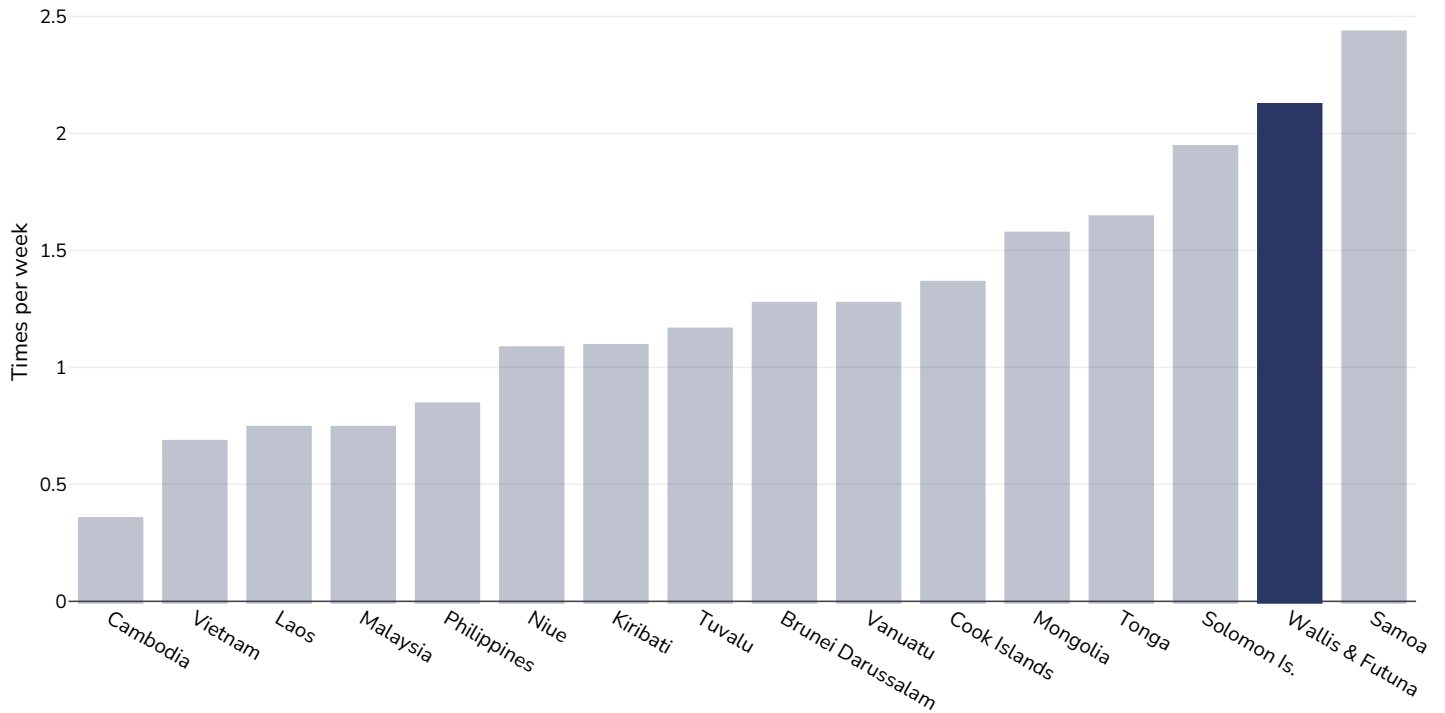
Area covered: National

References: Beal et al. (2019). Global Patterns of Adolescent Fruit, Vegetable, Carbonated Soft Drink, and Fast-food consumption: A meta-analysis of global school-based student health surveys. Food and Nutrition Bulletin. <https://doi.org/10.1177/0379572119848287> sourced from Food Systems Dashboard <http://www.foodsystemsdashboard.org/food-system>

Definitions: Prevalence of less-than-daily vegetable consumption (% less-than-daily vegetable consumption)

Average weekly frequency of fast food consumption

Children, 2010-2015



Age: 12-17

References: Beal et al. (2019). Global Patterns of Adolescent Fruit, Vegetable, Carbonated Soft Drink, and Fast-food consumption: A meta-analysis of global school-based student health surveys. Food and Nutrition Bulletin. <https://doi.org/10.1177/0379572119848287> sourced from Food Systems Dashboard <http://www.foodsystemsdashboard.org/food-system>

PDF created on January 29, 2026