

Report card

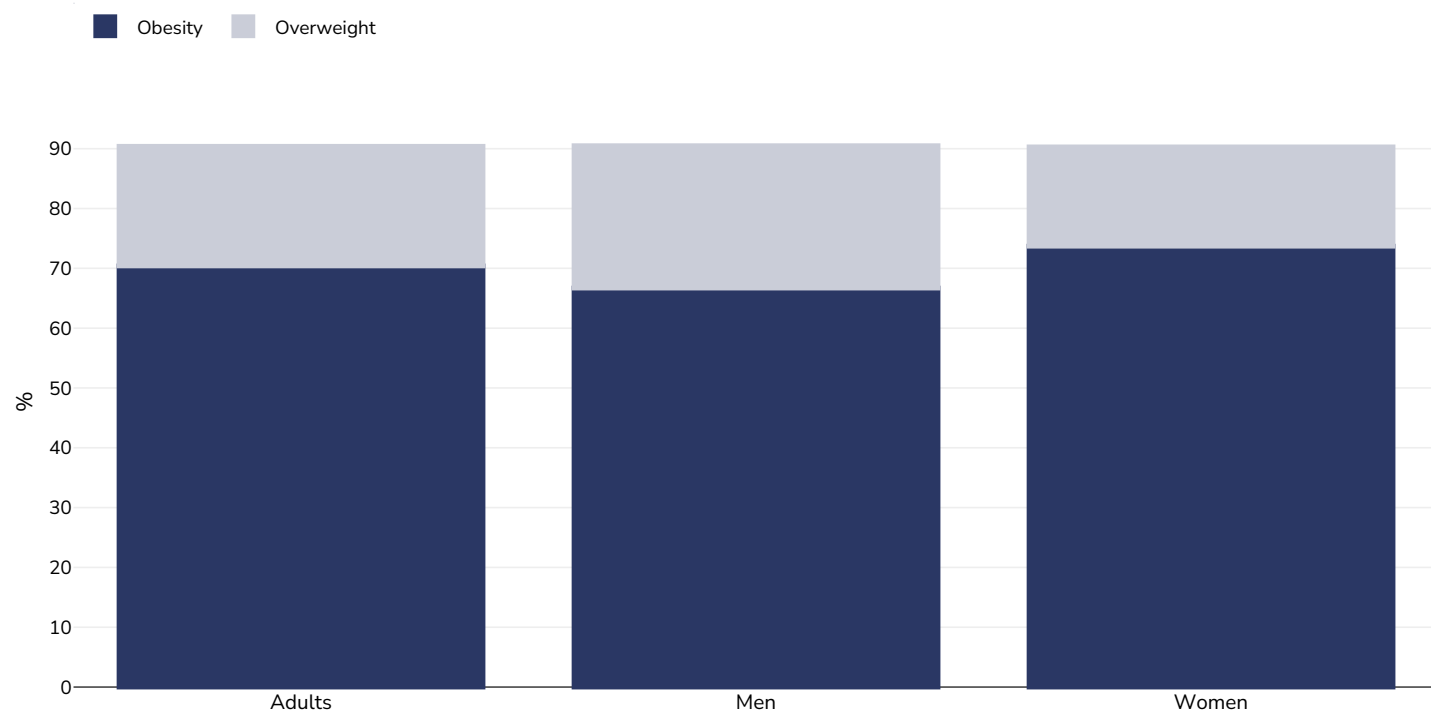
Wallis and Futuna



Contents	Page
Obesity prevalence	2
Overweight/obesity by age	4
Average daily frequency of carbonated soft drink consumption	6
Prevalence of less than daily fruit consumption	7
Prevalence of less than daily vegetable consumption	8
Average weekly frequency of fast food consumption	9
Contextual factors	10

Obesity prevalence

Adults, 2019



Survey type: Measured

Age: 18-69

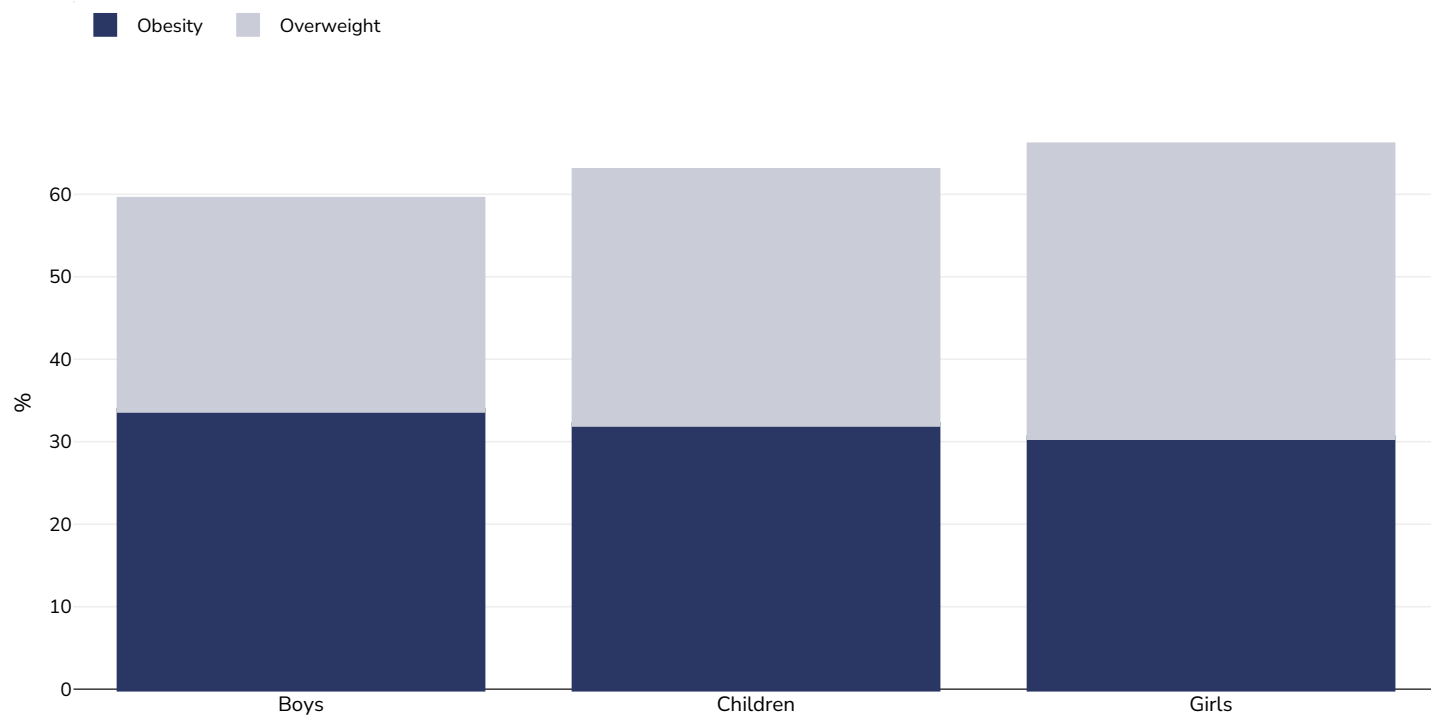
Sample size: 1136

Area covered: National

References: Wallis & Futuna - Enquête sur la prévalence des facteurs de risque de maladies non transmissibles - STEPS 2019.
https://cdn.who.int/media/docs/default-source/ncds/ncd-surveillance/data-reporting/wallis-and-futuna/wallis_futuna_steps_2019_report_print.pdf?sfvrsn=f0e5d71b_1&download=true (Accessed 10.01.23)

Unless otherwise noted, overweight refers to a BMI between 25kg and 29.9kg/m², obesity refers to a BMI greater than 30kg/m².

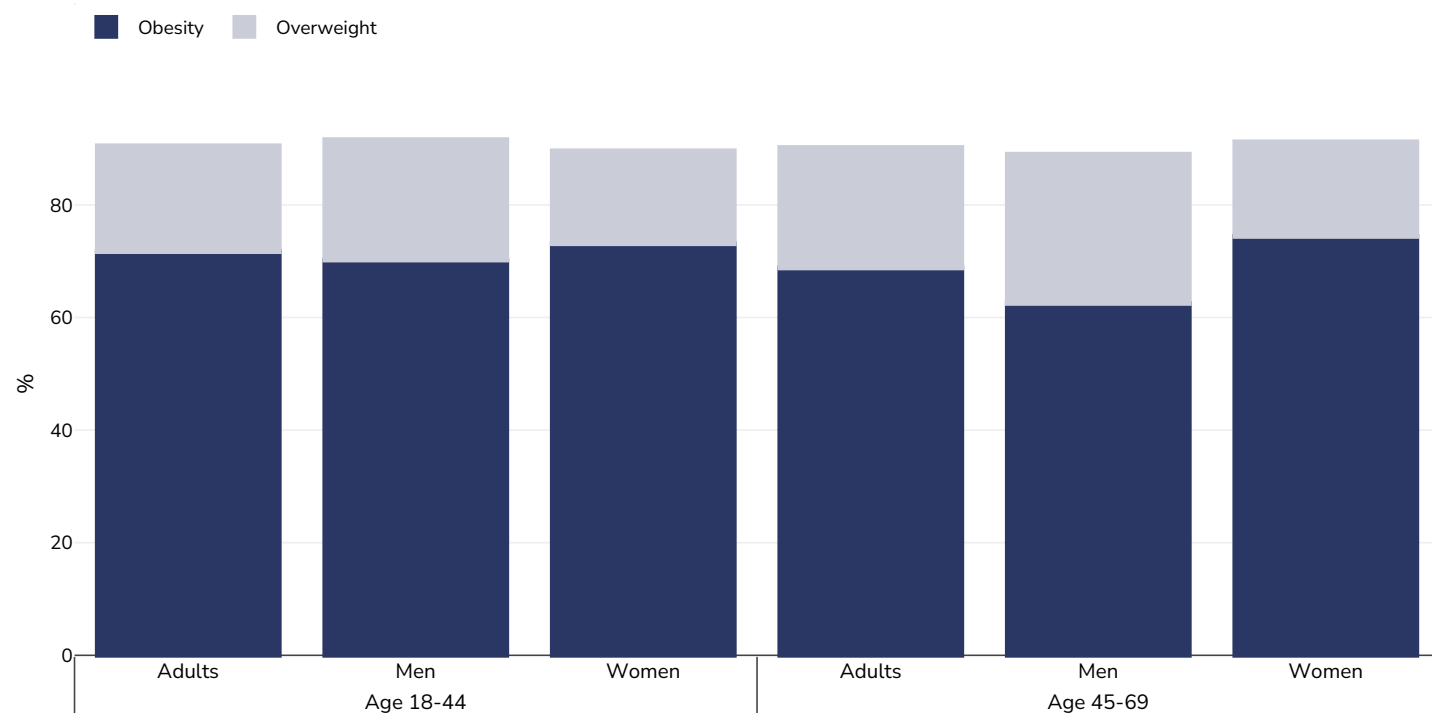
Children, 2015



Survey type:	Self-reported
Age:	13-17
Sample size:	1117
Area covered:	National
References:	Wallis and Futuna - Global School-Based Student Health Survey 2015 https://www.who.int/ncds/surveillance/gshs/2015_WallisFutuna_GSHS_Fact_Sheet.pdf (last accessed 14.12.20)
Cutoffs:	WHO

Overweight/obesity by age

Adults, 2019



Survey type: Measured

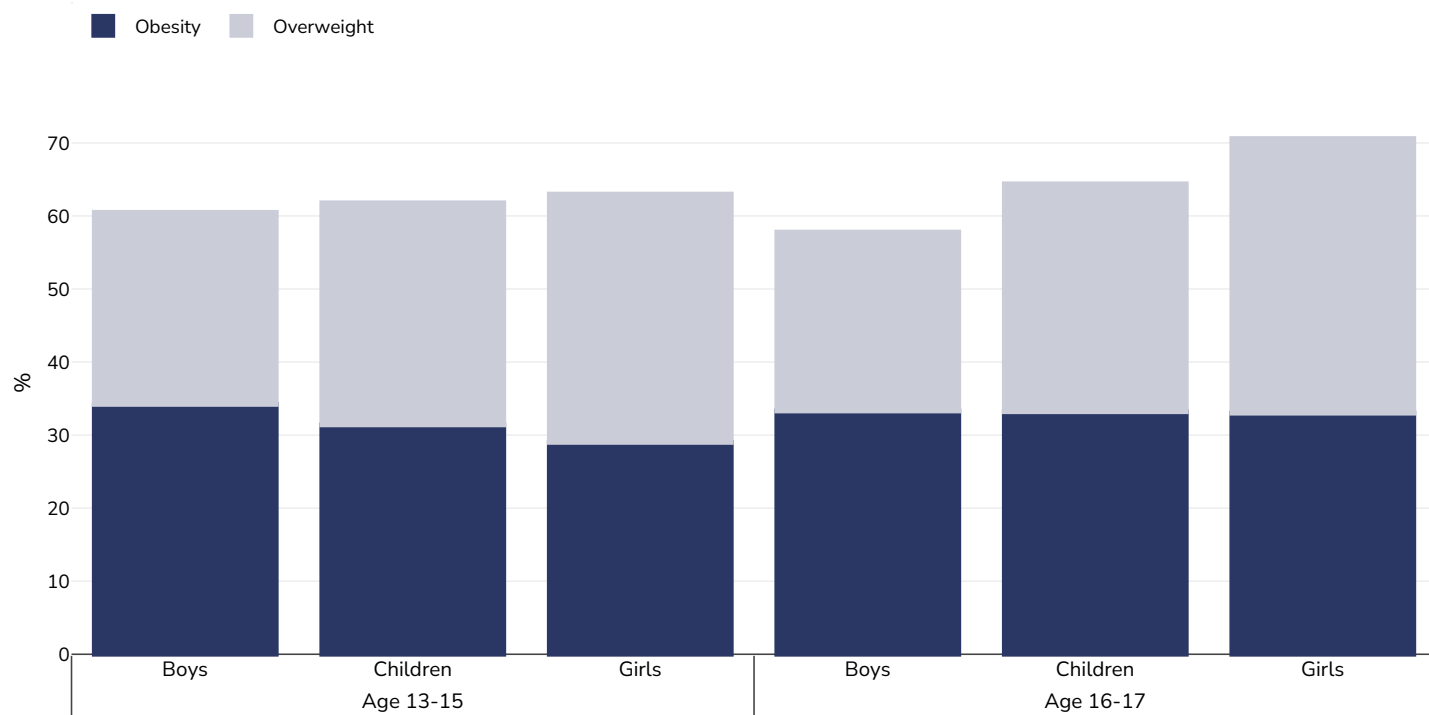
Sample size: 1136

Area covered: National

References: Wallis & Futuna - Enquête sur la prévalence des facteurs de risque de maladies non transmissibles - STEPS 2019. https://cdn.who.int/media/docs/default-source/ncds/ncd-surveillance/data-reporting/wallis-and-futuna/wallis_futuna_steps_2019_report_print.pdf?sfvrsn=f0e5d71b_1&download=true (Accessed 10.01.23)

Unless otherwise noted, overweight refers to a BMI between 25kg and 29.9kg/m², obesity refers to a BMI greater than 30kg/m².

Children, 2015



Survey type: Self-reported

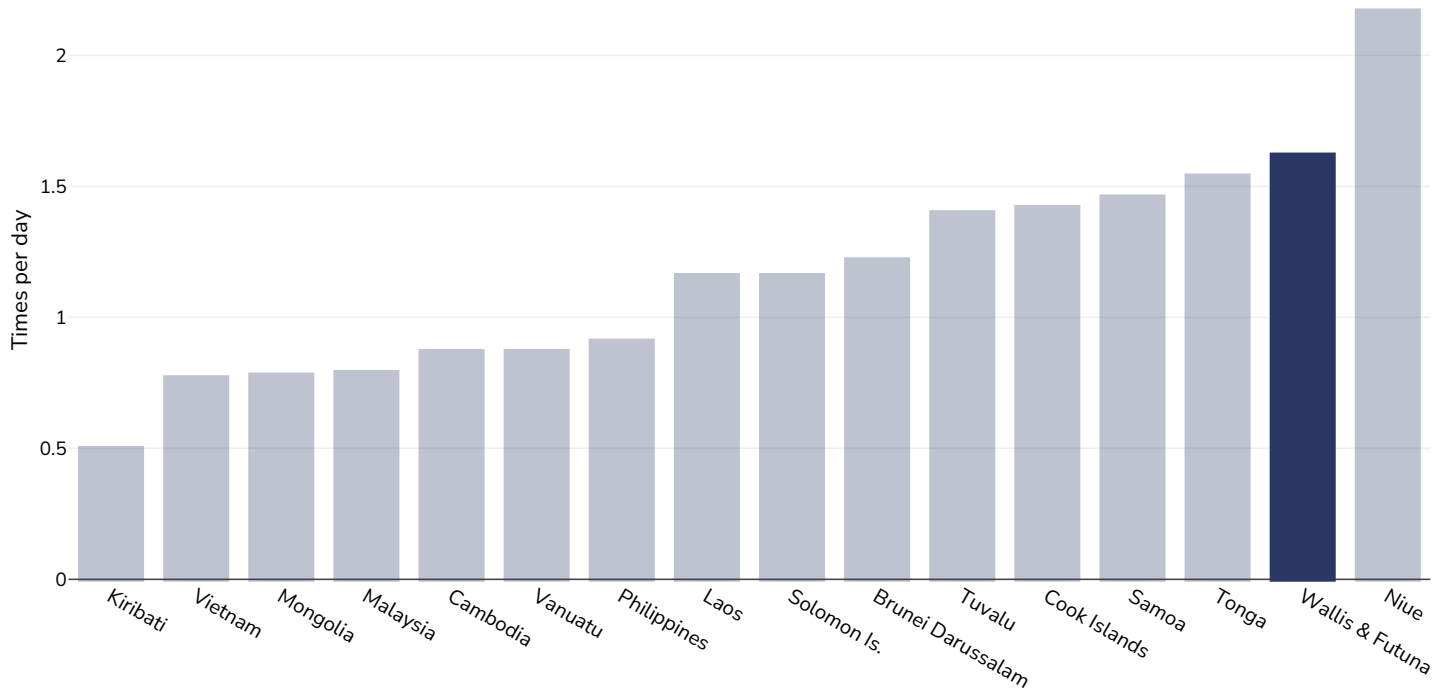
Sample size: 1117

Area covered: National

References: Wallis and Futuna - Global School-Based Student Health Survey 2015
https://www.who.int/ncds/surveillance/gshs/2015_WallisFutuna_GSHS_Fact_Sheet.pdf (last accessed 04.01.23)

Average daily frequency of carbonated soft drink consumption

Children, 2010-2015



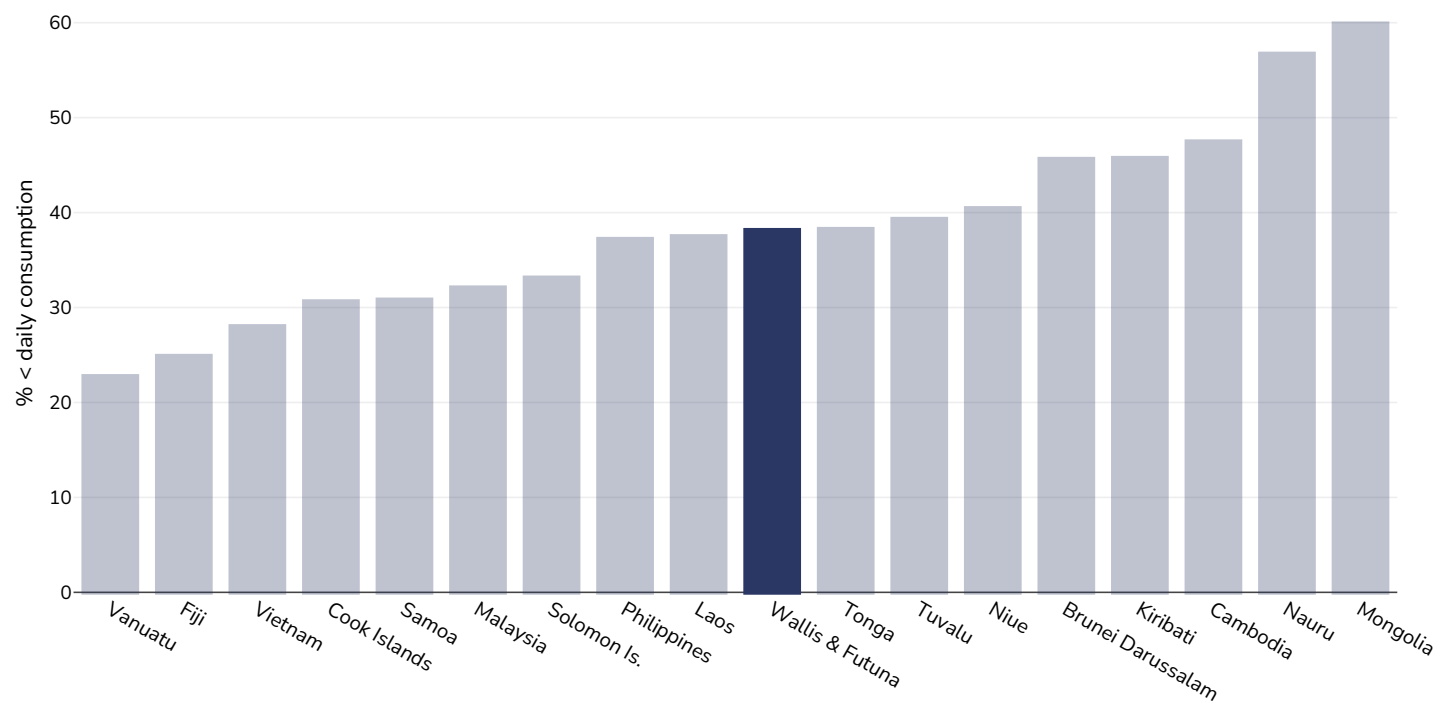
Survey type: Measured

Age: 12-17

References: Beal et al. (2019). Global Patterns of Adolescent Fruit, Vegetable, Carbonated Soft Drink, and Fast-food consumption: A meta-analysis of global school-based student health surveys. Food and Nutrition Bulletin. <https://doi.org/10.1177/0379572119848287> sourced from Food Systems Dashboard <http://www.foodsystemsdashboard.org/food-system>

Prevalence of less than daily fruit consumption

Children, 2010-2015



Survey type: Measured

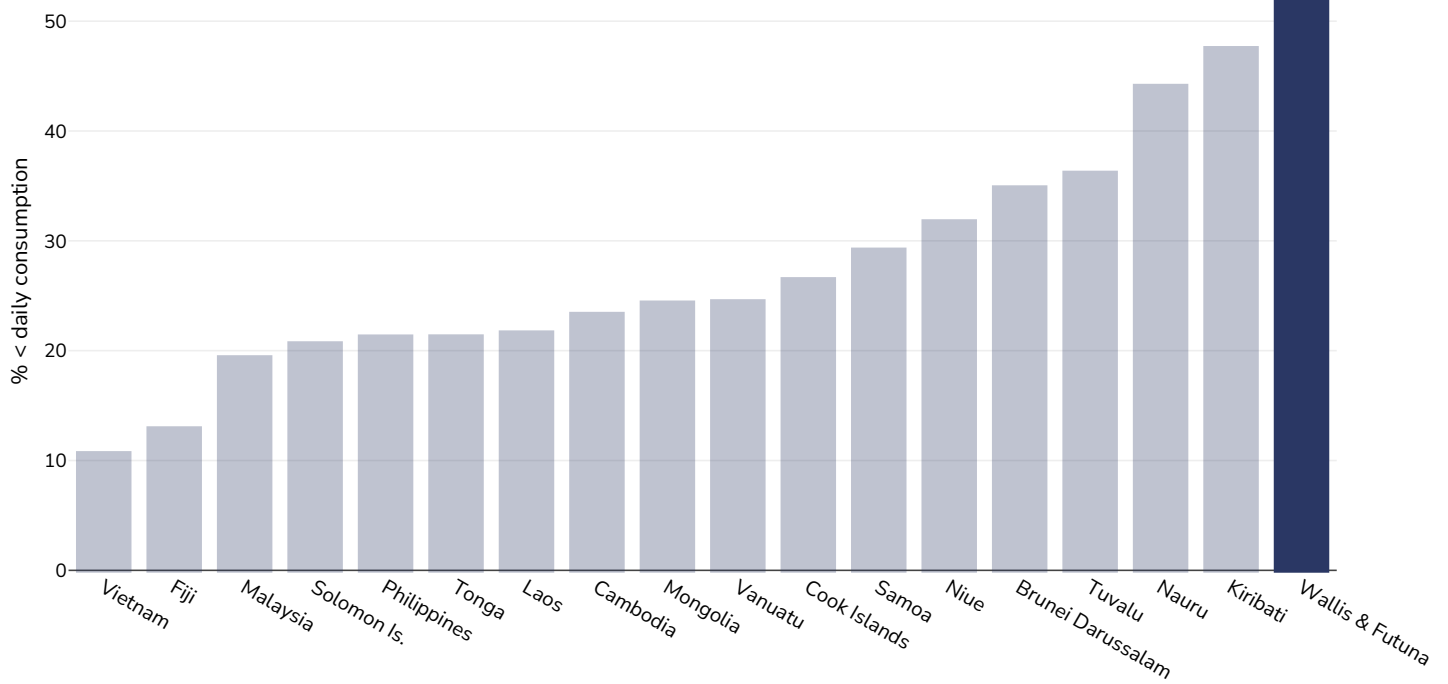
Age: 12-17

References: Global School-based Student Health Surveys. Beal et al (2019). Global Patterns of Adolescent Fruit, Vegetable, Carbonated Soft Drink, and Fast-food consumption: A meta-analysis of global school-based student health surveys. Food and Nutrition Bulletin. <https://doi.org/10.1177/0379572119848287>. Sourced from Food Systems Dashboard <http://www.foodsystemsdashboard.org/food-system>

Definitions: Prevalence of less-than-daily fruit consumption (% less-than-daily fruit consumption)

Prevalence of less than daily vegetable consumption

Children, 2010-2015



Survey type: Measured

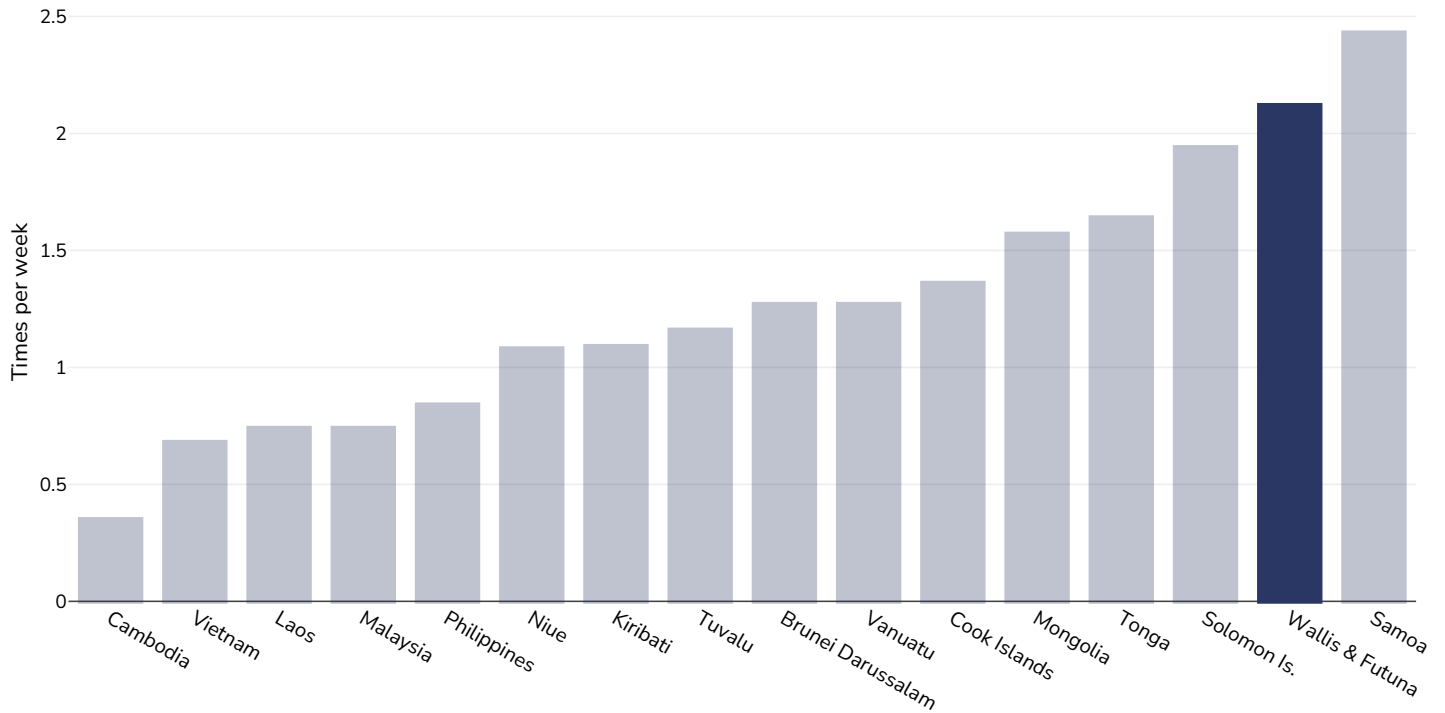
Age: 12-17

References: Beal et al. (2019). Global Patterns of Adolescent Fruit, Vegetable, Carbonated Soft Drink, and Fast-food consumption: A meta-analysis of global school-based student health surveys. Food and Nutrition Bulletin. <https://doi.org/10.1177/0379572119848287> sourced from Food Systems Dashboard <http://www.foodsystemsdashboard.org/food-system>

Definitions: Prevalence of less-than-daily vegetable consumption (% less-than-daily vegetable consumption)

Average weekly frequency of fast food consumption

Children, 2010-2015



Age: 12-17

References: Beal et al. (2019). Global Patterns of Adolescent Fruit, Vegetable, Carbonated Soft Drink, and Fast-food consumption: A meta-analysis of global school-based student health surveys. Food and Nutrition Bulletin. <https://doi.org/10.1177/0379572119848287> sourced from Food Systems Dashboard <http://www.foodsystemsdashboard.org/food-system>

Contextual factors

Disclaimer: These contextual factors should be interpreted with care. Results are updated as regularly as possible and use very specific criteria. The criteria used and full definitions are available for download at the bottom of this page.



Labelling

Is there mandatory nutrition labelling?	X
Front-of-package labelling?	X
Back-of-pack nutrition declaration?	X
Color coding?	X
Warning label?	X



Regulation and marketing

Are there fiscal policies on unhealthy products?	X
Tax on unhealthy foods?	X
Tax on unhealthy drinks?	X
Are there fiscal policies on healthy products?	X
Subsidy on fruits?	X
Subsidy on vegetables?	X
Subsidy on other healthy products?	X
Mandatory limit or ban of trans fat (all settings)?	X
Mandatory limit of trans fats in place (all settings)?	X
Ban on trans-fats or phos in place (all settings)?	X
Are there any mandatory policies/marketing restrictions on the promotion of unhealthy food/drinks to children?	X
Mandatory restriction on broadcast media?	X
Mandatory restriction on non-broadcast media?	X
Voluntary policies/marketing restrictions on the promotion of unhealthy food/drinks to children?	X
Are there mandatory standards for food in schools?	X
Are there any mandatory nutrient limits in any manufactured food products?	X
Nutrition standards for public sector procurement?	X



Political will and support

National obesity strategy or nutrition and physical activity national strategy?	✗
National obesity strategy?	✗
National childhood obesity strategy?	✗
Comprehensive nutrition strategy?	✗
Comprehensive physical activity strategy?	✗
Evidence-based dietary guidelines and/or RDAs?	✗
National target(s) on reducing obesity?	✗
Guidelines/policy on obesity treatment?	✗
Promotion of breastfeeding?	✗



Monitoring and surveillance

Monitoring of the prevalence and incidence for the main obesity-related NCDs and risk factors?	✗
Within 5 years?	✗



Governance and resource

Multi-sectoral national co-ordination mechanism for obesity or nutrition (including obesity)?	✗
---	---

Key

✓ Present

✓_v Present
(voluntary)

✓ Incoming

✗ Absent

? Unknown

Last updated November 22, 2022

