



# Thailand



## Country report card - under-5s

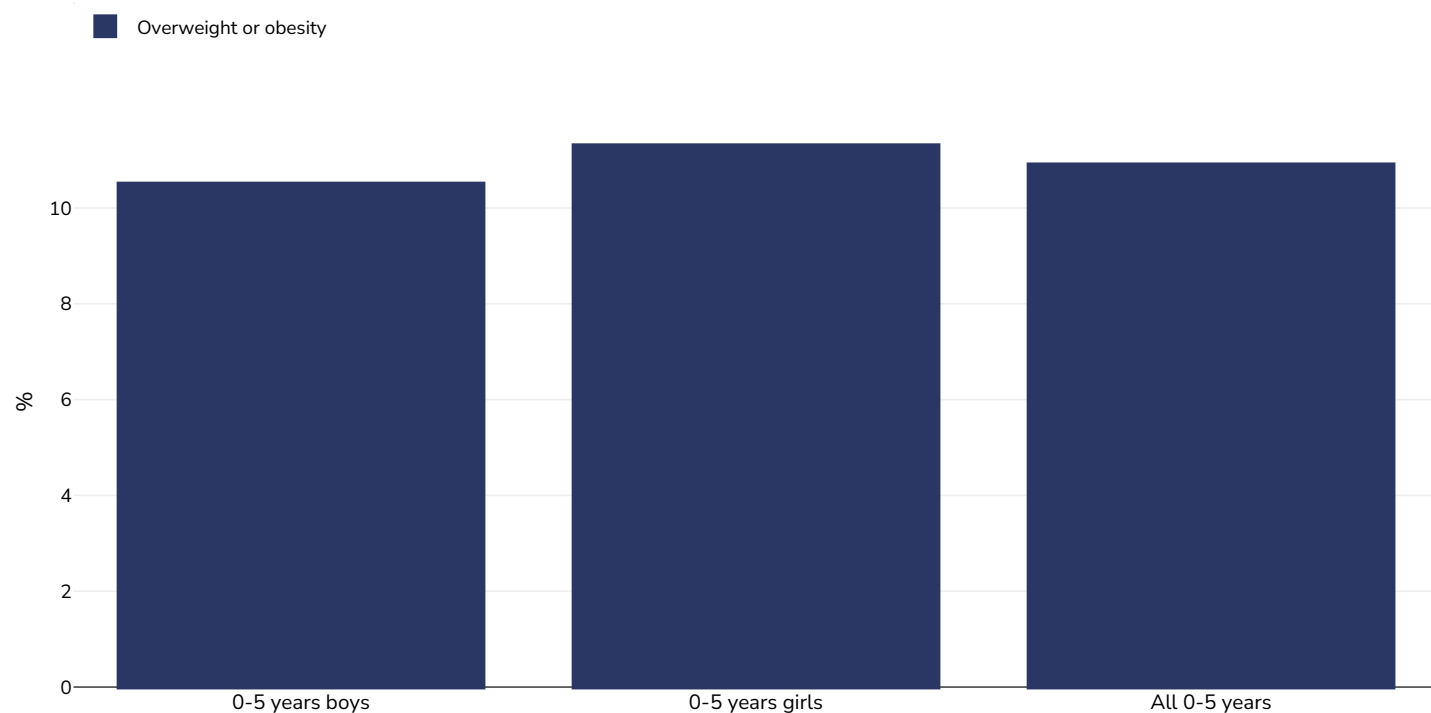
*This report card contains the latest data available on the Global Obesity Observatory on overweight and obesity for children under 5. Where available, data on common and relevant obesity drivers and comorbidities are also presented.*

*View the latest version of this report on the Global Obesity Observatory at <https://data.worldobesity.org/country/thailand-214/>.*

Contents	Page
Obesity prevalence	3
Overweight/obesity by education	4
Overweight/obesity by region	5
Overweight/obesity by socio-economic group	6
Double burden of underweight & overweight	7
% Infants exclusively breastfed 0-5 months	8

## Obesity prevalence

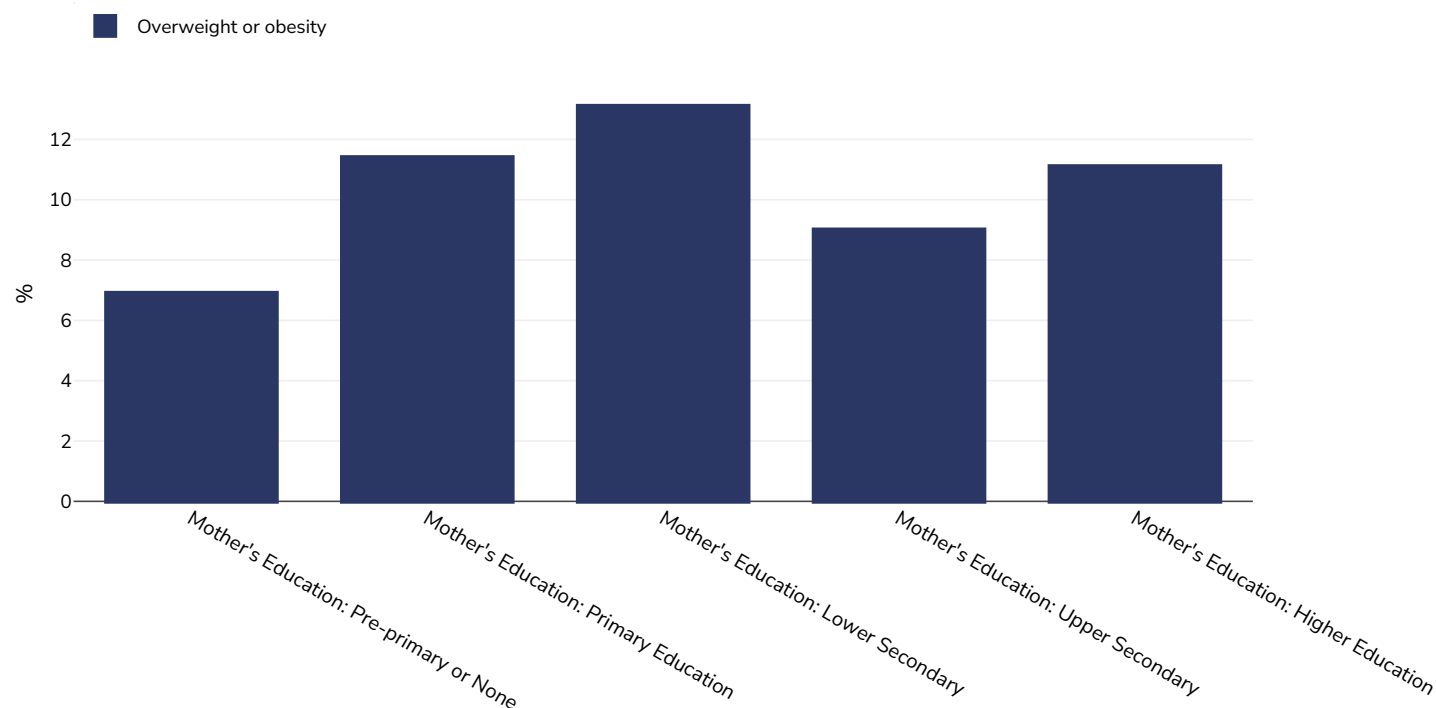
### 0-5 years, 2022



Survey type:	Measured
Age:	0-5
Sample size:	9504
Area covered:	National
References:	National Statistical Office of Thailand. 2023. Thailand Multiple Indicator Cluster Survey 2022, Survey Findings Report. Bangkok, Thailand: National Statistical Office of Thailand.
Definitions:	Percentage of children under age 5 who are above 2 standard deviations (moderate and severe) of the median weight-for-height of the reference population
Cutoffs:	+2 SD

## Overweight/obesity by education

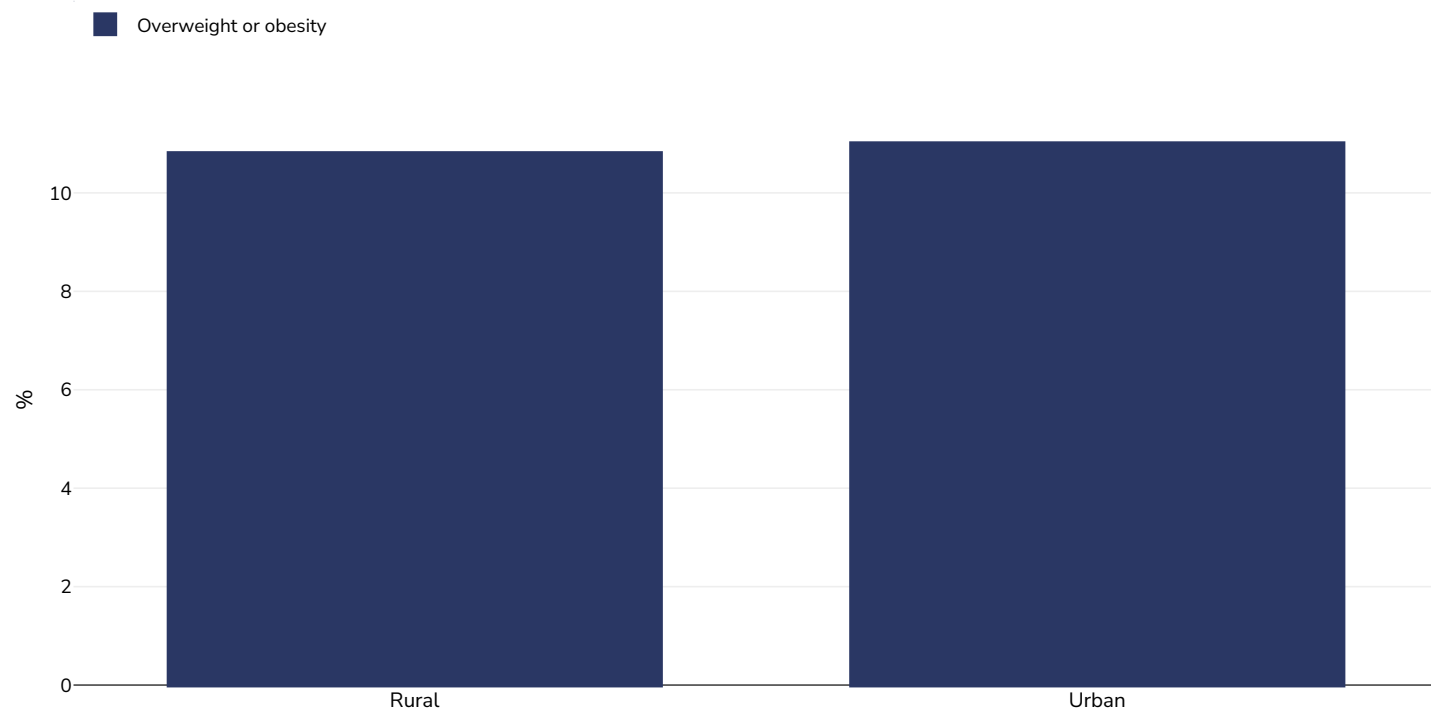
0-5 years, 2022



Survey type:	Measured
Sample size:	9504
Area covered:	National
References:	National Statistical Office of Thailand. 2023. Thailand Multiple Indicator Cluster Survey 2022, Survey Findings Report. Bangkok, Thailand: National Statistical Office of Thailand.
Definitions:	Percentage of children under age 5 who are above 2 standard deviations (moderate and severe) of the median weight-for-height of the reference population.
Cutoffs:	+2 SD

## Overweight/obesity by region

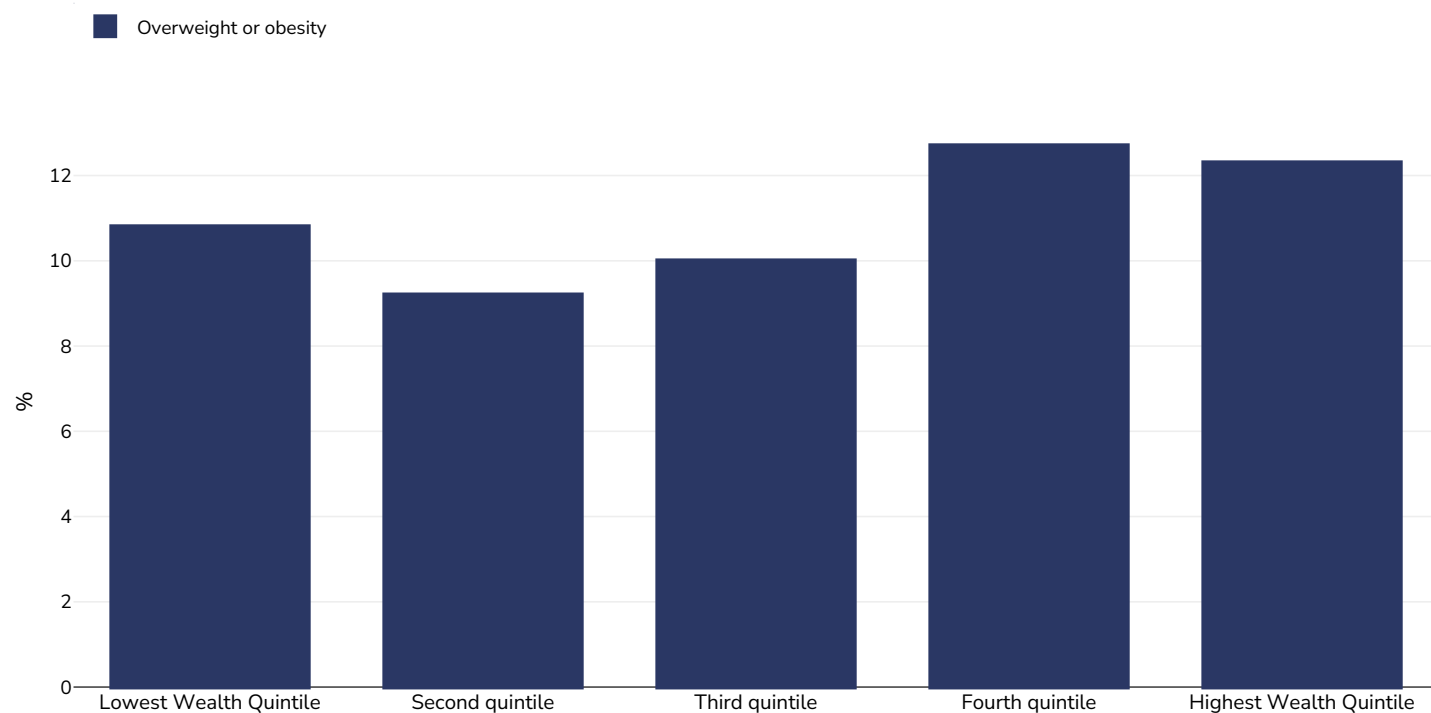
0-5 years, 2022



Survey type:	Measured
Sample size:	9504
Area covered:	National
References:	National Statistical Office of Thailand. 2023. Thailand Multiple Indicator Cluster Survey 2022, Survey Findings Report. Bangkok, Thailand: National Statistical Office of Thailand.
Definitions:	Percentage of children under age 5 who are above 2 standard deviations (moderate and severe) of the median weight-for-height of the reference population
Cutoffs:	+2 SD

## Overweight/obesity by socio-economic group

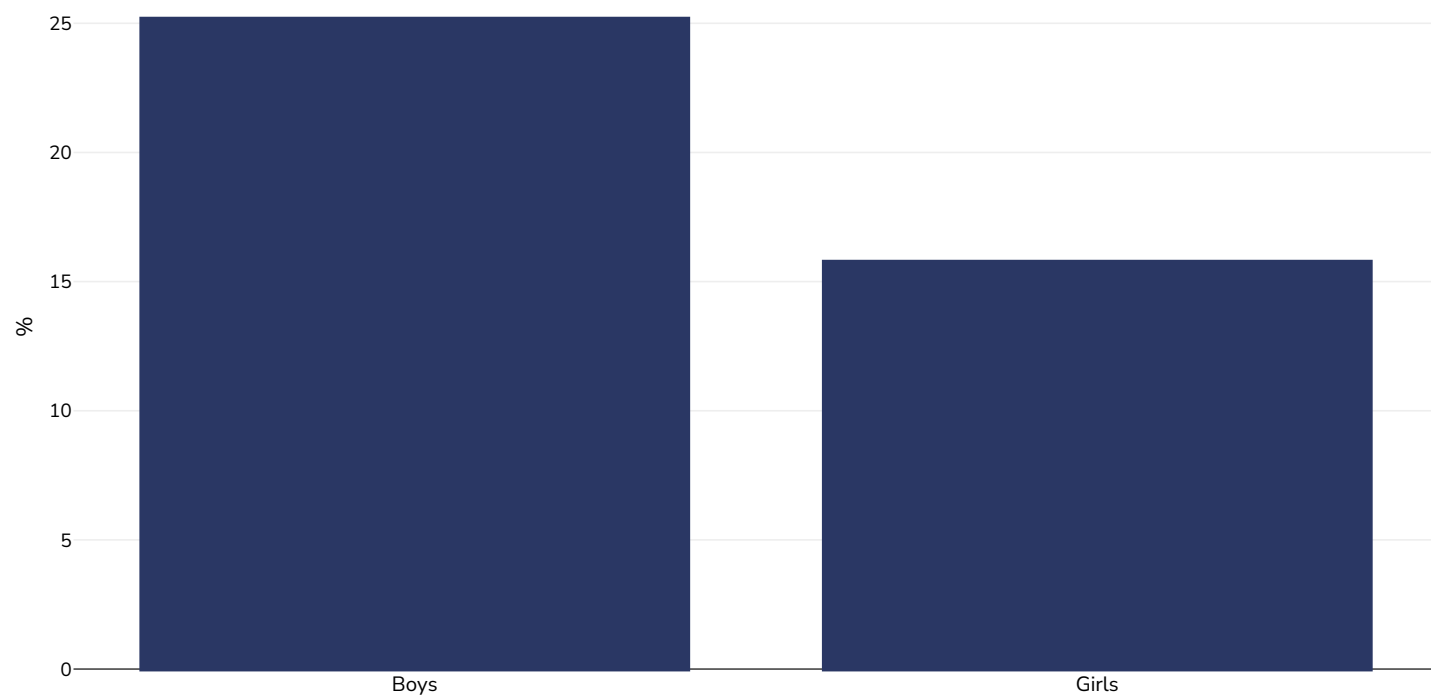
0-5 years, 2022



Survey type:	Measured
Sample size:	9504
Area covered:	National
References:	National Statistical Office of Thailand. 2023. Thailand Multiple Indicator Cluster Survey 2022, Survey Findings Report. Bangkok, Thailand: National Statistical Office of Thailand.
Notes:	Percentage of children under age 5 who are above 2 standard deviations (moderate and severe) of the median weight-for-height of the reference population
Cutoffs:	+2 SD

## Double burden of underweight & overweight

0-5 years, 2019-2019



Survey type: Measured

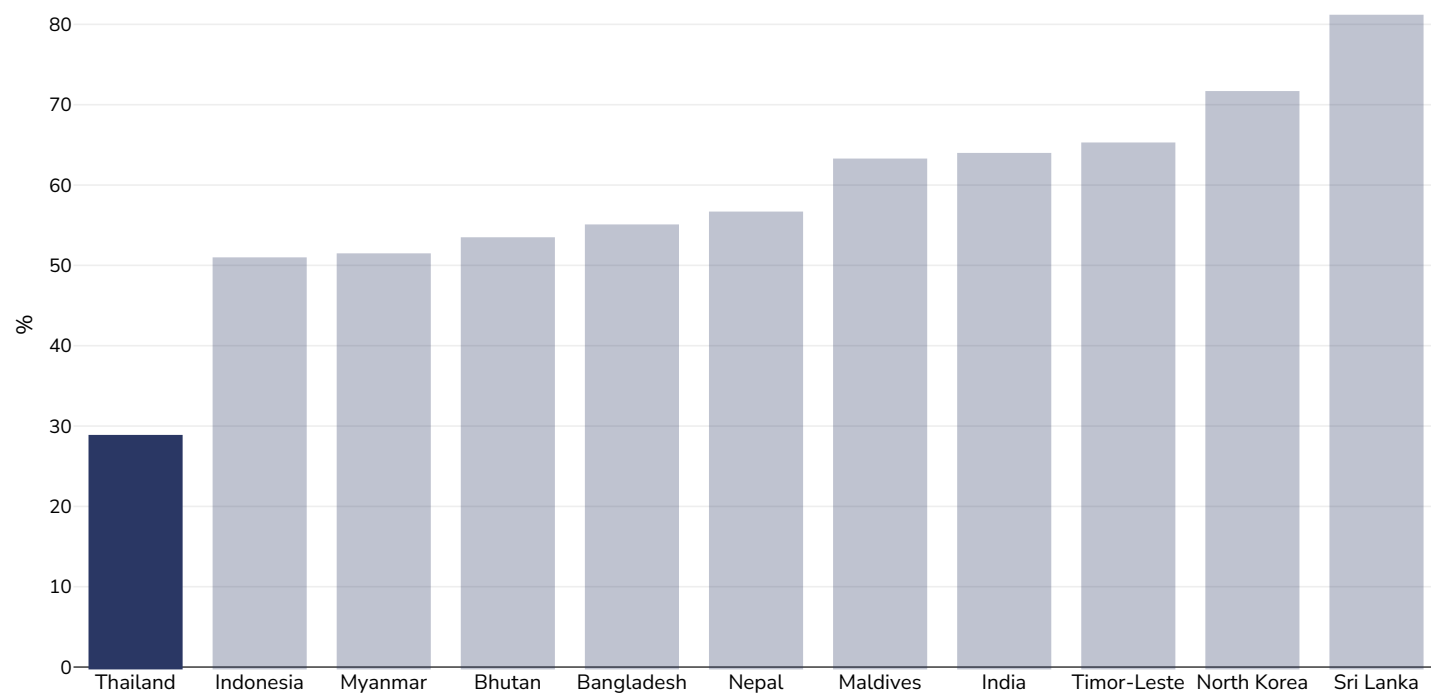
Age: 0-5

References: UNICEF data available at <https://data.unicef.org/topic/nutrition/malnutrition/> (last accessed 12.03.25)

Notes: Children under 5 falling below -2 standard deviations from the median height for age and falling at or above +2 standard deviations from the median weight-for-height of the reference population

## % Infants exclusively breastfed 0-5 months

0-5 years, 2015-2022



**References:** Thailand Multiple Indicator Cluster Survey 2022, Survey Findings Report

**Notes:** Full details are available. Original citation United Nations Children's Fund, Division of Data, Analysis, Planning and Monitoring (2023).  
Global UNICEF Global Databases: Infant and Young Child Feeding: Exclusive breastfeeding, New York, October 2023.

PDF created on July 18, 2025