



Tajikistan



Country report card - adults


This report card contains the latest data available on the Global Obesity Observatory on overweight and obesity for adults. Where available, data on common and relevant obesity drivers and comorbidities are also presented.

View the latest version of this report on the Global Obesity Observatory at <https://data.worldobesity.org/country/tajikistan-212/>.

Contents	Page
Obesity prevalence	3
Trend: % Adults living with obesity in Tajikistan 2012-2017	4
Trend: % Adults living with overweight or obesity in Tajikistan 2012-2017	5
Overweight/obesity by education	6
Overweight/obesity by age	7
Overweight/obesity by region	8
Overweight/obesity by socio-economic group	9
Double burden of underweight & overweight	10
Insufficient physical activity	11
Mental health - depression disorders	14
Mental health - anxiety disorders	17
Percent of population who cannot afford a healthy diet	20
Oesophageal cancer	21
Breast cancer	23
Colorectal cancer	24
Pancreatic cancer	26
Gallbladder cancer	28
Kidney cancer	30
Cancer of the uterus	32
Raised blood pressure	33
Raised cholesterol	36
Raised fasting blood glucose	39
Diabetes prevalence	41
Ovarian Cancer	42
Leukemia	43
Liver and intrahepatic bile duct Cancer	45
Multiple Myeloma	47
Non Hodgkin Lymphoma	49
Thyroid Cancer	51

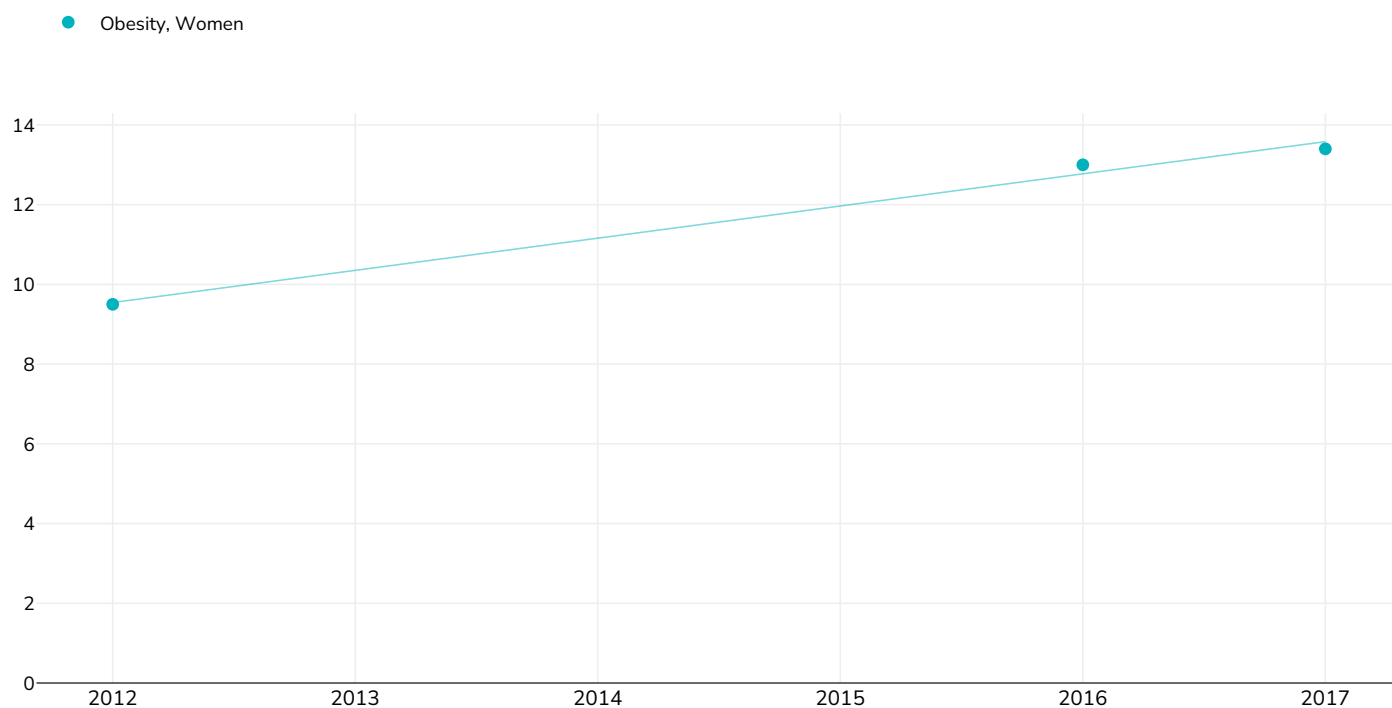
Obesity prevalence

Women, 2023



Survey type:	Measured
Age:	20-49
Sample size:	7,259
Area covered:	National
References:	Agency on Statistics under the President of the Republic of Tajikistan, Ministry of Health and Social Protection of Population of the Republic of Tajikistan and ICF. 2025. Tajikistan Demographic and Health Survey 2023. Dushanbe, Republic of Tajikistan and Rockville, Maryland, USA: Agency on Statistics under the President of the Republic of Tajikistan and ICF. https://dhsprogram.com/publications/publication-FR392-DHS-Final-Reports.cfm [Accessed 21.08.25]
<i>Unless otherwise noted, overweight refers to a BMI between 25kg and 29.9kg/m², obesity refers to a BMI greater than 30kg/m².</i>	

% Adults living with obesity in Tajikistan 2012-2017



Survey type:

Measured

References:

- 2012: Statistical Agency under the President of the Republic of Tajikistan - SA/Tajikistan, Ministry of Health - MOH/Tajikistan, and ICF International. 2013. Tajikistan Demographic and Health Survey 2012. Dushanbe, Tajikistan: SA/Tajikistan, MOH/Tajikistan, and ICF International.
- 2016: Barth-Jaeggi, T., Zandberg, L., Bahruddinov, M., Kiefer, S., Rahmarulloev, S., & Wyss, K. (2020). Nutritional status of Tajik children and women: Transition towards a double burden of malnutrition. *Maternal & child nutrition*, 16(2), e12886. <https://doi.org/10.1111/mcn.12886>
- 2017: Statistical Agency under the President of the Republic of Tajikistan, Ministry of Health and Social Protection of Population of the Republic of Tajikistan, and ICF. 2018. Tajikistan Demographic and Health Survey 2017. Dushanbe, Republic of Tajikistan, and Rockville, Maryland, USA: Statistical Agency under the President of the Republic of Tajikistan/SA, Ministry of Health and Social Protection of Population of the Republic of Tajikistan/MOHSP, and ICF.. <https://www.dhsprogram.com/pubs/pdf/FR341/FR341.pdf>

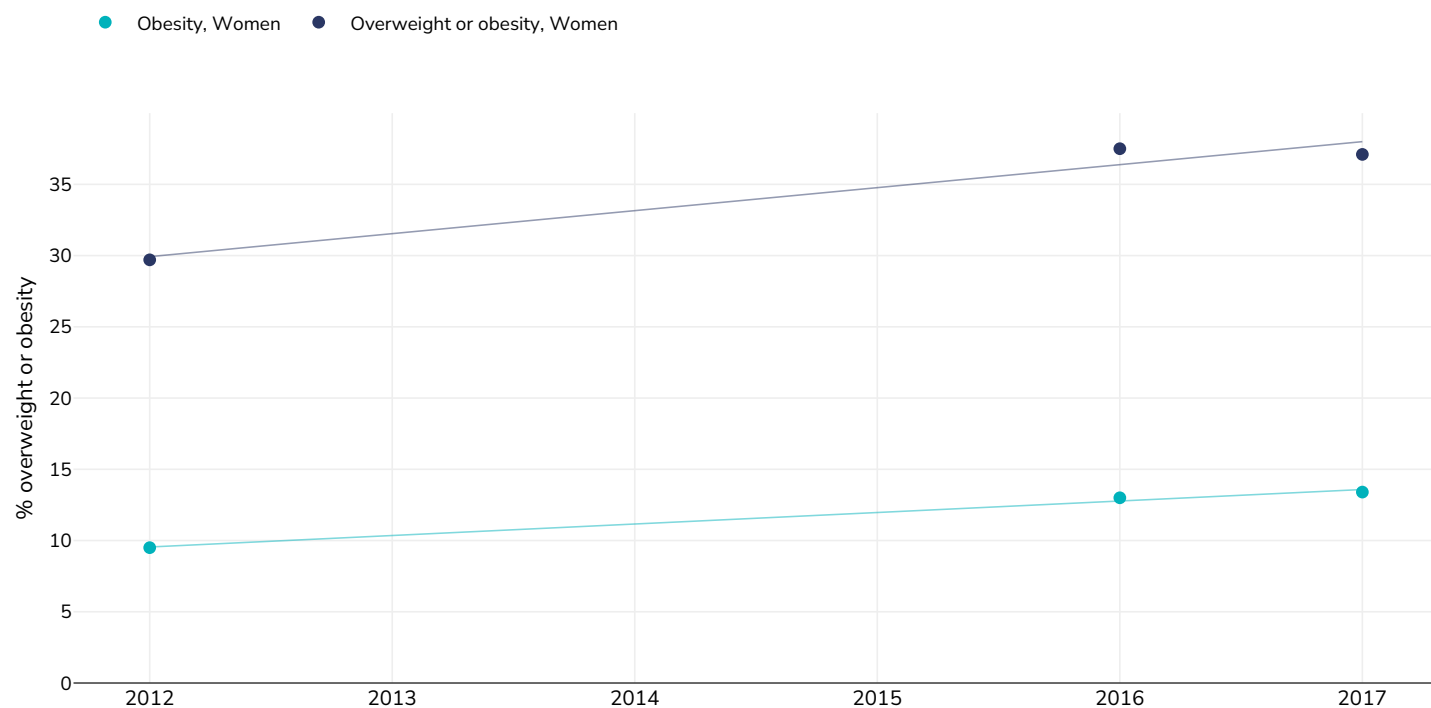
Notes:

Adults aged 15-49

Unless otherwise noted, overweight refers to a BMI between 25kg and 29.9kg/m², obesity refers to a BMI greater than 30kg/m².

Different methodologies may have been used to collect this data and so data from different surveys may not be strictly comparable. Please check with original data sources for methodologies used.

% Adults living with overweight or obesity in Tajikistan 2012-2017



Survey type: Measured

References: 2012: Statistical Agency under the President of the Republic of Tajikistan - SA/Tajikistan, Ministry of Health - MOH/Tajikistan, and ICF International. 2013. Tajikistan Demographic and Health Survey 2012. Dushanbe, Tajikistan: SA/Tajikistan, MOH/Tajikistan, and ICF International.
2016: Barth-Jaeggi, T., Zandberg, L., Bahrudinov, M., Kiefer, S., Rahmarulloev, S., & Wyss, K. (2020). Nutritional status of Tajik children and women: Transition towards a double burden of malnutrition. *Maternal & child nutrition*, 16(2), e12886. <https://doi.org/10.1111/mcn.12886>
2017: Statistical Agency under the President of the Republic of Tajikistan, Ministry of Health and Social Protection of Population of the Republic of Tajikistan, and ICF. 2018. Tajikistan Demographic and Health Survey 2017. Dushanbe, Republic of Tajikistan, and Rockville, Maryland, USA: Statistical Agency under the President of the Republic of Tajikistan/SA, Ministry of Health and Social Protection of Population of the Republic of Tajikistan/MOHSP, and ICF.. <https://www.dhsprogram.com/pubs/pdf/FR341/FR341.pdf>

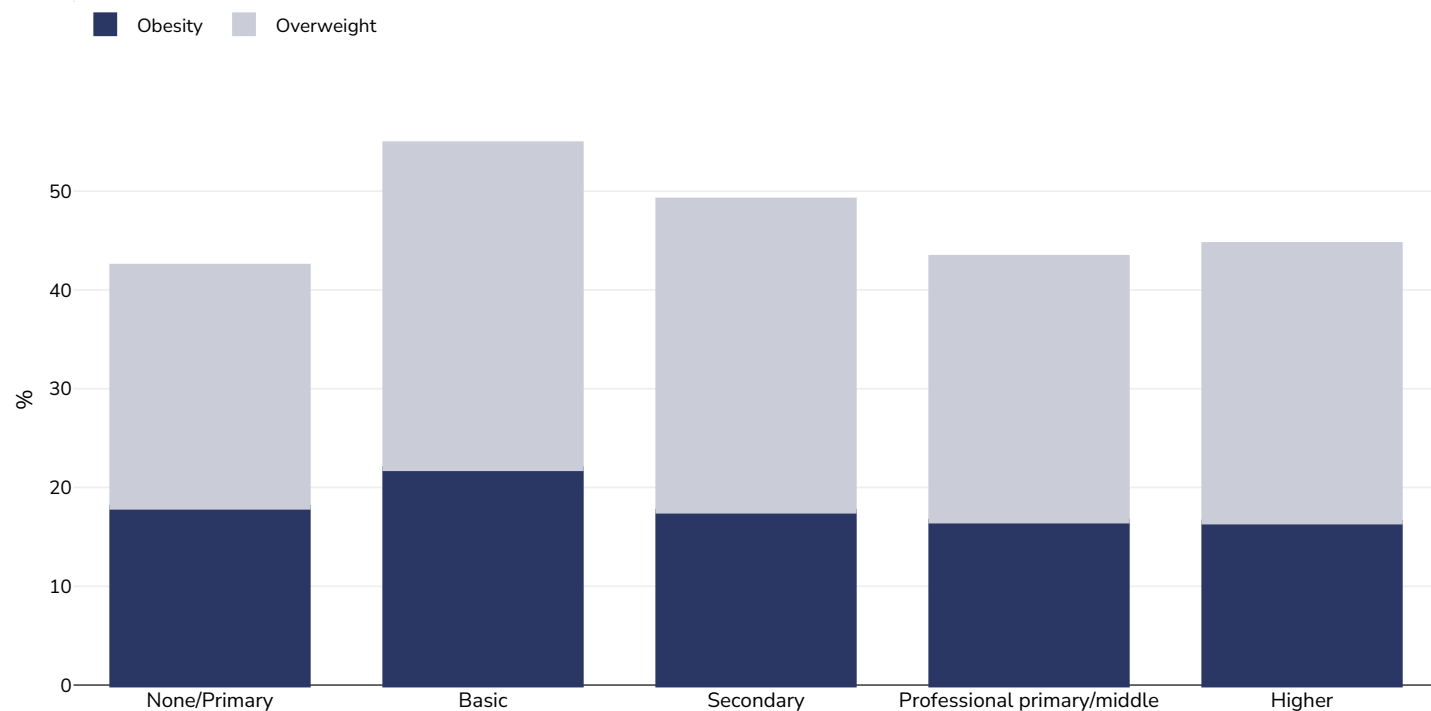
Notes: Adults aged 15-49

Unless otherwise noted, overweight refers to a BMI between 25kg and 29.9kg/m², obesity refers to a BMI greater than 30kg/m².

Different methodologies may have been used to collect this data and so data from different surveys may not be strictly comparable. Please check with original data sources for methodologies used.

Overweight/obesity by education

Women, 2023



Survey type: Measured

Age: 20-49

Sample size: 7,259

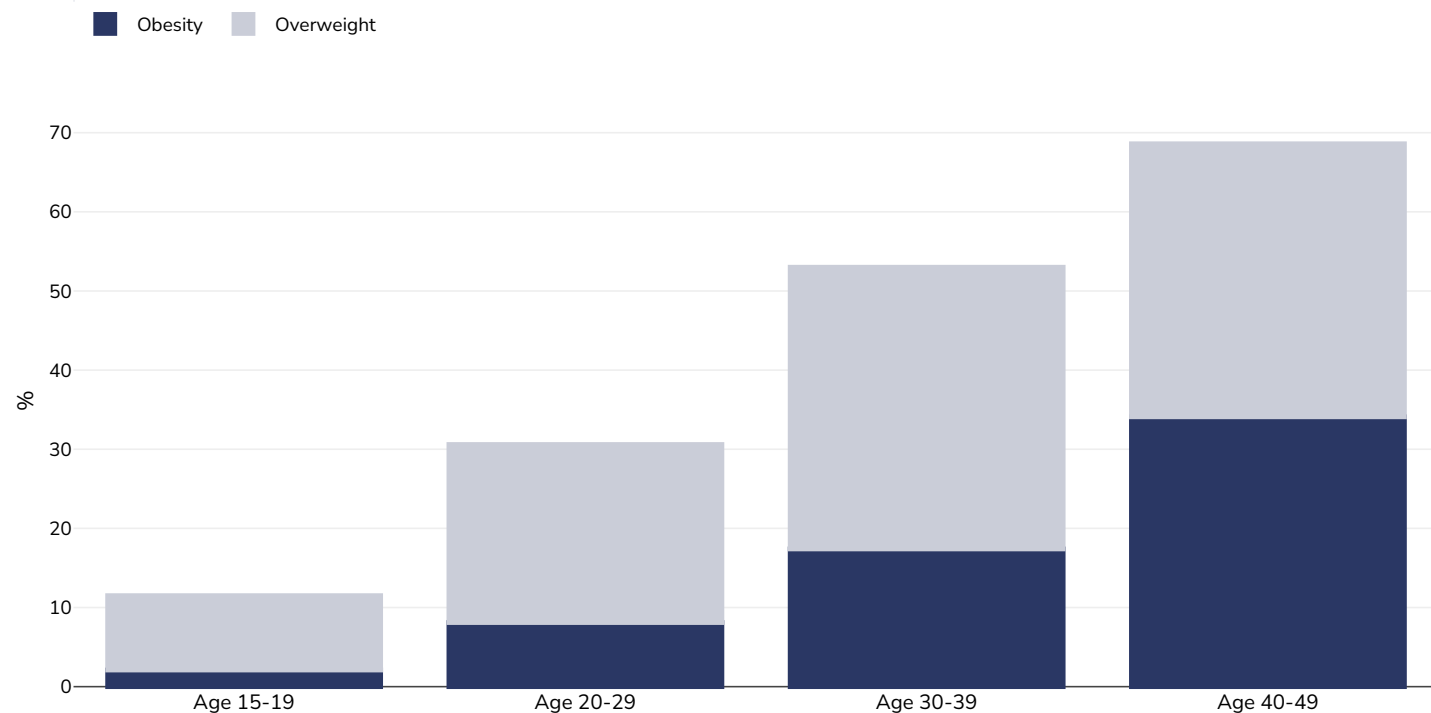
Area covered: National

References: Agency on Statistics under the President of the Republic of Tajikistan, Ministry of Health and Social Protection of Population of the Republic of Tajikistan and ICF. 2025. Tajikistan Demographic and Health Survey 2023. Dushanbe, Republic of Tajikistan and Rockville, Maryland, USA: Agency on Statistics under the President of the Republic of Tajikistan and ICF. <https://dhsprogram.com/publications/publication-FR392-DHS-Final-Reports.cfm> [Accessed 21.08.25]

Unless otherwise noted, overweight refers to a BMI between 25kg and 29.9kg/m², obesity refers to a BMI greater than 30kg/m².

Overweight/obesity by age

Women, 2023



Survey type: Measured

Sample size: 8,856

Area covered: National

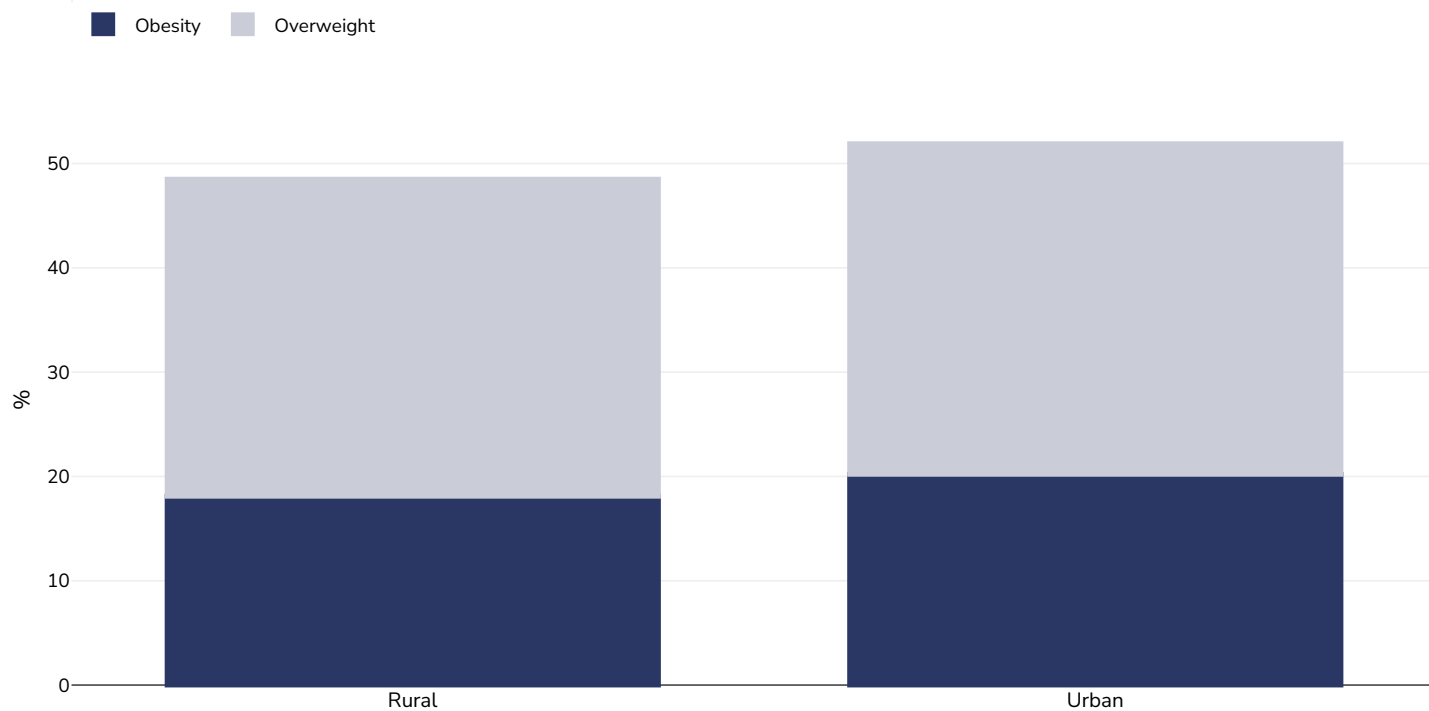
References: Agency on Statistics under the President of the Republic of Tajikistan, Ministry of Health and Social Protection of Population of the Republic of Tajikistan and ICF. 2025. Tajikistan Demographic and Health Survey 2023. Dushanbe, Republic of Tajikistan and Rockville, Maryland, USA: Agency on Statistics under the President of the Republic of Tajikistan and ICF. <https://dhsprogram.com/publications/publication-FR392-DHS-Final-Reports.cfm> [Accessed 21.08.25]

Definitions: WHO 2007 cutoffs used for adolescent girls aged 15-19

Unless otherwise noted, overweight refers to a BMI between 25kg and 29.9kg/m², obesity refers to a BMI greater than 30kg/m².

Overweight/obesity by region

Women, 2023



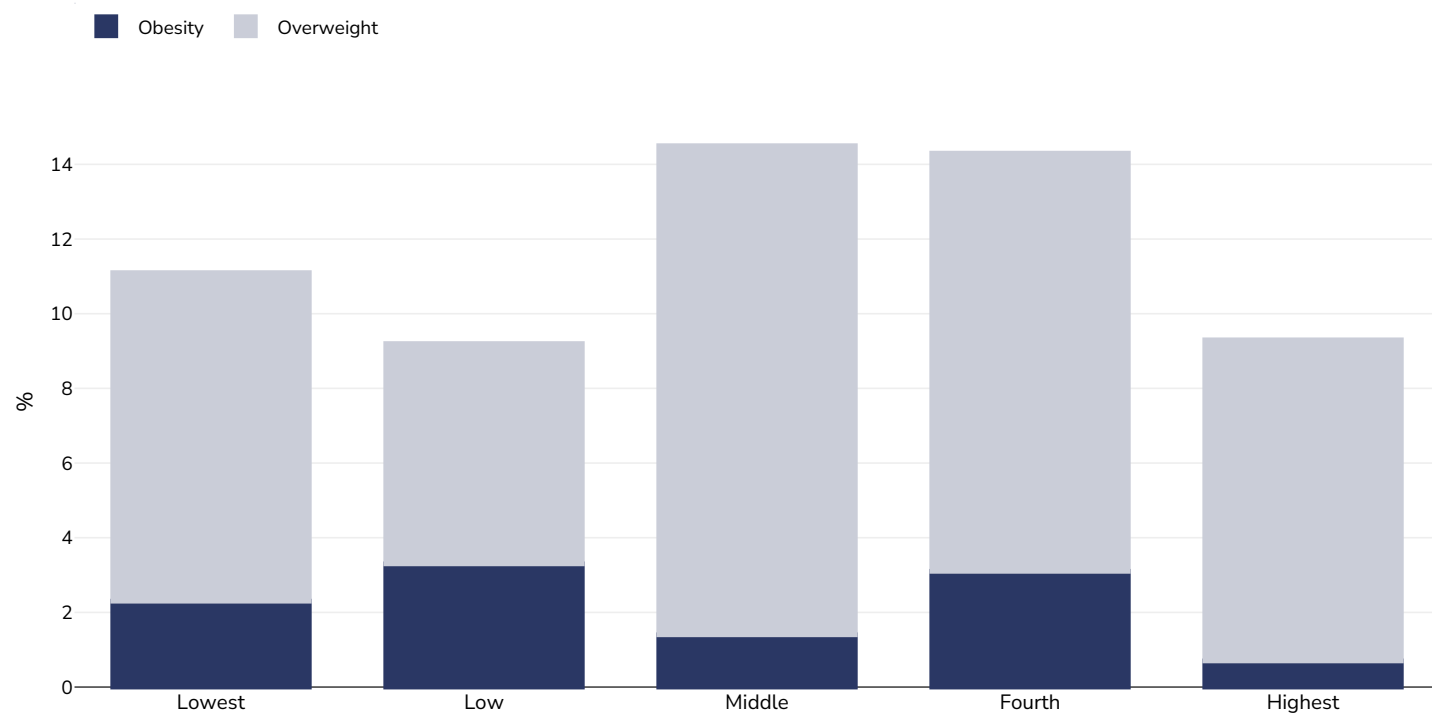
Survey type:	Measured
Age:	20-49
Sample size:	7,259
Area covered:	National

References: Agency on Statistics under the President of the Republic of Tajikistan, Ministry of Health and Social Protection of Population of the Republic of Tajikistan and ICF. 2025. Tajikistan Demographic and Health Survey 2023. Dushanbe, Republic of Tajikistan and Rockville, Maryland, USA: Agency on Statistics under the President of the Republic of Tajikistan and ICF. <https://dhsprogram.com/publications/publication-FR392-DHS-Final-Reports.cfm> [Accessed 21.08.25]

Unless otherwise noted, overweight refers to a BMI between 25kg and 29.9kg/m², obesity refers to a BMI greater than 30kg/m².

Overweight/obesity by socio-economic group

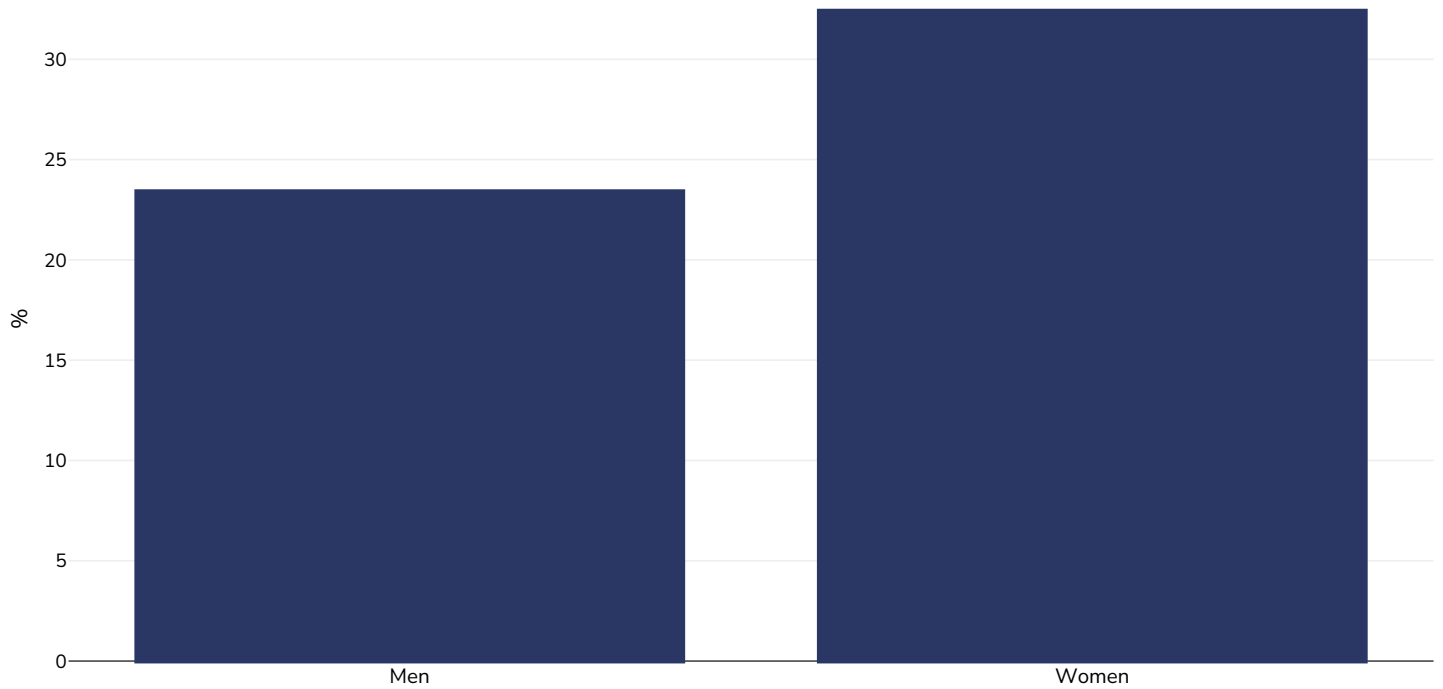
Women, 2023



Survey type:	Measured
Age:	15-19
Sample size:	1,205
Area covered:	National
References:	Agency on Statistics under the President of the Republic of Tajikistan, Ministry of Health and Social Protection of Population of the Republic of Tajikistan and ICF. 2025. Tajikistan Demographic and Health Survey 2023. Dushanbe, Republic of Tajikistan and Rockville, Maryland, USA: Agency on Statistics under the President of the Republic of Tajikistan and ICF. https://dhsprogram.com/publications/publication-FR392-DHS-Final-Reports.cfm [Accessed 21.08.25]
Definitions:	Wealth quintile
Cutoffs:	WHO 2007
<i>Unless otherwise noted, overweight refers to a BMI between 25kg and 29.9kg/m², obesity refers to a BMI greater than 30kg/m².</i>	

Double burden of underweight & overweight

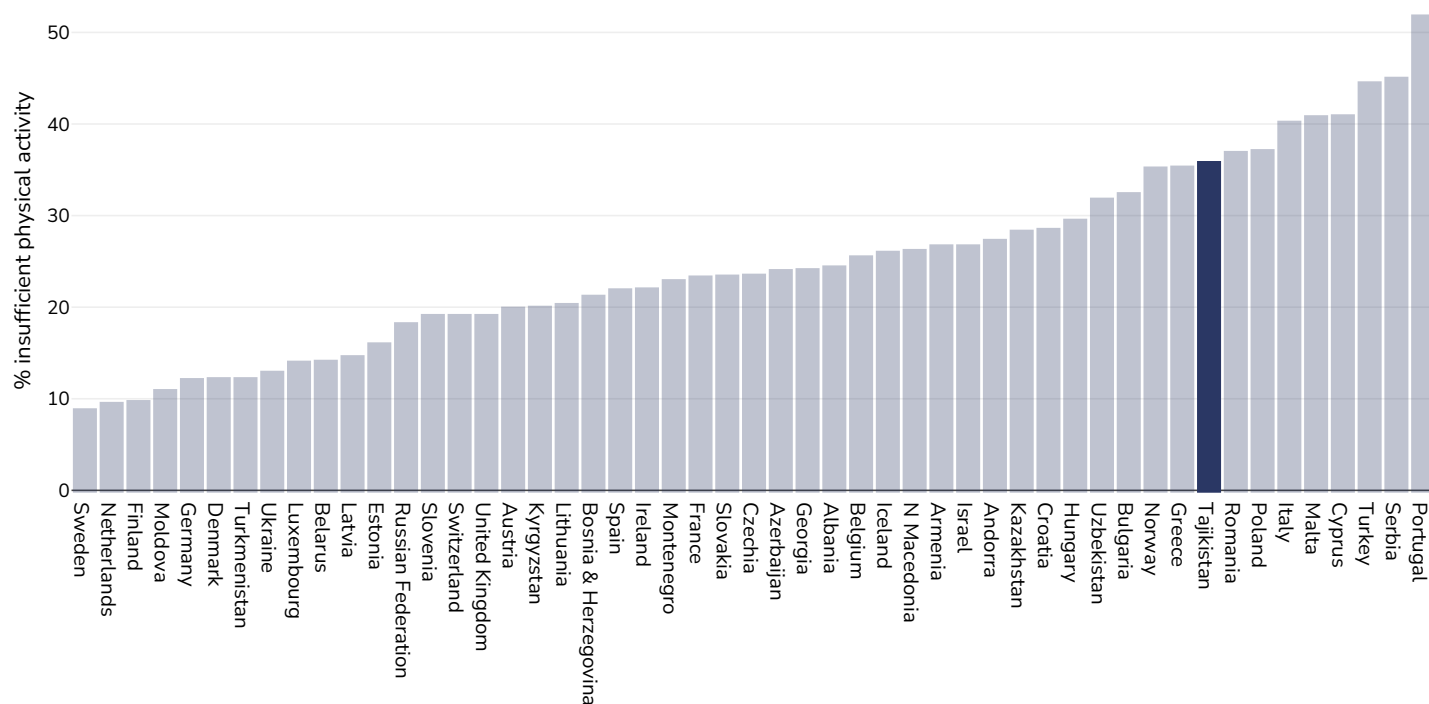
Adults, 2022



Survey type:	Measured
Age:	20+
References:	NCD Risk Factor Collaboration (NCD-RisC). Worldwide trends in underweight and obesity from 1990 to 2022: a pooled analysis of 3663 population representative studies with 222 million children, adolescents, and adults. Lancet 2024; published online Feb 29. https://doi.org/10.1016/S0140-6736(23)02750-2 .
Notes:	Age Standardised estimates
Definitions:	Combined prevalence of BMI<18.5 kg/m ² and BMI>=30 kg/m ² (double burden of underweight and obesity)

Insufficient physical activity

Adults, 2022



Survey type: Self-reported

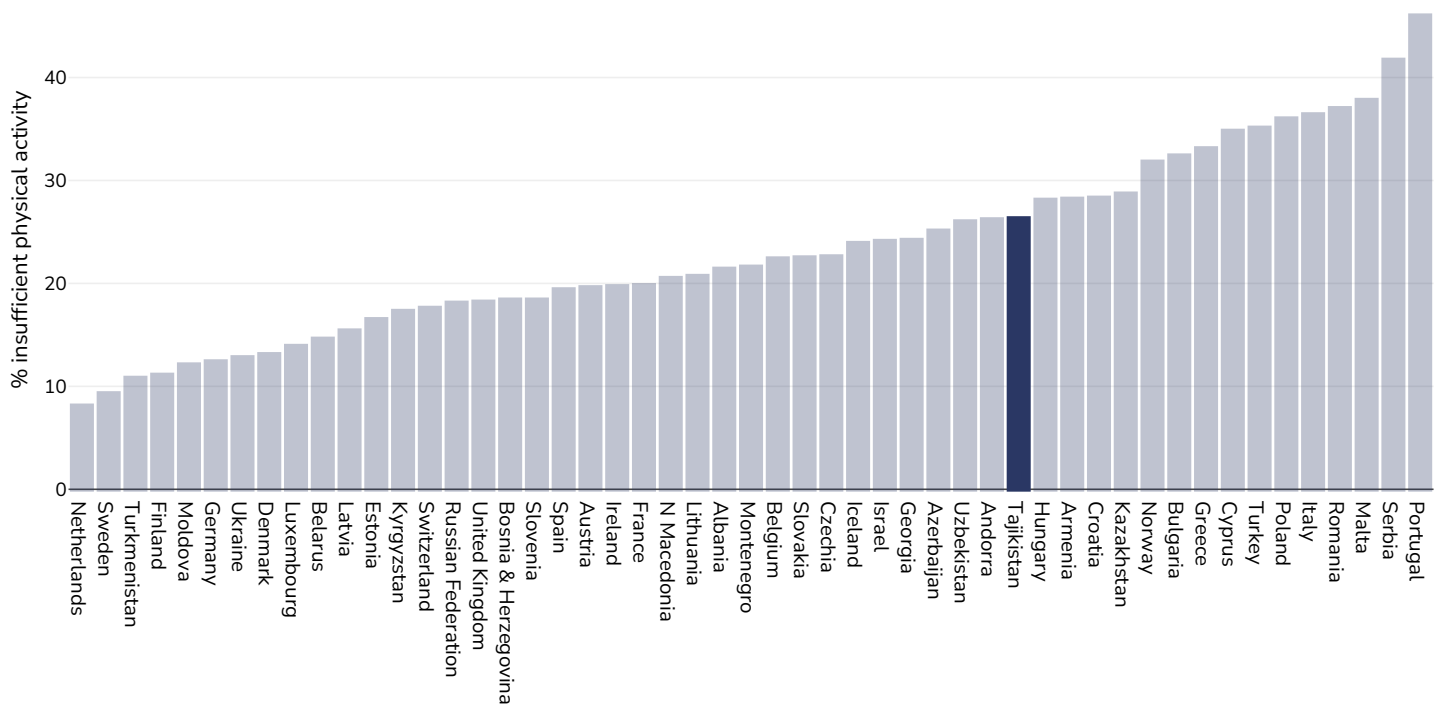
Age: 18+

Area covered: National

References: WHO (2024). Prevalence of insufficient physical activity among adults aged 18-years age-standardized estimate in 2022. Available at [https://www.who.int/data/gho/data/indicators/indicator-details/GHO/prevalence-of-insufficient-physical-activity-among-adults-aged-18-years-\(age-standardized-estimate\)-\(-\)](https://www.who.int/data/gho/data/indicators/indicator-details/GHO/prevalence-of-insufficient-physical-activity-among-adults-aged-18-years-(age-standardized-estimate)-(-))

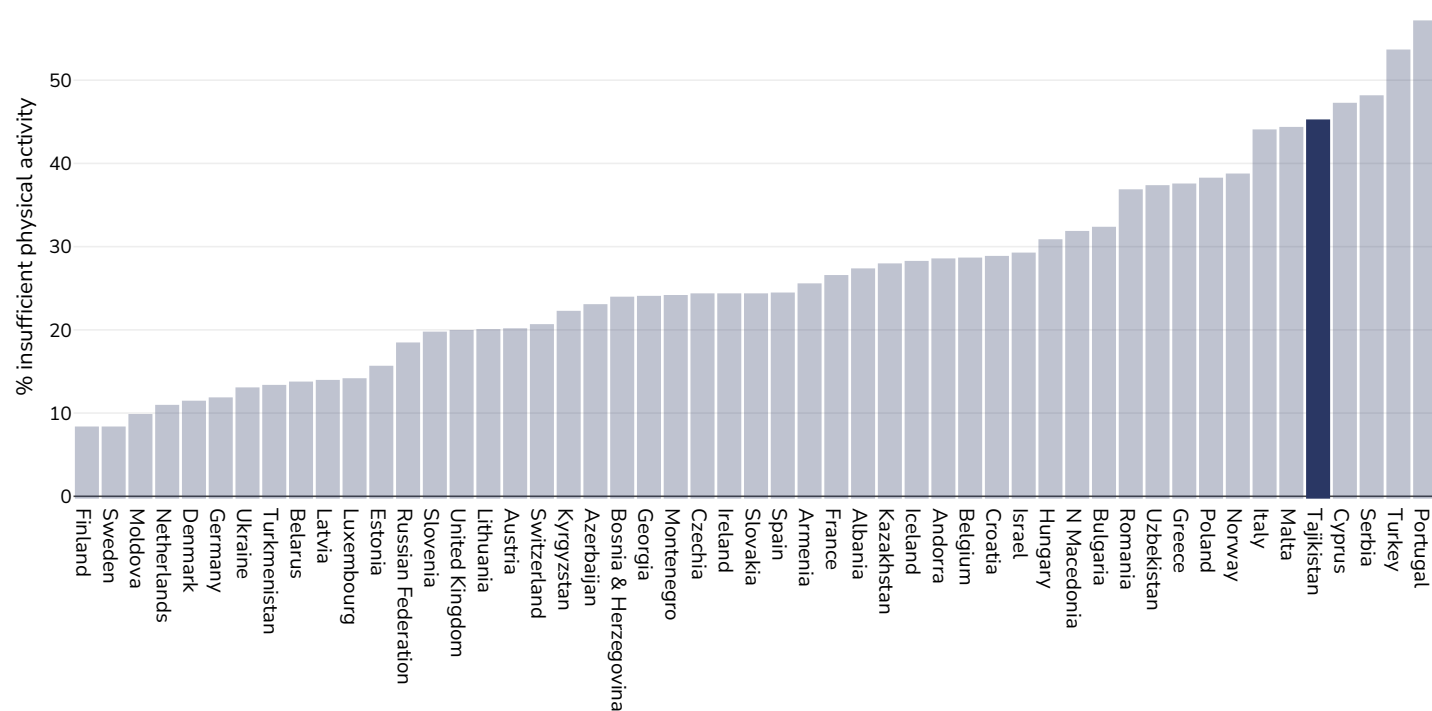
Definitions: Percent of population attaining less than 150 minutes of moderate-intensity physical activity per week, or less than 75 minutes of vigorous-intensity physical activity per week, or equivalent.

Men, 2022



Survey type:	Self-reported
Age:	18+
Area covered:	National
References:	WHO (2024). Prevalence of insufficient physical activity among adults aged 18-years age-standardized estimate in 2022. Available at https://www.who.int/data/gho/data/indicators/indicator-details/GHO/prevalence-of-insufficient-physical-activity-among-adults-aged-18-years-(age-standardized-estimate)-(-)
Definitions:	Percent of population attaining less than 150 minutes of moderate-intensity physical activity per week, or less than 75 minutes of vigorous-intensity physical activity per week, or equivalent.

Women, 2022



Survey type: Self-reported

Age: 18+

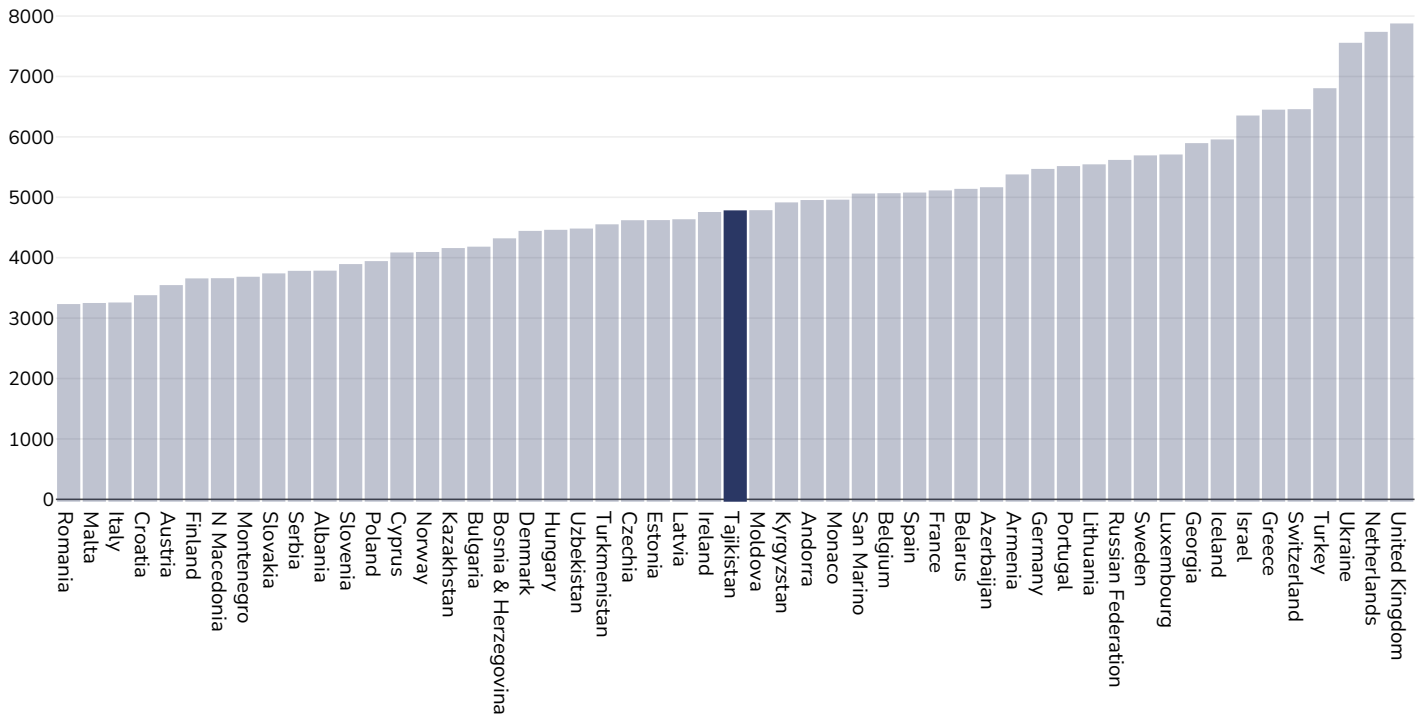
Area covered: National

References: WHO (2024). Prevalence of insufficient physical activity among adults aged 18-years age-standardized estimate in 2022. Available at [https://www.who.int/data/gho/data/indicators/indicator-details/GHO/prevalence-of-insufficient-physical-activity-among-adults-aged-18-years-\(age-standardized-estimate\)-\(-\)](https://www.who.int/data/gho/data/indicators/indicator-details/GHO/prevalence-of-insufficient-physical-activity-among-adults-aged-18-years-(age-standardized-estimate)-(-))

Definitions: Percent of population attaining less than 150 minutes of moderate-intensity physical activity per week, or less than 75 minutes of vigorous-intensity physical activity per week, or equivalent.

Mental health - depression disorders

Adults, 2023



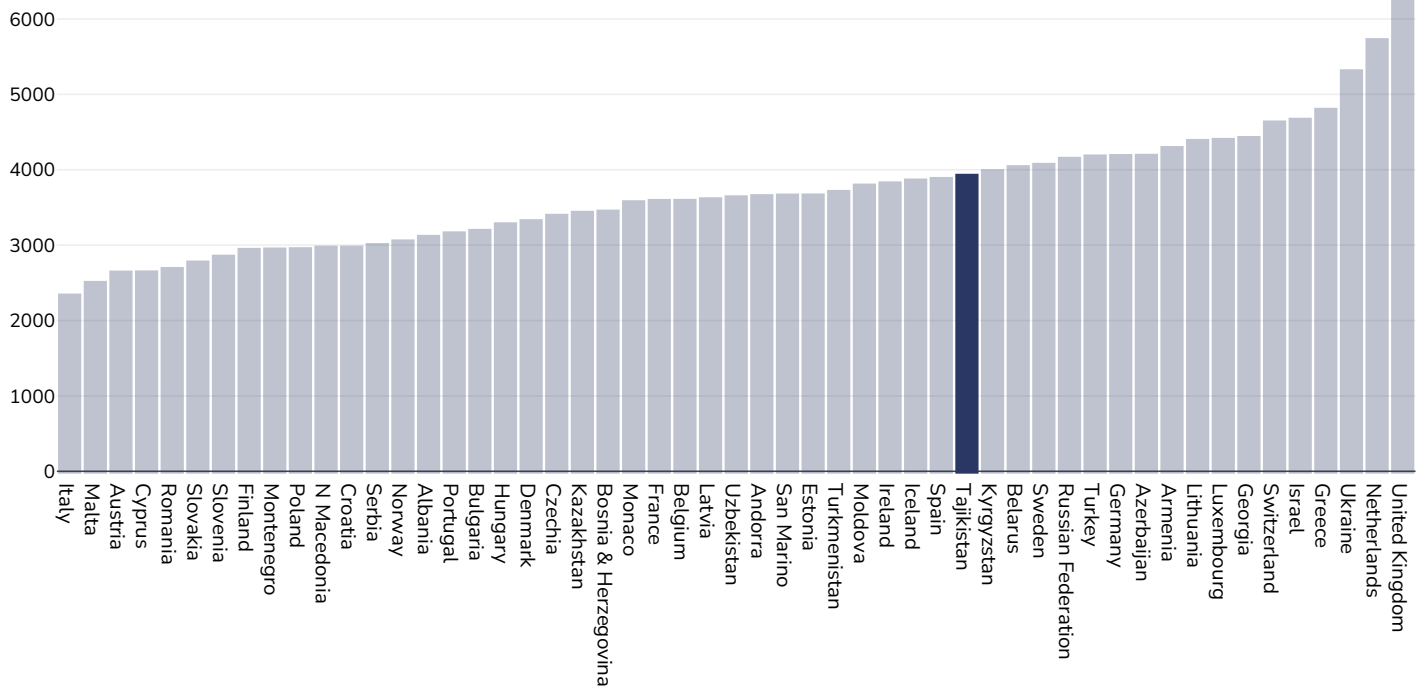
Age: 20+

Area covered: National

References: Institute for Health Metrics and Evaluation (IHME). GBD Compare Data Visualization. Global Burden of Disease (GBD) Study 2023. Seattle, WA: IHME, University of Washington, 2025. Available from <https://vizhub.healthdata.org/gbd-compare/> [Accessed 17.03.26]

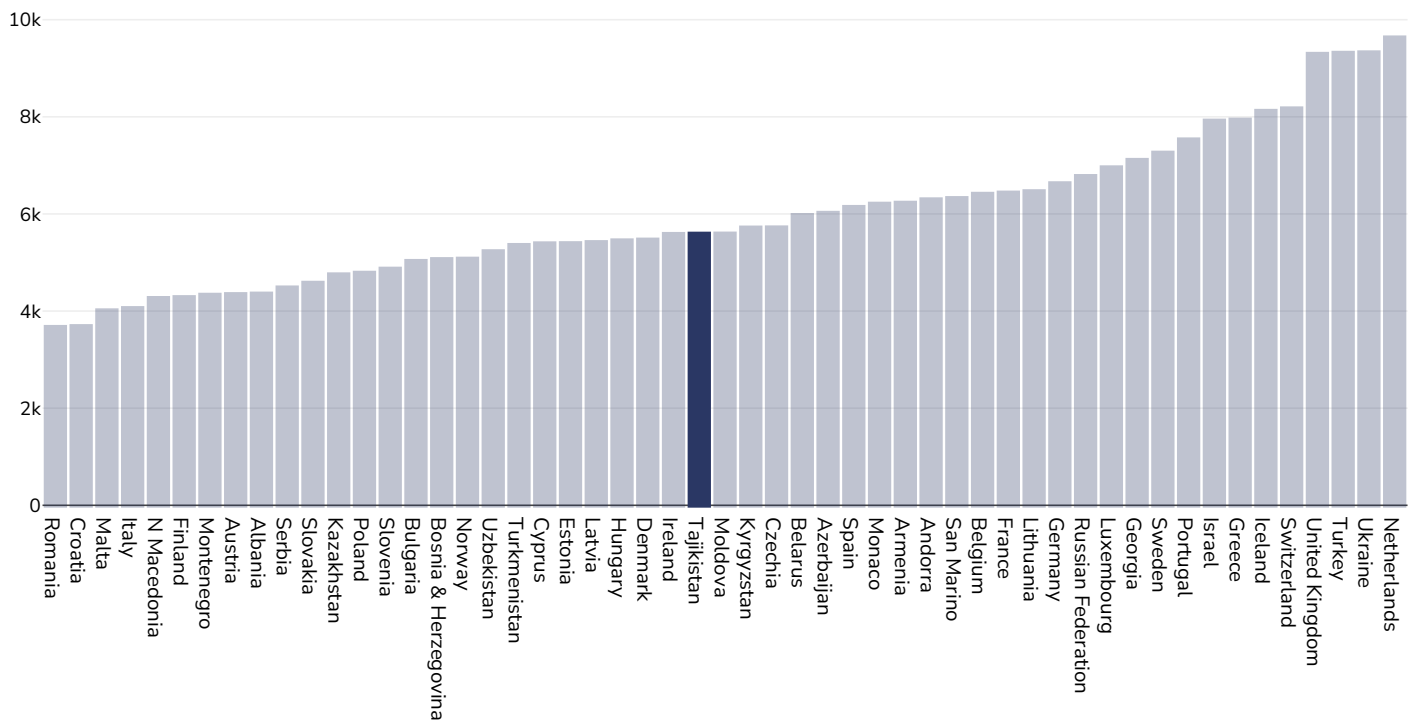
Definitions: Estimated number living with depressive disorders per 100,000 population (20+ years of age)

Men, 2023



Age:	20+
Area covered:	National
References:	Institute for Health Metrics and Evaluation (IHME). GBD Compare Data Visualization. Global Burden of Disease (GBD) Study 2023. Seattle, WA: IHME, University of Washington, 2025. Available from https://vizhub.healthdata.org/gbd-compare/ [Accessed 17.03.26]
Definitions:	Estimated number living with depressive disorders per 100,000 population (20+ years of age)

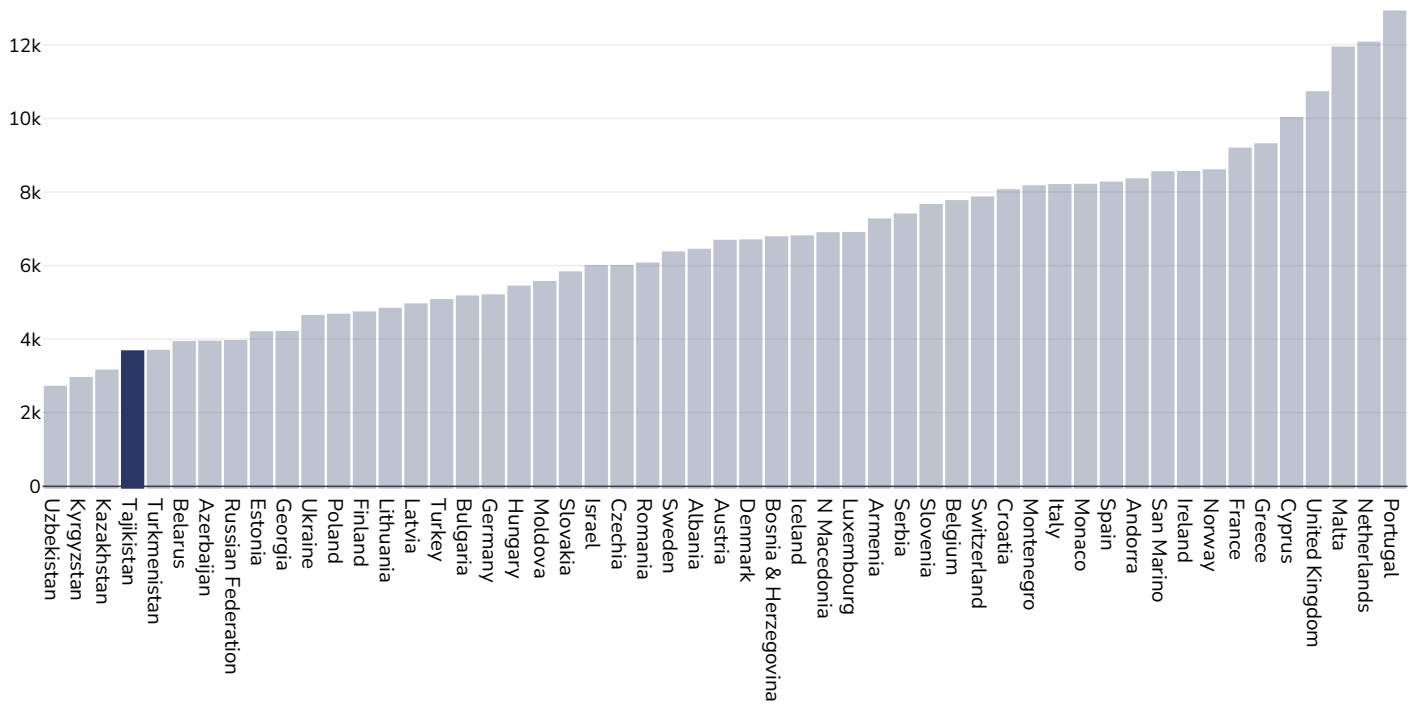
Women, 2023



Age:	20+
Area covered:	National
References:	Institute for Health Metrics and Evaluation (IHME). GBD Compare Data Visualization. Global Burden of Disease (GBD) Study 2023. Seattle, WA: IHME, University of Washington, 2025. Available from https://vizhub.healthdata.org/gbd-compare/ [Accessed 17.03.26]
Definitions:	Estimated number living with depressive disorders per 100,000 population (20+ years of age)

Mental health - anxiety disorders

Adults, 2023



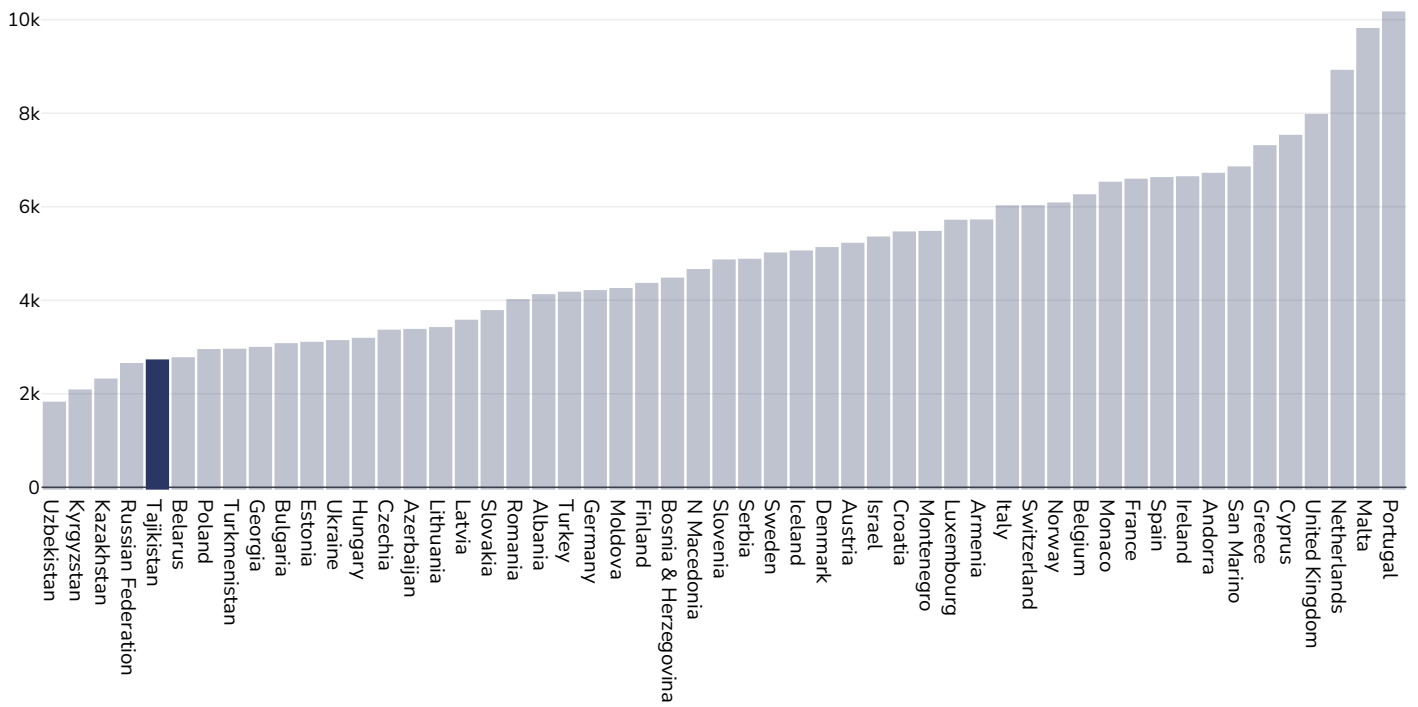
Age: 20+

Area covered: National

References: Institute for Health Metrics and Evaluation (IHME). GBD Compare Data Visualization. Global Burden of Disease (GBD) Study 2023. Seattle, WA: IHME, University of Washington, 2025. Available from <https://vizhub.healthdata.org/gbd-compare/> [Accessed 17.03.26]

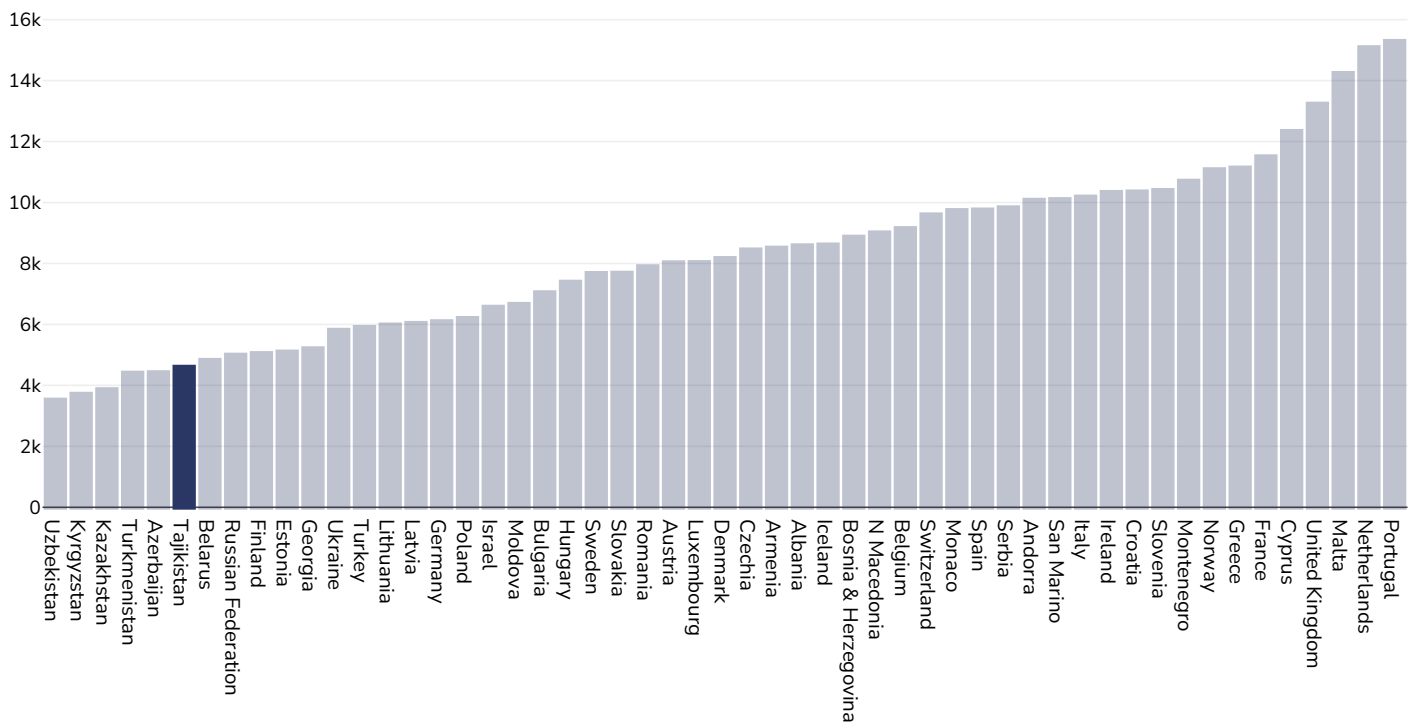
Definitions: Estimated number living with anxiety disorders per 100,000 population (20+ years of age)

Men, 2023



Age:	20+
Area covered:	National
References:	Institute for Health Metrics and Evaluation (IHME). GBD Compare Data Visualization. Global Burden of Disease (GBD) Study 2023. Seattle, WA: IHME, University of Washington, 2025. Available from https://vizhub.healthdata.org/gbd-compare/ [Accessed 17.03.26]
Definitions:	Estimated number living with anxiety disorders per 100,000 population (20+ years of age)

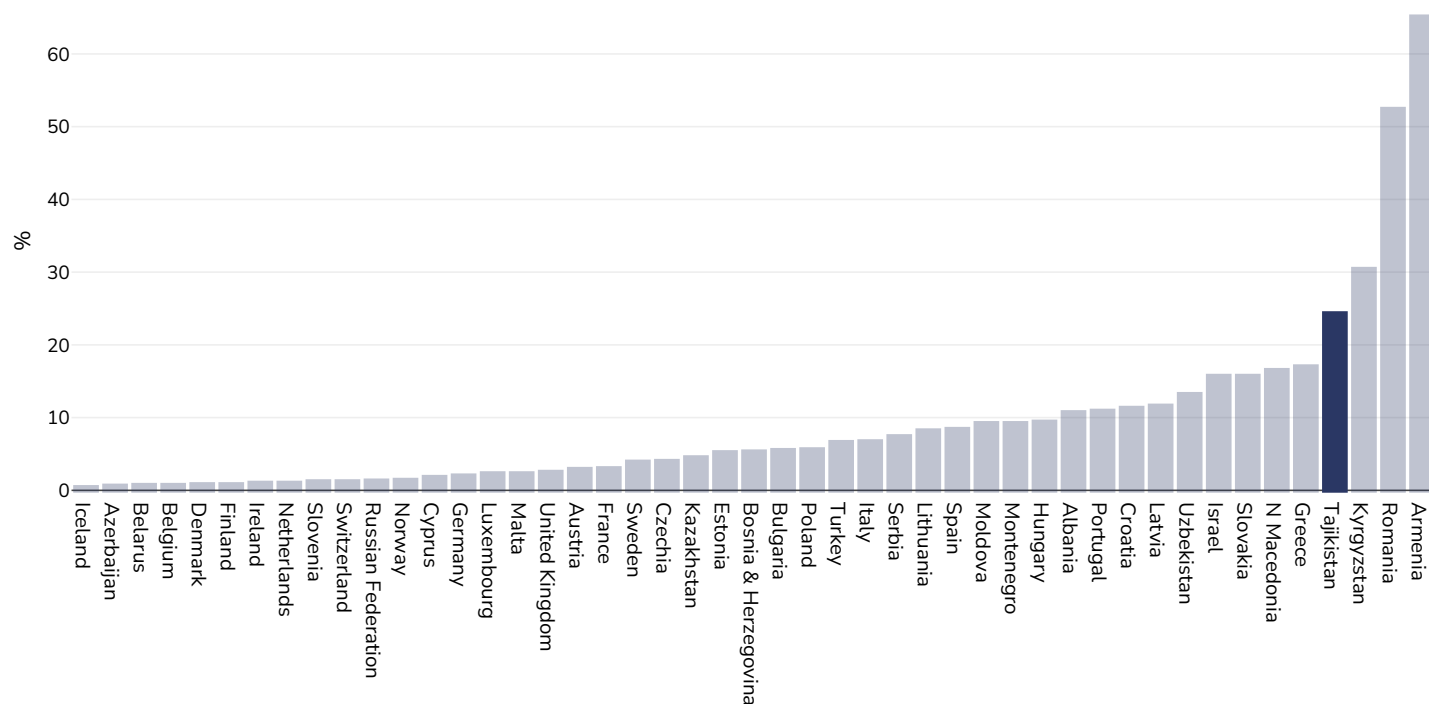
Women, 2023



Age:	20+
Area covered:	National
References:	Institute for Health Metrics and Evaluation (IHME). GBD Compare Data Visualization. Global Burden of Disease (GBD) Study 2023. Seattle, WA: IHME, University of Washington, 2025. Available from https://vizhub.healthdata.org/gbd-compare/ [Accessed 17.03.26]
Definitions:	Estimated number living with anxiety disorders per 100,000 population (20+ years of age)

Percent of population who cannot afford a healthy diet

Adults, 2024



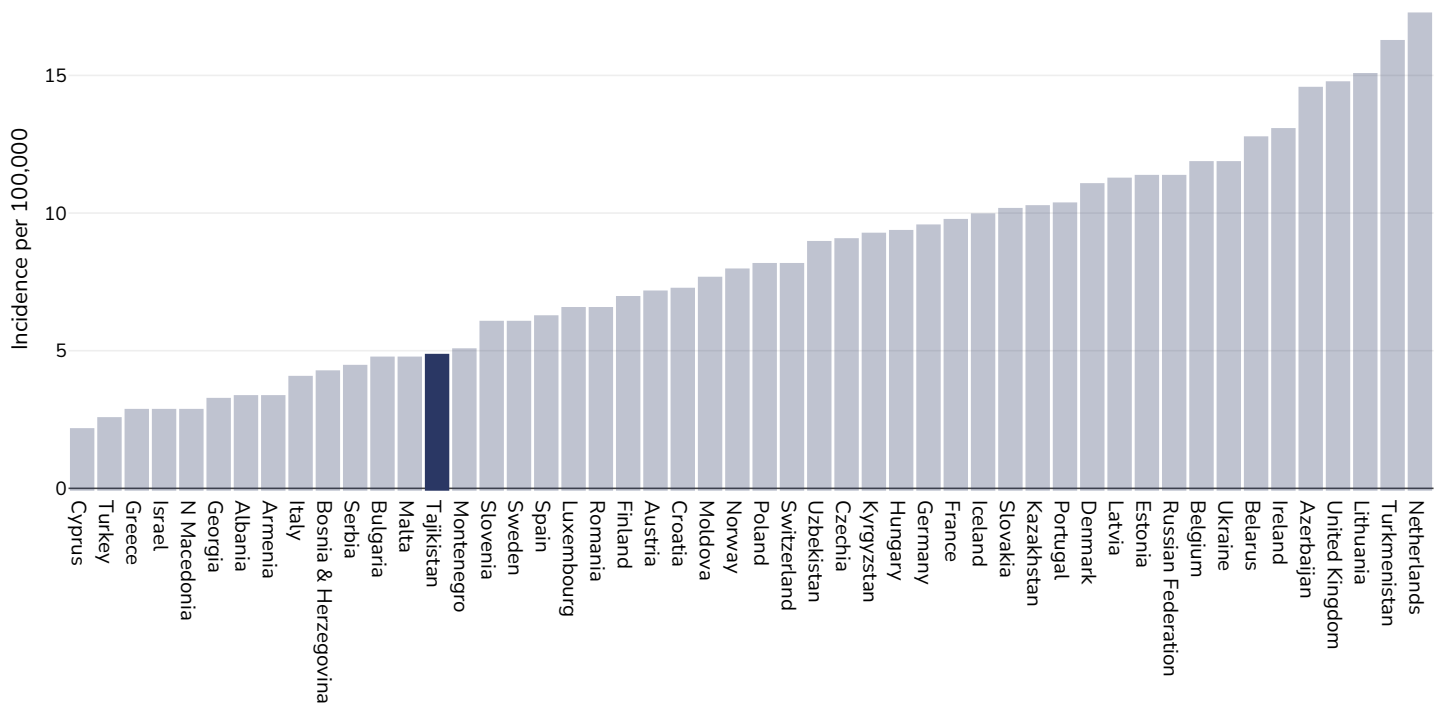
Area covered: National

References: FAO. 2025. FAOSTAT: Cost and Affordability of a Healthy Diet (CoAHD). <https://www.fao.org/faostat/en/#data/CAHD>. Licence: CC-BY-4.0. [Last Accessed 15.10.25]

Notes: The percent of the population whose food budget is below the cost of a healthy diet.

Oesophageal cancer

Men, 2022



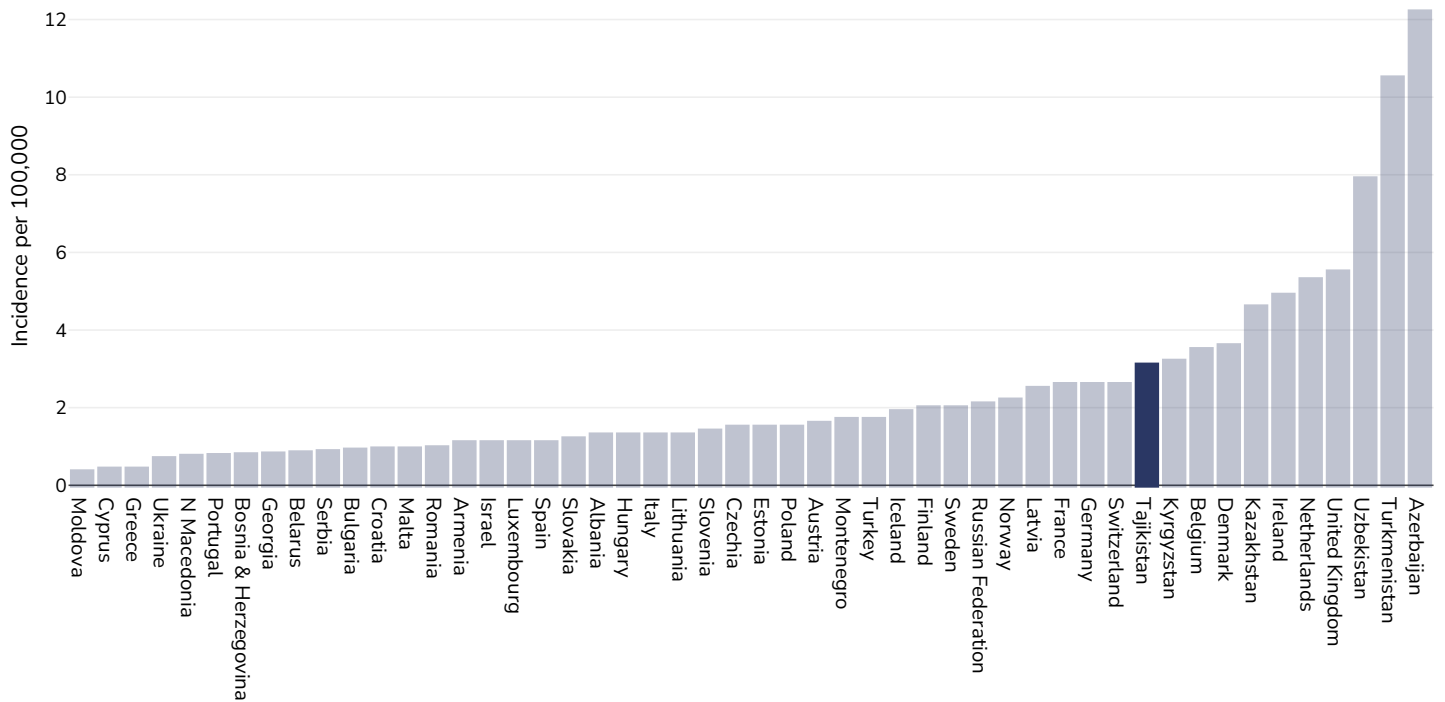
Age: 20+

Area covered: National

References: Ferlay J, Ervik M, Lam F, Laversanne M, Colombet M, Mery L, Piñeros M, Znaor A, Soerjomataram I, Bray F (2024). Global Cancer Observatory: Cancer Today. Lyon, France: International Agency for Research on Cancer. Available from: <https://gco.iarc.who.int/today>, accessed [16.07.24]

Definitions: Incidence per 100,000

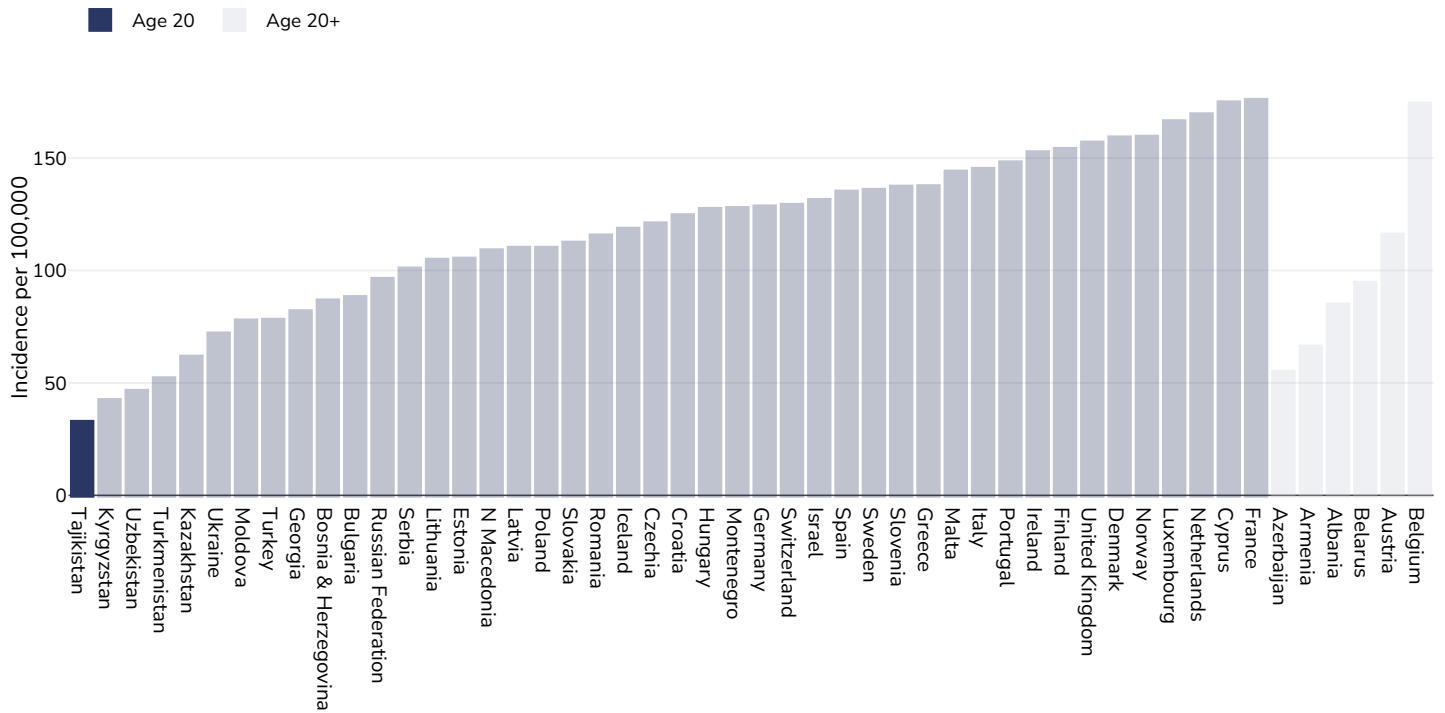
Women, 2022



Age:	20+
Area covered:	National
References:	Ferlay J, Ervik M, Lam F, Laversanne M, Colombet M, Mery L, Piñeros M, Znaor A, Soerjomataram I, Bray F (2024). Global Cancer Observatory: Cancer Today. Lyon, France: International Agency for Research on Cancer. Available from: https://gco.iarc.who.int/today , accessed [16.07.24]
Definitions:	Indicence per 100,000

Breast cancer

Women, 2022



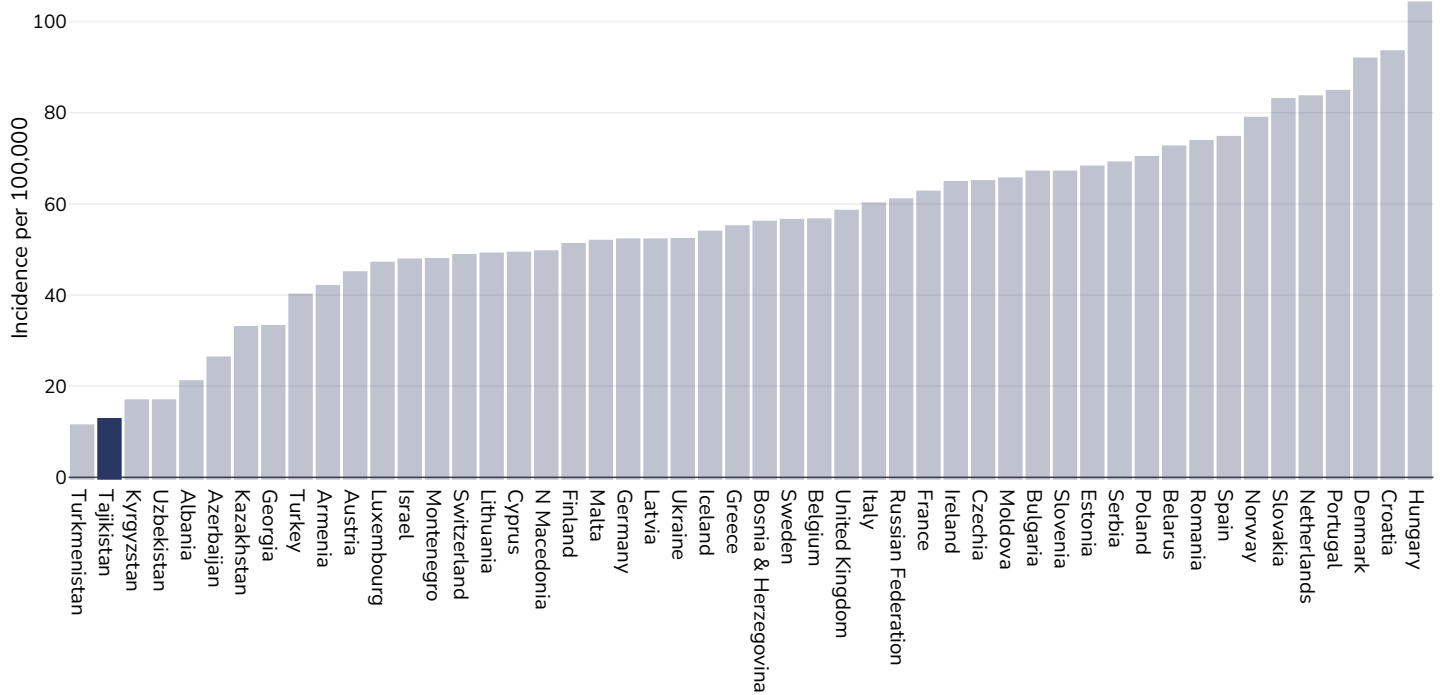
Area covered: National

References: Ferlay J, Ervik M, Lam F, Laversanne M, Colombet M, Mery L, Piñeros M, Znaor A, Soerjomataram I, Bray F (2024). Global Cancer Observatory: Cancer Today. Lyon, France: International Agency for Research on Cancer. Available from: <https://gco.iarc.who.int/today>, accessed [16.07.24]

Definitions: Incidence per 100,000

Colorectal cancer

Men, 2022



Area covered:

National

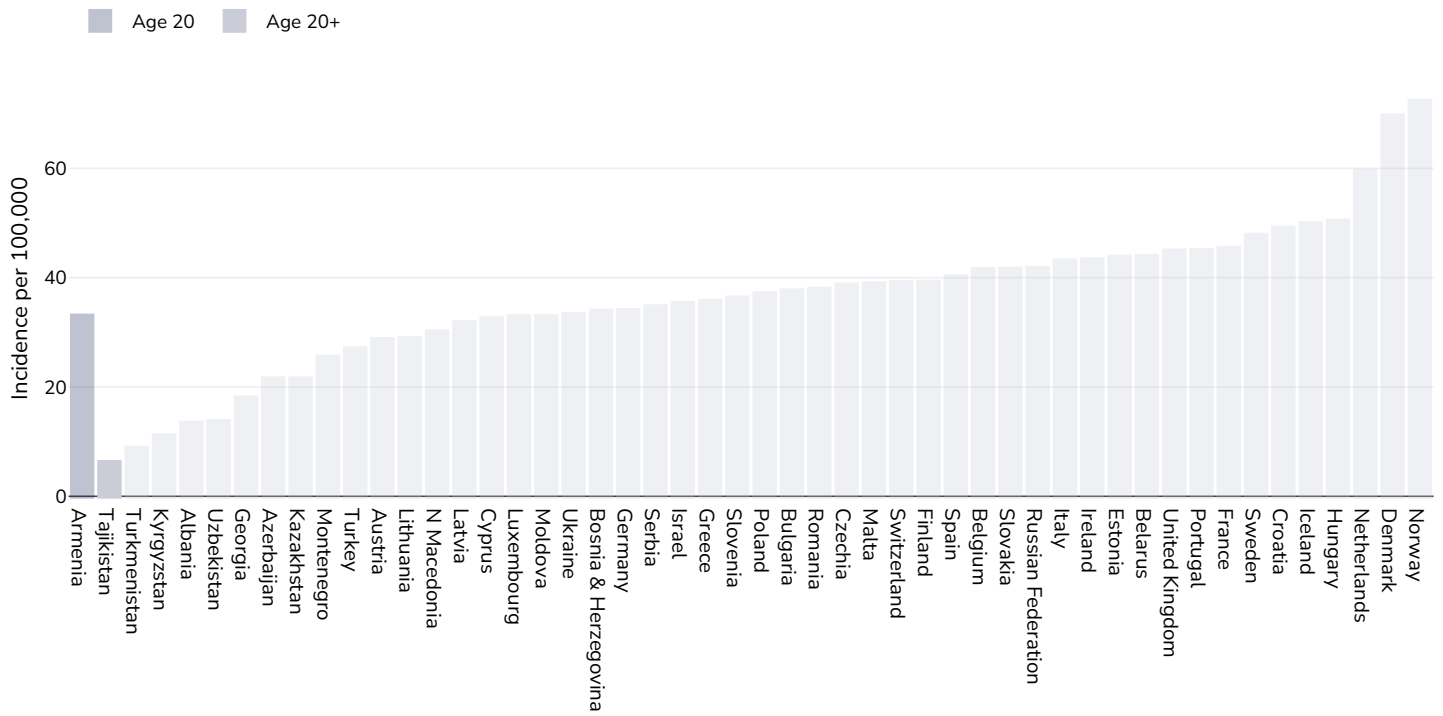
References:

Ferlay J, Ervik M, Lam F, Laversanne M, Colombet M, Mery L, Piñeros M, Znaor A, Soerjomataram I, Bray F (2024). Global Cancer Observatory: Cancer Today. Lyon, France: International Agency for Research on Cancer. Available from: <https://gco.iarc.who.int/today>, accessed [16.07.24]

Definitions:

Incidence per 100,000

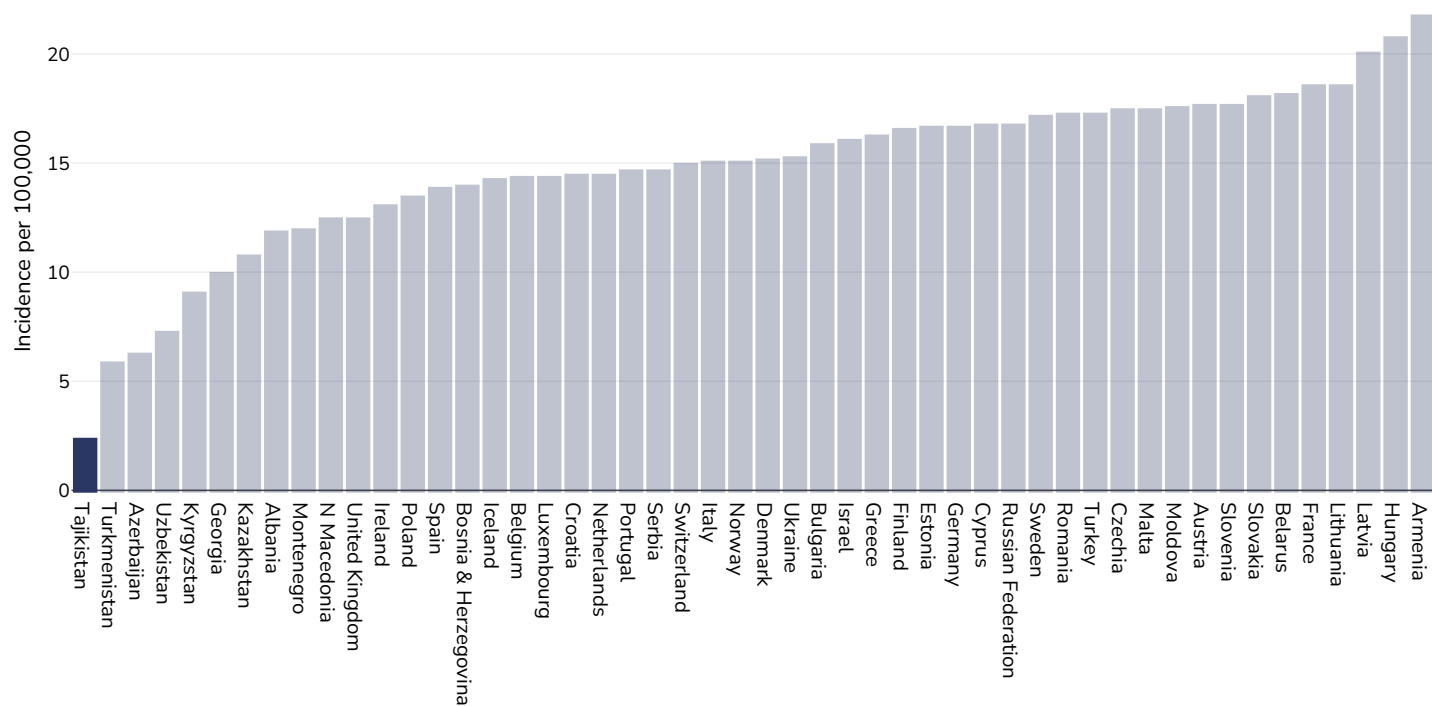
Women, 2022



Area covered:	National
References:	Ferlay J, Ervik M, Lam F, Laversanne M, Colombet M, Mery L, Piñeros M, Znaor A, Soerjomataram I, Bray F (2024). Global Cancer Observatory: Cancer Today. Lyon, France: International Agency for Research on Cancer. Available from: https://gco.iarc.who.int/today , accessed [16.07.24]
Definitions:	Incidence per 100,000

Pancreatic cancer

Men, 2022



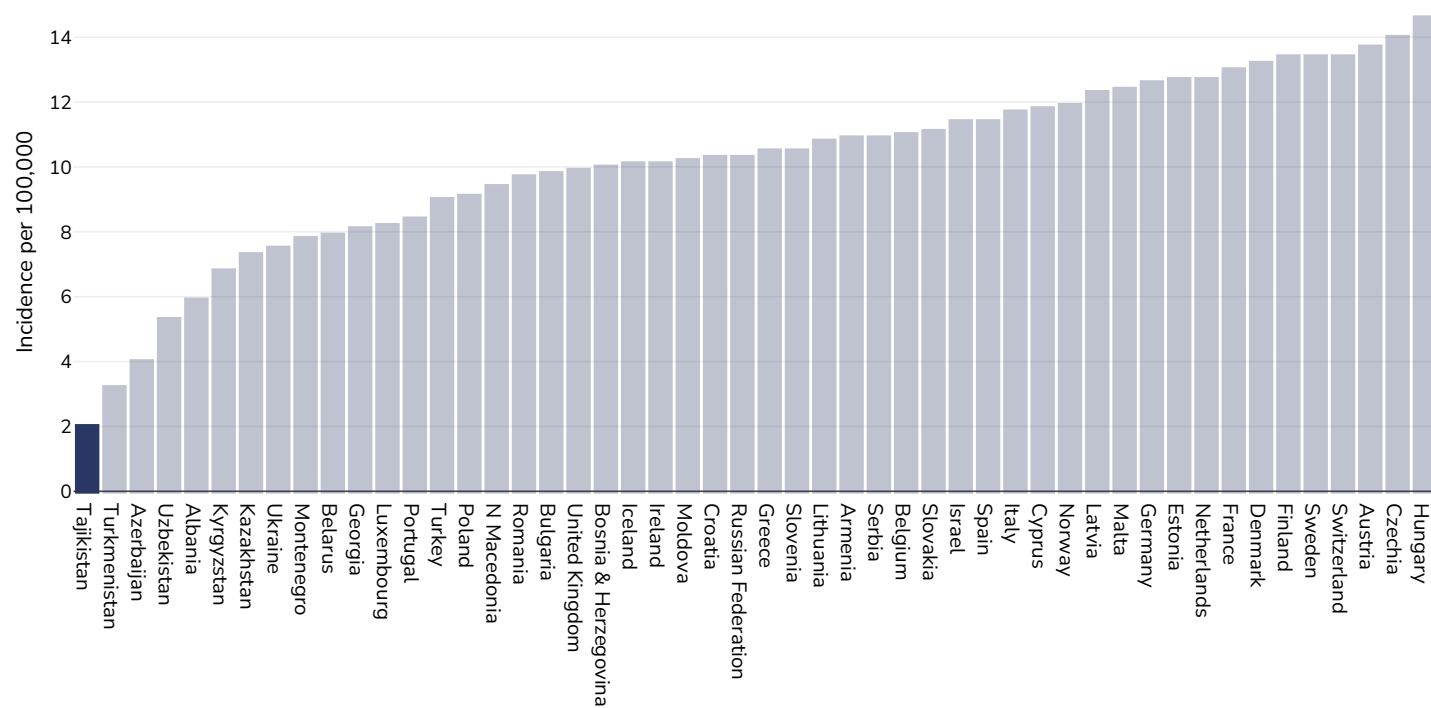
Age: 20+

Area covered: National

References: Ferlay J, Ervik M, Lam F, Laversanne M, Colombet M, Mery L, Piñeros M, Znaor A, Soerjomataram I, Bray F (2024). Global Cancer Observatory: Cancer Today. Lyon, France: International Agency for Research on Cancer. Available from: <https://gco.iarc.who.int/today>, accessed [16.07.24]

Definitions: Incidence per 100,000

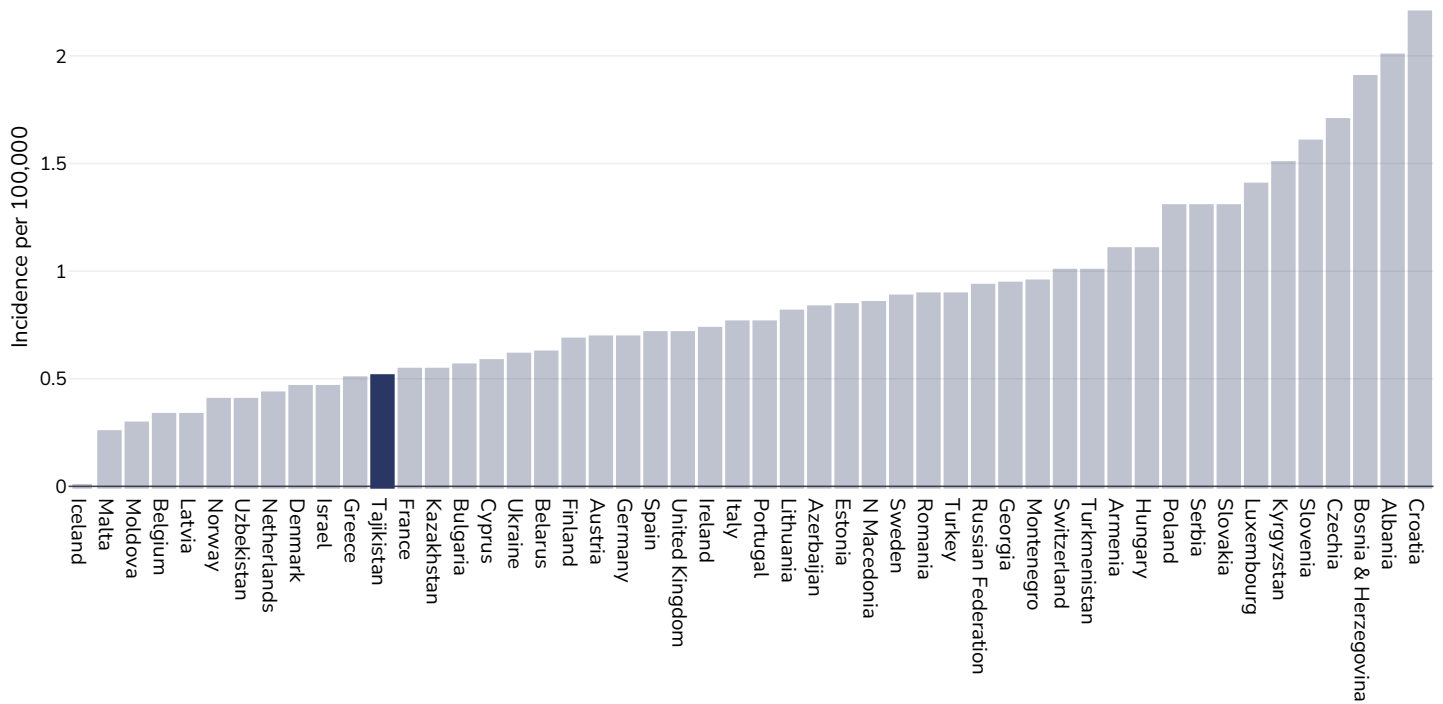
Women, 2022



Age:	20+
Area covered:	National
References:	Ferlay J, Ervik M, Lam F, Laversanne M, Colombet M, Mery L, Piñeros M, Znaor A, Soerjomataram I, Bray F (2024). Global Cancer Observatory: Cancer Today. Lyon, France: International Agency for Research on Cancer. Available from: https://gco.iarc.who.int/today , accessed [16.07.24]
Definitions:	Incidence per 100,000

Gallbladder cancer

Men, 2022



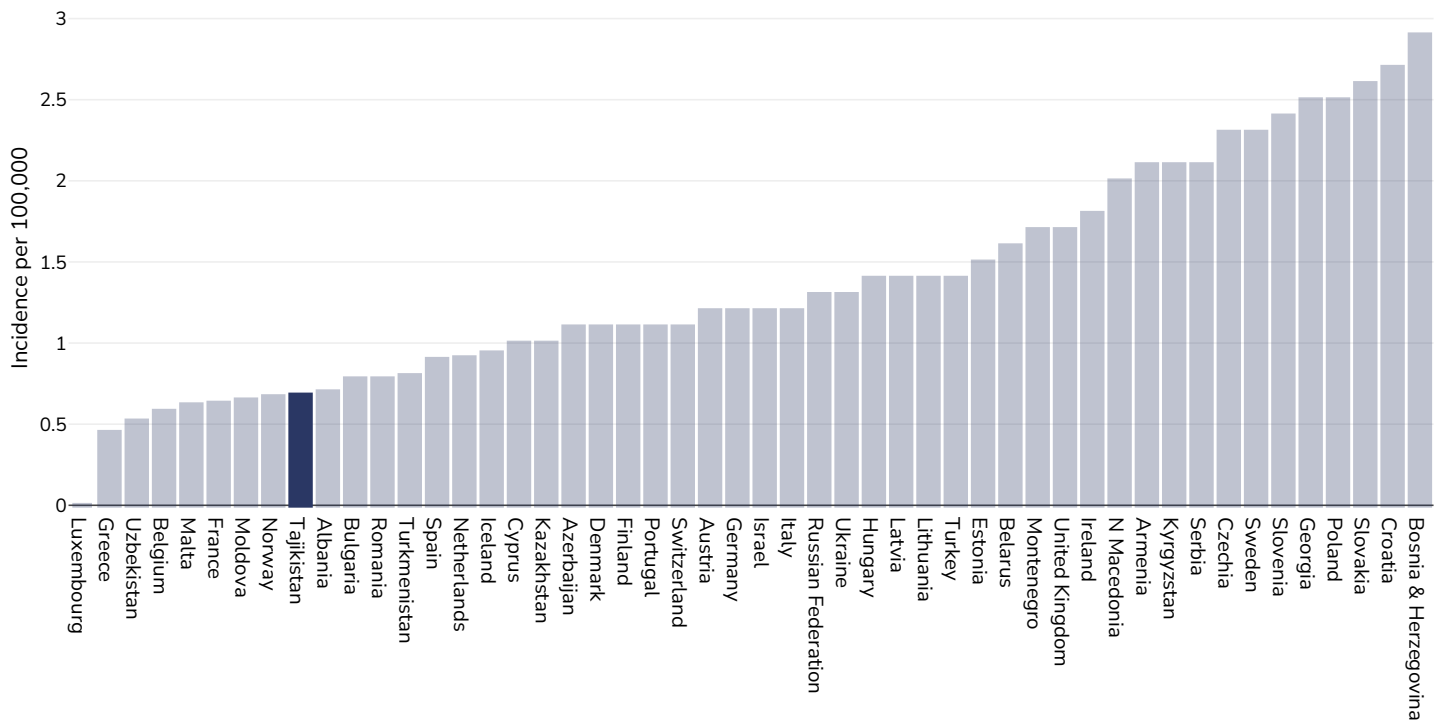
Age: 20+

Area covered: National

References: Ferlay J, Ervik M, Lam F, Laversanne M, Colombet M, Mery L, Piñeros M, Znaor A, Soerjomataram I, Bray F (2024). Global Cancer Observatory: Cancer Today. Lyon, France: International Agency for Research on Cancer. Available from: <https://gco.iarc.who.int/today>, accessed [16.07.24]

Definitions: Incidence per 100,000

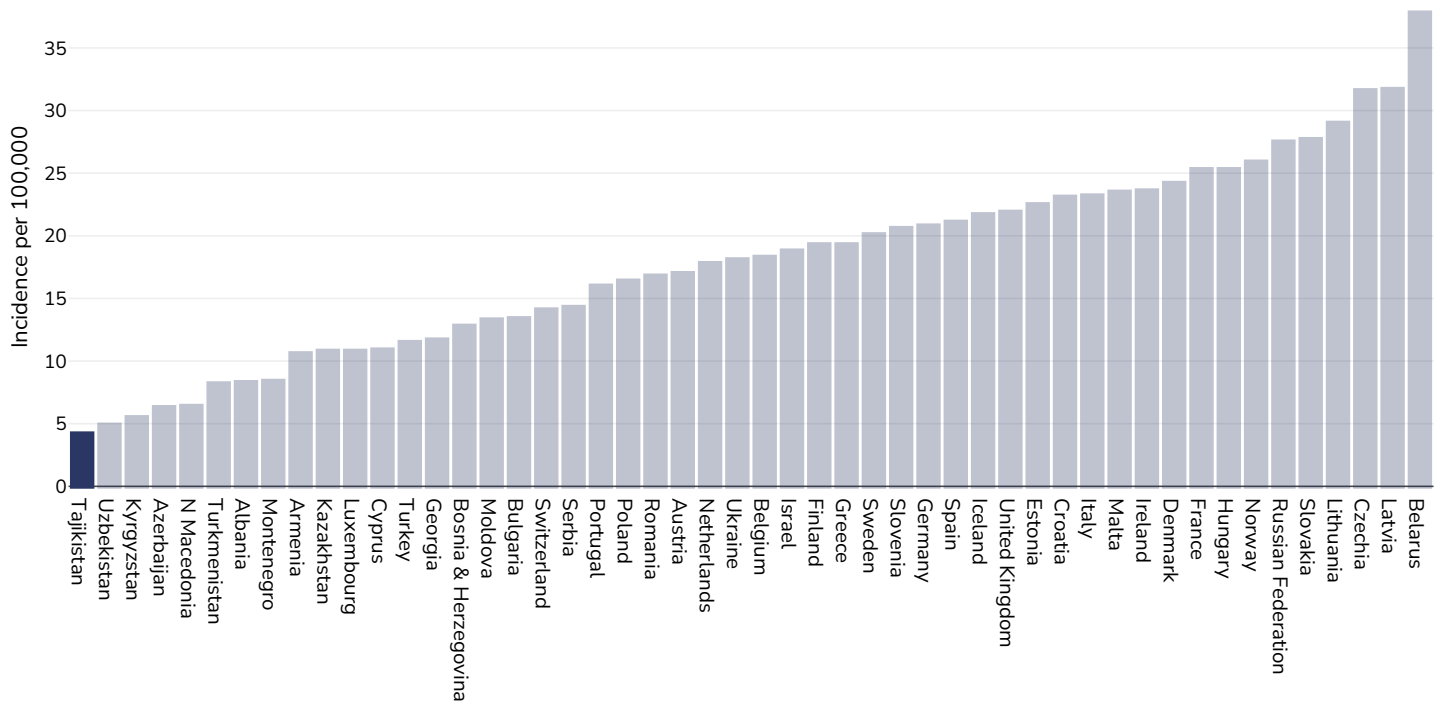
Women, 2022



Age:	20+
Area covered:	National
References:	Ferlay J, Ervik M, Lam F, Laversanne M, Colombet M, Mery L, Piñeros M, Znaor A, Soerjomataram I, Bray F (2024). Global Cancer Observatory: Cancer Today. Lyon, France: International Agency for Research on Cancer. Available from: https://gco.iarc.who.int/today , accessed [16.07.24]
Definitions:	Indicence per 100,000

Kidney cancer

Men, 2022



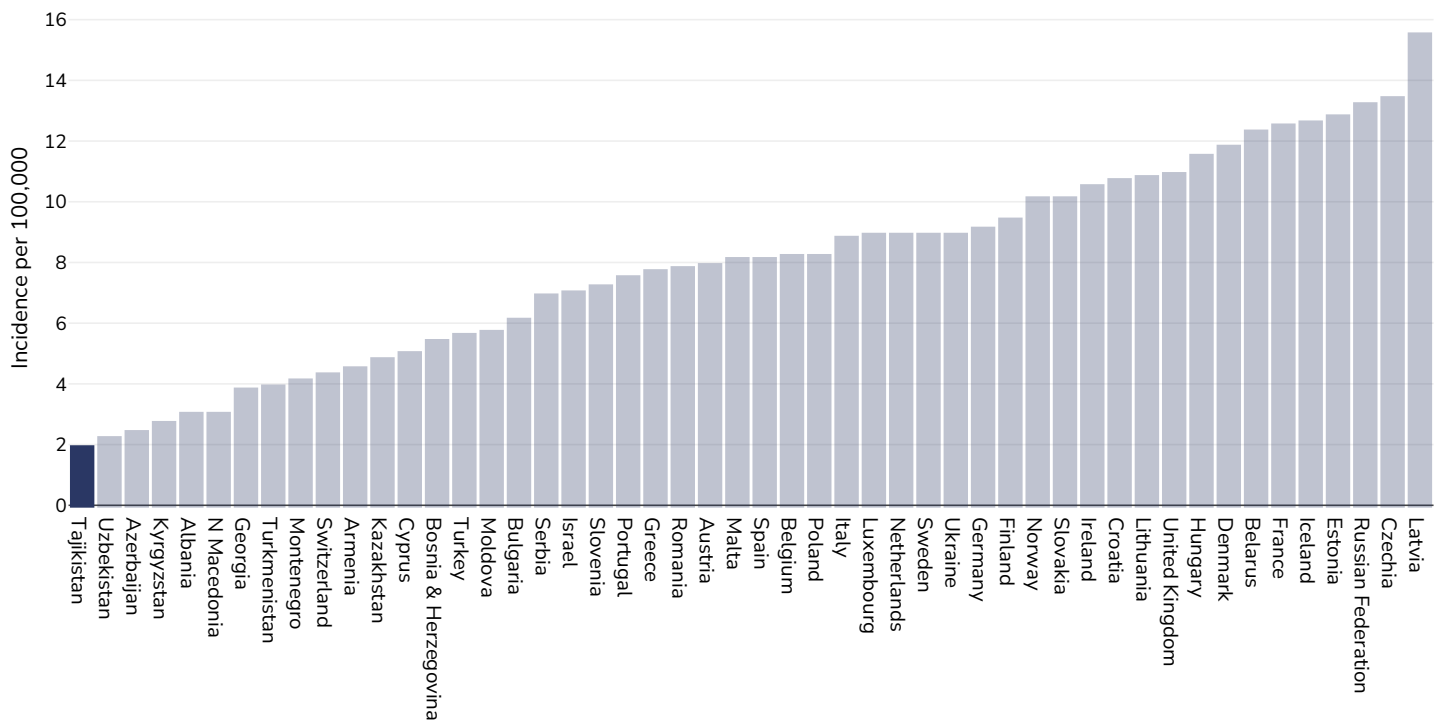
Age: 20+

Area covered: National

References: Ferlay J, Ervik M, Lam F, Laversanne M, Colombet M, Mery L, Piñeros M, Znaor A, Soerjomataram I, Bray F (2024). Global Cancer Observatory: Cancer Today. Lyon, France: International Agency for Research on Cancer. Available from: <https://gco.iarc.who.int/today>, accessed [16.07.24]

Definitions: Incidence per 100,000

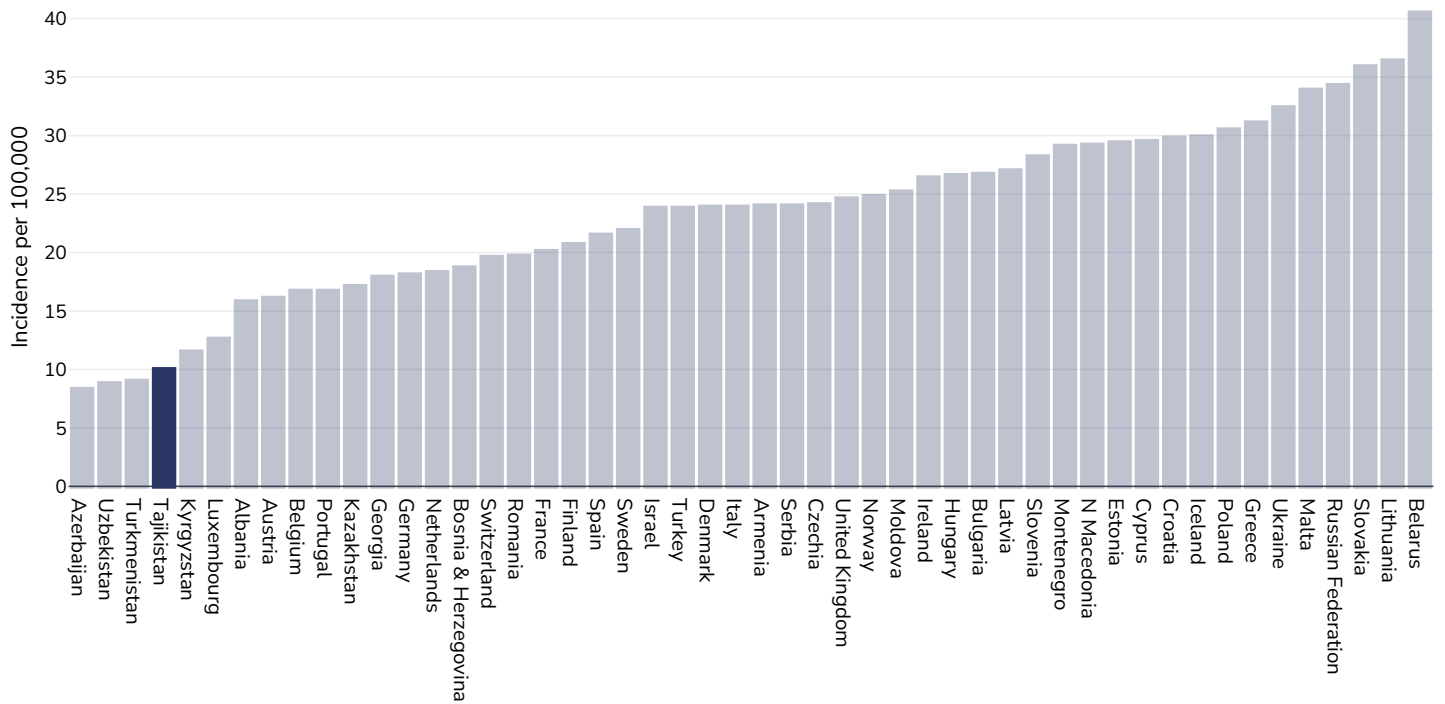
Women, 2022



Age:	20+
Area covered:	National
References:	Ferlay J, Ervik M, Lam F, Laversanne M, Colombet M, Mery L, Piñeros M, Znaor A, Soerjomataram I, Bray F (2024). Global Cancer Observatory: Cancer Today. Lyon, France: International Agency for Research on Cancer. Available from: https://gco.iarc.who.int/today , accessed [16.07.24]
Definitions:	Incidence per 100,000

Cancer of the uterus

Women, 2022



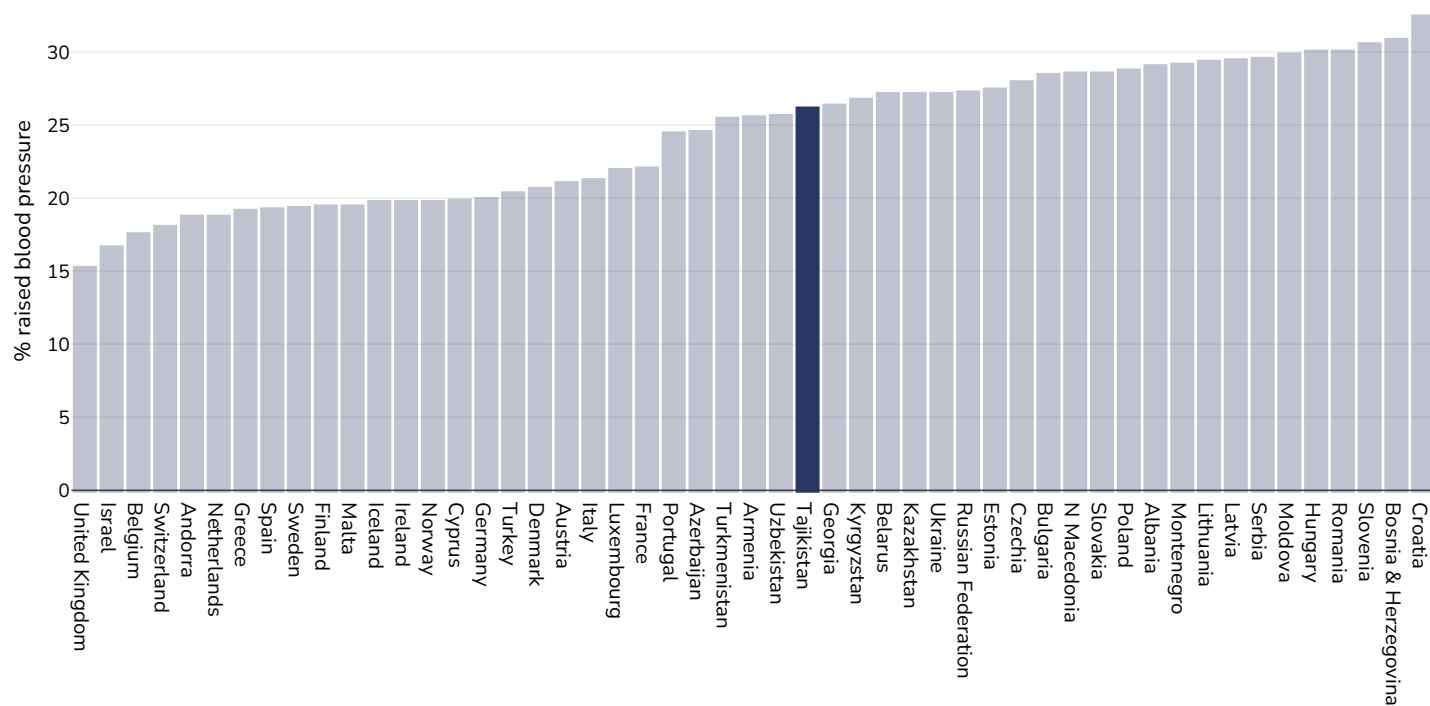
Age: 20+

References: Ferlay J, Ervik M, Lam F, Laversanne M, Colombet M, Mery L, Piñeros M, Znaor A, Soerjomataram I, Bray F (2024). Global Cancer Observatory: Cancer Today. Lyon, France: International Agency for Research on Cancer. Available from: <https://gco.iarc.who.int/today>, accessed [16.07.24]

Definitions: Incidence per 100,000

Raised blood pressure

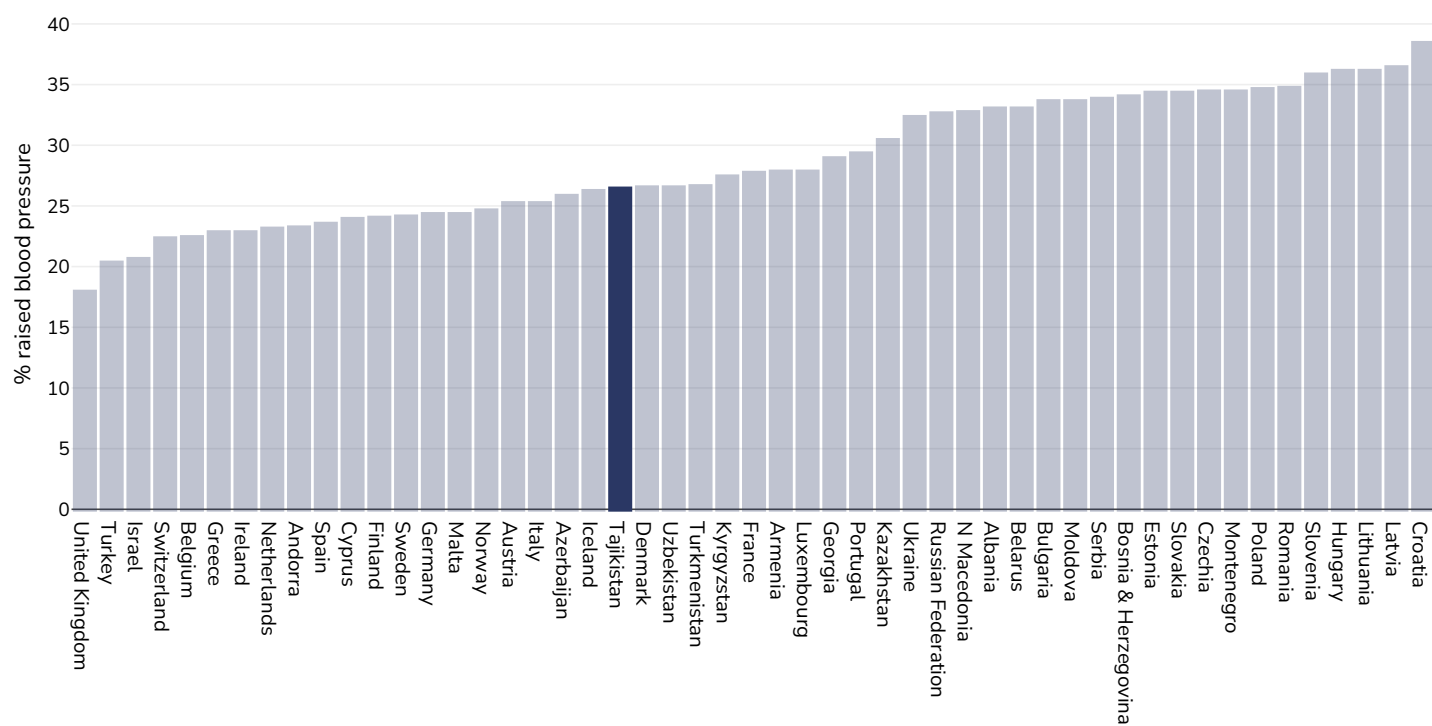
Adults, 2015



References: Global Health Observatory data repository, World Health Organisation, <http://apps.who.int/gho/data/node.main.A875?lang=en>

Definitions: Age Standardised estimated % Raised blood pressure 2015 (SBP>=140 OR DBP>=90).

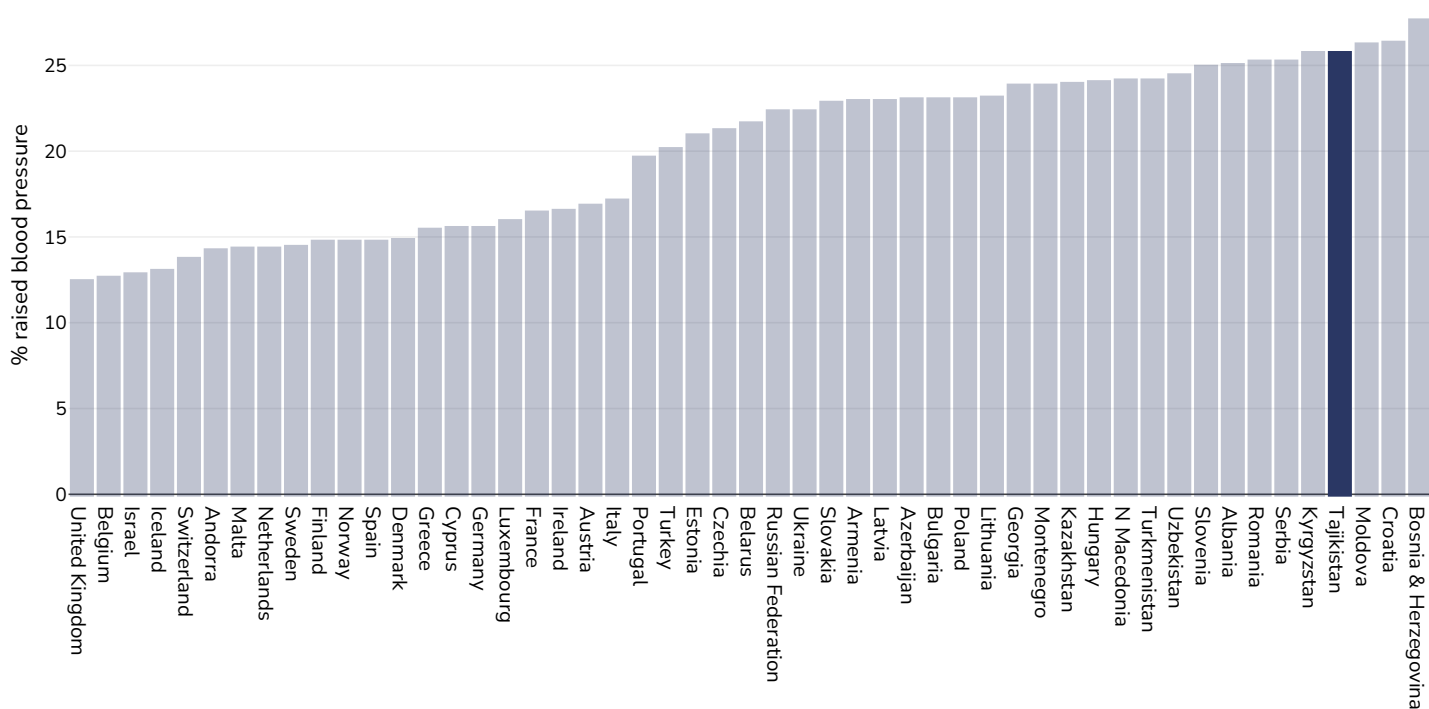
Men, 2015



References: Global Health Observatory data repository, World Health Organisation, <http://apps.who.int/gho/data/node.main.A875?lang=en>

Definitions: Age Standardised estimated % Raised blood pressure 2015 (SBP>=140 OR DBP>=90).

Women, 2015

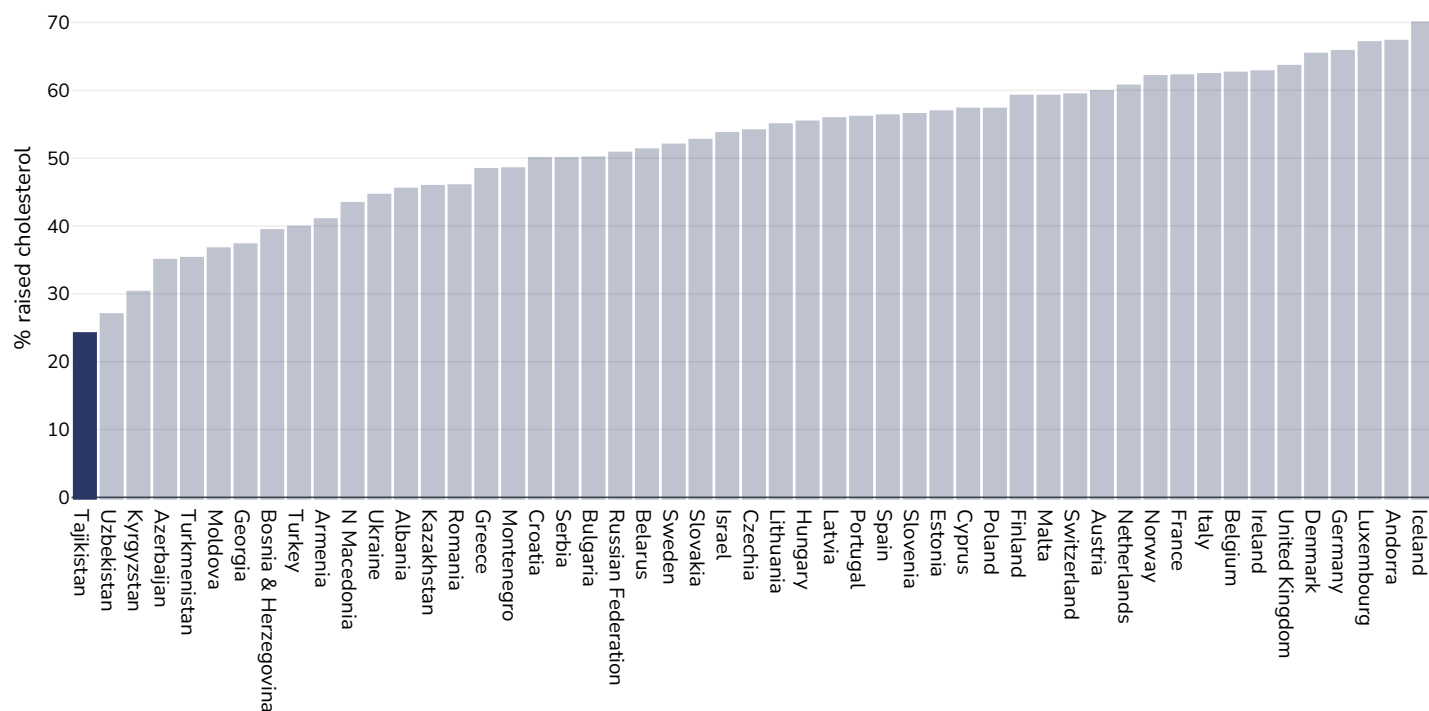


References: Global Health Observatory data repository, World Health Organisation, <http://apps.who.int/gho/data/node.main.A875?lang=en>

Definitions: Age Standardised estimated % Raised blood pressure 2015 (SBP>=140 OR DBP>=90).

Raised cholesterol

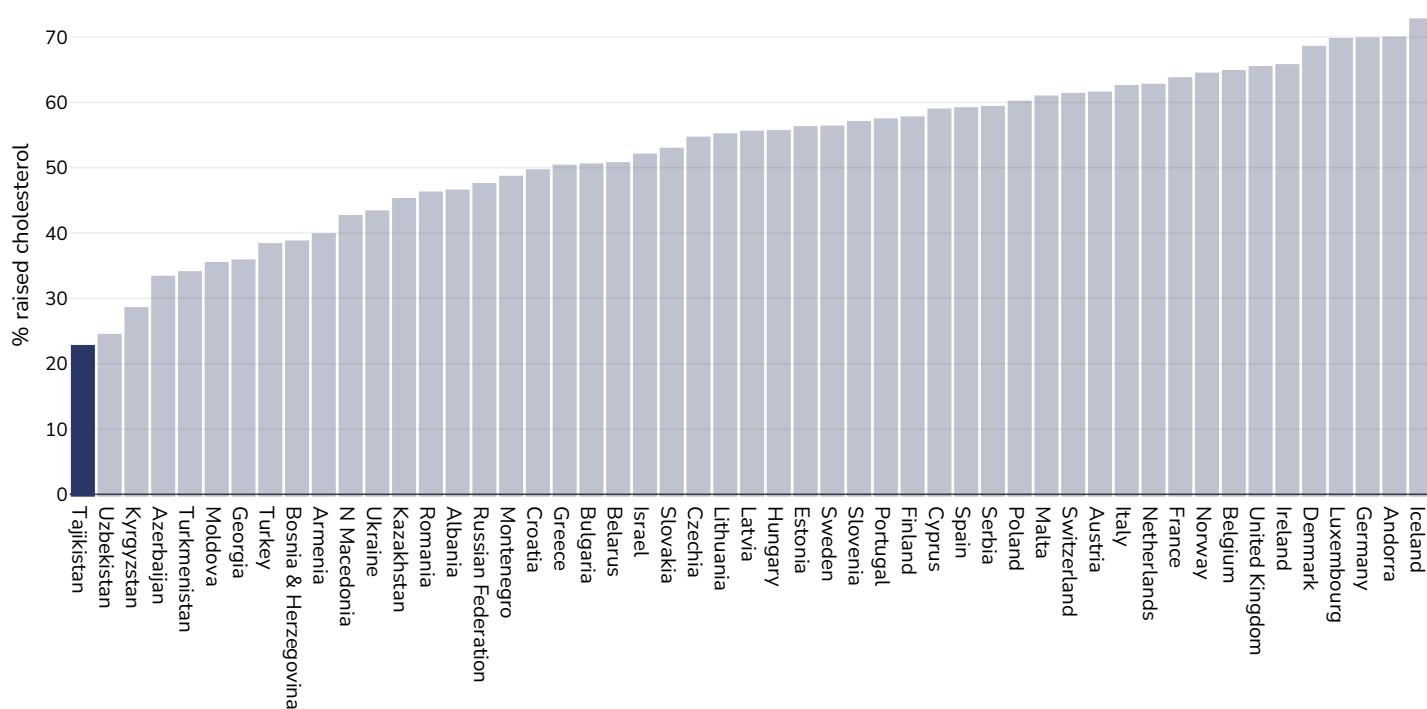
Adults, 2008



References: Global Health Observatory data repository, World Health Organisation, <http://apps.who.int/gho/data/node.main.A885>

Definitions: % Raised total cholesterol (≥ 5.0 mmol/L) (age-standardized estimate).

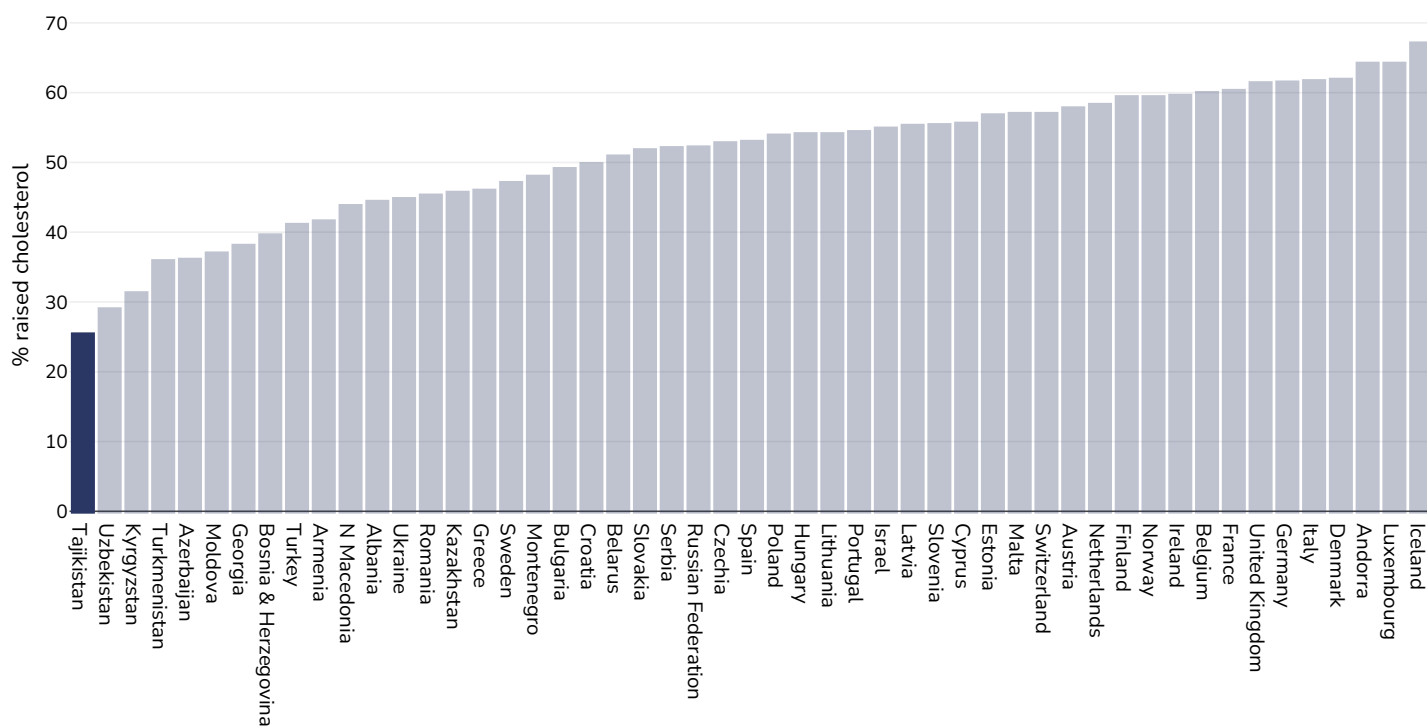
Men, 2008



References: Global Health Observatory data repository, World Health Organisation, <http://apps.who.int/gho/data/node.main.A885>

Definitions: % Raised total cholesterol (≥ 5.0 mmol/L) (age-standardized estimate).

Women, 2008

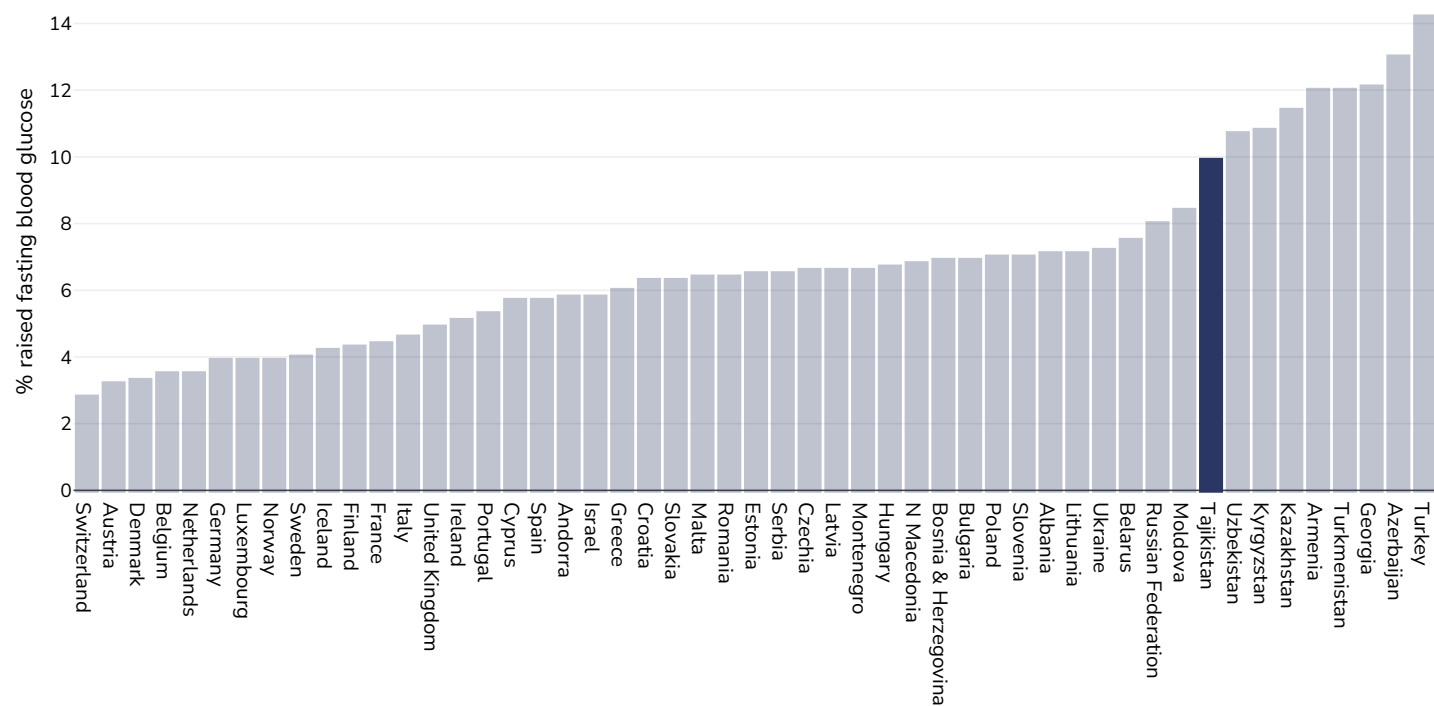


References: Global Health Observatory data repository, World Health Organisation, <http://apps.who.int/gho/data/node.main.A885>

Definitions: % Raised total cholesterol (≥ 5.0 mmol/L) (age-standardized estimate).

Raised fasting blood glucose

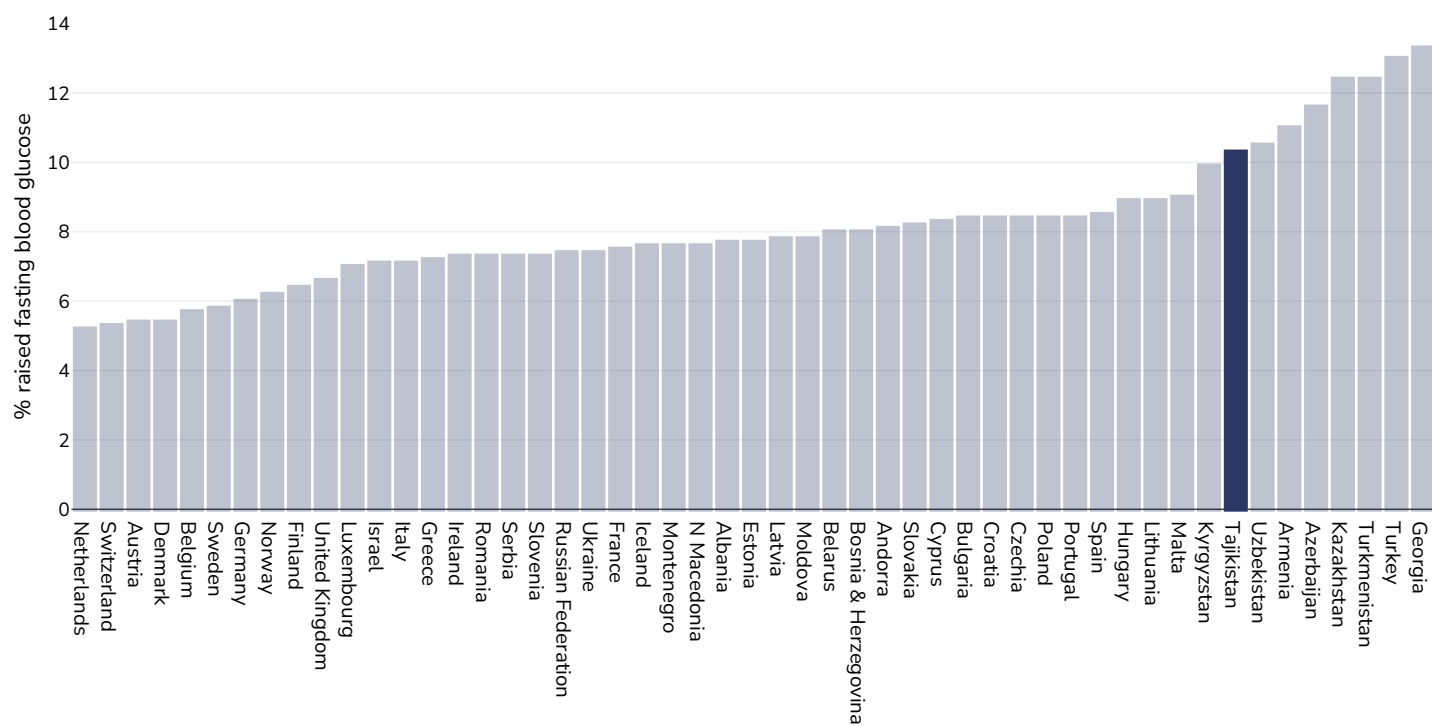
Men, 2014



References: Global Health Observatory data repository, World Health Organisation, <http://apps.who.int/gho/data/node.main.A869?lang=en>

Definitions: Age Standardised % raised fasting blood glucose (≥ 7.0 mmol/L or on medication).

Women, 2014

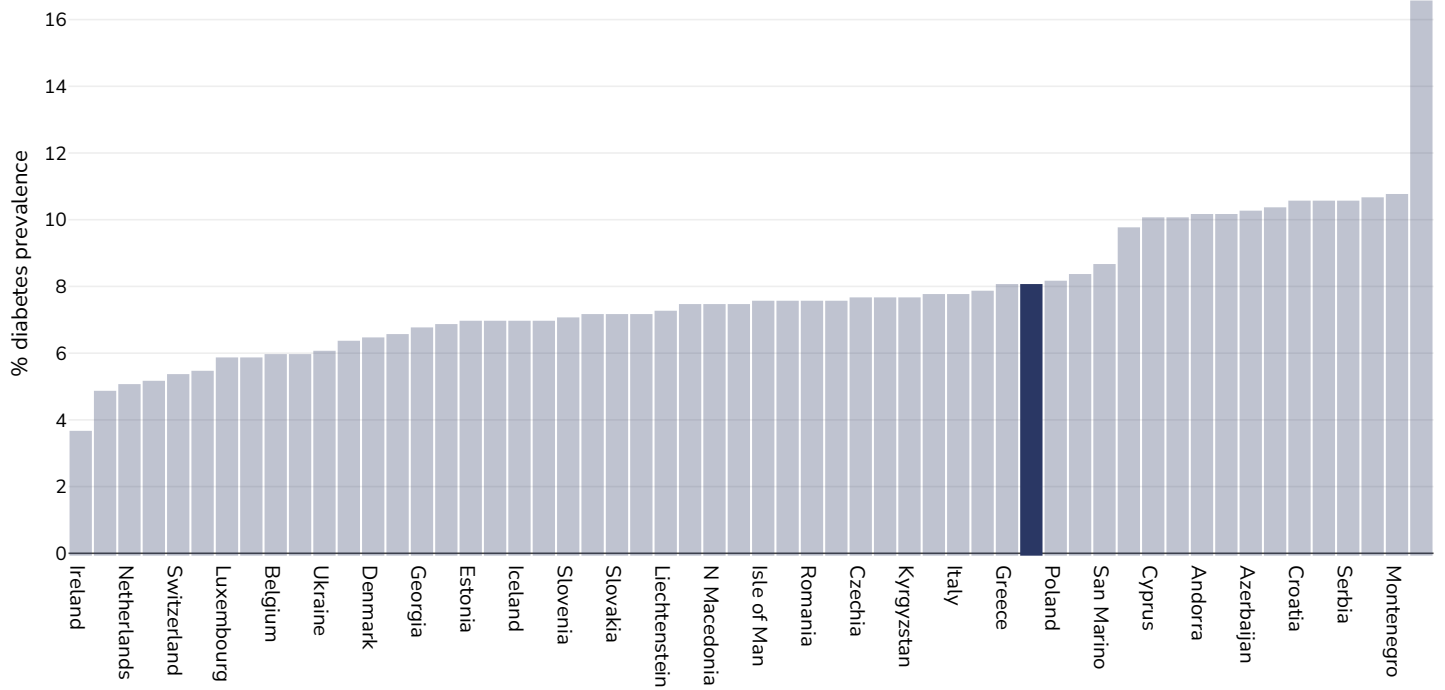


References: Global Health Observatory data repository, World Health Organisation, <http://apps.who.int/gho/data/node.main.A869?lang=en>

Definitions: Age Standardised % raised fasting blood glucose (≥ 7.0 mmol/L or on medication).

Diabetes prevalence

Adults, 2024

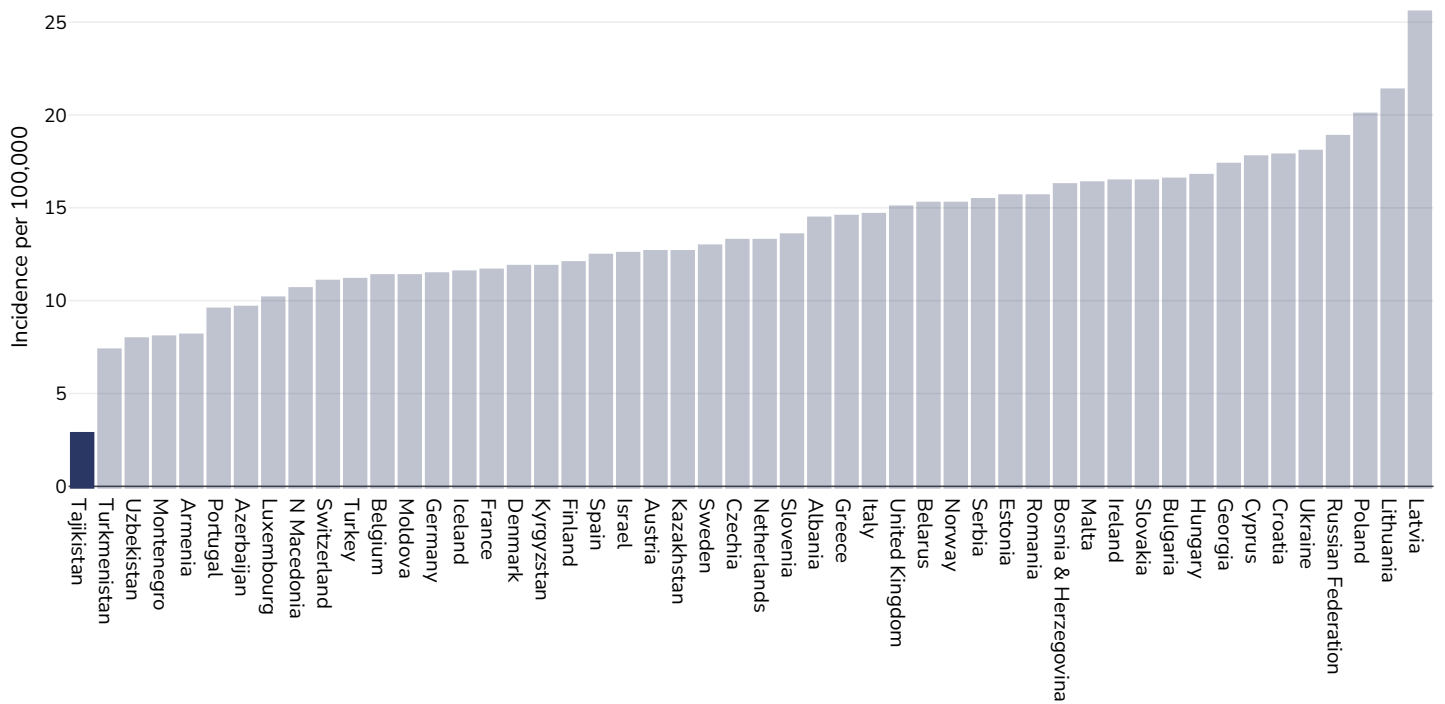


References:

Reproduced with kind permission International Diabetes Federation. IDF Diabetes Atlas, 11th edn. Brussels, Belgium:International Diabetes Federation, 2025. <http://www.diabetesatlas.org>

Ovarian Cancer

Women, 2022



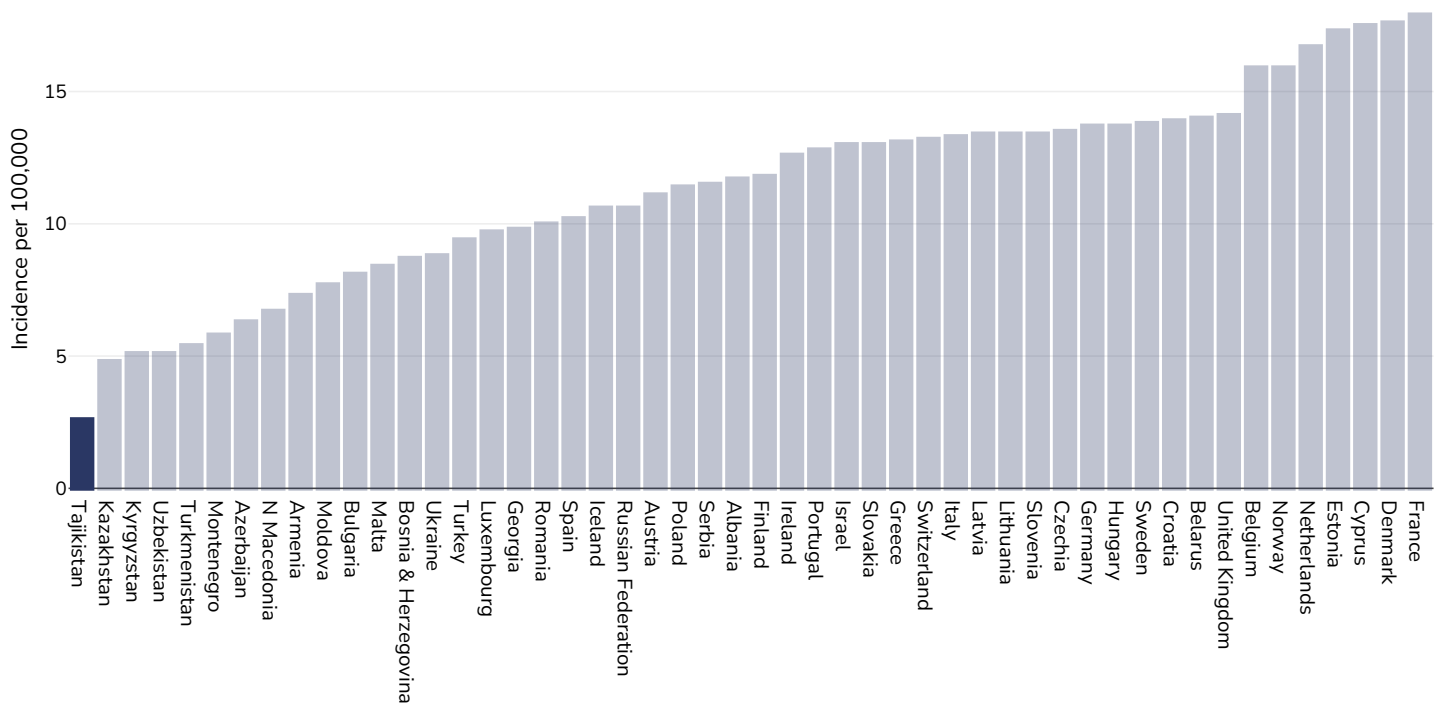
Age: 20+

References: Ferlay J, Ervik M, Lam F, Laversanne M, Colombet M, Mery L, Piñeros M, Znaor A, Soerjomataram I, Bray F (2024). Global Cancer Observatory: Cancer Today. Lyon, France: International Agency for Research on Cancer. Available from: <https://gco.iarc.who.int/today>, accessed [16.07.24]

Definitions: Incidence per 100,000

Leukemia

Men, 2022



Age: 20+

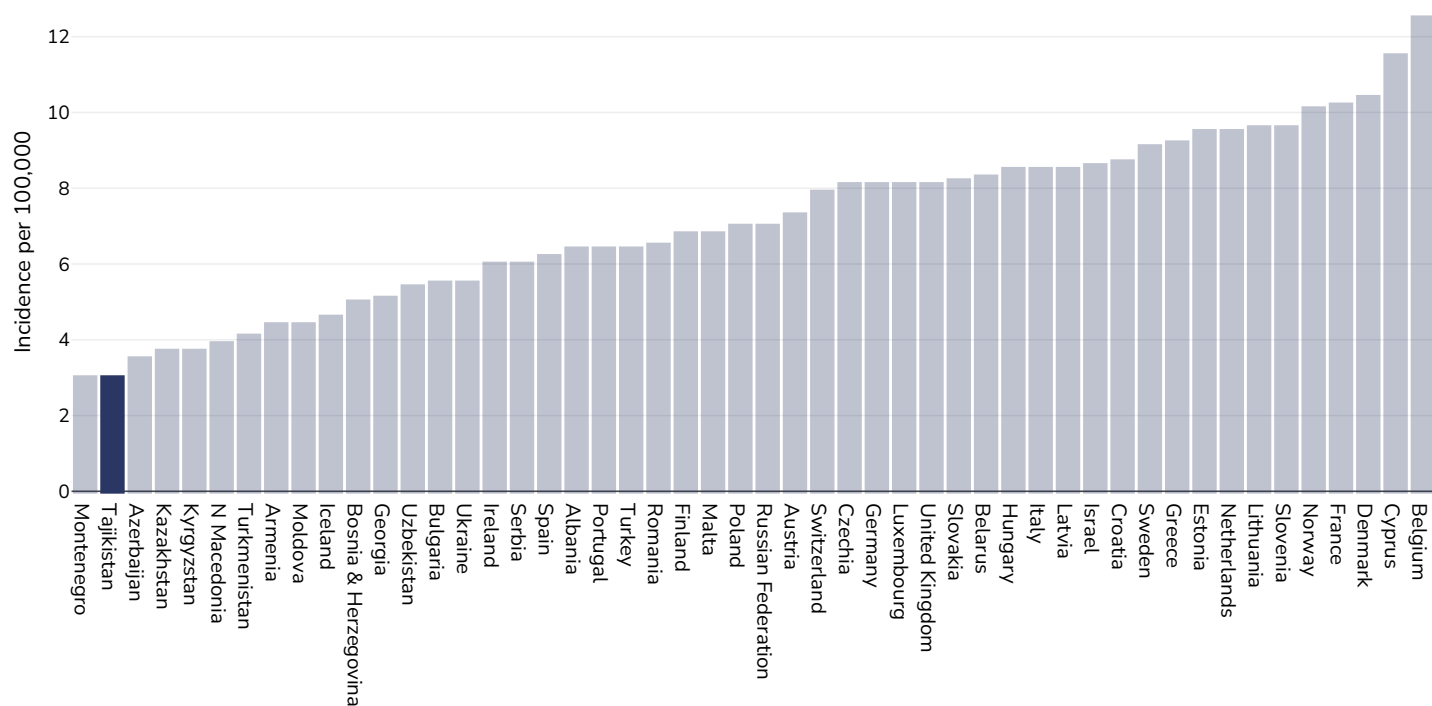
Area covered: National

References: Ferlay J, Ervik M, Lam F, Laversanne M, Colombet M, Mery L, Piñeros M, Znaor A, Soerjomataram I, Bray F (2024). Global Cancer Observatory: Cancer Today. Lyon, France: International Agency for Research on Cancer. Available from: <https://gco.iarc.who.int/today>, accessed [16.07.24]

Definitions: Incidence per 100,000

Unless otherwise noted, overweight refers to a BMI between 25kg and 29.9kg/m², obesity refers to a BMI greater than 30kg/m².

Women, 2022



Age: 20+

Area covered: National

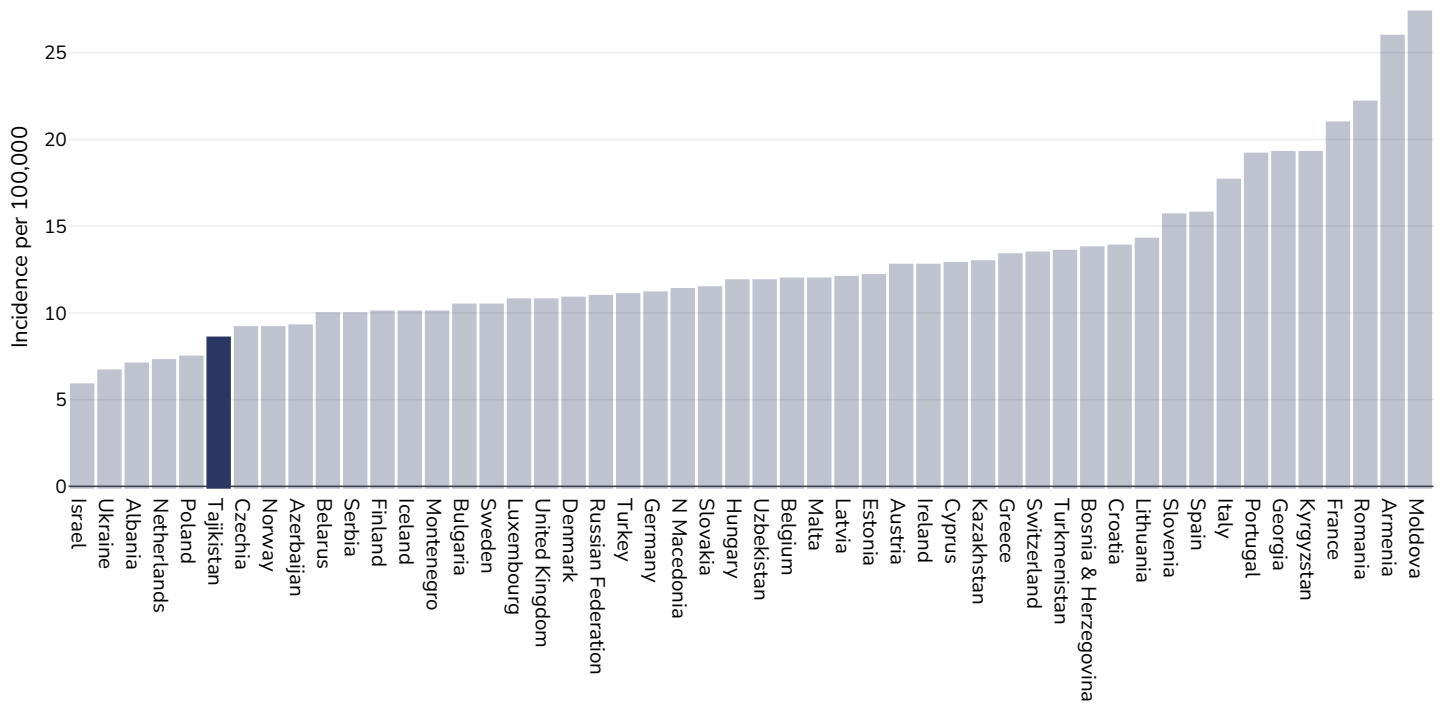
References: Ferlay J, Ervik M, Lam F, Laversanne M, Colombet M, Mery L, Piñeros M, Znaor A, Soerjomataram I, Bray F (2024). Global Cancer Observatory: Cancer Today. Lyon, France: International Agency for Research on Cancer. Available from: <https://gco.iarc.who.int/today>, accessed [16.07.24]

Definitions: Incidence per 100,000

Unless otherwise noted, overweight refers to a BMI between 25kg and 29.9kg/m², obesity refers to a BMI greater than 30kg/m².

Liver and intrahepatic bile duct Cancer

Men, 2022



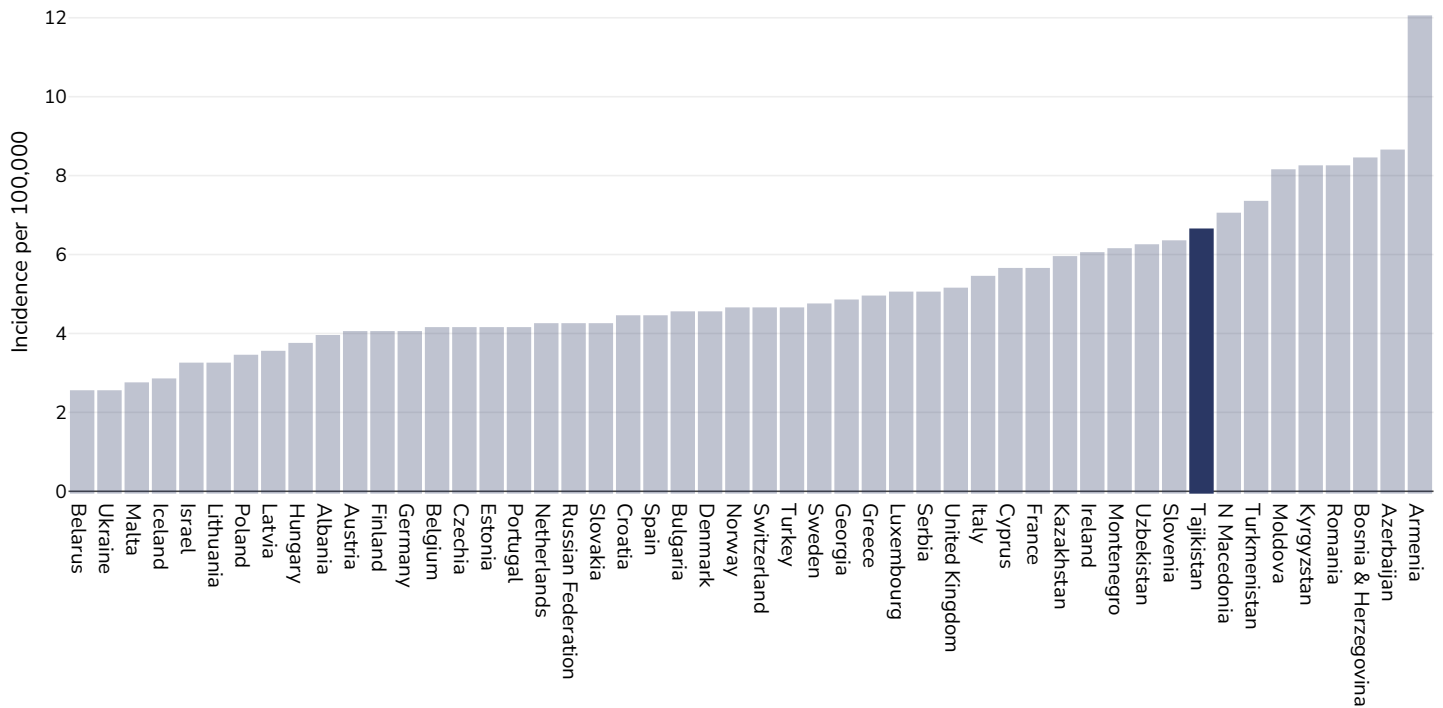
Age: 20+

Area covered: National

References: Ferlay J, Ervik M, Lam F, Laversanne M, Colombet M, Mery L, Piñeros M, Znaor A, Soerjomataram I, Bray F (2024). Global Cancer Observatory: Cancer Today. Lyon, France: International Agency for Research on Cancer. Available from: <https://gco.iarc.who.int/today>, accessed [16.07.24]

Definitions: Incidence per 100,000

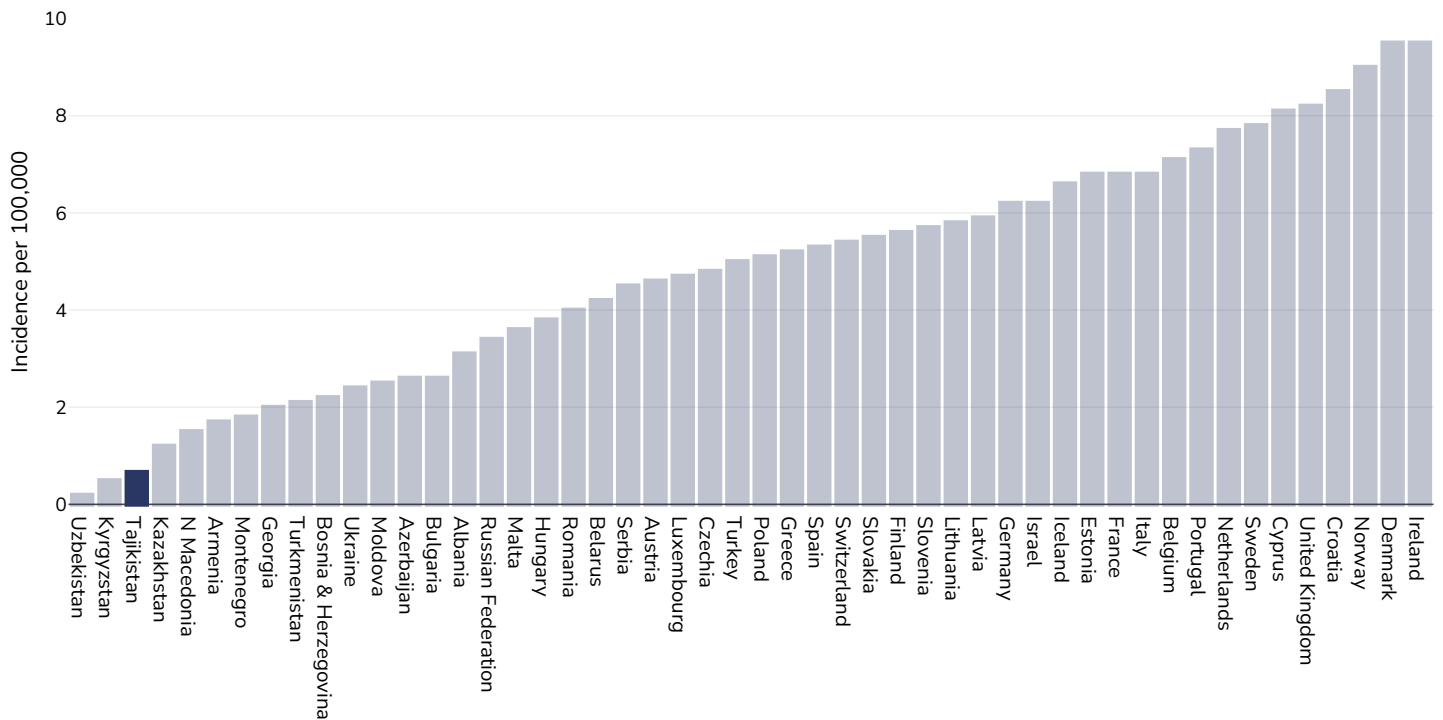
Women, 2022



Age:	20+
Area covered:	National
References:	Ferlay J, Ervik M, Lam F, Laversanne M, Colombet M, Mery L, Piñeros M, Znaor A, Soerjomataram I, Bray F (2024). Global Cancer Observatory: Cancer Today. Lyon, France: International Agency for Research on Cancer. Available from: https://gco.iarc.who.int/today , accessed [16.07.24]
Definitions:	Incidence per 100,000

Multiple Myeloma

Men, 2022



Age: 20+

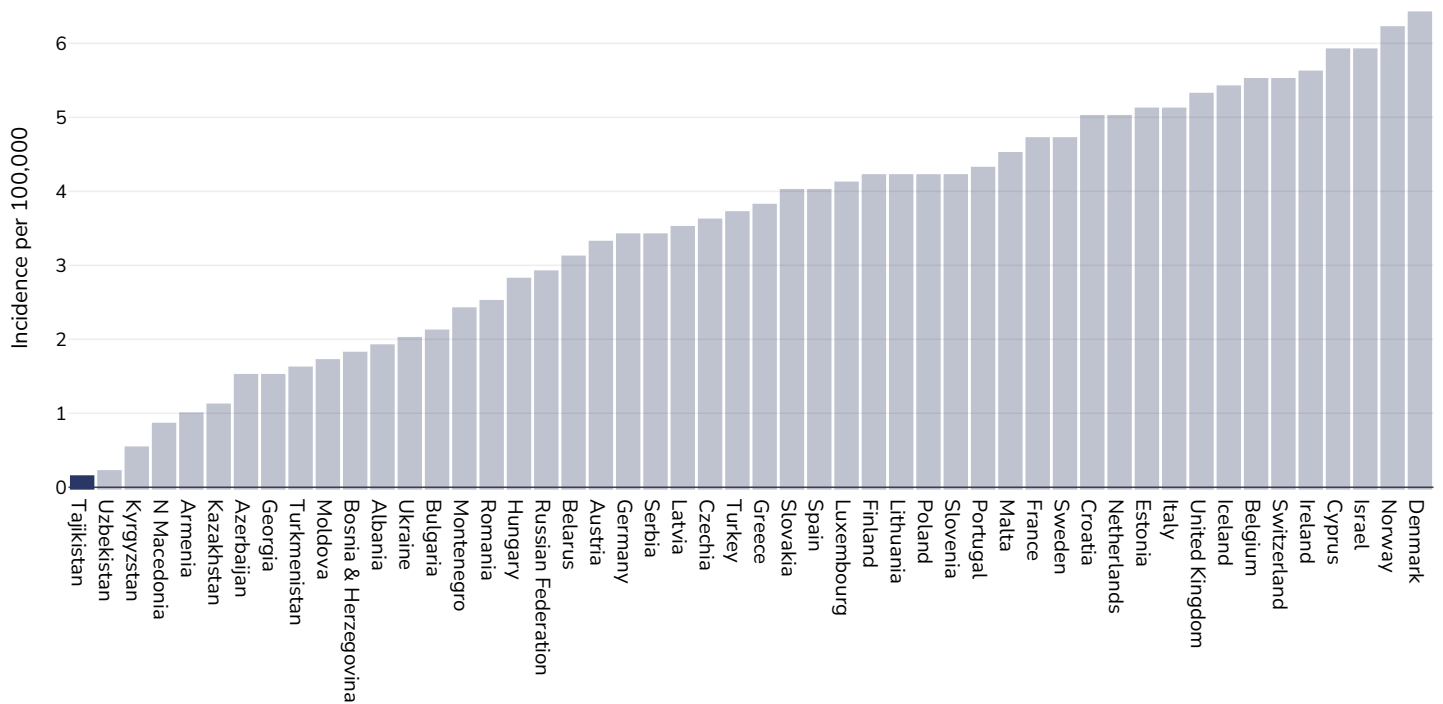
Area covered: National

References: Ferlay J, Ervik M, Lam F, Laversanne M, Colombet M, Mery L, Piñeros M, Znaor A, Soerjomataram I, Bray F (2024). Global Cancer Observatory: Cancer Today. Lyon, France: International Agency for Research on Cancer. Available from: <https://gco.iarc.who.int/today>, accessed [16.07.24]

Definitions: Incidence per 100,000

Unless otherwise noted, overweight refers to a BMI between 25kg and 29.9kg/m², obesity refers to a BMI greater than 30kg/m².

Women, 2022



Age: 20+

Area covered: National

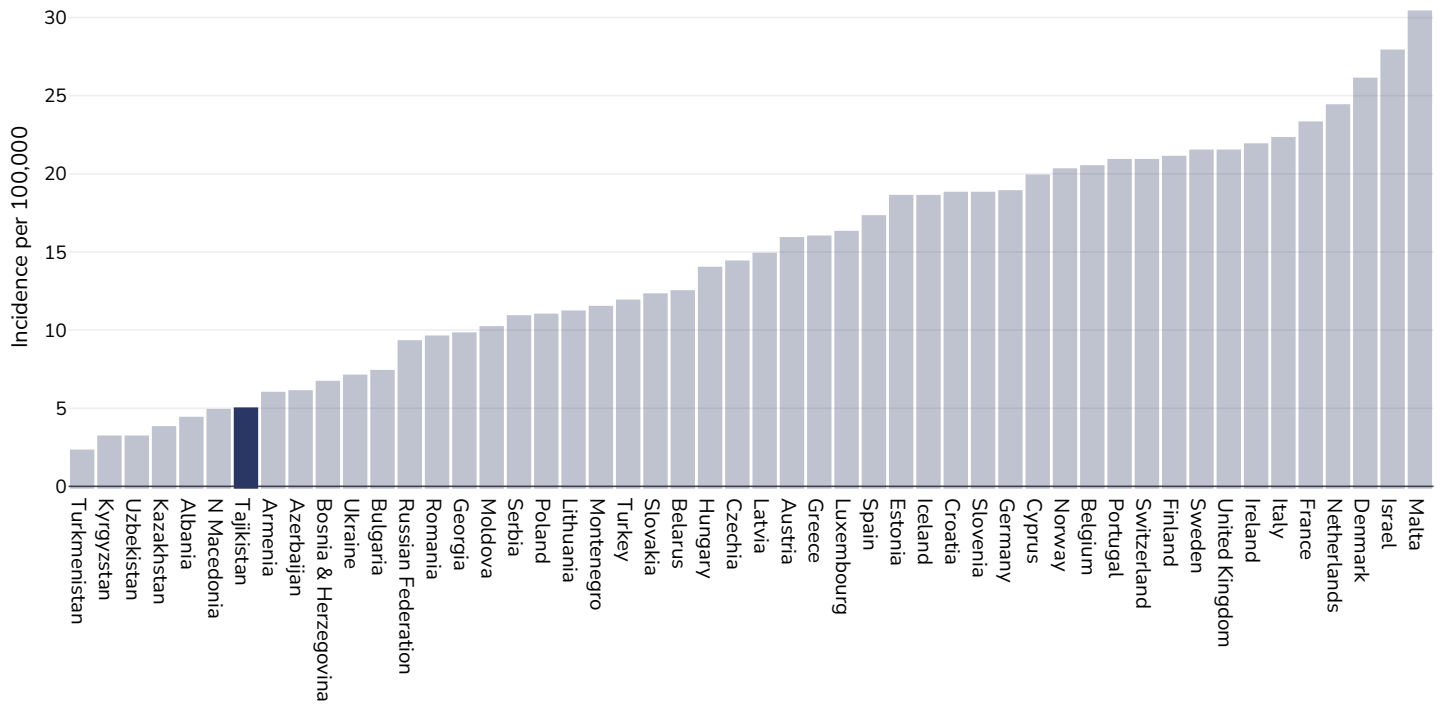
References: Ferlay J, Ervik M, Lam F, Laversanne M, Colombet M, Mery L, Piñeros M, Znaor A, Soerjomataram I, Bray F (2024). Global Cancer Observatory: Cancer Today. Lyon, France: International Agency for Research on Cancer. Available from: <https://gco.iarc.who.int/today>, accessed [16.07.24]

Definitions: Incidence per 100,000

Unless otherwise noted, overweight refers to a BMI between 25kg and 29.9kg/m², obesity refers to a BMI greater than 30kg/m².

Non Hodgkin Lymphoma

Men, 2022



Age: 20+

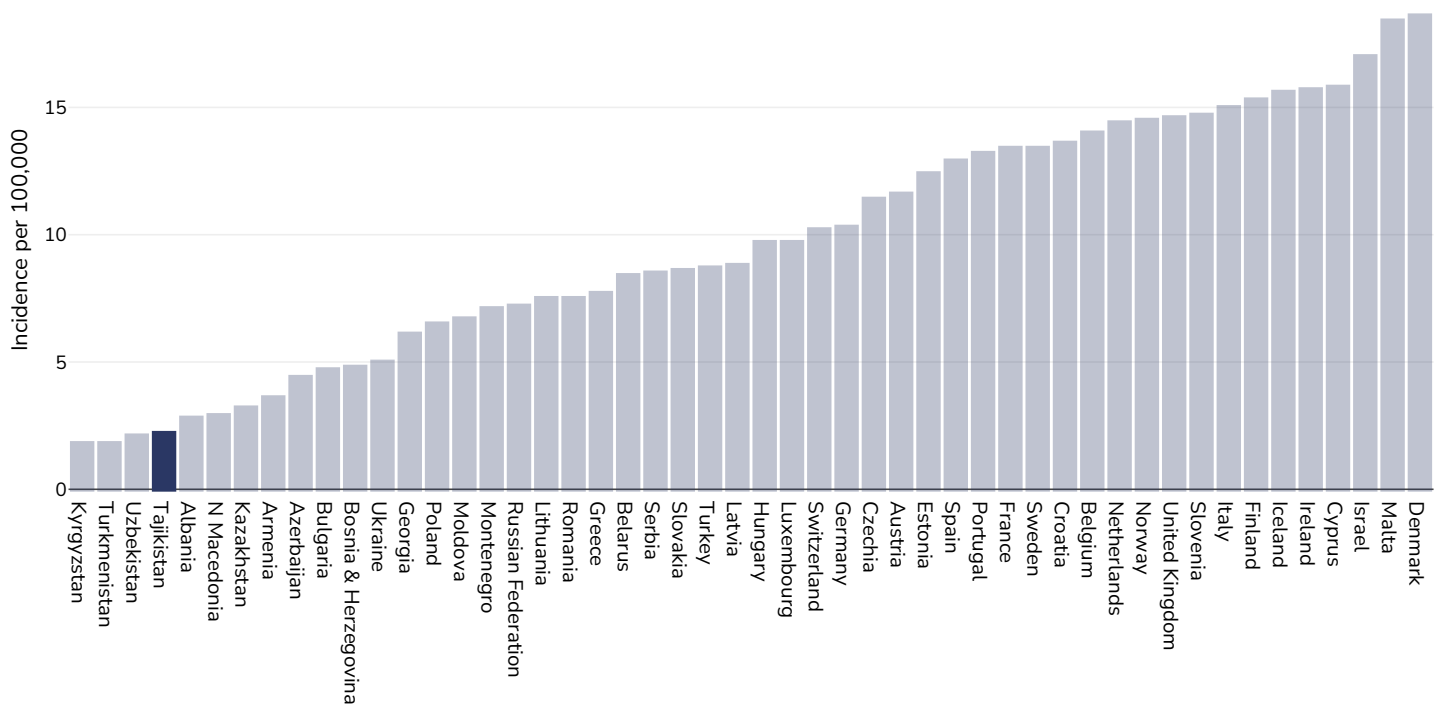
Area covered: National

References: Ferlay J, Ervik M, Lam F, Laversanne M, Colombet M, Mery L, Piñeros M, Znaor A, Soerjomataram I, Bray F (2024). Global Cancer Observatory: Cancer Today. Lyon, France: International Agency for Research on Cancer. Available from: <https://gco.iarc.who.int/today>, accessed [16.07.24]

Definitions: Incidence per 100,000

Unless otherwise noted, overweight refers to a BMI between 25kg and 29.9kg/m², obesity refers to a BMI greater than 30kg/m².

Women, 2022

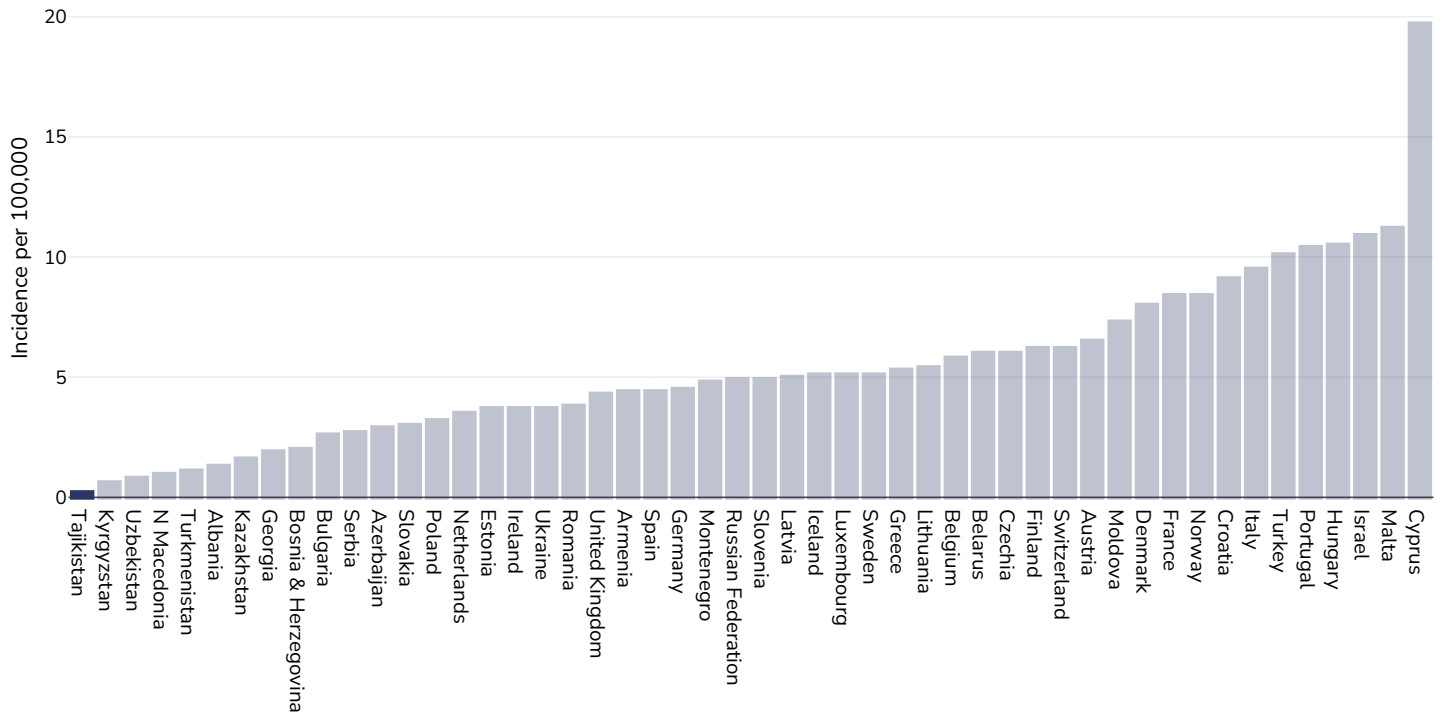


Age:	20+
Area covered:	National
References:	Ferlay J, Ervik M, Lam F, Laversanne M, Colombet M, Mery L, Piñeros M, Znaor A, Soerjomataram I, Bray F (2024). Global Cancer Observatory: Cancer Today. Lyon, France: International Agency for Research on Cancer. Available from: https://gco.iarc.who.int/today , accessed [16.07.24]
Definitions:	Incidence per 100,000

Unless otherwise noted, overweight refers to a BMI between 25kg and 29.9kg/m², obesity refers to a BMI greater than 30kg/m².

Thyroid Cancer

Men, 2022



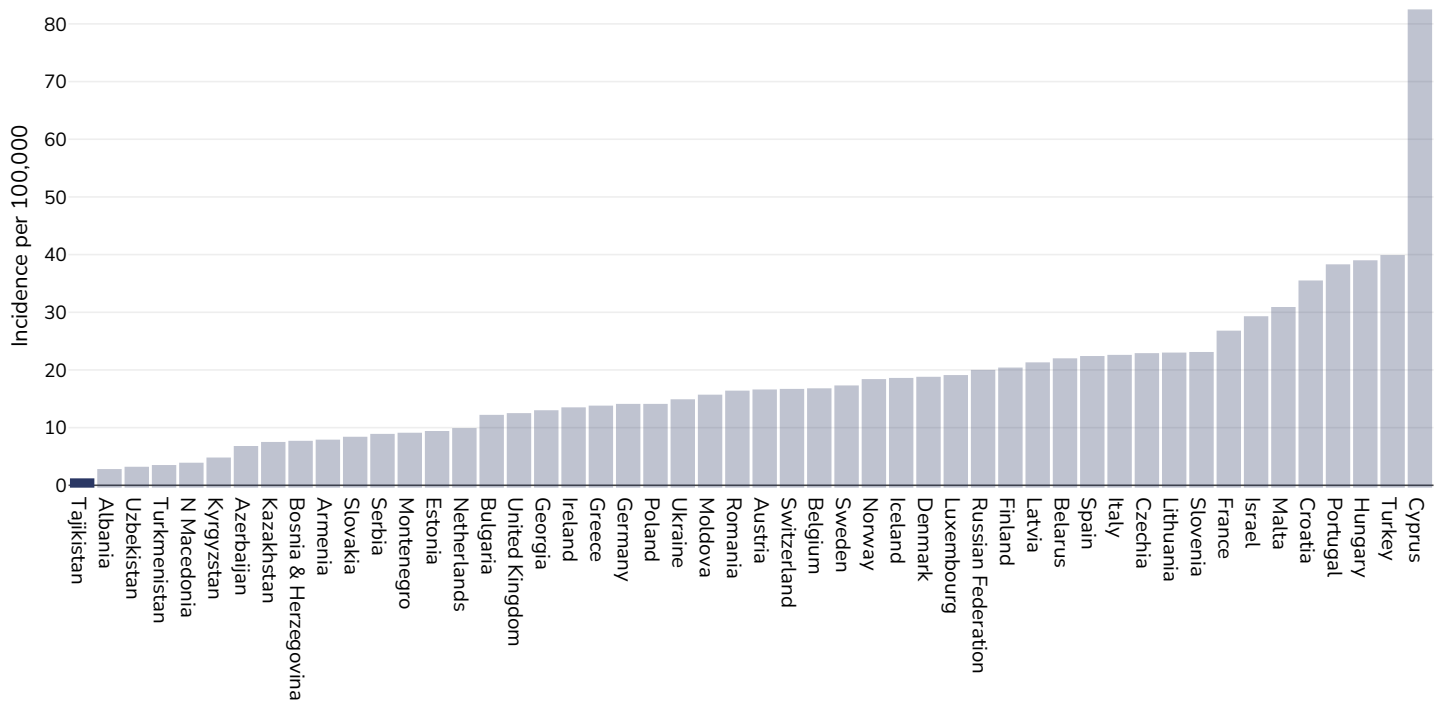
Age: 20+

Area covered: National

References: Ferlay J, Ervik M, Lam F, Laversanne M, Colombet M, Mery L, Piñeros M, Znaor A, Soerjomataram I, Bray F (2024). Global Cancer Observatory: Cancer Today. Lyon, France: International Agency for Research on Cancer. Available from: <https://gco.iarc.who.int/today>, accessed [16.07.24]

Definitions: Incidence per 100,000

Women, 2022



Age:	20+
Area covered:	National
References:	Ferlay J, Ervik M, Lam F, Laversanne M, Colombet M, Mery L, Piñeros M, Znaor A, Soerjomataram I, Bray F (2024). Global Cancer Observatory: Cancer Today. Lyon, France: International Agency for Research on Cancer. Available from: https://gco.iarc.who.int/today , accessed [16.07.24]
Definitions:	Incidence per 100,000

PDF created on May 5, 2026