

Report card

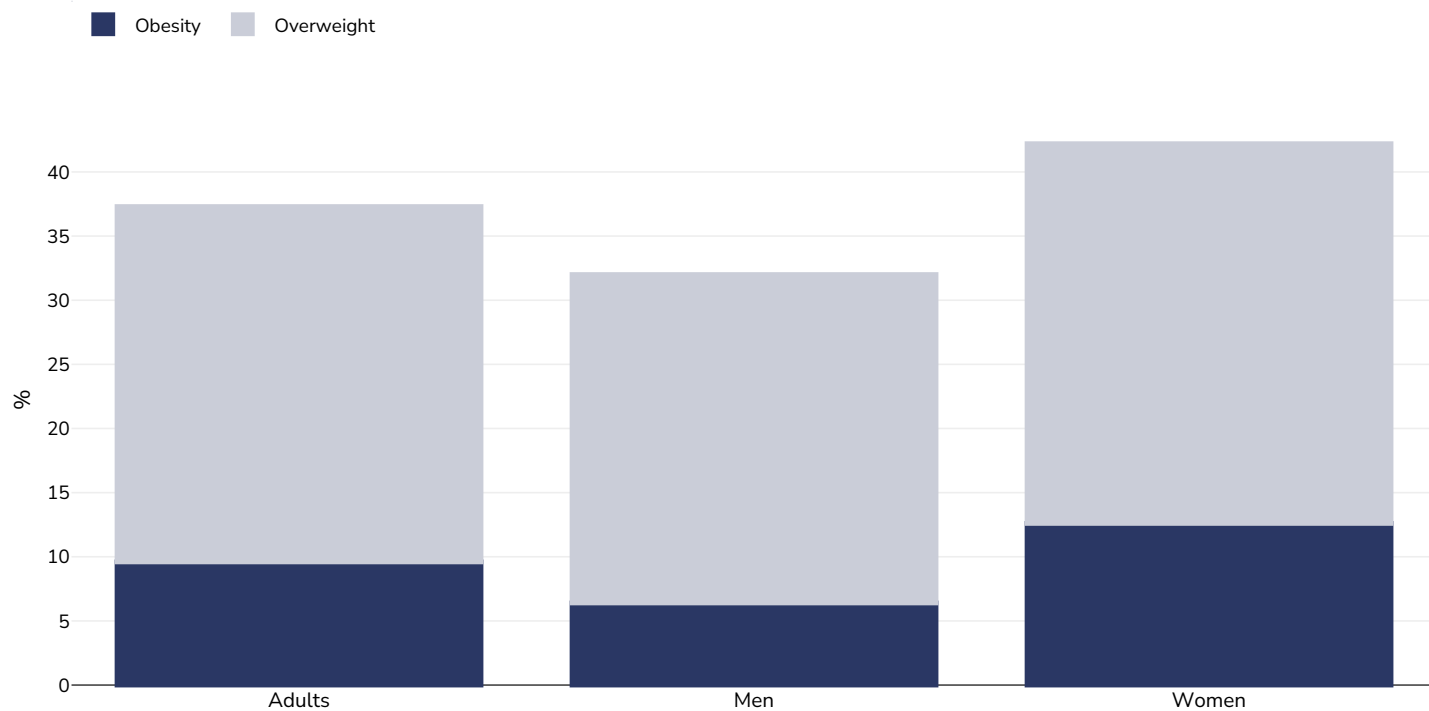
Sri Lanka



Contents	Page
Obesity prevalence	2
Trend: % Adults living with obesity in Sri Lanka 2006-2016	5
Trend: % Adults living with overweight or obesity in Sri Lanka 2006-2016	6
Overweight/obesity by education	7
Overweight/obesity by age	10
Overweight/obesity by region	12
Overweight/obesity by socio-economic group	16
Insufficient physical activity	18
Estimated per capita fruit intake	24
Prevalence of less than daily fruit consumption	25
Prevalence of less than daily vegetable consumption	26
Estimated per-capita processed meat intake	27
Estimated per capita whole grains intake	28
Mental health - depression disorders	29
Mental health - anxiety disorders	30
% Infants exclusively breastfed 0-5 months	31
Oesophageal cancer	32
Breast cancer	34
Colorectal cancer	35
Pancreatic cancer	37
Gallbladder cancer	39
Kidney cancer	41
Cancer of the uterus	43
Raised blood pressure	44
Raised cholesterol	47
Raised fasting blood glucose	50
Diabetes prevalence	52
Contextual factors	53

Obesity prevalence

Adults, 2022



Survey type: Measured

Age: 18-60

Sample size: 2352

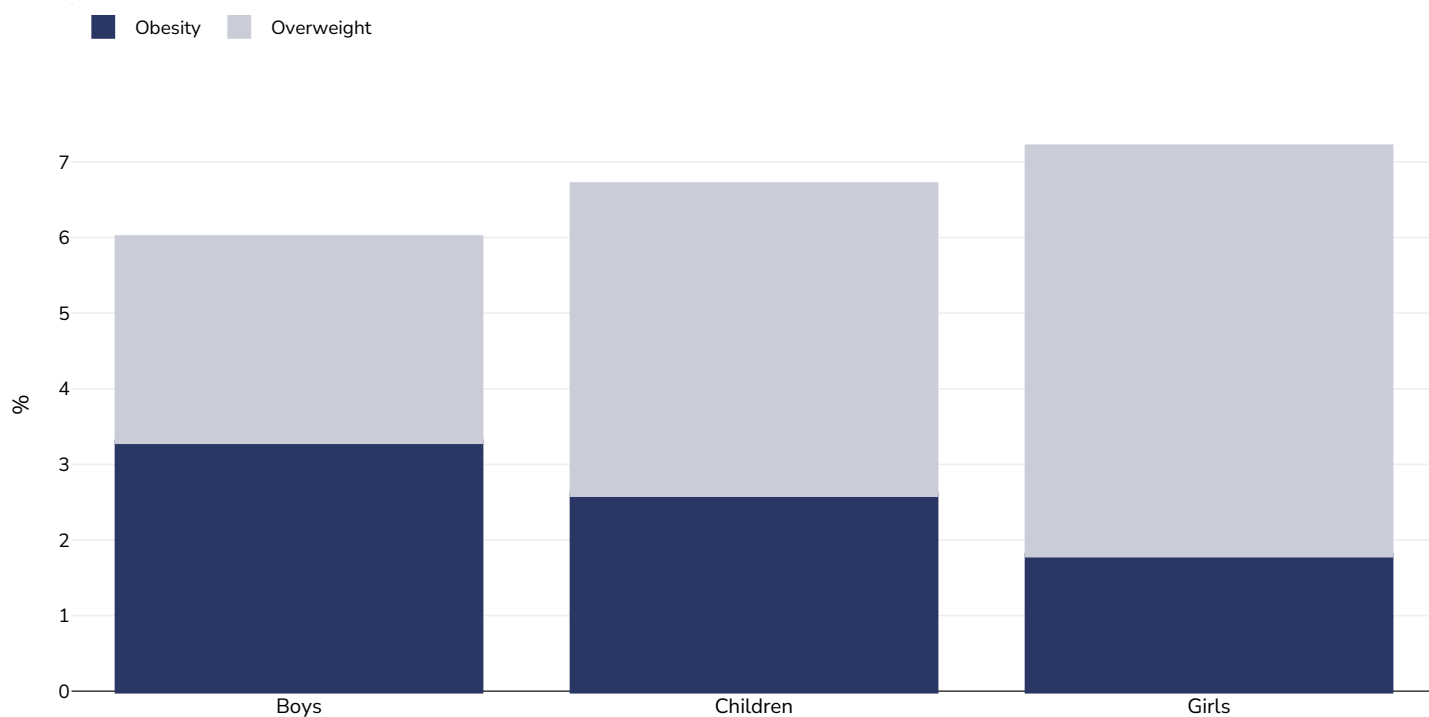
Area covered: National

References: National Nutrition and Micronutrient Survey in Sri Lanka: 2022 <https://www.mri.gov.lk/wp-content/uploads/2023/05/National-Nutrition-and-Micronutrient-Survey-Sri-Lanka-2022.pdf> (Accessed 26.09.23)

Notes: 1560 women and 792 men NB. Combined adult data estimated. These estimates were calculated by weighting male and female survey results. Weighting based on World Bank Population % total female 2022 (<https://data.worldbank.org/indicator/SP.POP.TOTL.FE.ZS> - accessed 29.09.23)

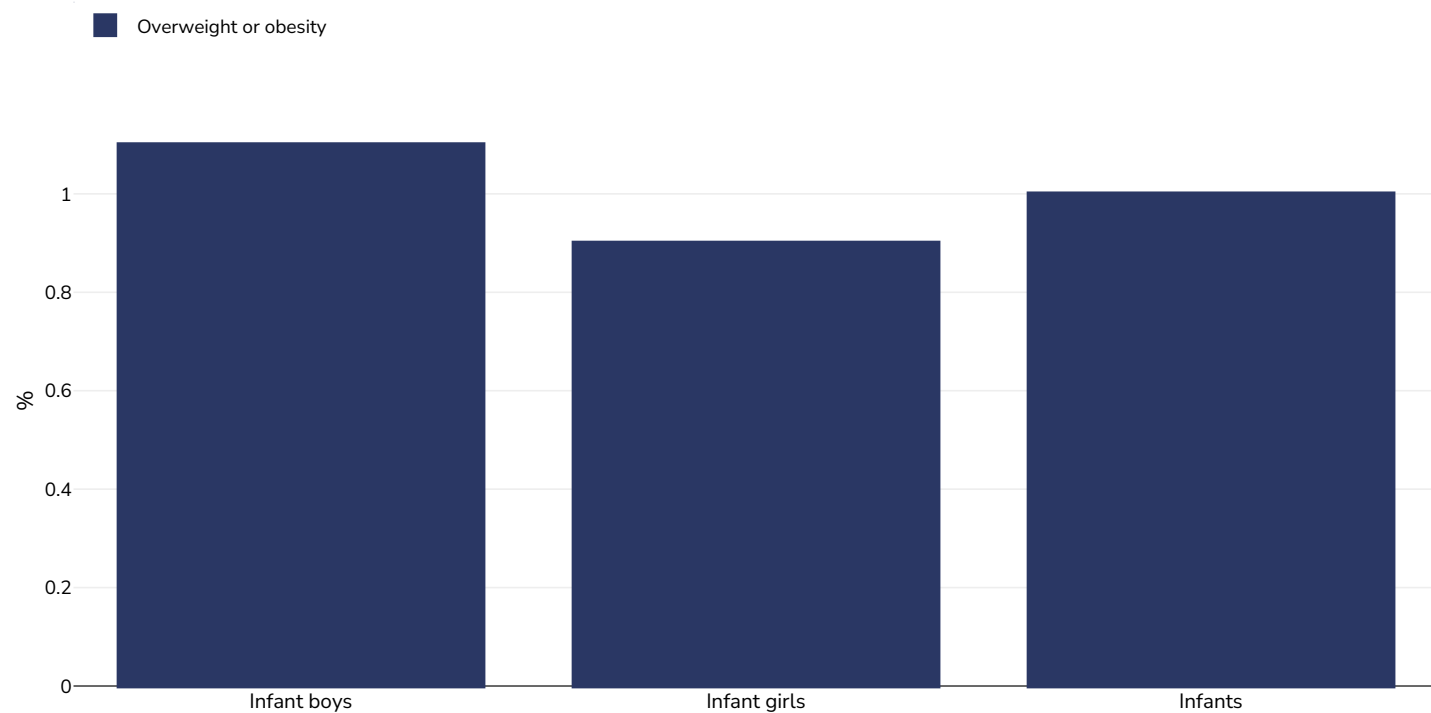
Unless otherwise noted, overweight refers to a BMI between 25kg and 29.9kg/m², obesity refers to a BMI greater than 30kg/m².

Children, 2022



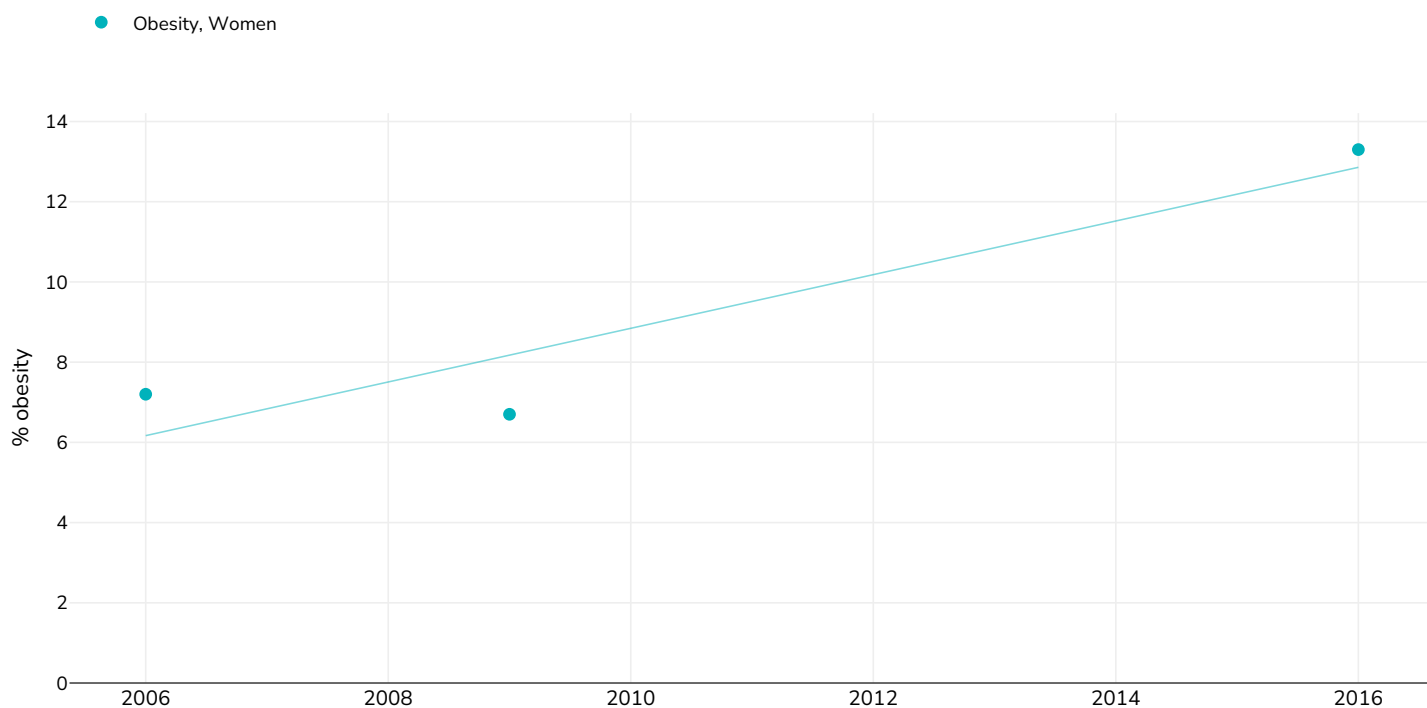
Survey type:	Measured
Age:	5-9
Sample size:	667
Area covered:	National
References:	National Nutrition and Micronutrient Survey in Sri Lanka: 2022 https://www.mri.gov.lk/wp-content/uploads/2023/05/National-Nutrition-and-Micronutrient-Survey-Sri-Lanka-2022.pdf (Accessed 26.09.23)
Notes:	Small sample size. Report provides prevalence by age but given small sample sizes they are not reported here.
Cutoffs:	WHO

Infants, 2016



Survey type:	Measured
Age:	0-5
Sample size:	7908
Area covered:	National
References:	Department of Census and Statistics (DCS) and Ministry of Health, Nutrition and Indigenous Medicine 2017. Sri Lanka Demographic and Health Survey 2016 Sri Lanka. https://www.aidsdatahub.org/resource/sri-lanka-demographic-and-health-survey-2016 (Accessed 18.05.21)
Notes:	Infants.
Definitions:	Weight for Height. Overweight = >2SD
Cutoffs:	Other

% Adults living with obesity in Sri Lanka 2006-2016



Survey type: Measured

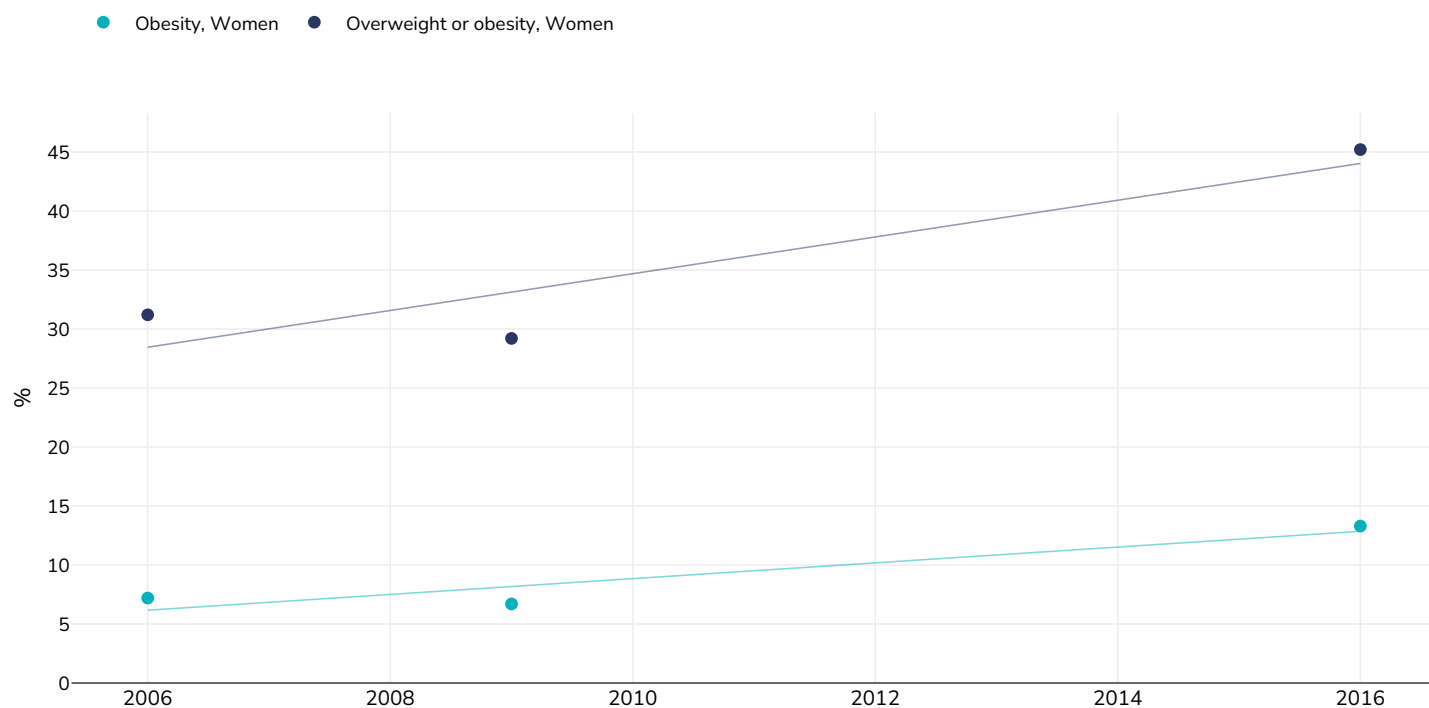
References: 2006: Department of Census and Statistics (DCS) and Ministry of Healthcare and Nutrition (MOH). 2009. Sri Lanka Demographic and Health Survey 2006-07. Colombo, Sri Lanka: DCS and MOH.
 2009: Jayatissa, R., Hossain, S.M., Gunawardana, S., Ranbanda, J.M., Gunathilaka, M. and De Silva, P.C., 2012. Prevalence and associations of overweight among adult women in Sri Lanka: a national survey. Sri Lanka Journal of Diabetes Endocrinology and Metabolism, 2(2).
 2016: Department of Census and Statistics (DCS) and Ministry of Health, Nutrition and Indigenous Medicine 2017. Sri Lanka Demographic and Health Survey 2016 Sri Lanka. <https://www.aidsdatahub.org/resource/sri-lanka-demographic-and-health-survey-2016> (Accessed 02.09.20)

Notes: Aged 15-49

Unless otherwise noted, overweight refers to a BMI between 25kg and 29.9kg/m², obesity refers to a BMI greater than 30kg/m².

Different methodologies may have been used to collect this data and so data from different surveys may not be strictly comparable. Please check with original data sources for methodologies used.

% Adults living with overweight or obesity in Sri Lanka 2006-2016



References: 2006: Department of Census and Statistics (DCS) and Ministry of Healthcare and Nutrition (MOH). 2009. Sri Lanka Demographic and Health Survey 2006-07. Colombo, Sri Lanka: DCS and MOH.
 2009: Jayatissa, R., Hossain, S.M., Gunawardana, S., Ranbanda, J.M., Gunathilaka, M. and De Silva, P.C., 2012. Prevalence and associations of overweight among adult women in Sri Lanka: a national survey. Sri Lanka Journal of Diabetes Endocrinology and Metabolism, 2(2).
 2016: Department of Census and Statistics (DCS) and Ministry of Health, Nutrition and Indigenous Medicine 2017. Sri Lanka Demographic and Health Survey 2016 Sri Lanka. <https://www.aidsdatahub.org/resource/sri-lanka-demographic-and-health-survey-2016> (Accessed 02.09.20)

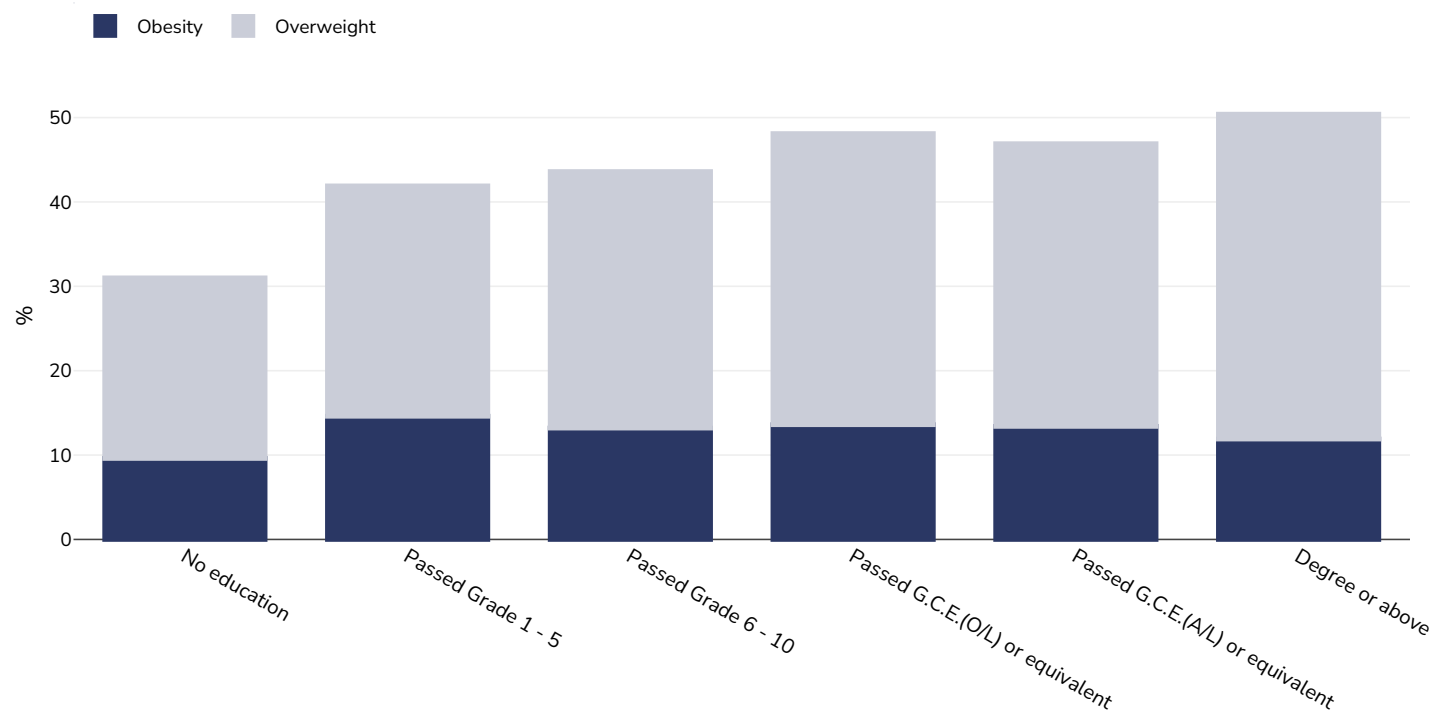
Notes: Aged 15-49

Unless otherwise noted, overweight refers to a BMI between 25kg and 29.9kg/m², obesity refers to a BMI greater than 30kg/m².

Different methodologies may have been used to collect this data and so data from different surveys may not be strictly comparable. Please check with original data sources for methodologies used.

Overweight/obesity by education

Women, 2016

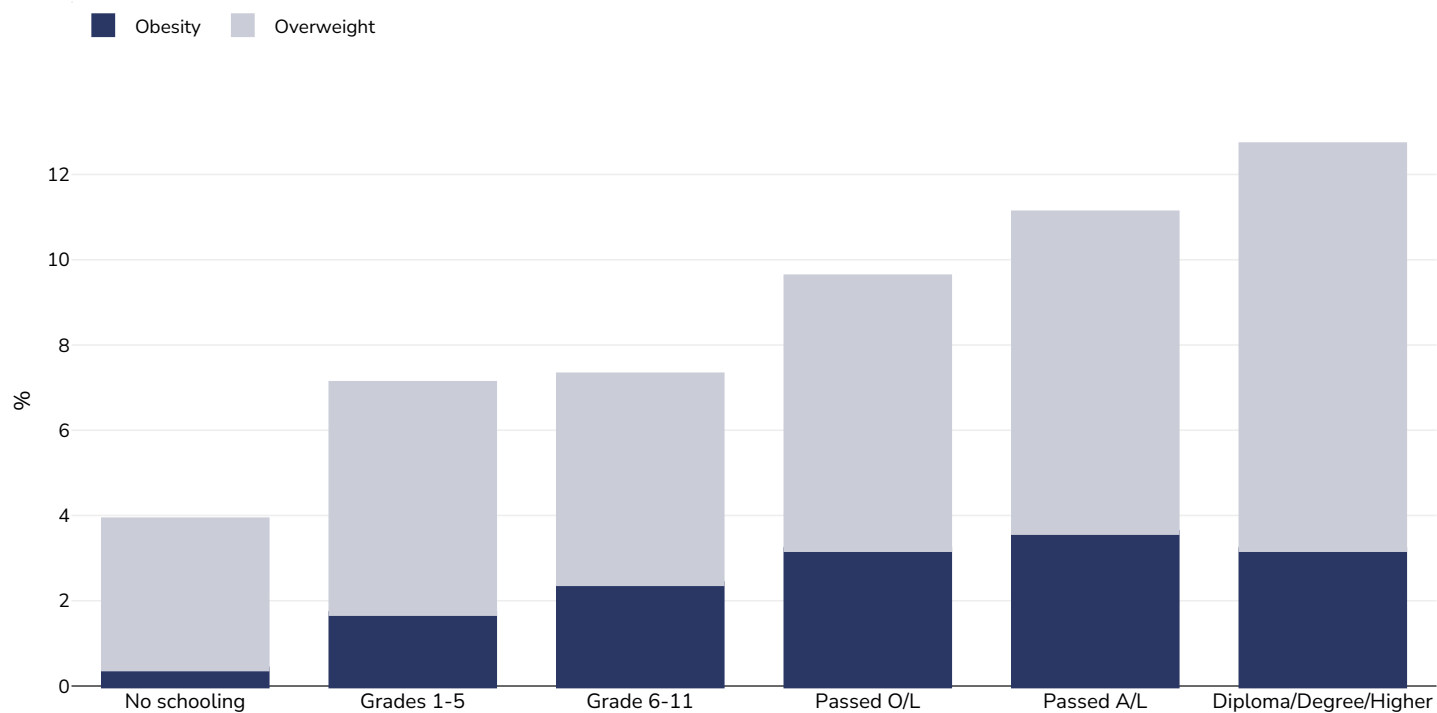


Survey type:	Measured
Age:	15-49
Sample size:	16806
Area covered:	National

References: Department of Census and Statistics (DCS) and Ministry of Health, Nutrition and Indigenous Medicine 2017. Sri Lanka Demographic and Health Survey 2016 Sri Lanka. <https://www.aidsdatahub.org/resource/sri-lanka-demographic-and-health-survey-2016> (Accessed 02.09.20)

Unless otherwise noted, overweight refers to a BMI between 25kg and 29.9kg/m², obesity refers to a BMI greater than 30kg/m².

Children, 2017



Survey type: Measured

Age: 6-12

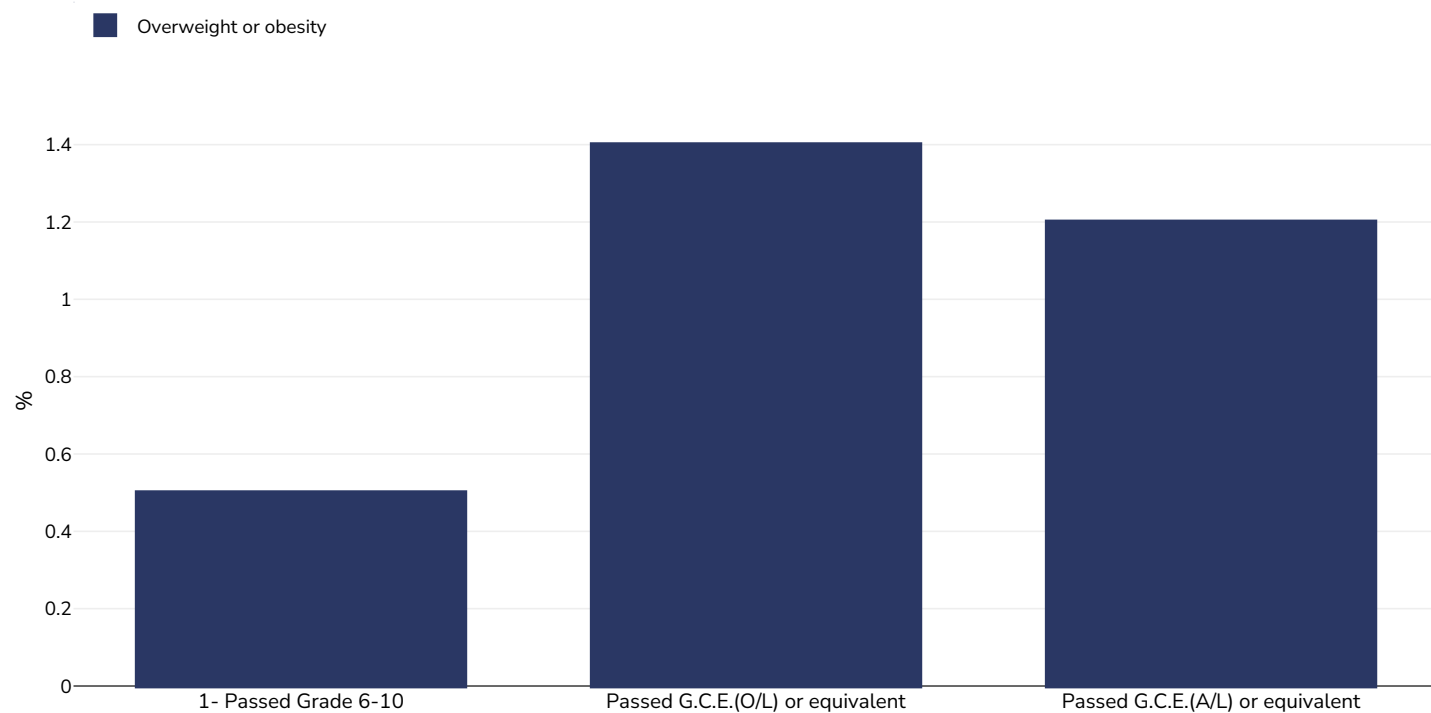
Sample size: 8405

Area covered: National

References: 2017 Nutritional Status, Dietary Practices and Pattern of Physical Activity Among School Children Aged 6-12 Years
<https://www.mri.gov.lk/assets/Nutrition/2017-NUTRITIONAL-STATUS-DIETARY-PRACTICES-AND-PATTERN-OF-PHYSICAL-ACTIVITY-A....pdf> (accessed 29.09.23)

Cutoffs: WHO 2007

Infants, 2016



Survey type: Measured

Sample size: 6978

Area covered: National

References: Department of Census and Statistics (DCS) and Ministry of Health, Nutrition and Indigenous Medicine 2017. Sri Lanka Demographic and Health Survey 2016 Sri Lanka. <https://www.aidsdatahub.org/resource/sri-lanka-demographic-and-health-survey-2016> (Accessed 18.05.21)

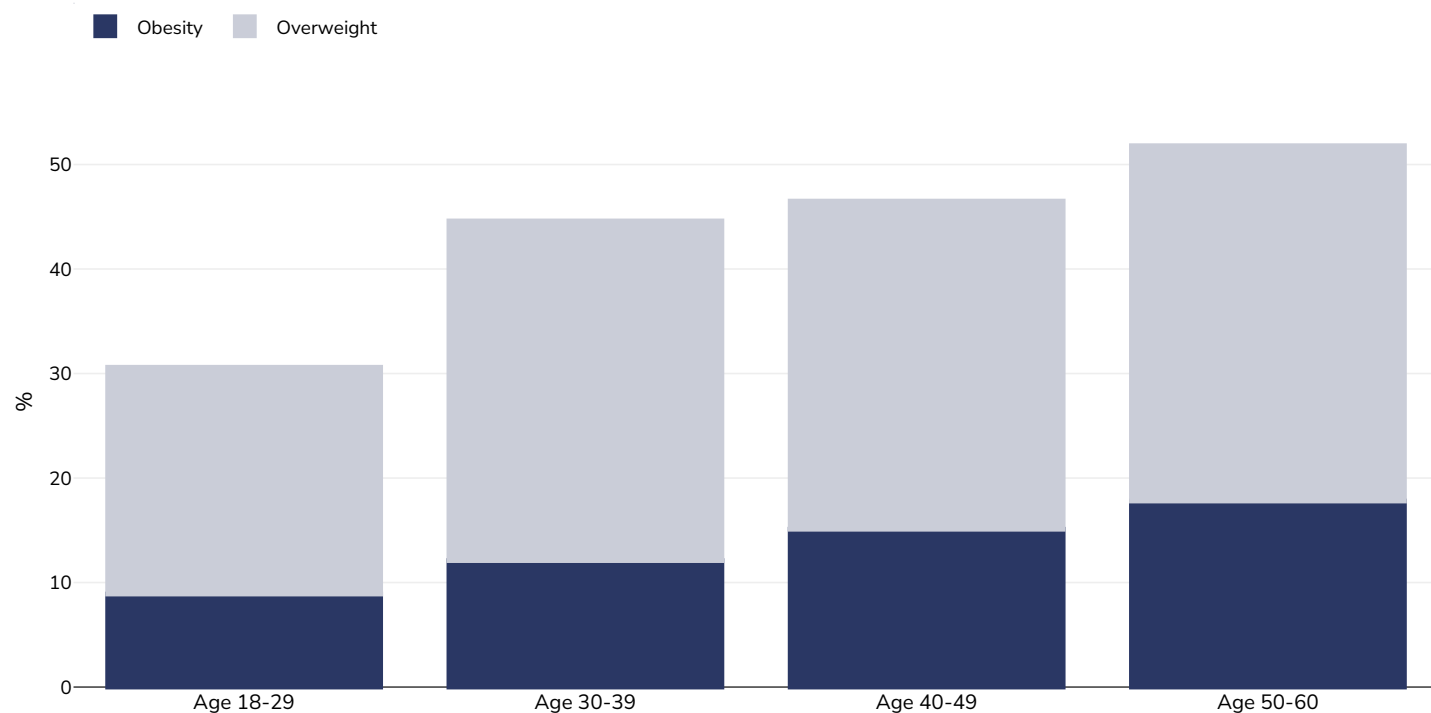
Notes: Infants.

Definitions: Weight for Height. Overweight = >2SD

Cutoffs: Other

Overweight/obesity by age

Women, 2022



Survey type: Measured

Sample size: 1560

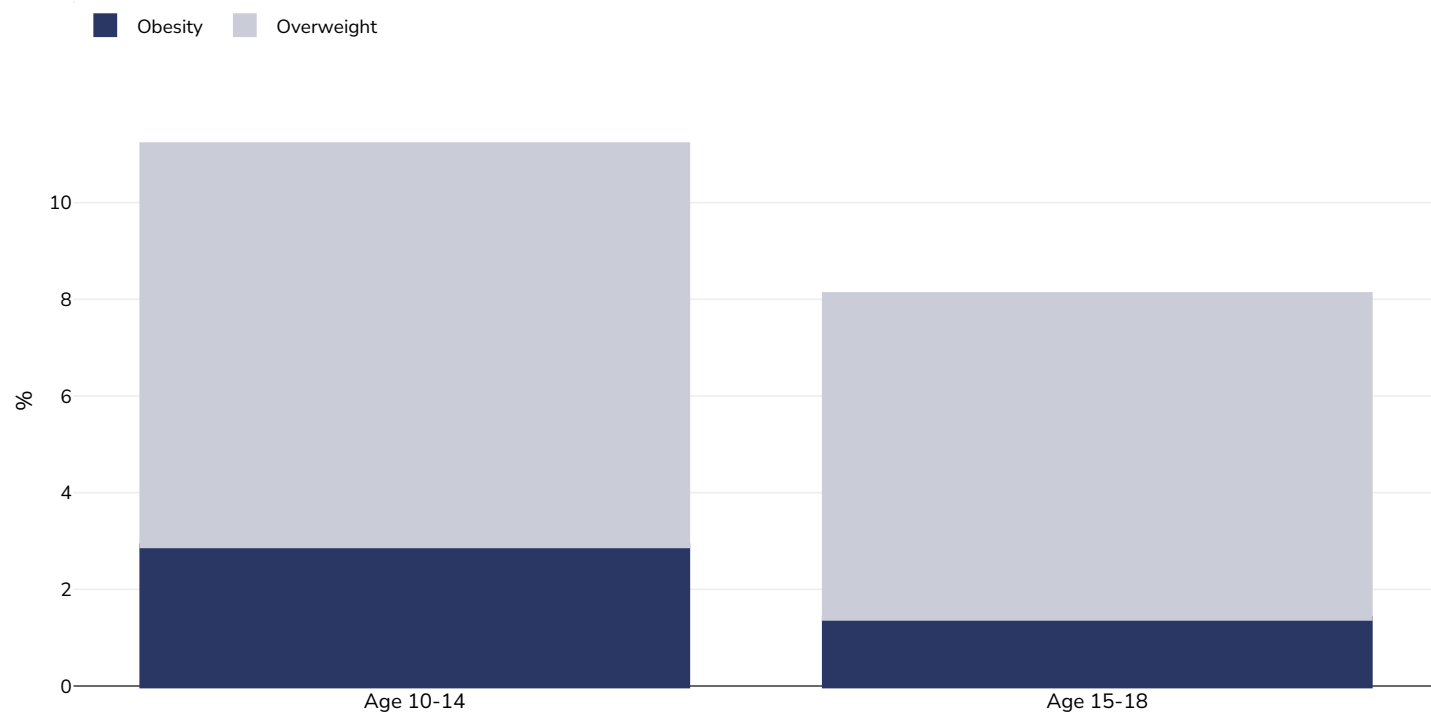
Area covered: National

References: National Nutrition and Micronutrient Survey in Sri Lanka: 2022 <https://www.mri.gov.lk/wp-content/uploads/2023/05/National-Nutrition-and-Micronutrient-Survey-Sri-Lanka-2022.pdf> (Accessed 26.09.23)

Notes: 1560 women

Unless otherwise noted, overweight refers to a BMI between 25kg and 29.9kg/m², obesity refers to a BMI greater than 30kg/m².

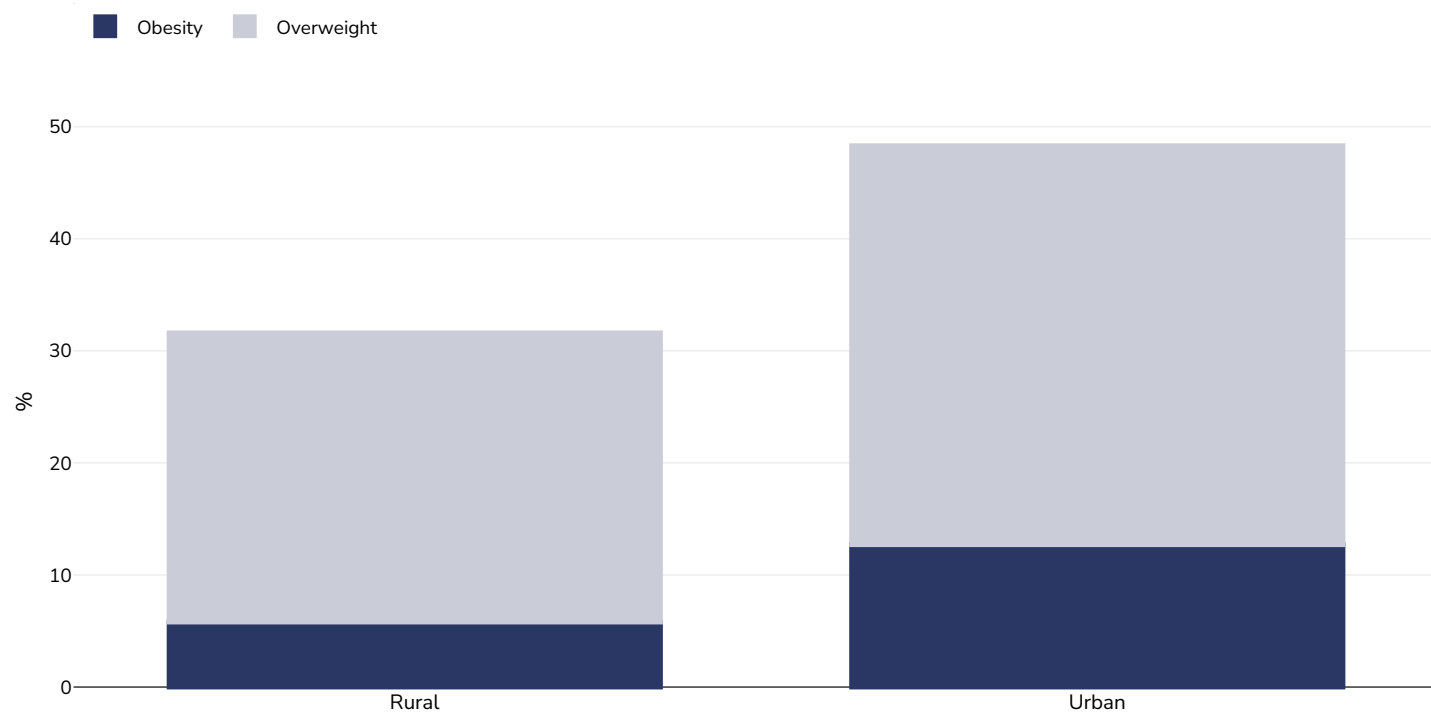
Children, 2017



Survey type:	Measured
Sample size:	2570
Area covered:	National
References:	Jayatissa R, Fervando D.N, Perera A, De Alwis N, National Nutrition and Micronutrient Survey among school adolescents aged 10-18 years in Sri Lanka 2017. Medical research Institute, Ministry of Health, Colombo 2019
Definitions:	BMI-for-age-sex between 1 SD and 2SD as overweight and BMI-for-age-sex >2SD as obesity.
Cutoffs:	WHO

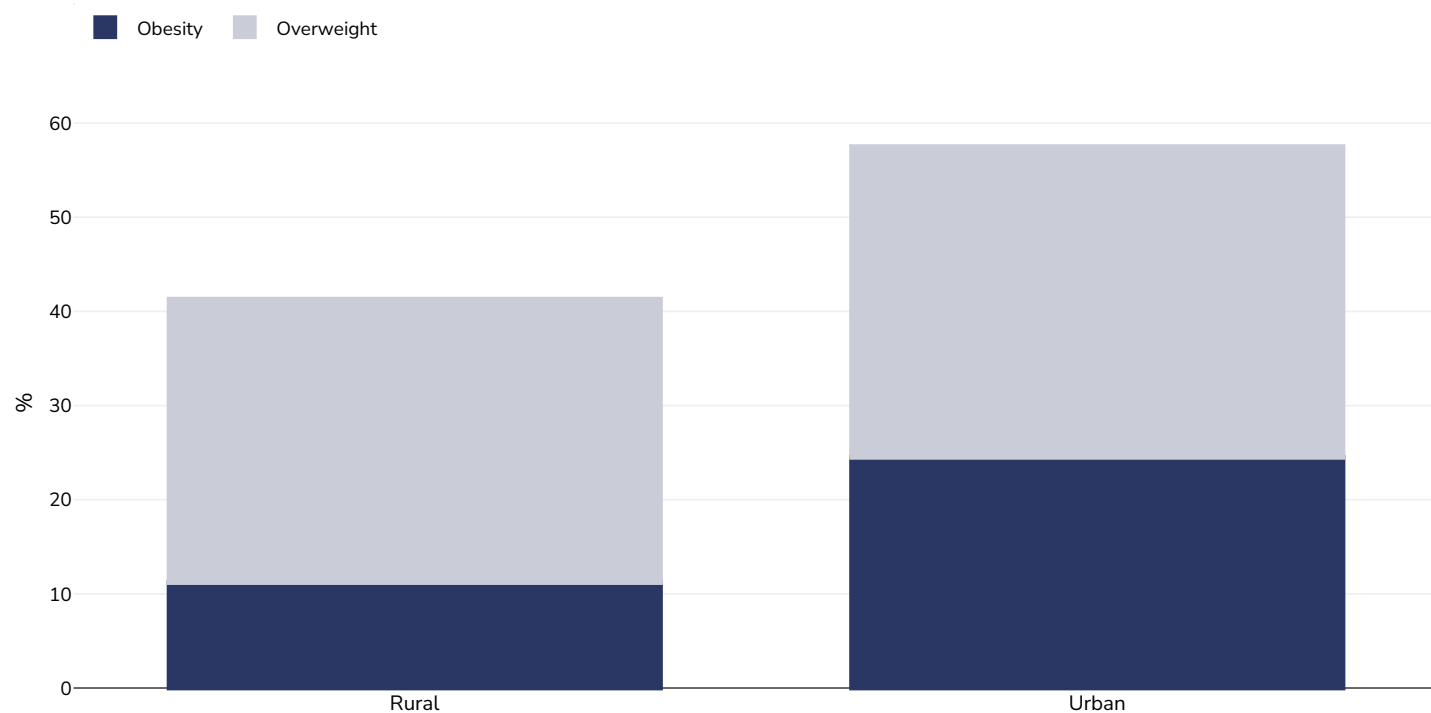
Overweight/obesity by region

Men, 2022



Survey type:	Measured
Age:	18-60
Sample size:	2352
Area covered:	National
References:	National Nutrition and Micronutrient Survey in Sri Lanka: 2022 https://www.mri.gov.lk/wp-content/uploads/2023/05/National-Nutrition-and-Micronutrient-Survey-Sri-Lanka-2022.pdf (Accessed 26.09.23)
Notes:	1560 women and 792 men
<i>Unless otherwise noted, overweight refers to a BMI between 25kg and 29.9kg/m², obesity refers to a BMI greater than 30kg/m².</i>	

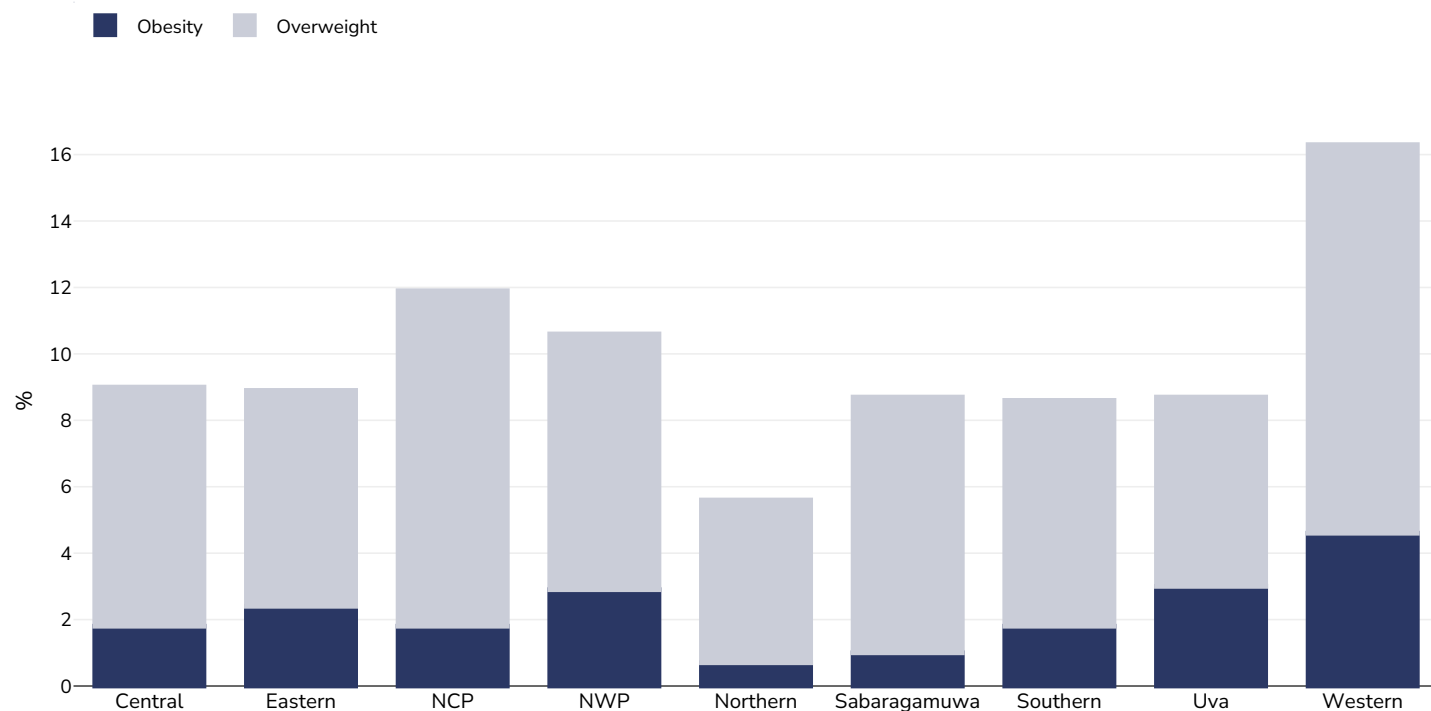
Women, 2022



Survey type:	Measured
Age:	18-60
Sample size:	2352
Area covered:	National
References:	National Nutrition and Micronutrient Survey in Sri Lanka: 2022 https://www.mri.gov.lk/wp-content/uploads/2023/05/National-Nutrition-and-Micronutrient-Survey-Sri-Lanka-2022.pdf (Accessed 26.09.23)
Notes:	1560 women and 792 men

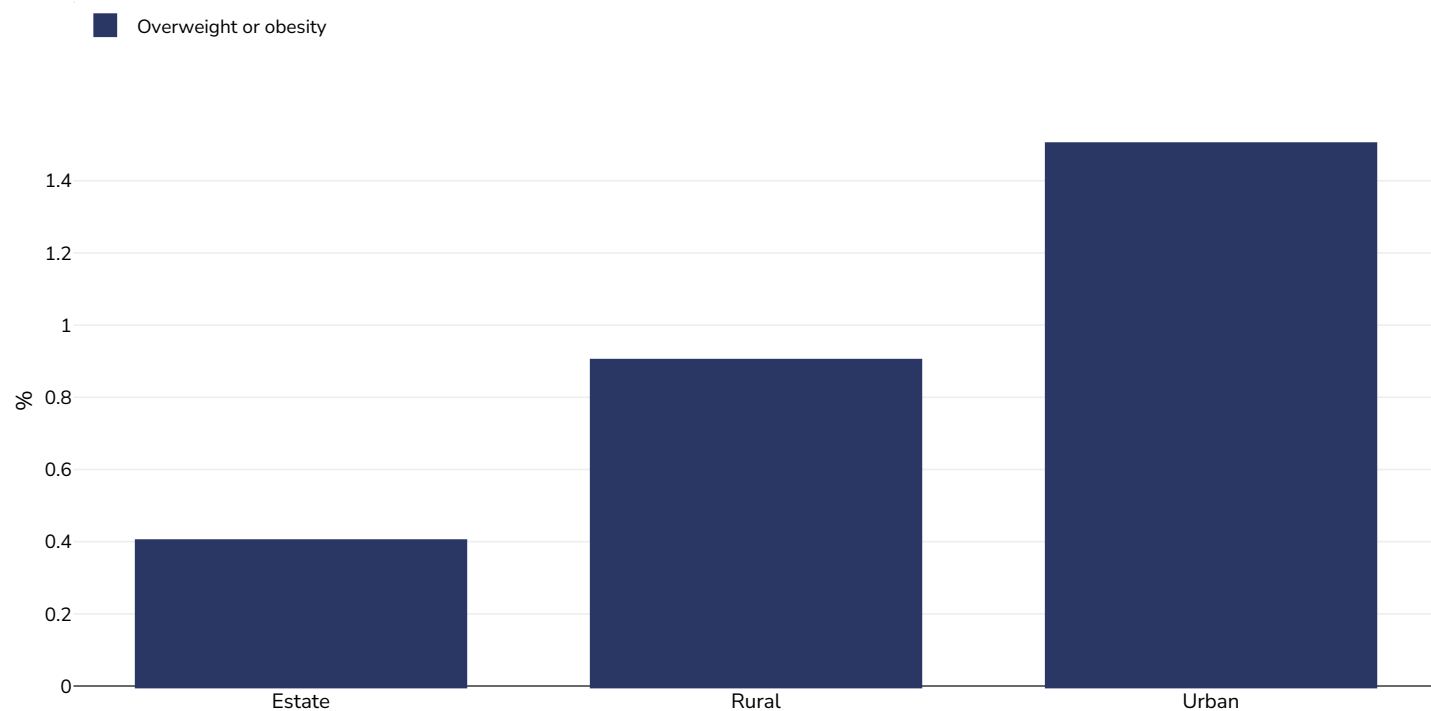
Unless otherwise noted, overweight refers to a BMI between 25kg and 29.9kg/m², obesity refers to a BMI greater than 30kg/m².

Children, 2017



Survey type:	Measured
Age:	10-18
Sample size:	2570
Area covered:	National
References:	Jayatissa R, Fervando D.N, Perera A, De Alwis N, National Nutrition and Micronutrient Survey among school adolescents aged 10-18 years in Sri Lanka 2017. Medical research Institute, Ministry of Health, Colombo 2019
Definitions:	BMI-for-age-sex between 1 SD and 2SD as overweight and BMI-for-age-sex >2SD as obesity.
Cutoffs:	WHO

Infants, 2016



Survey type: Measured

Sample size: 7908

Area covered: National

References: Department of Census and Statistics (DCS) and Ministry of Health, Nutrition and Indigenous Medicine 2017. Sri Lanka Demographic and Health Survey 2016 Sri Lanka. <https://www.aidsdatahub.org/resource/sri-lanka-demographic-and-health-survey-2016> (Accessed 18.05.21)

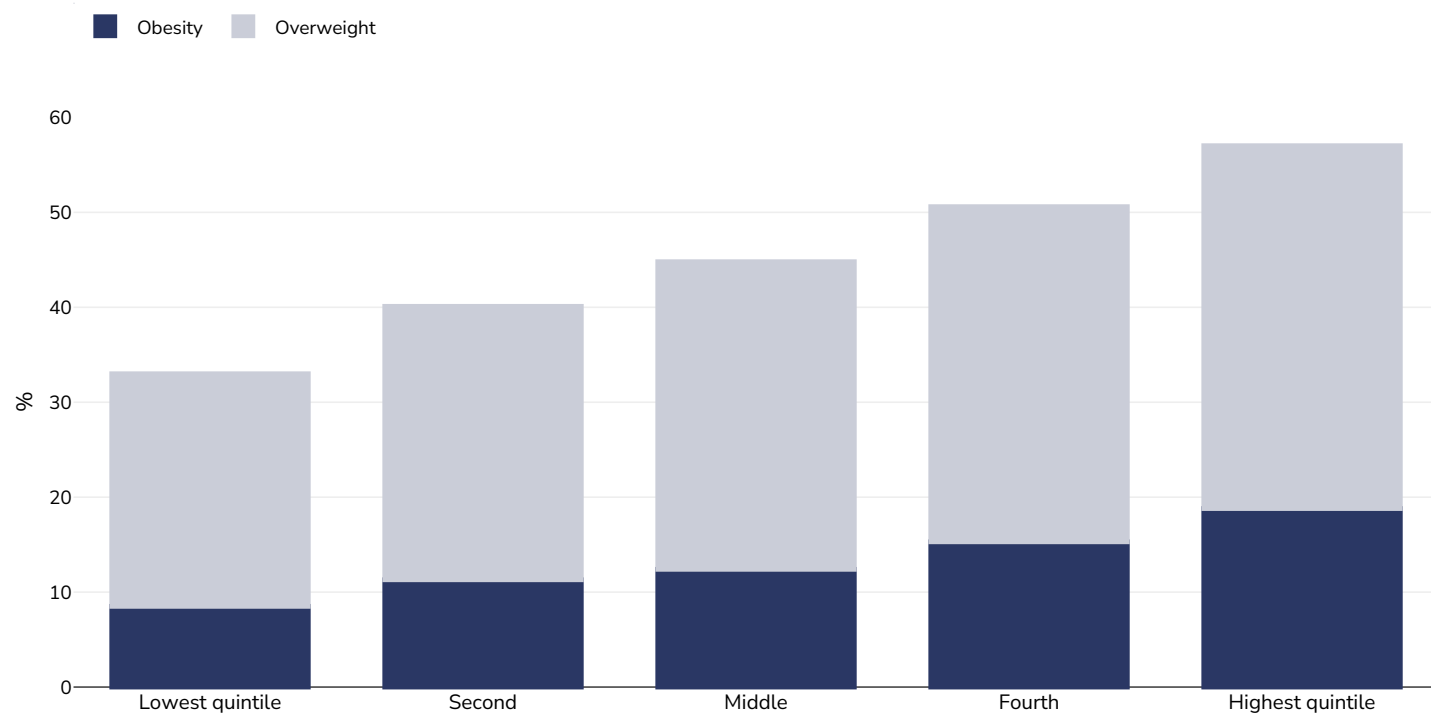
Notes: Infants.

Definitions: Weight for Height. Overweight = >2SD

Cutoffs: Other

Overweight/obesity by socio-economic group

Women, 2016

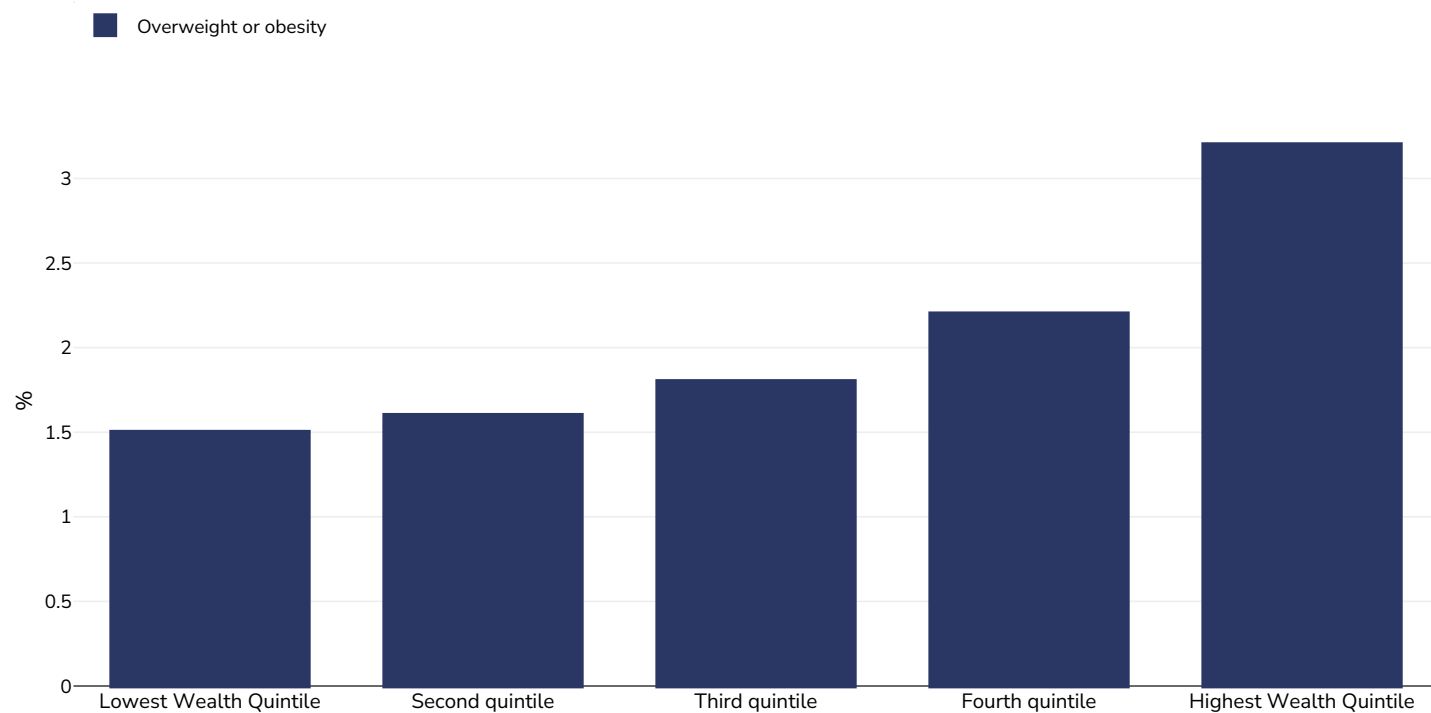


Survey type:	Measured
Age:	15-49
Sample size:	16806
Area covered:	National

References: Department of Census and Statistics (DCS) and Ministry of Health, Nutrition and Indigenous Medicine 2017. Sri Lanka Demographic and Health Survey 2016 Sri Lanka. <https://www.aidsdatahub.org/resource/sri-lanka-demographic-and-health-survey-2016> (Accessed 02.09.20)

Unless otherwise noted, overweight refers to a BMI between 25kg and 29.9kg/m², obesity refers to a BMI greater than 30kg/m².

Infants, 2016



Sample size: 7823

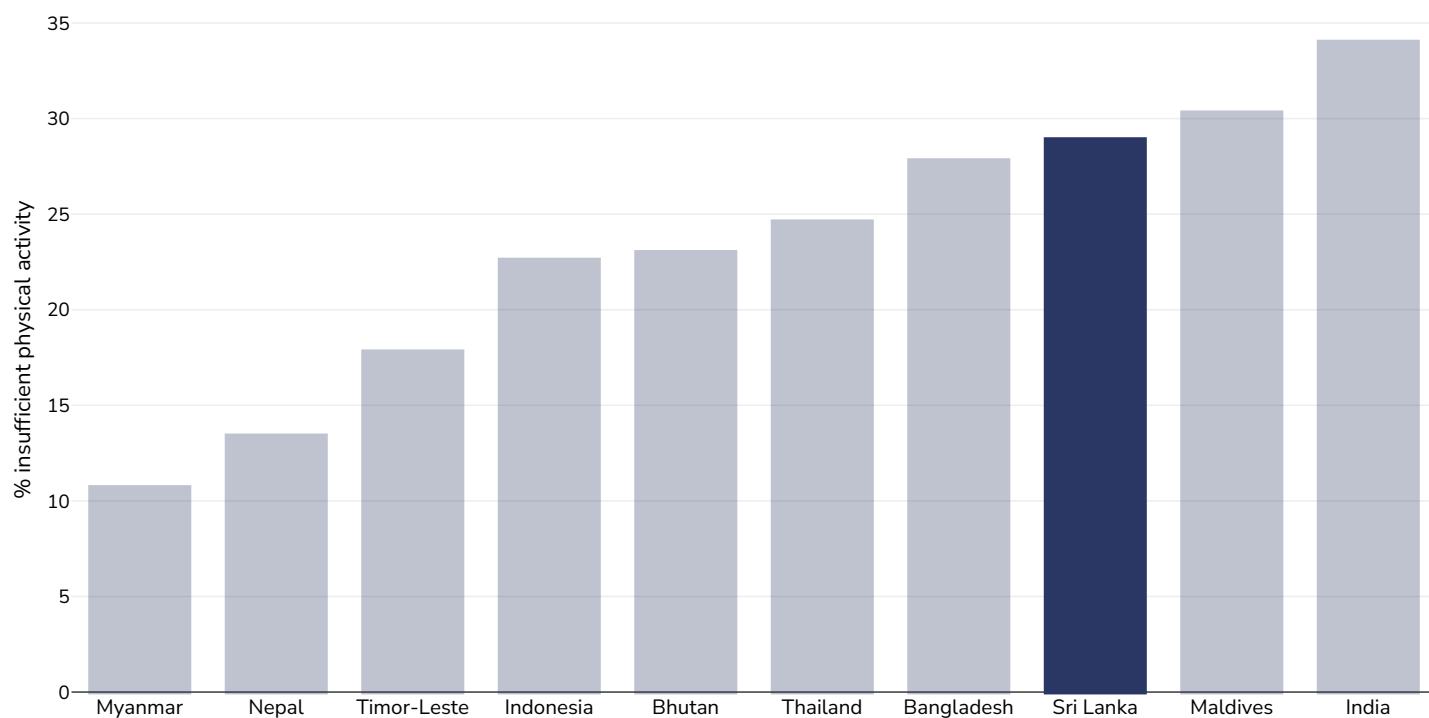
References: DHS-Style: Sri Lanka Demographic and Health Survey 2016

Notes: UNICEF/WHO/World Bank Joint Child Malnutrition Estimates Expanded Database: Overweight (Survey Estimates), May 2023, New York. For more information about the methodology, please consult <https://data.unicef.org/resources/jme-2023-country-consultations/> Percentage of children under 5 years of age falling above 2 standard deviations (moderate and severe) from the median weight-for-height of the reference population.

Definitions: =>+2SD

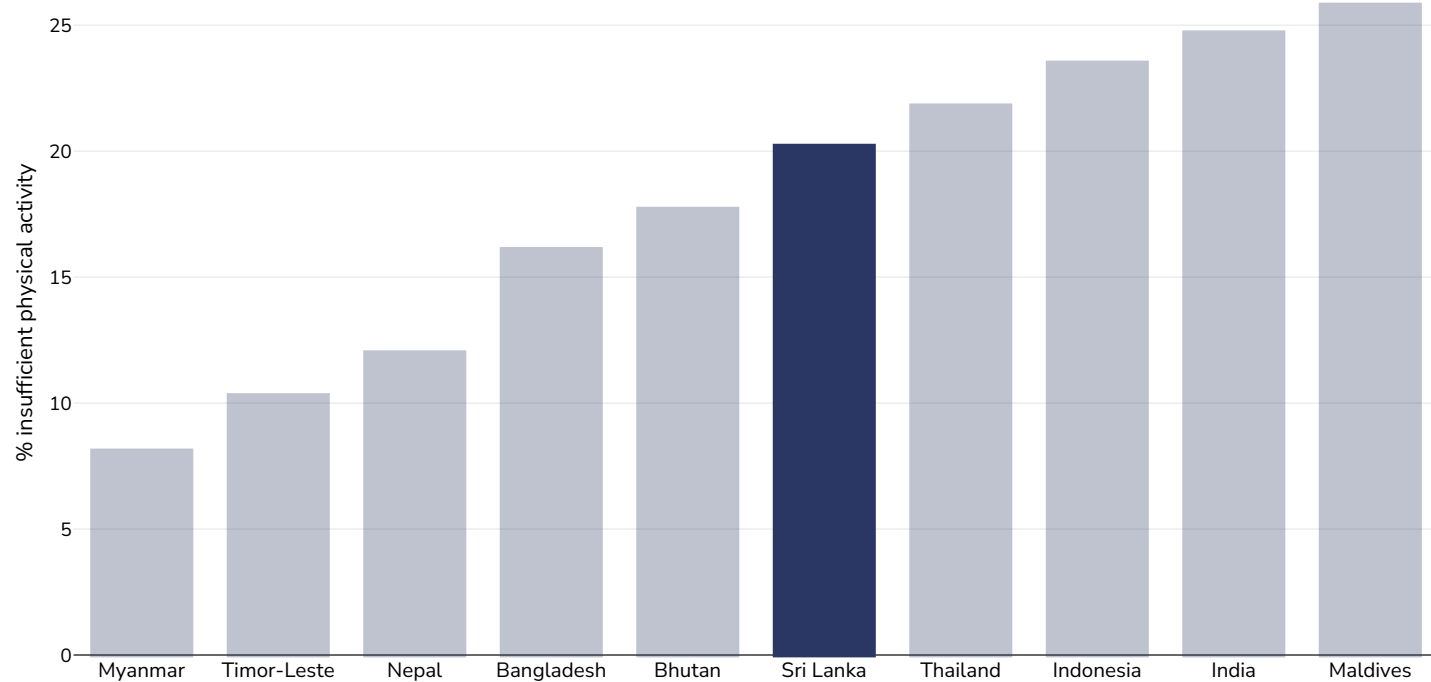
Insufficient physical activity

Adults, 2016



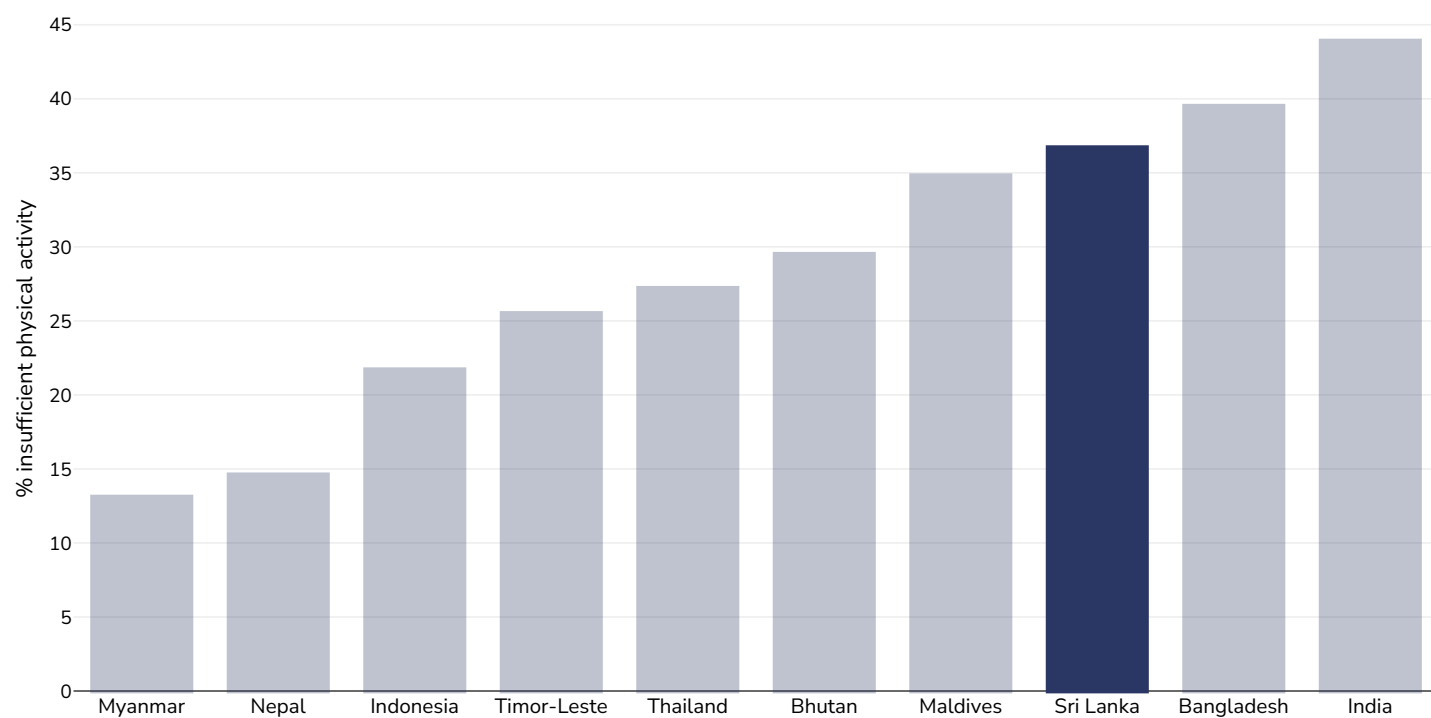
References: Guthold R, Stevens GA, Riley LM, Bull FC. Worldwide trends in insufficient physical activity from 2001 to 2016: a pooled analysis of 358 population-based surveys with 1.9 million participants. Lancet 2018 [http://dx.doi.org/10.1016/S2214-109X\(18\)30357-7](http://dx.doi.org/10.1016/S2214-109X(18)30357-7)

Men, 2016



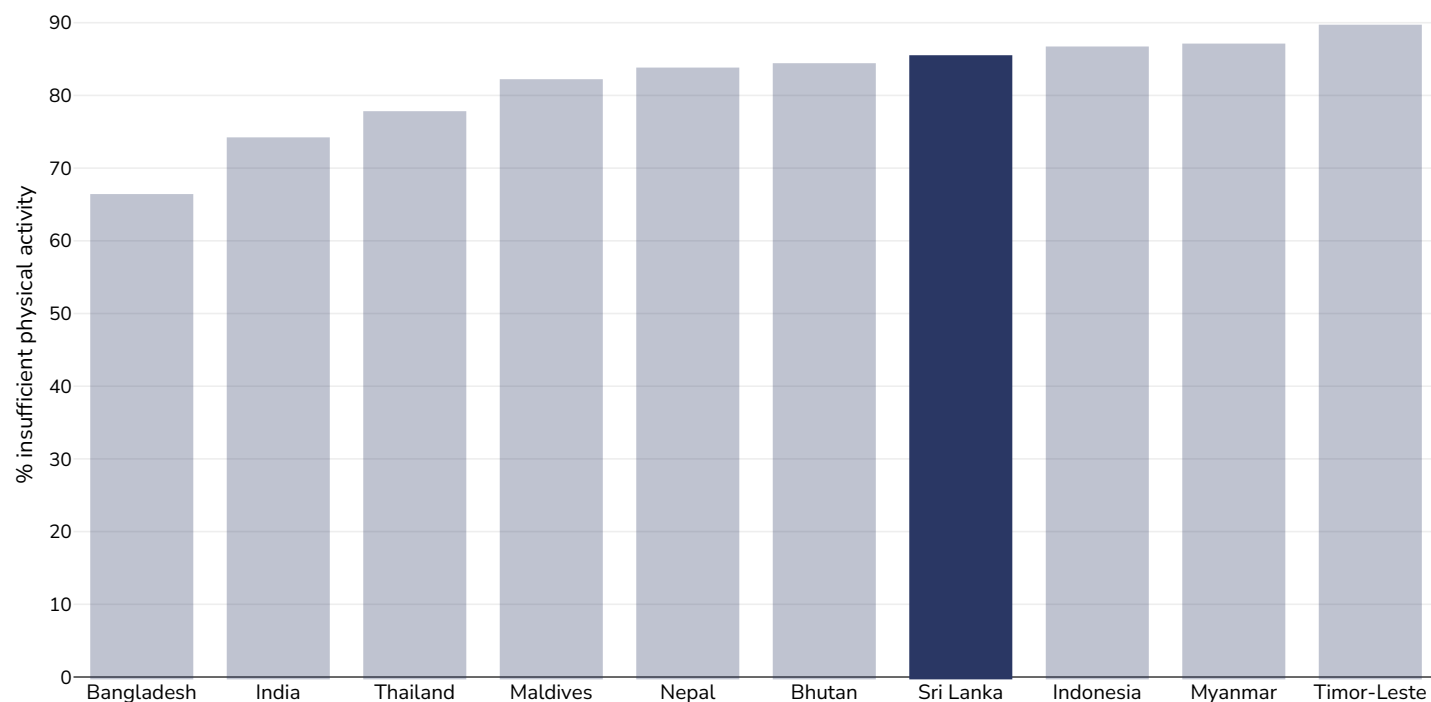
References: Guthold R, Stevens GA, Riley LM, Bull FC. Worldwide trends in insufficient physical activity from 2001 to 2016: a pooled analysis of 358 population-based surveys with 1.9 million participants. Lancet 2018 [http://dx.doi.org/10.1016/S2214-109X\(18\)30357-7](http://dx.doi.org/10.1016/S2214-109X(18)30357-7)

Women, 2016



References: Guthold R, Stevens GA, Riley LM, Bull FC. Worldwide trends in insufficient physical activity from 2001 to 2016: a pooled analysis of 358 population-based surveys with 1.9 million participants. Lancet 2018 [http://dx.doi.org/10.1016/S2214-109X\(18\)30357-7](http://dx.doi.org/10.1016/S2214-109X(18)30357-7)

Children, 2016



Survey
type:

Self-reported

Age:

11-17

References:

Global Health Observatory data repository, World Health Organisation,
<https://apps.who.int/gho/data/node.main.A893ADO?lang=en> (last accessed 16.03.21)

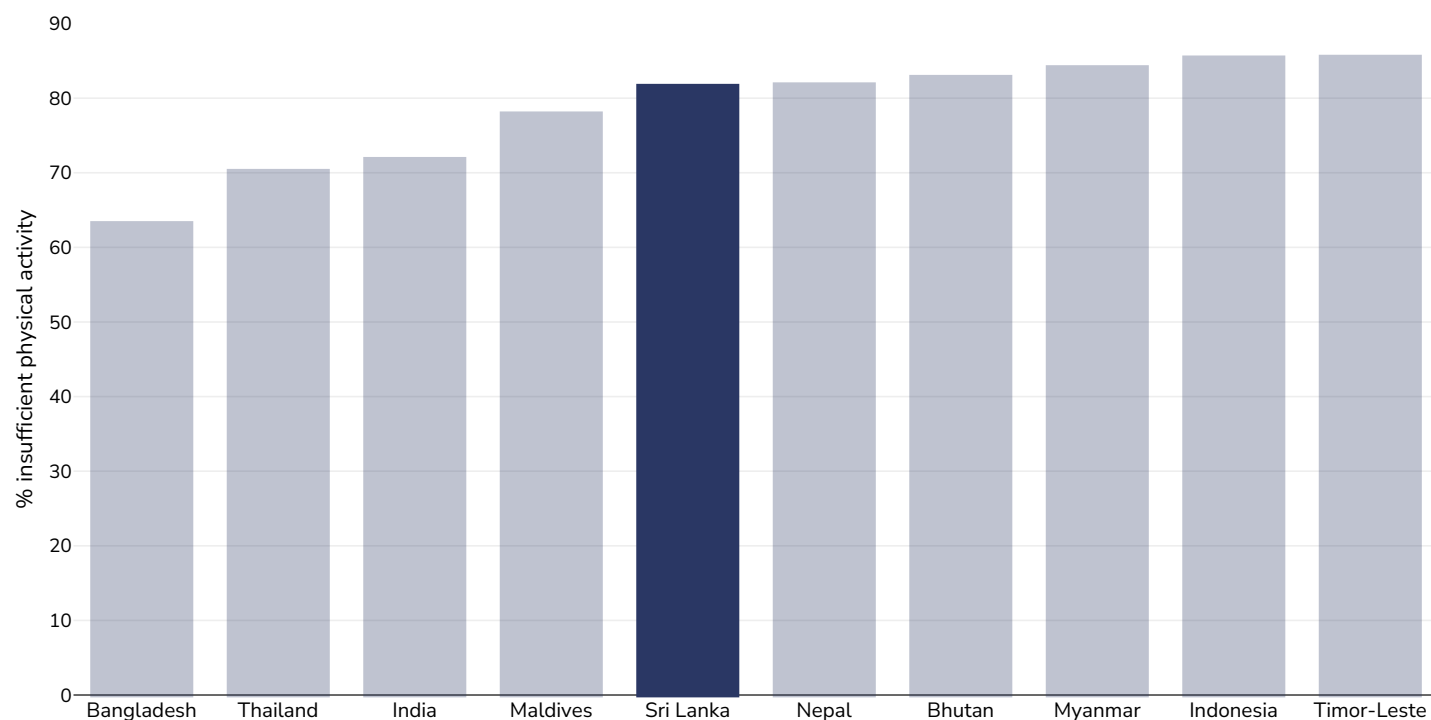
Notes:

% of school going adolescents not meeting WHO recommendations on Physical Activity for Health, i.e. doing less than 60 minutes of moderate- to vigorous-intensity physical activity daily.

Definitions:

% Adolescents insufficiently active (age standardised estimate)

Boys, 2016



Survey
type:

Self-reported

Age:

11-17

References:

Global Health Observatory data repository, World Health Organisation,
<https://apps.who.int/gho/data/node.main.A893ADO?lang=en> (last accessed 16.03.21)

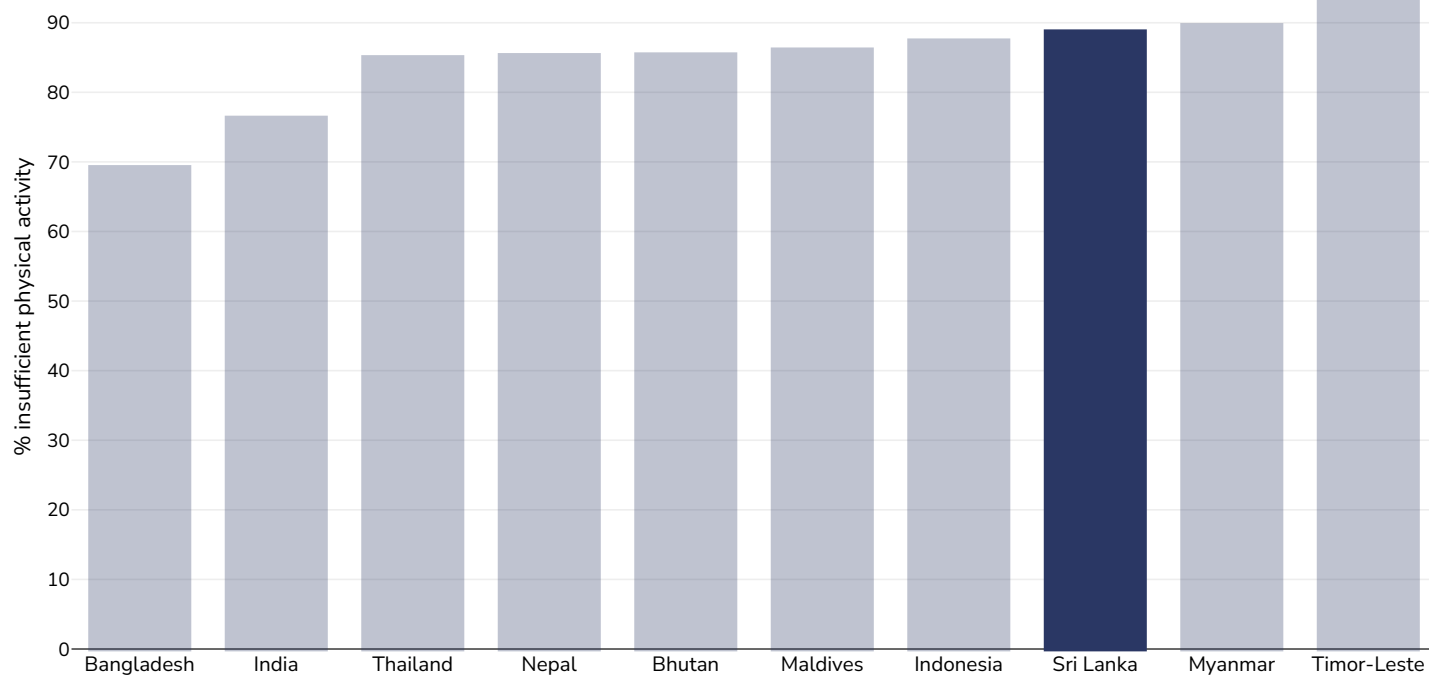
Notes:

% of school going adolescents not meeting WHO recommendations on Physical Activity for Health, i.e. doing less than 60 minutes of moderate- to vigorous-intensity physical activity daily.

Definitions:

% Adolescents insufficiently active (age standardised estimate)

Girls, 2016



Survey type:

Self-reported

Age:

11-17

References:

Global Health Observatory data repository, World Health Organisation, <https://apps.who.int/gho/data/node.main.A893ADO?lang=en> (last accessed 16.03.21)

Notes:

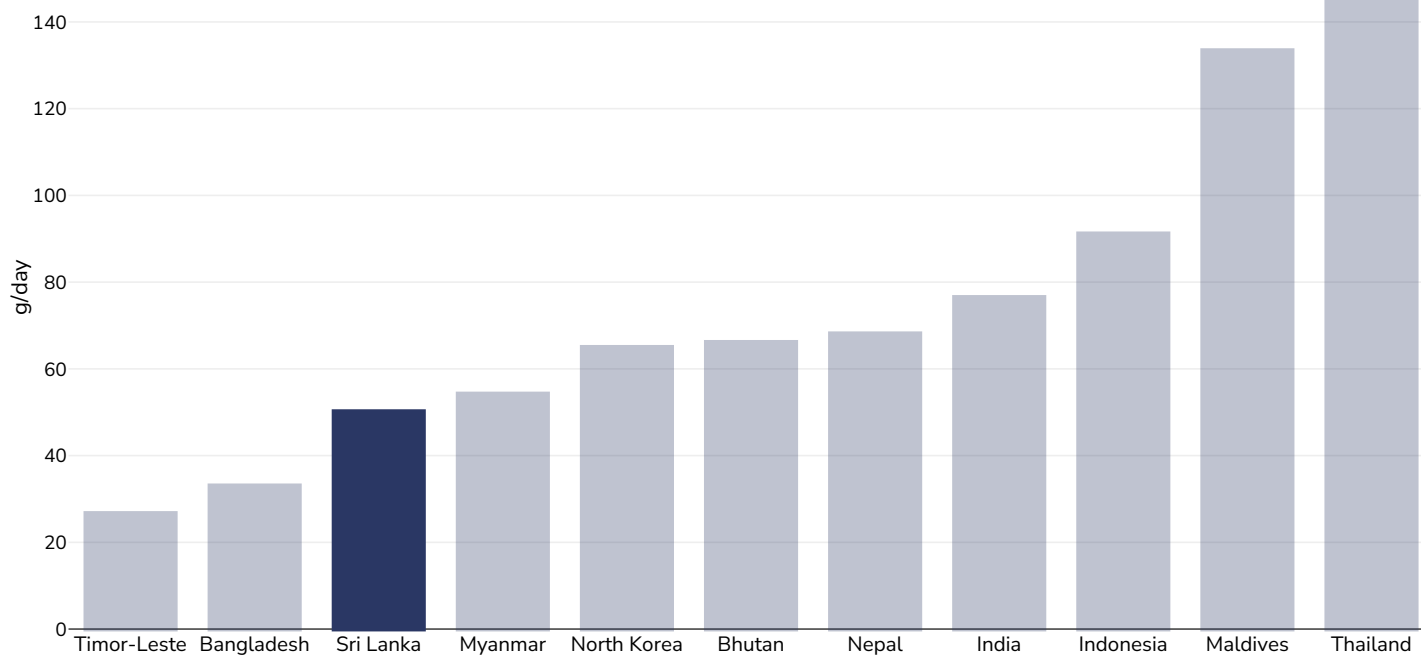
% of school going adolescents not meeting WHO recommendations on Physical Activity for Health, i.e. doing less than 60 minutes of moderate- to vigorous-intensity physical activity daily.

Definitions:

% Adolescents insufficiently active (age standardised estimate)

Estimated per capita fruit intake

Adults, 2017



Survey type: Measured

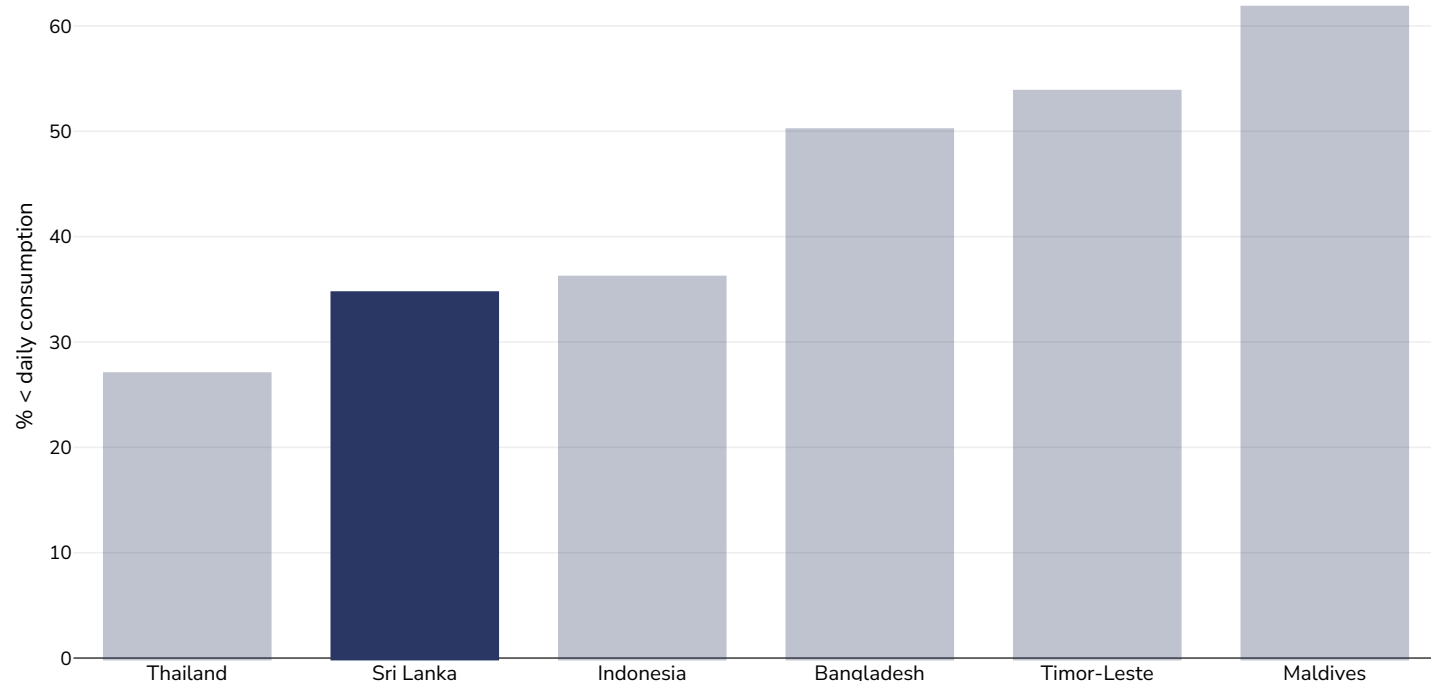
Age: 25+

References: Global Burden of Disease, the Institute for Health Metrics and Evaluation <http://ghdx.healthdata.org/>

Definitions: Estimated per-capita fruit intake (g/day)

Prevalence of less than daily fruit consumption

Children, 2008-2015



Survey type: Measured

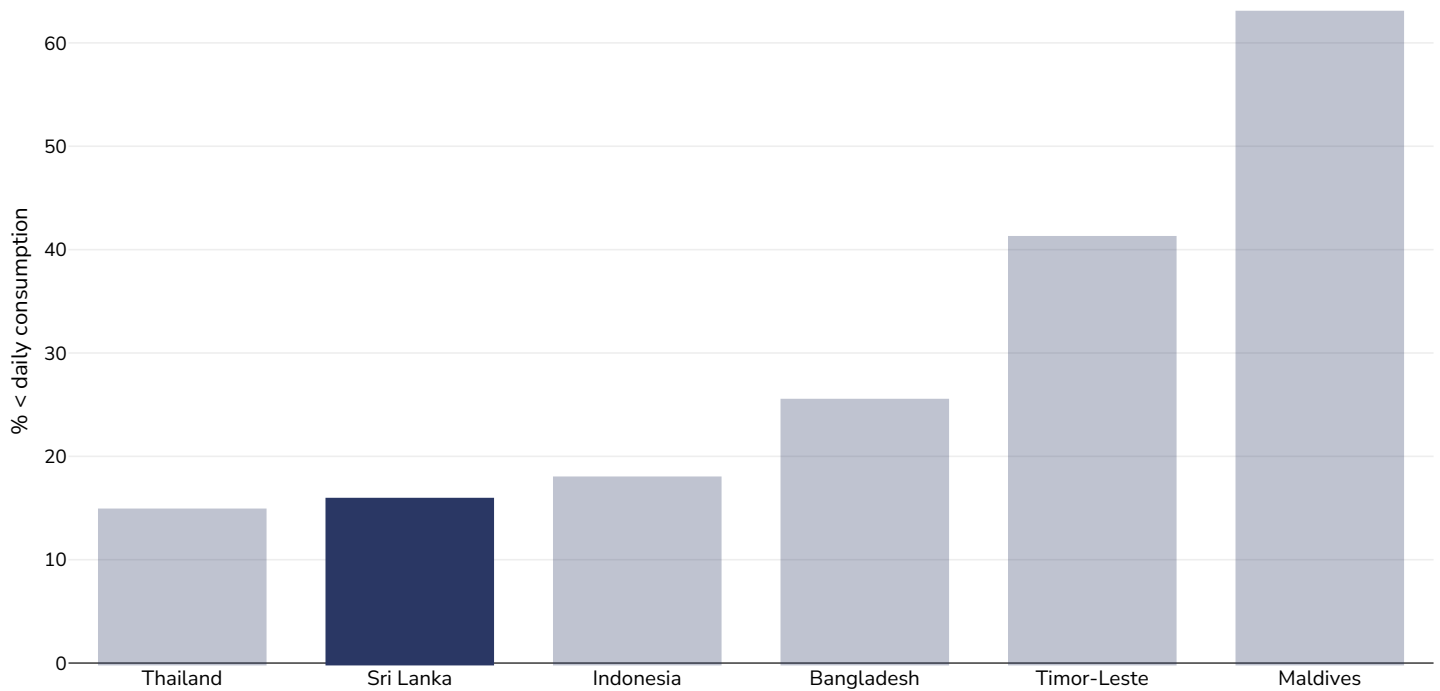
Age: 12-17

References: Global School-based Student Health Surveys. Beal et al (2019). Global Patterns of Adolescent Fruit, Vegetable, Carbonated Soft Drink, and Fast-food consumption: A meta-analysis of global school-based student health surveys. Food and Nutrition Bulletin. <https://doi.org/10.1177/0379572119848287>. Sourced from Food Systems Dashboard <http://www.foodsystemsdashboard.org/food-system>

Definitions: Prevalence of less-than-daily fruit consumption (% less-than-daily fruit consumption)

Prevalence of less than daily vegetable consumption

Children, 2008-2015



Survey type: Measured

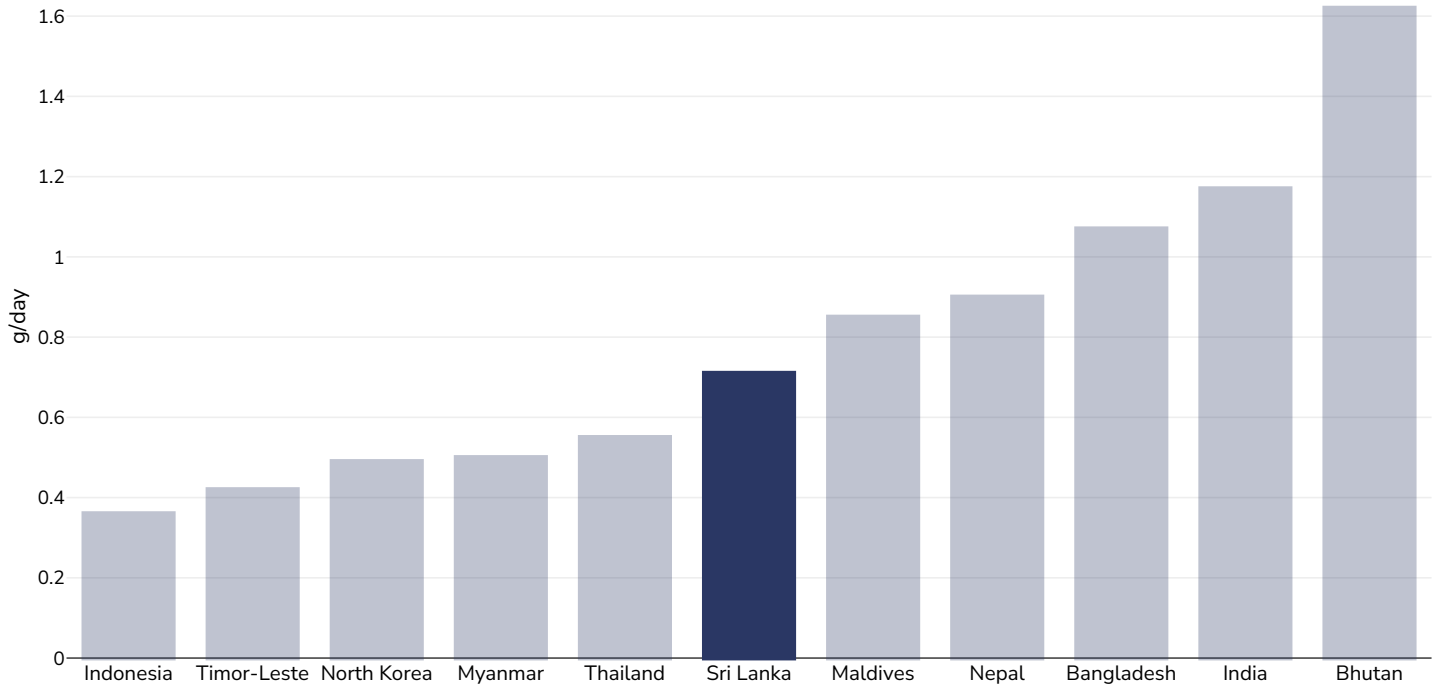
Age: 12-17

References: Beal et al. (2019). Global Patterns of Adolescent Fruit, Vegetable, Carbonated Soft Drink, and Fast-food consumption: A meta-analysis of global school-based student health surveys. Food and Nutrition Bulletin. <https://doi.org/10.1177/0379572119848287> sourced from Food Systems Dashboard <http://www.foodsystemsdashboard.org/food-system>

Definitions: Prevalence of less-than-daily vegetable consumption (% less-than-daily vegetable consumption)

Estimated per-capita processed meat intake

Adults, 2017



Survey type:

Measured

Age:

25+

References:

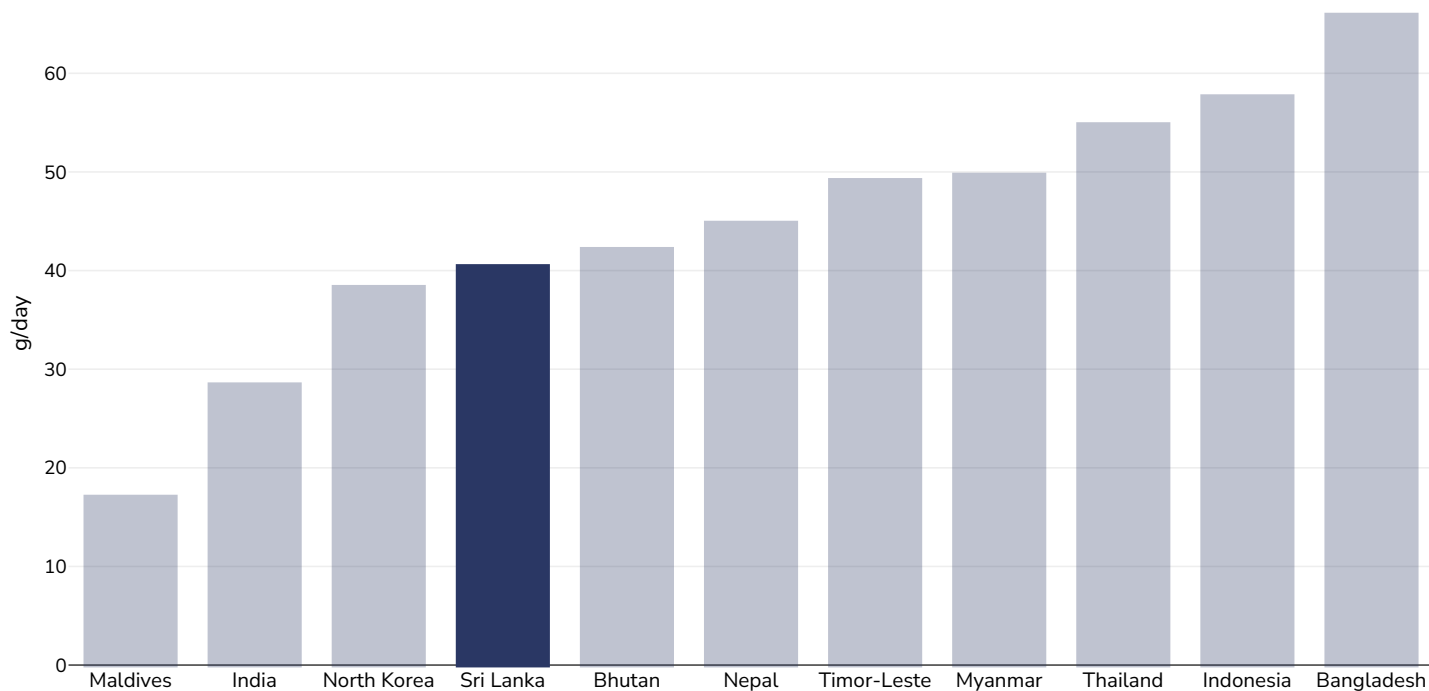
Global Burden of Disease, the Institute for Health Metrics and Evaluation <http://ghdx.healthdata.org/>

Definitions:

Estimated per-capita processed meat intake (g per day)

Estimated per capita whole grains intake

Adults, 2017



Survey type: Measured

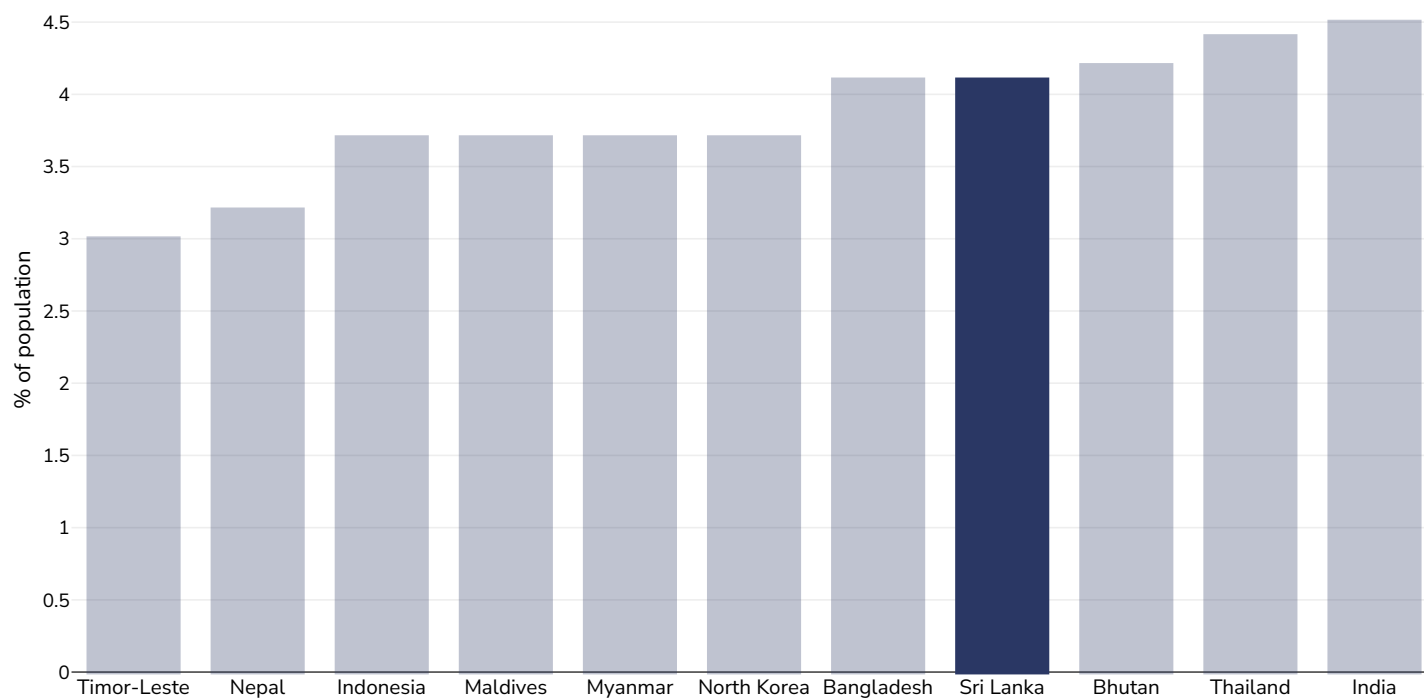
Age: 25+

References: Global Burden of Disease, the Institute for Health Metrics and Evaluation <http://ghdx.healthdata.org/>

Definitions: Estimated per-capita whole grains intake (g/day)

Mental health - depression disorders

Adults, 2015

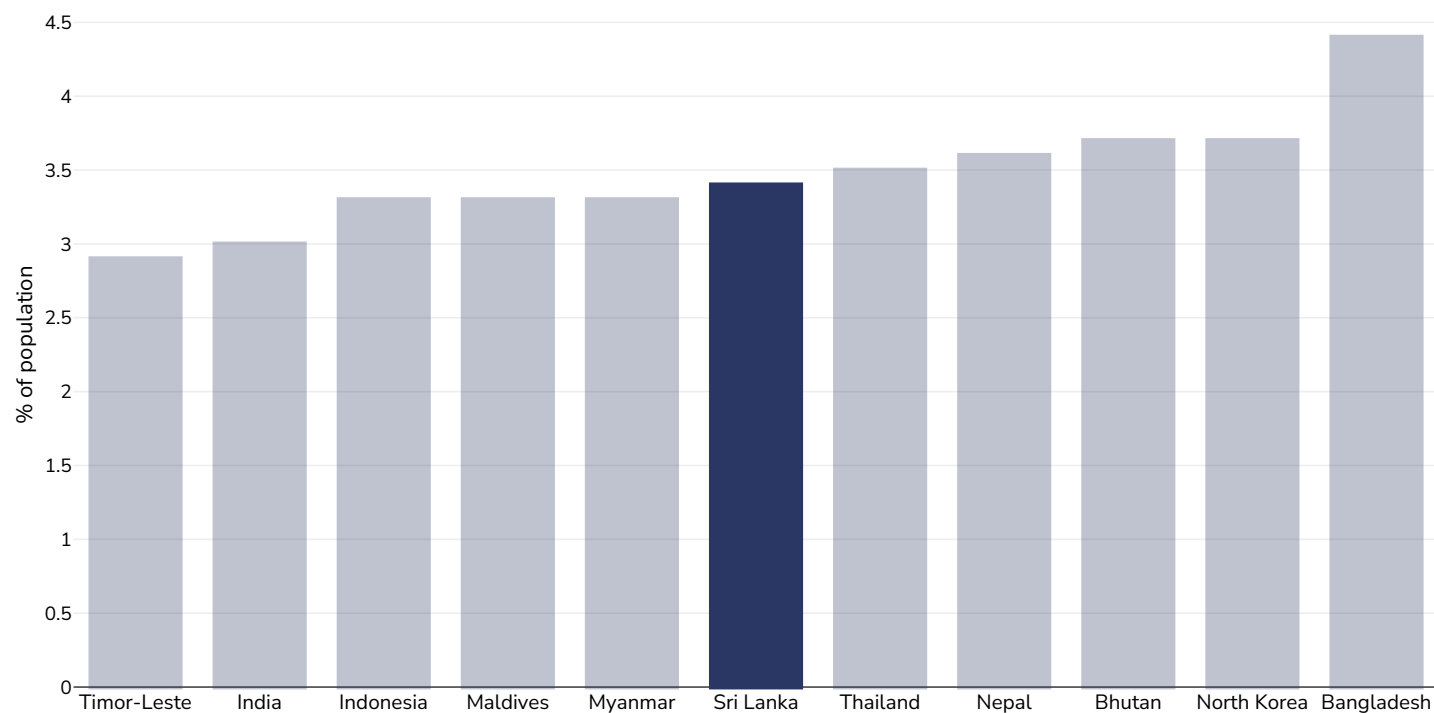


References: Prevalence data from Global Burden of Disease study 2015 (<http://ghdx.healthdata.org>) published in: Depression and Other Common Mental Disorders: Global Health Estimates. Geneva:World Health Organization; 2017. Licence: CC BY-NC-SA 3.0 IGO.

Definitions: % of population with depression disorders

Mental health - anxiety disorders

Adults, 2015

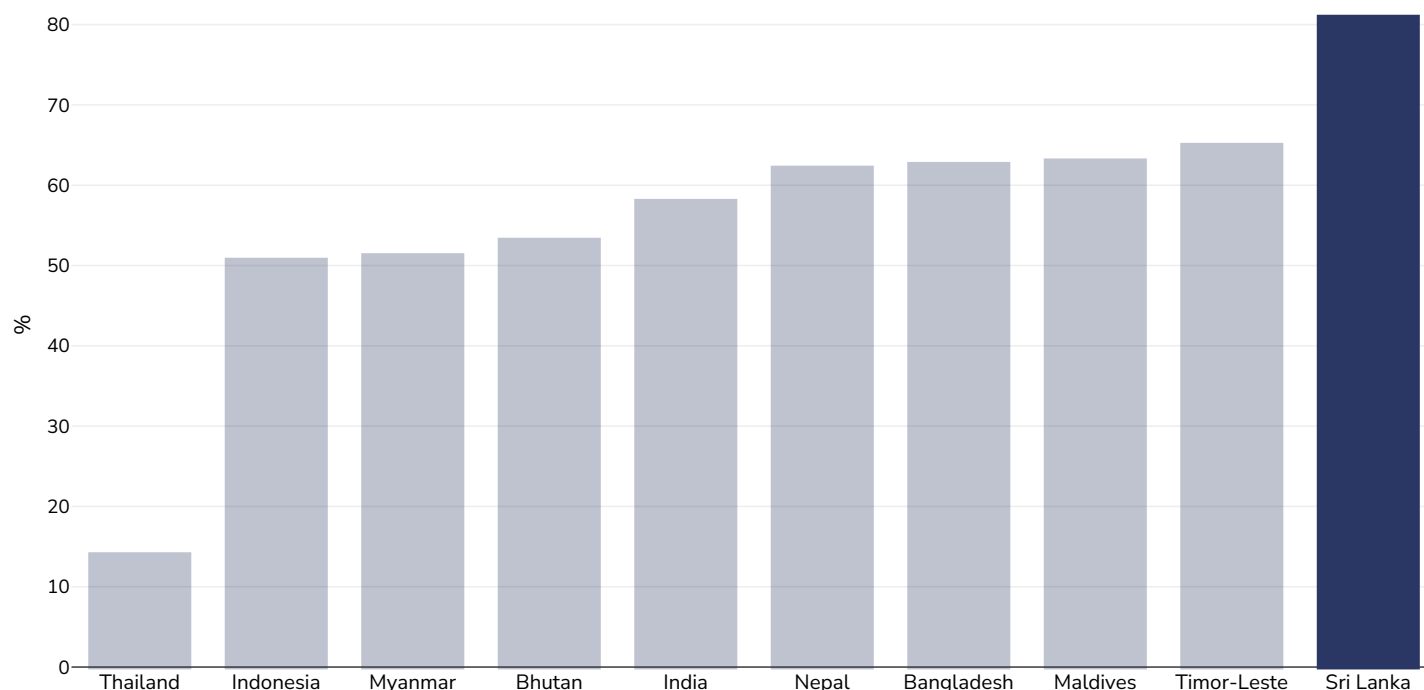


References: Prevalence data from Global Burden of Disease study 2015 (<http://ghdx.healthdata.org>) published in: Depression and Other Common Mental Disorders: Global Health Estimates. Geneva:World Health Organization; 2017. Licence: CC BY-NC-SA 3.0 IGO.

Definitions: % of population with anxiety disorders

% Infants exclusively breastfed 0-5 months

Children, 2015-2020



Area covered: National

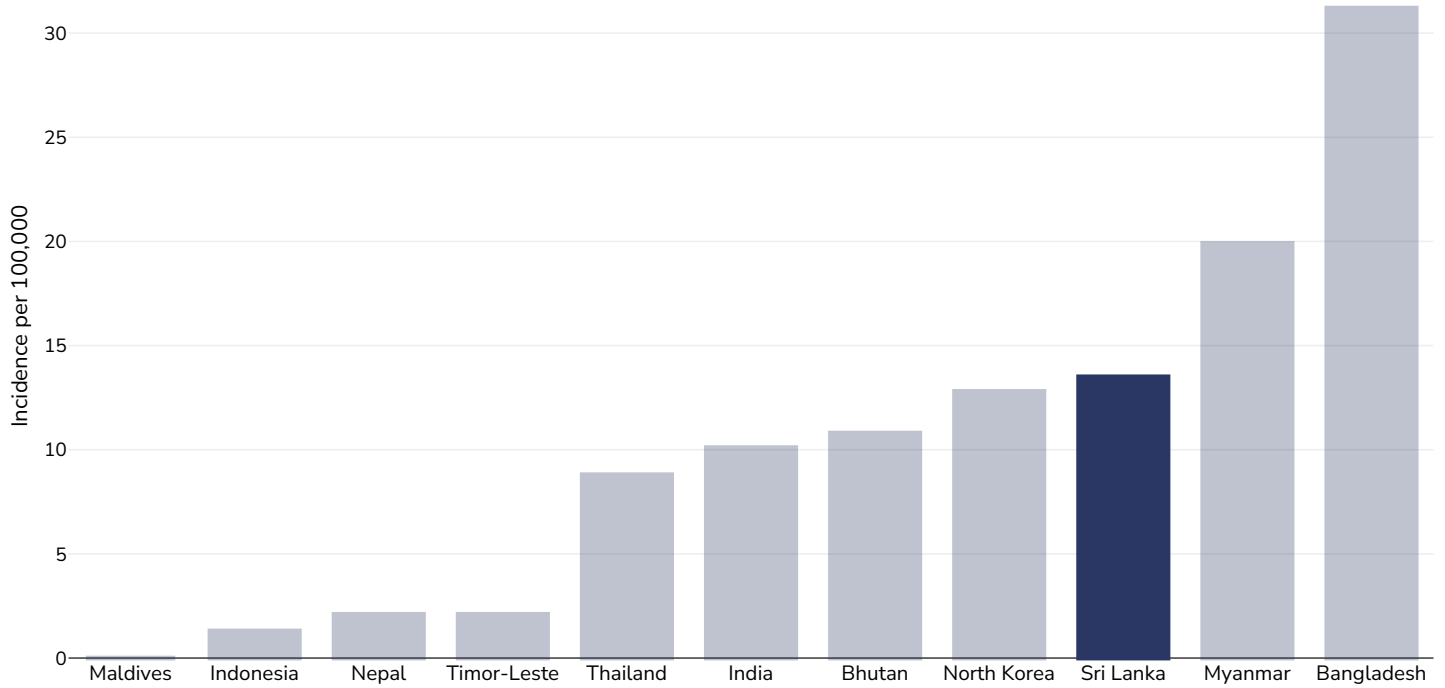
References: Sri Lanka Demographic and Health Survey 2016

Notes: See UNICEF website for further survey information. Available at : <https://data.unicef.org/resources/dataset/infant-young-child-feeding/> (last accessed 28.9.21) Citation: United Nations Children's Fund, Division of Data, Analysis, Planning and Monitoring (2021). Global UNICEF Global Databases: Infant and Young Child Feeding: Exclusive breastfeeding, New York, September 2021.

Definitions: % exclusively breastfed 0-5 months

Oesophageal cancer

Men, 2020



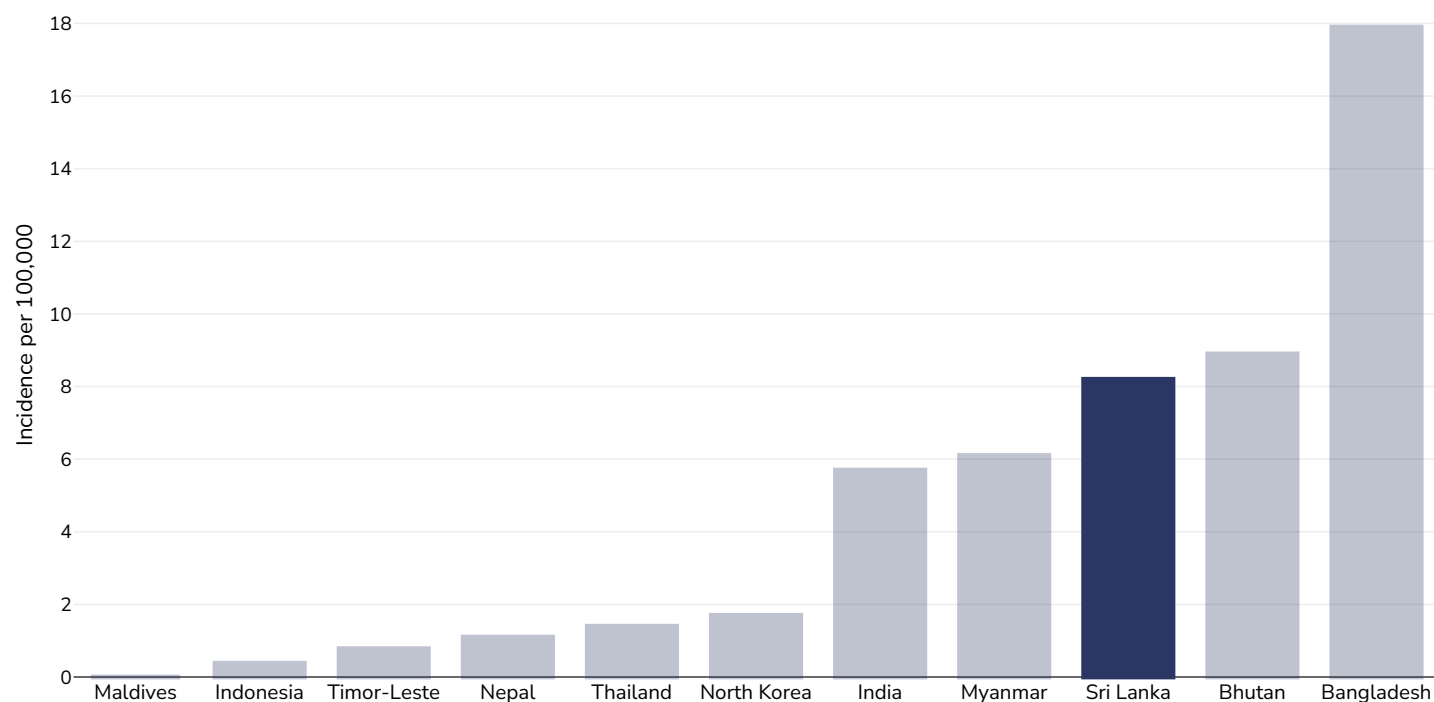
Age: 20+

Area covered: National

References: Ferlay J, Ervik M, Lam F, Colombet M, Mery L, Piñeros M, Znaor A, Soerjomataram I, Bray F (2020). Global Cancer Observatory: Cancer Today. Lyon, France: International Agency for Research on Cancer. Available from: <https://gco.iarc.fr/today>, accessed 10.01.2331

Definitions: Age-standardized incidence rates per 100 000

Women, 2020



Age: 20+

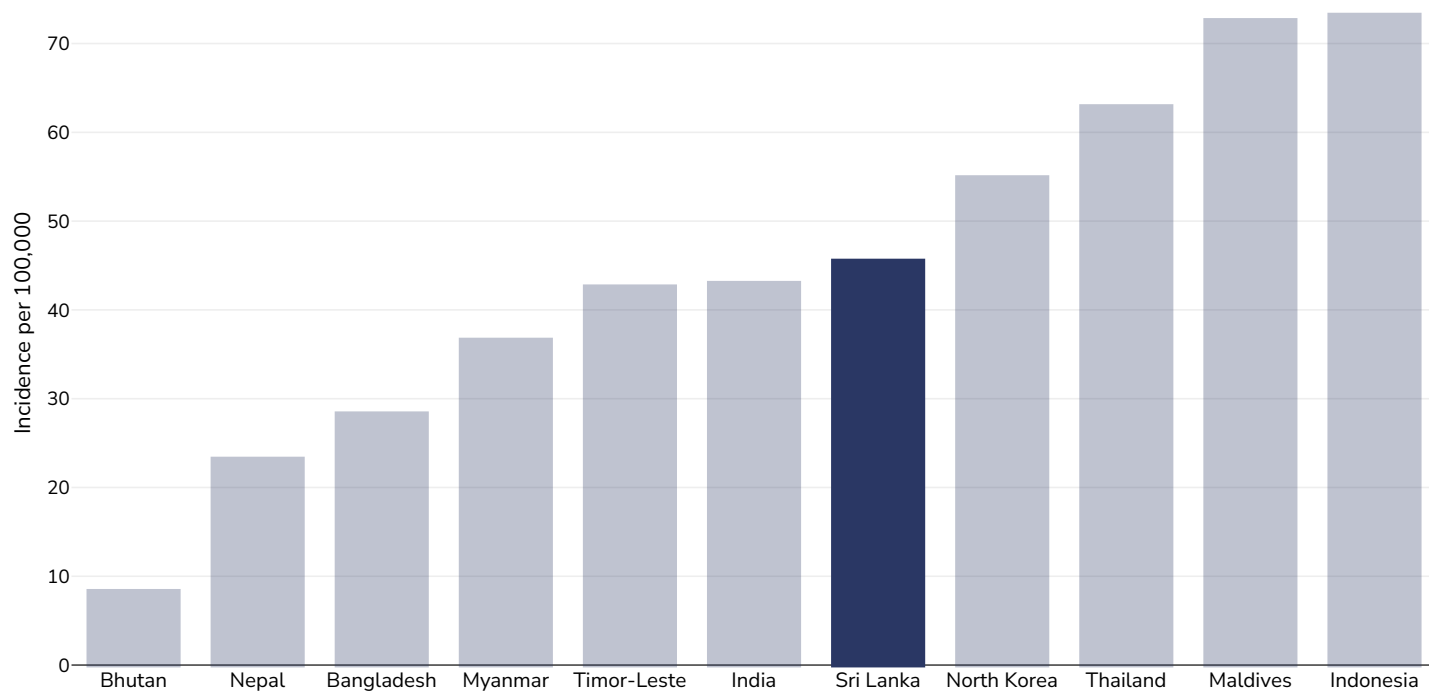
Area covered: National

References: Ferlay J, Ervik M, Lam F, Colombet M, Mery L, Piñeros M, Znaor A, Soerjomataram I, Bray F (2020). Global Cancer Observatory: Cancer Today. Lyon, France: International Agency for Research on Cancer. Available from: <https://gco.iarc.fr/today>, accessed 10.01.2331

Definitions: Age-standardized incidence rates per 100 000

Breast cancer

Women, 2020



Age: 20+

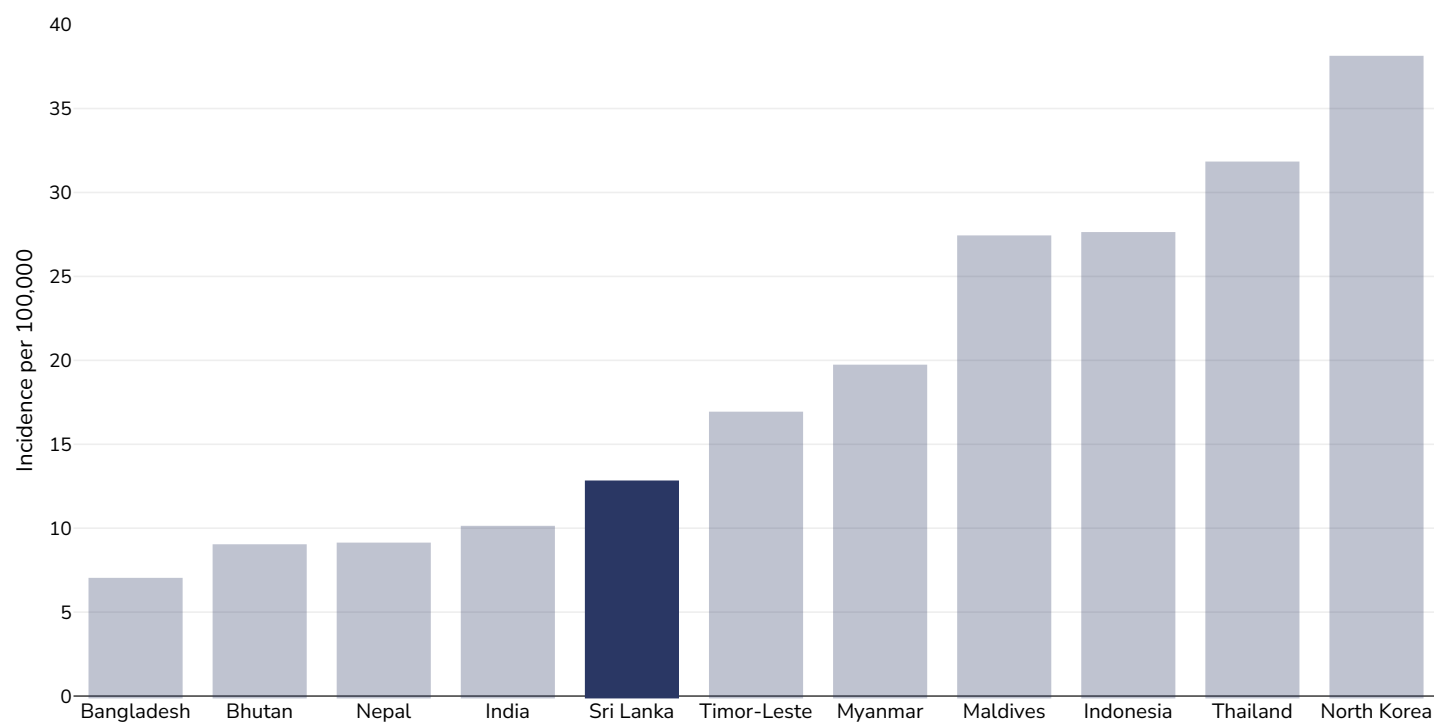
Area covered: National

References: Ferlay J, Ervik M, Lam F, Colombet M, Mery L, Piñeros M, Znaor A, Soerjomataram I, Bray F (2020). Global Cancer Observatory: Cancer Today. Lyon, France: International Agency for Research on Cancer. Available from: <https://gco.iarc.fr/today>, accessed 10.01.2331

Definitions: Age-standardized incidence rates per 100 000

Colorectal cancer

Men, 2020



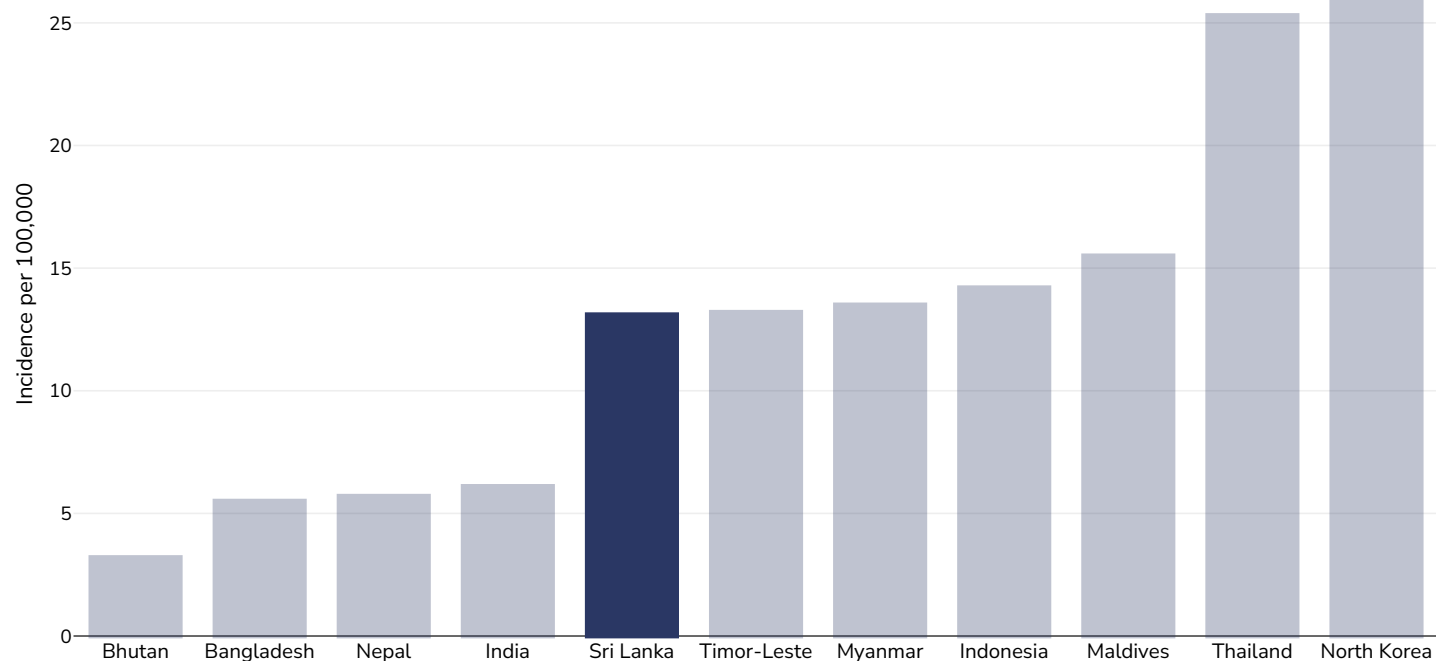
Age: 20+

Area covered: National

References: Ferlay J, Ervik M, Lam F, Colombet M, Mery L, Piñeros M, Znaor A, Soerjomataram I, Bray F (2020). Global Cancer Observatory: Cancer Today. Lyon, France: International Agency for Research on Cancer. Available from: <https://gco.iarc.fr/today>, accessed 10.01.2331

Definitions: Age-standardized incidence rates per 100 000

Women, 2020



Age: 20+

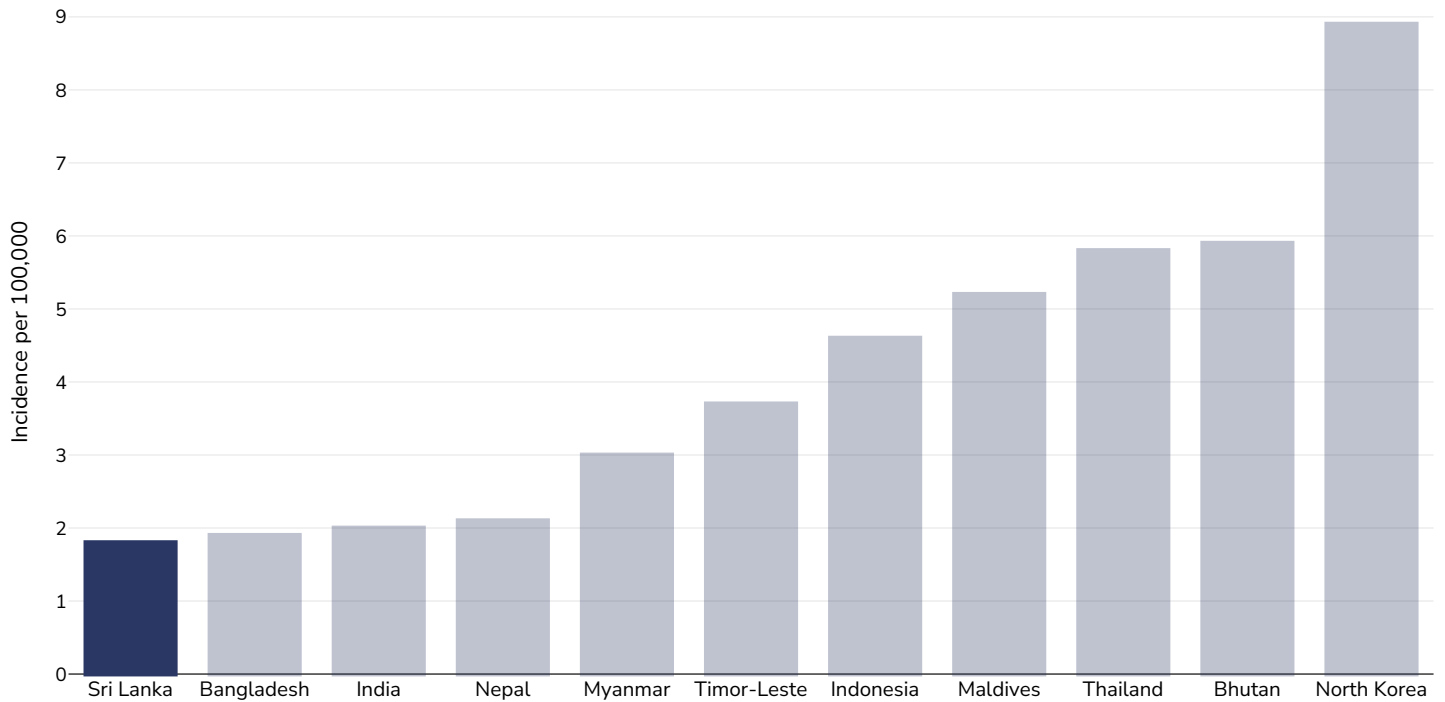
Area covered: National

References: Ferlay J, Ervik M, Lam F, Colombet M, Mery L, Piñeros M, Znaor A, Soerjomataram I, Bray F (2020). Global Cancer Observatory: Cancer Today. Lyon, France: International Agency for Research on Cancer. Available from: <https://gco.iarc.fr/today>, accessed 10.01.2331

Definitions: Age-standardized incidence rates per 100 000

Pancreatic cancer

Men, 2020



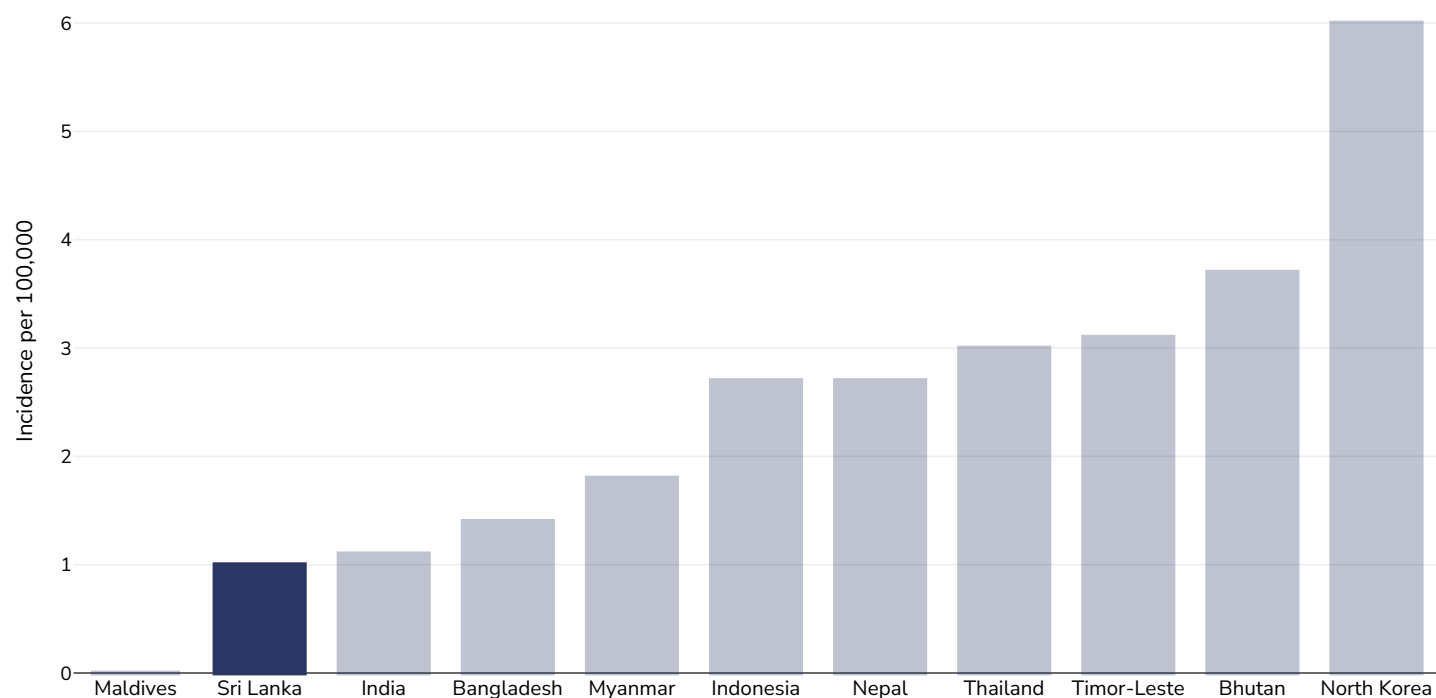
Age: 20+

Area covered: National

References: Ferlay J, Ervik M, Lam F, Colombet M, Mery L, Piñeros M, Znaor A, Soerjomataram I, Bray F (2020). Global Cancer Observatory: Cancer Today. Lyon, France: International Agency for Research on Cancer. Available from: <https://gco.iarc.fr/today>, accessed 10.01.2331

Definitions: Age-standardized incidence rates per 100 000

Women, 2020



Age: 20+

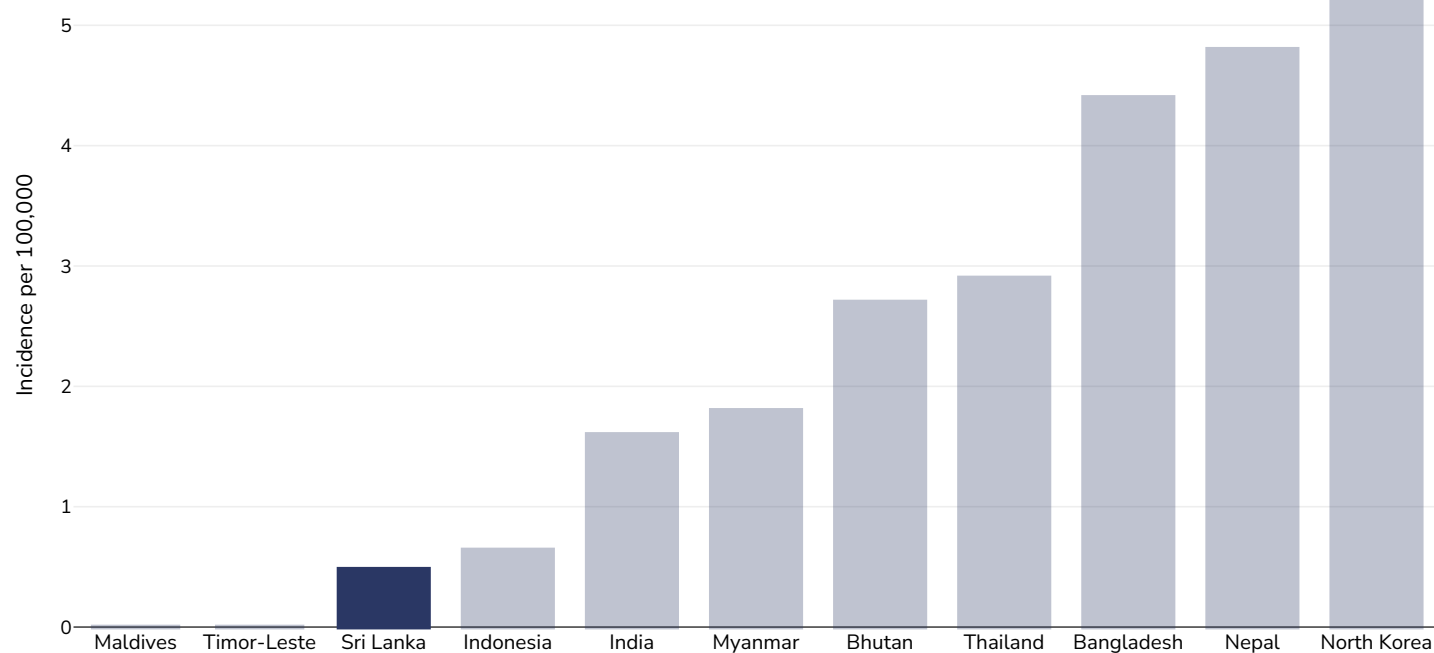
Area covered: National

References: Ferlay J, Ervik M, Lam F, Colombet M, Mery L, Piñeros M, Znaor A, Soerjomataram I, Bray F (2020). Global Cancer Observatory: Cancer Today. Lyon, France: International Agency for Research on Cancer. Available from: <https://gco.iarc.fr/today>, accessed 10.01.2331

Definitions: Age-standardized incidence rates per 100 000

Gallbladder cancer

Men, 2020



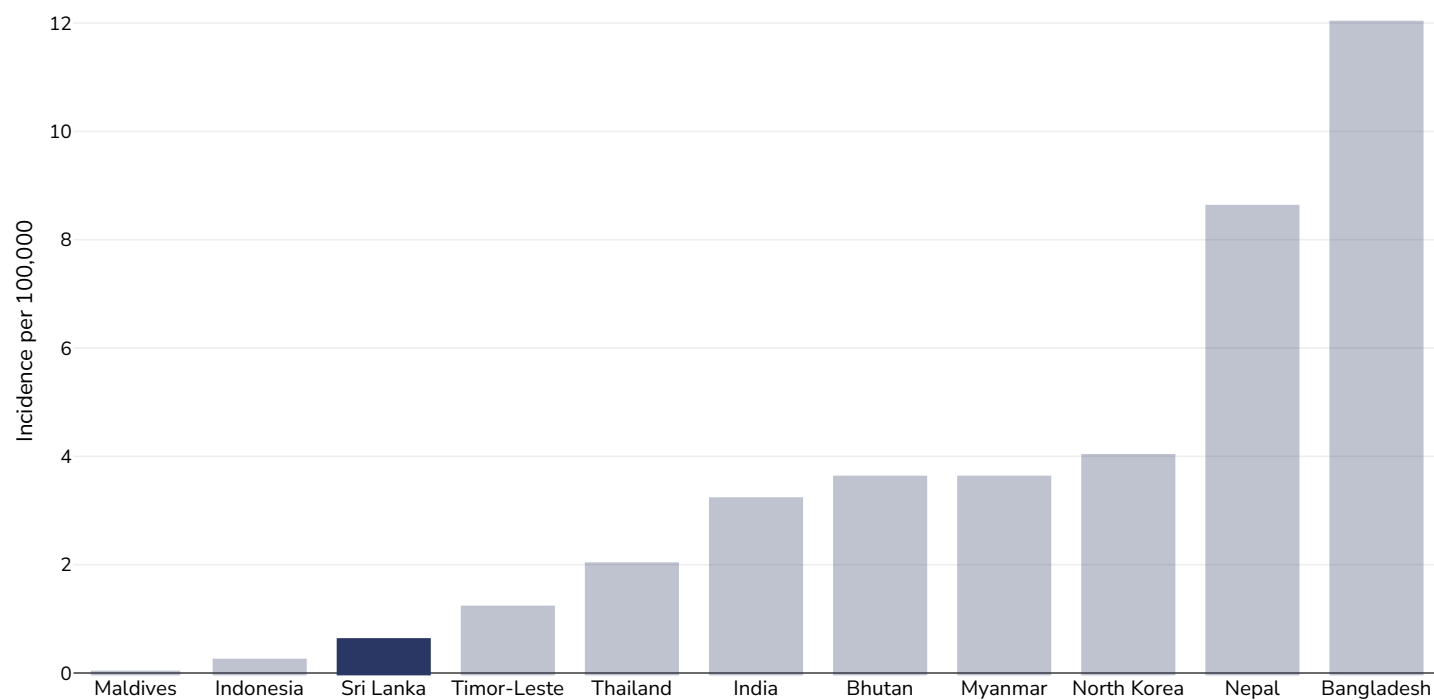
Age: 20+

Area covered: National

References: Ferlay J, Ervik M, Lam F, Colombet M, Mery L, Piñeros M, Znaor A, Soerjomataram I, Bray F (2020). Global Cancer Observatory: Cancer Today. Lyon, France: International Agency for Research on Cancer. Available from: <https://gco.iarc.fr/today>, accessed 10.01.2331

Definitions: Age-standardized incidence rates per 100 000

Women, 2020



Age: 20+

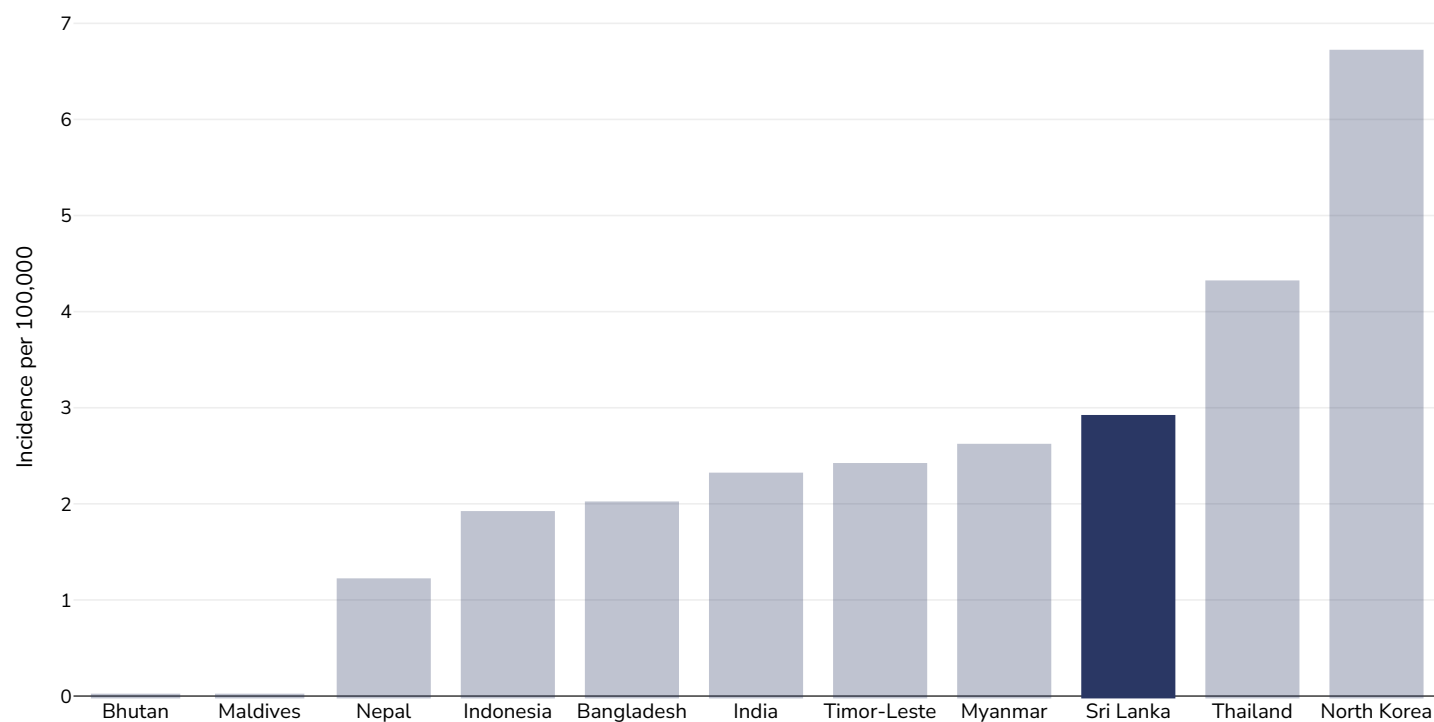
Area covered: National

References: Ferlay J, Ervik M, Lam F, Colombet M, Mery L, Piñeros M, Znaor A, Soerjomataram I, Bray F (2020). Global Cancer Observatory: Cancer Today. Lyon, France: International Agency for Research on Cancer. Available from: <https://gco.iarc.fr/today>, accessed 10.01.2331

Definitions: Age-standardized incidence rates per 100 000

Kidney cancer

Men, 2020



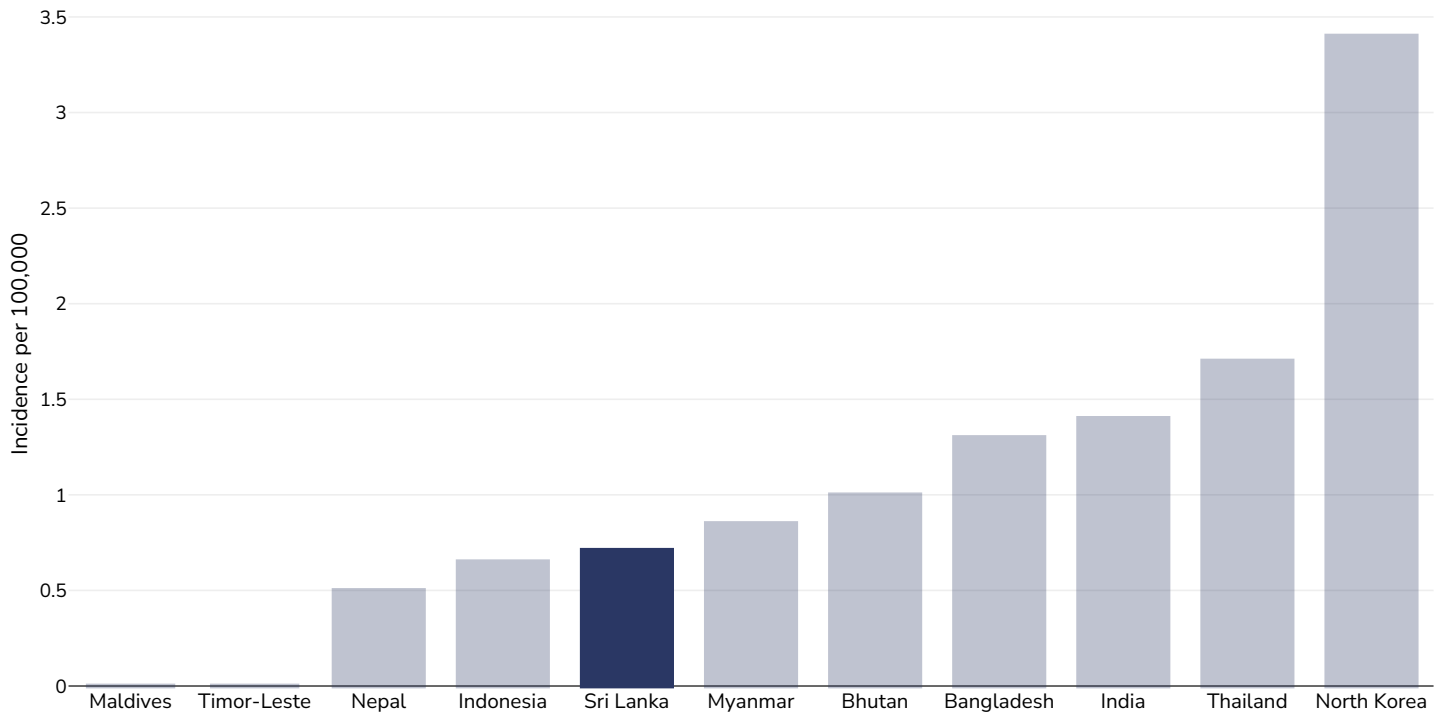
Age: 20+

Area covered: National

References: Ferlay J, Ervik M, Lam F, Colombet M, Mery L, Piñeros M, Znaor A, Soerjomataram I, Bray F (2020). Global Cancer Observatory: Cancer Today. Lyon, France: International Agency for Research on Cancer. Available from: <https://gco.iarc.fr/today>, accessed 10.01.2331

Definitions: Age-standardized incidence rates per 100 000

Women, 2020



Age: 20+

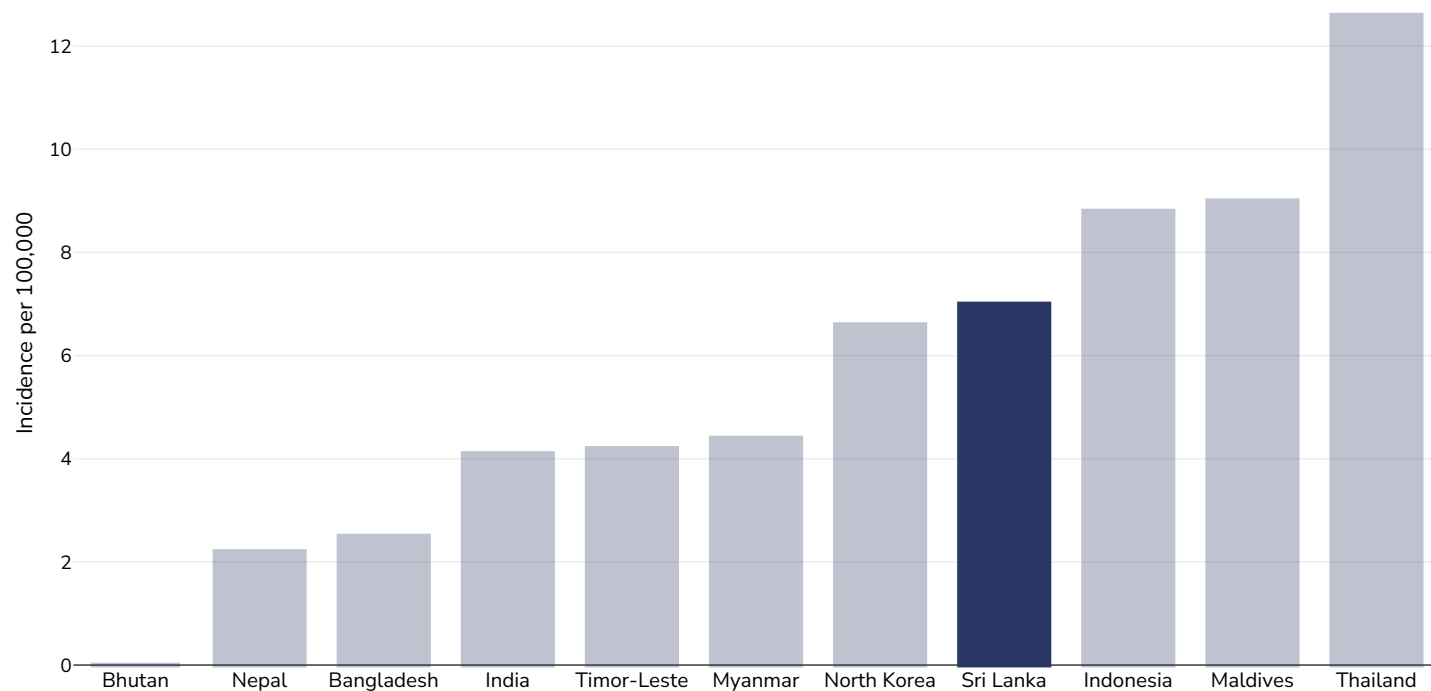
Area covered: National

References: Ferlay J, Ervik M, Lam F, Colombet M, Mery L, Piñeros M, Znaor A, Soerjomataram I, Bray F (2020). Global Cancer Observatory: Cancer Today. Lyon, France: International Agency for Research on Cancer. Available from: <https://gco.iarc.fr/today>, accessed 10.01.2331

Definitions: Age-standardized incidence rates per 100 000

Cancer of the uterus

Women, 2020



Age: 20+

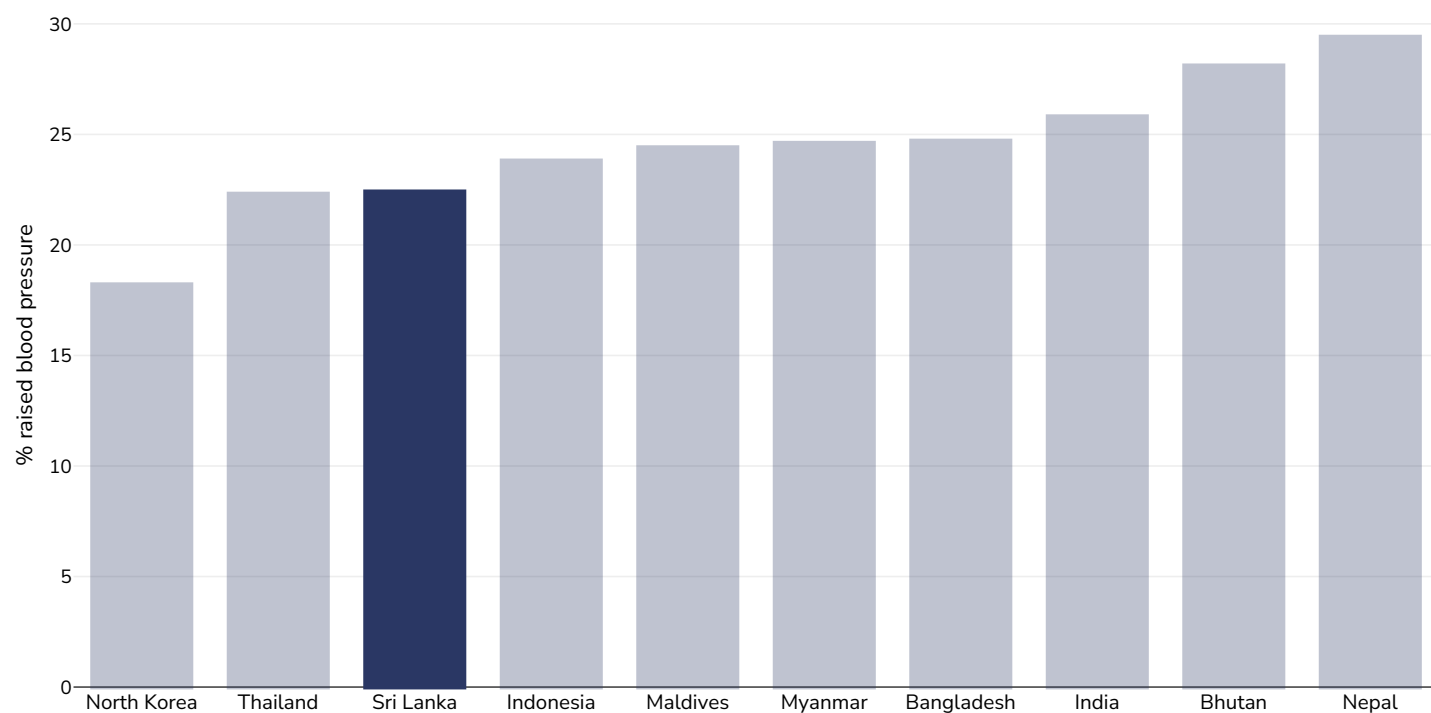
Area covered: National

References: Ferlay J, Ervik M, Lam F, Colombet M, Mery L, Piñeros M, Znaor A, Soerjomataram I, Bray F (2020). Global Cancer Observatory: Cancer Today. Lyon, France: International Agency for Research on Cancer. Available from: <https://gco.iarc.fr/today>, accessed 10.01.2331

Definitions: Age-standardized incidence rates per 100 000

Raised blood pressure

Adults, 2015



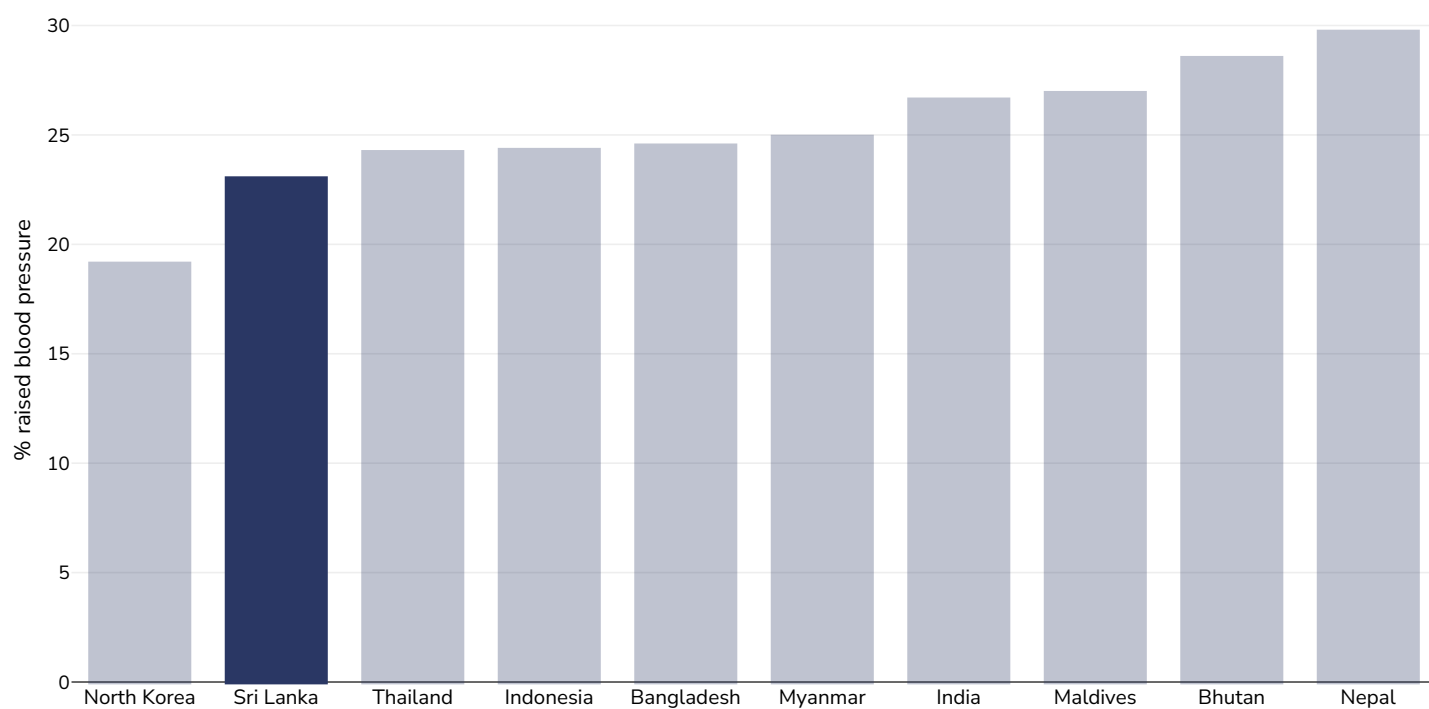
References:

Global Health Observatory data repository, World Health Organisation,
<http://apps.who.int/gho/data/node.main.A875?lang=en>

Definitions:

Age Standardised estimated % Raised blood pressure 2015 (SBP \geq 140 OR DBP \geq 90).

Men, 2015



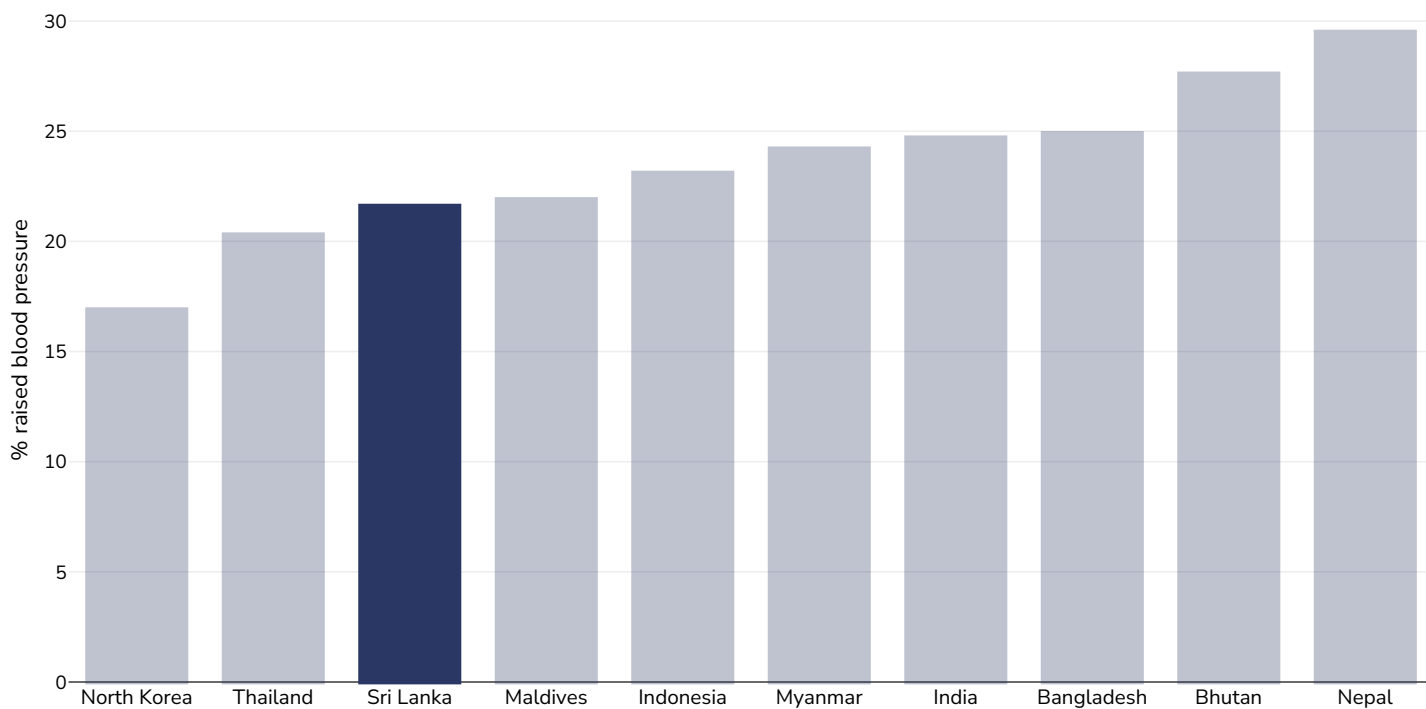
References:

Global Health Observatory data repository, World Health Organisation,
<http://apps.who.int/gho/data/node.main.A875?lang=en>

Definitions:

Age Standardised estimated % Raised blood pressure 2015 (SBP \geq 140 OR DBP \geq 90).

Women, 2015



References:

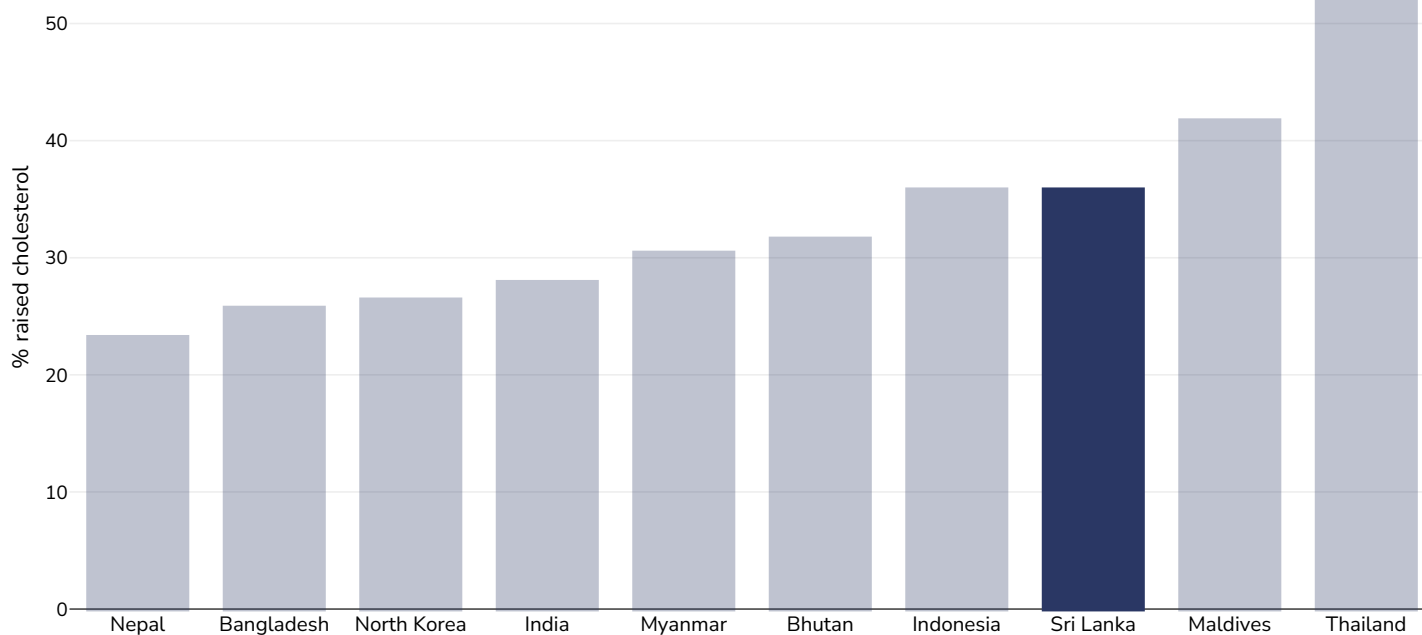
Global Health Observatory data repository, World Health Organisation,
<http://apps.who.int/gho/data/node.main.A875?lang=en>

Definitions:

Age Standardised estimated % Raised blood pressure 2015 (SBP \geq 140 OR DBP \geq 90).

Raised cholesterol

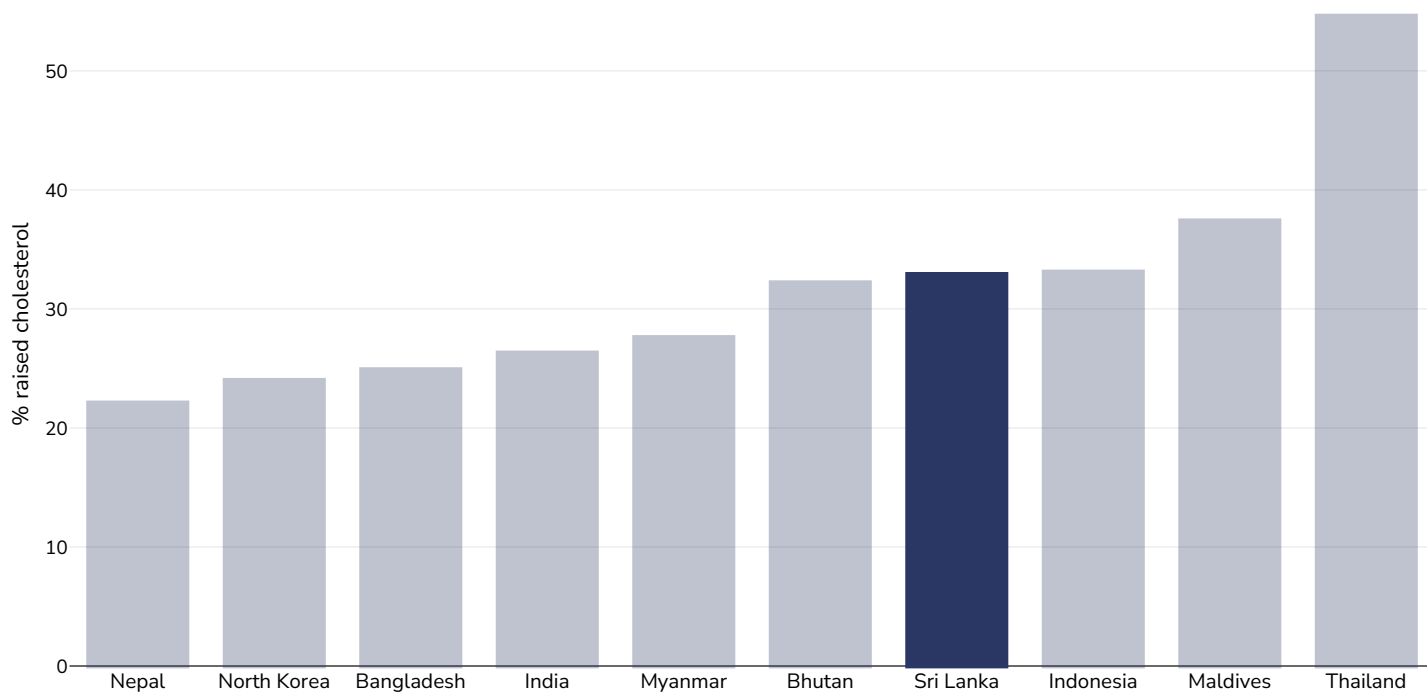
Adults, 2008



References: Global Health Observatory data repository, World Health Organisation, <http://apps.who.int/gho/data/node.main.A885>

Definitions: % Raised total cholesterol (≥ 5.0 mmol/L) (age-standardized estimate).

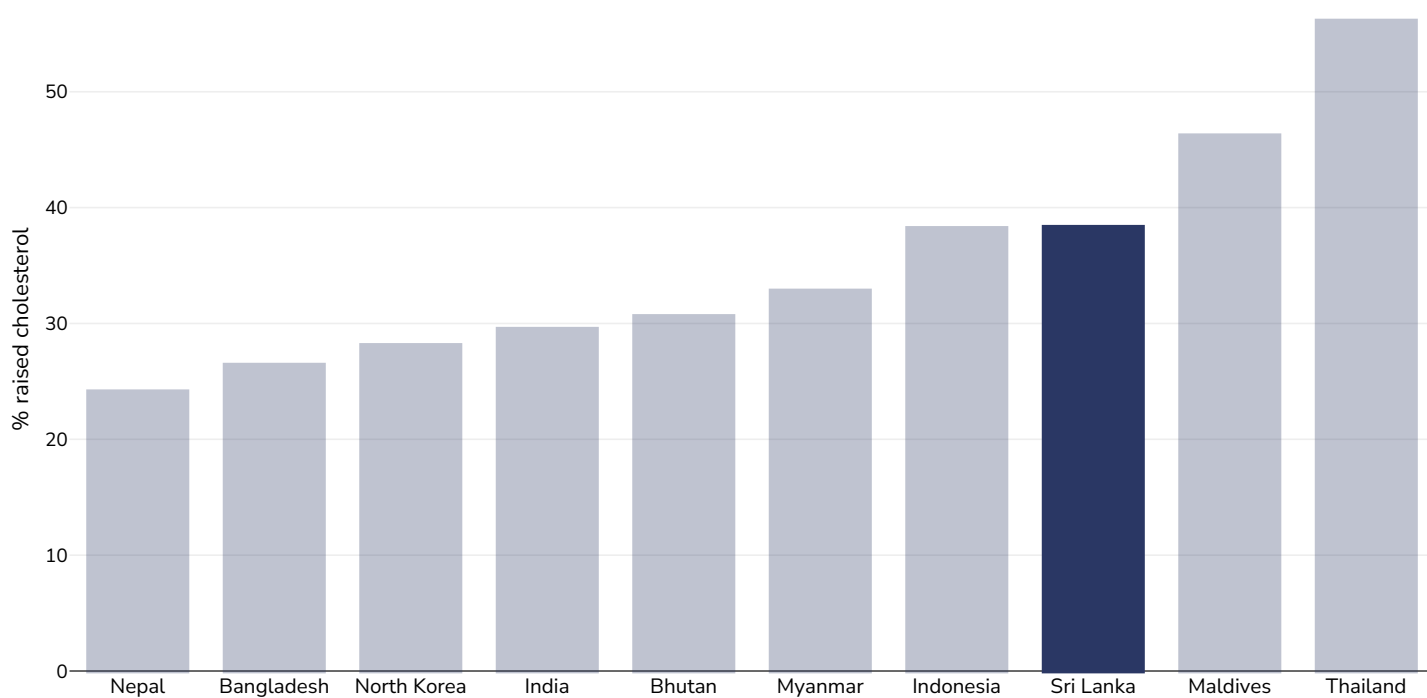
Men, 2008



References: Global Health Observatory data repository, World Health Organisation, <http://apps.who.int/gho/data/node.main.A885>

Definitions: % Raised total cholesterol (≥ 5.0 mmol/L) (age-standardized estimate).

Women, 2008

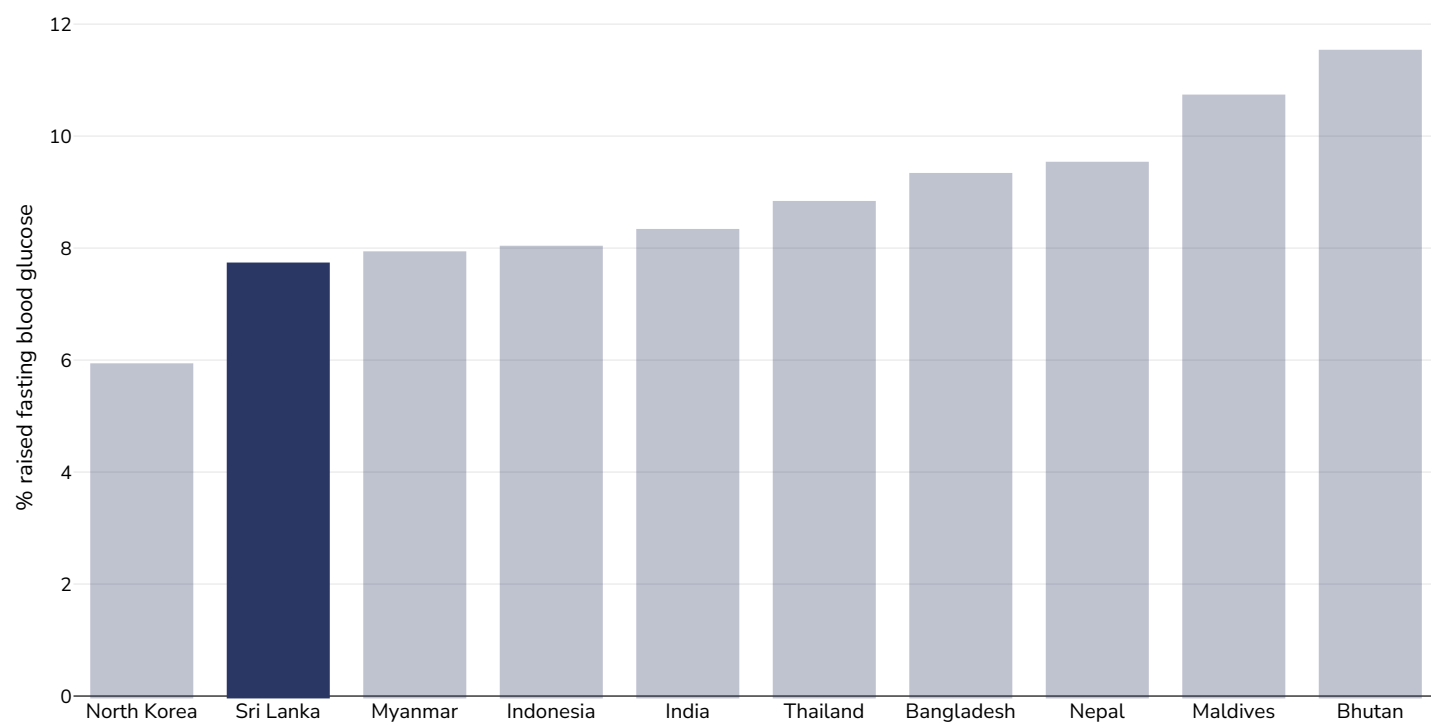


References: Global Health Observatory data repository, World Health Organisation, <http://apps.who.int/gho/data/node.main.A885>

Definitions: % Raised total cholesterol (≥ 5.0 mmol/L) (age-standardized estimate).

Raised fasting blood glucose

Men, 2014



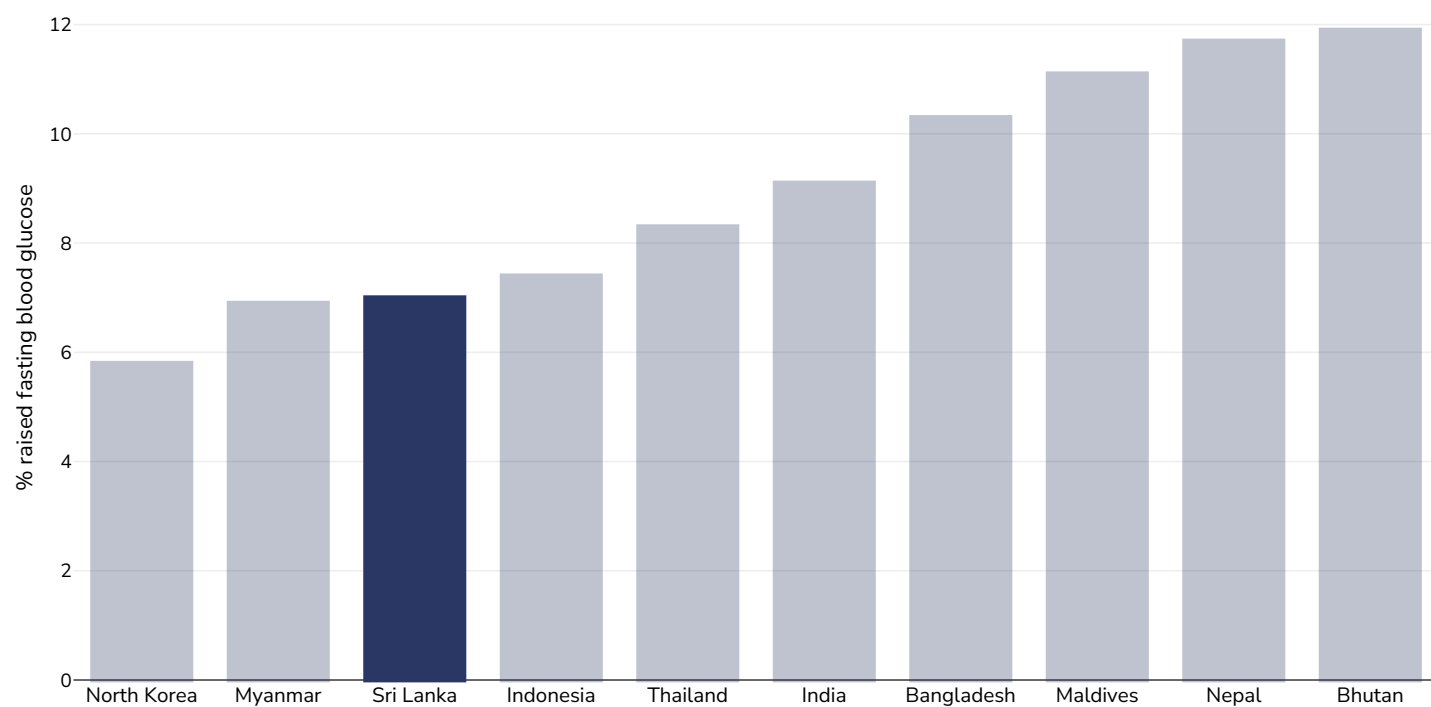
References:

Global Health Observatory data repository, World Health Organisation,
<http://apps.who.int/gho/data/node.main.A869?lang=en>

Definitions:

Age Standardised % raised fasting blood glucose (≥ 7.0 mmol/L or on medication).

Women, 2014



References:

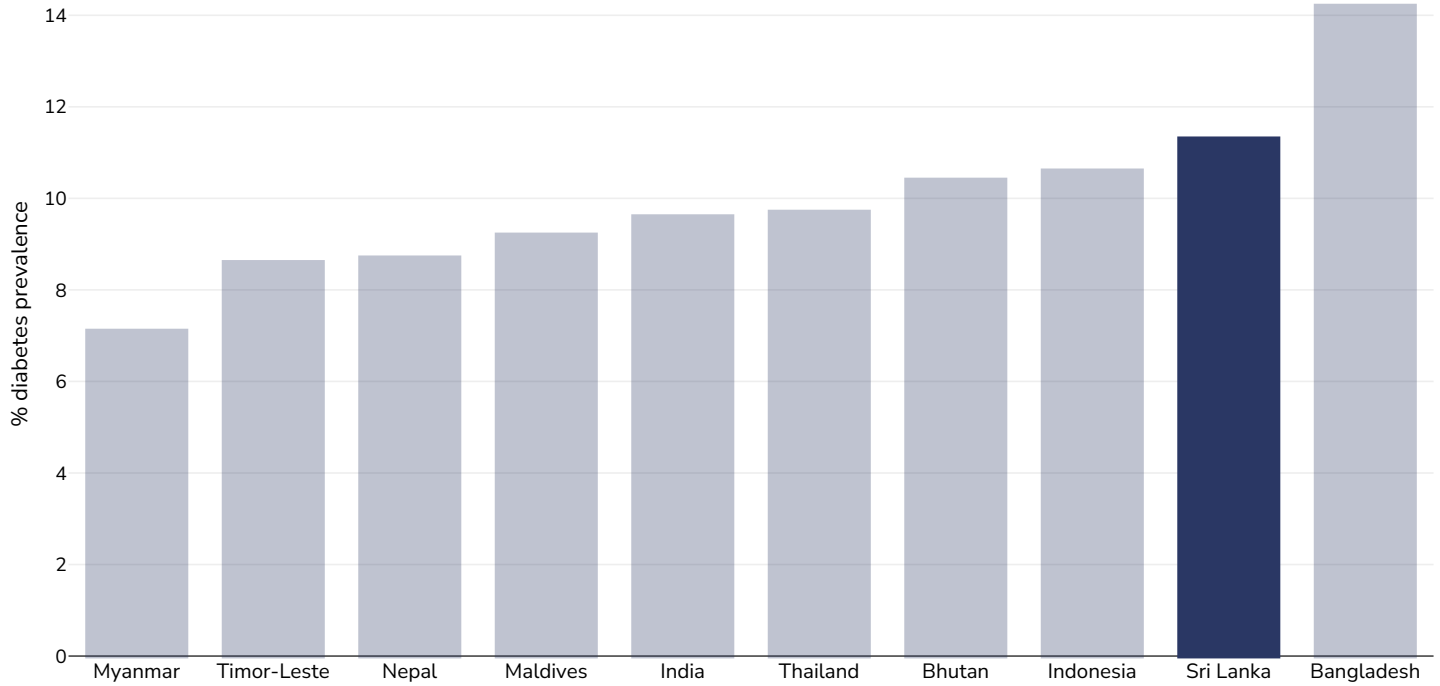
Global Health Observatory data repository, World Health Organisation,
<http://apps.who.int/gho/data/node.main.A869?lang=en>

Definitions:

Age Standardised % raised fasting blood glucose (≥ 7.0 mmol/L or on medication).

Diabetes prevalence

Adults, 2021



Age: 20-79

Area covered: National

References: Reproduced with kind permission International Diabetes Federation. IDF Diabetes Atlas, 10th edn. Brussels, Belgium:International Diabetes Federation, 2021. <http://www.diabetesatlas.org>

Definitions: Age-adjusted comparative prevalence of diabetes, %

Contextual factors

Disclaimer: These contextual factors should be interpreted with care. Results are updated as regularly as possible and use very specific criteria. The criteria used and full definitions are available for download at the bottom of this page.



Labelling

Is there mandatory nutrition labelling?	✓
Front-of-package labelling?	✓
Back-of-pack nutrition declaration?	✗
Color coding?	✓
Warning label?	✗



Regulation and marketing

Are there fiscal policies on unhealthy products?	✓
Tax on unhealthy foods?	✓
Tax on unhealthy drinks?	✓
Are there fiscal policies on healthy products?	✗
Subsidy on fruits?	✗
Subsidy on vegetables?	✗
Subsidy on other healthy products?	✗
Mandatory limit or ban of trans fat (all settings)?	✓
Mandatory limit of trans fats in place (all settings)?	✗
Ban on trans-fats or phos in place (all settings)?	✗
Are there any mandatory policies/marketing restrictions on the promotion of unhealthy food/drinks to children?	✗
Mandatory restriction on broadcast media?	✗
Mandatory restriction on non-broadcast media?	✗
Voluntary policies/marketing restrictions on the promotion of unhealthy food/drinks to children?	✗
Are there mandatory standards for food in schools?	✗
Are there any mandatory nutrient limits in any manufactured food products?	✗
Nutrition standards for public sector procurement?	✗



Political will and support

National obesity strategy or nutrition and physical activity national strategy?	✓
National obesity strategy?	✗
National childhood obesity strategy?	✓
Comprehensive nutrition strategy?	✗
Comprehensive physical activity strategy?	✓
Evidence-based dietary guidelines and/or RDAs?	✓
National target(s) on reducing obesity?	✓
Guidelines/policy on obesity treatment?	✗
Promotion of breastfeeding?	✓



Monitoring and surveillance

Monitoring of the prevalence and incidence for the main obesity-related NCDs and risk factors?	✓
Within 5 years?	✗



Governance and resource

Multi-sectoral national co-ordination mechanism for obesity or nutrition (including obesity)?	✗
---	---

Key

✓ Present	✓ _v Present (voluntary)	✓ Incoming	✗ Absent	? Unknown
-----------	------------------------------------	------------	----------	-----------

Last updated June 28, 2024

PDF created on July 17, 2024