

Report card

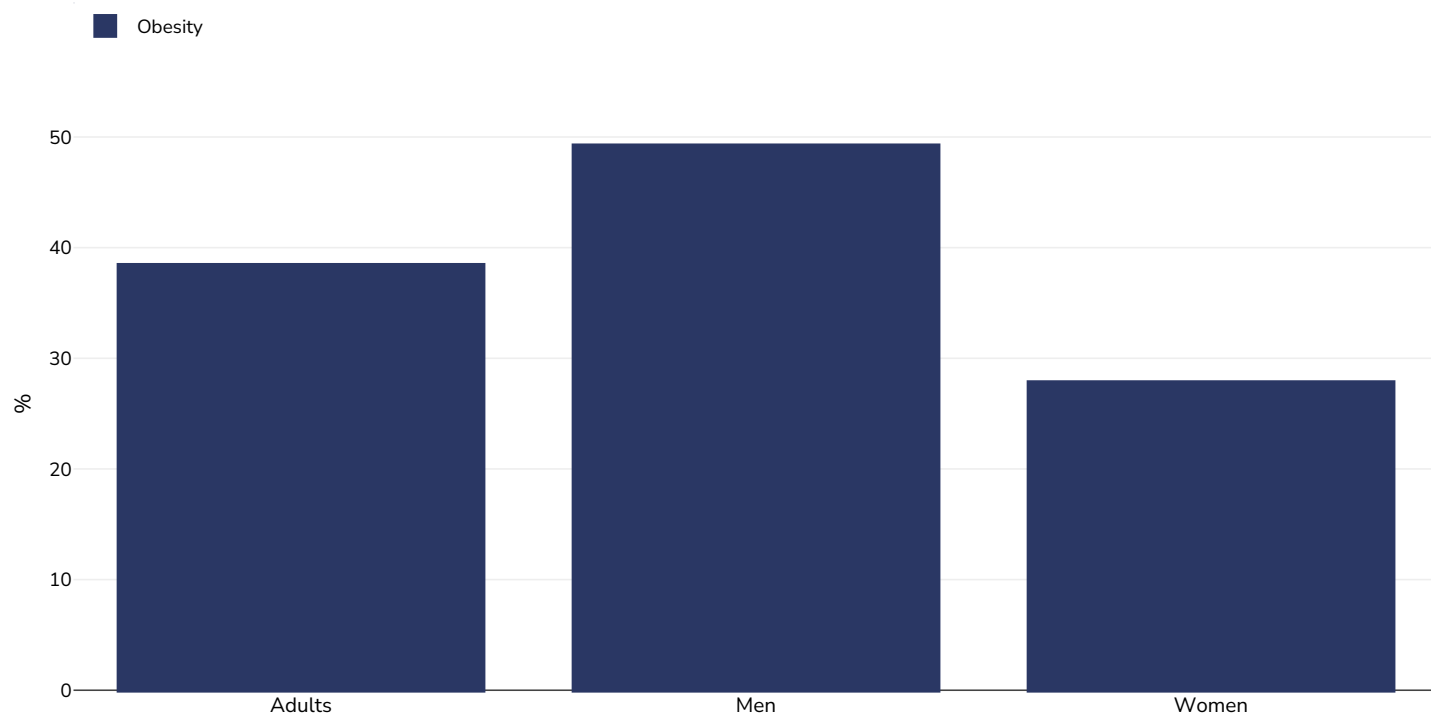
South Korea



Contents	Page
Obesity prevalence	2
Trend: % Adults living with obesity	5
Trend: % Adults living with obesity in South Korea 1998-2014	6
Trend: % Adults living with overweight or obesity by socioeconomic group in South Korea 1998-2014	7
Overweight/obesity by education	9
Overweight/obesity by age	13
Overweight/obesity by region	15
Overweight/obesity by socio-economic group	17
Insufficient physical activity	21
Estimated per capita fruit intake	27
Estimated per-capita processed meat intake	28
Estimated per capita whole grains intake	29
Mental health - depression disorders	30
Mental health - anxiety disorders	31
Oesophageal cancer	32
Breast cancer	34
Colorectal cancer	35
Pancreatic cancer	37
Gallbladder cancer	39
Kidney cancer	41
Cancer of the uterus	43
Raised blood pressure	44
Raised cholesterol	47
Raised fasting blood glucose	50
Diabetes prevalence	52
Contextual factors	53

Obesity prevalence

Adults, 2021



Survey type: Measured

Age: 20+

Area covered: National

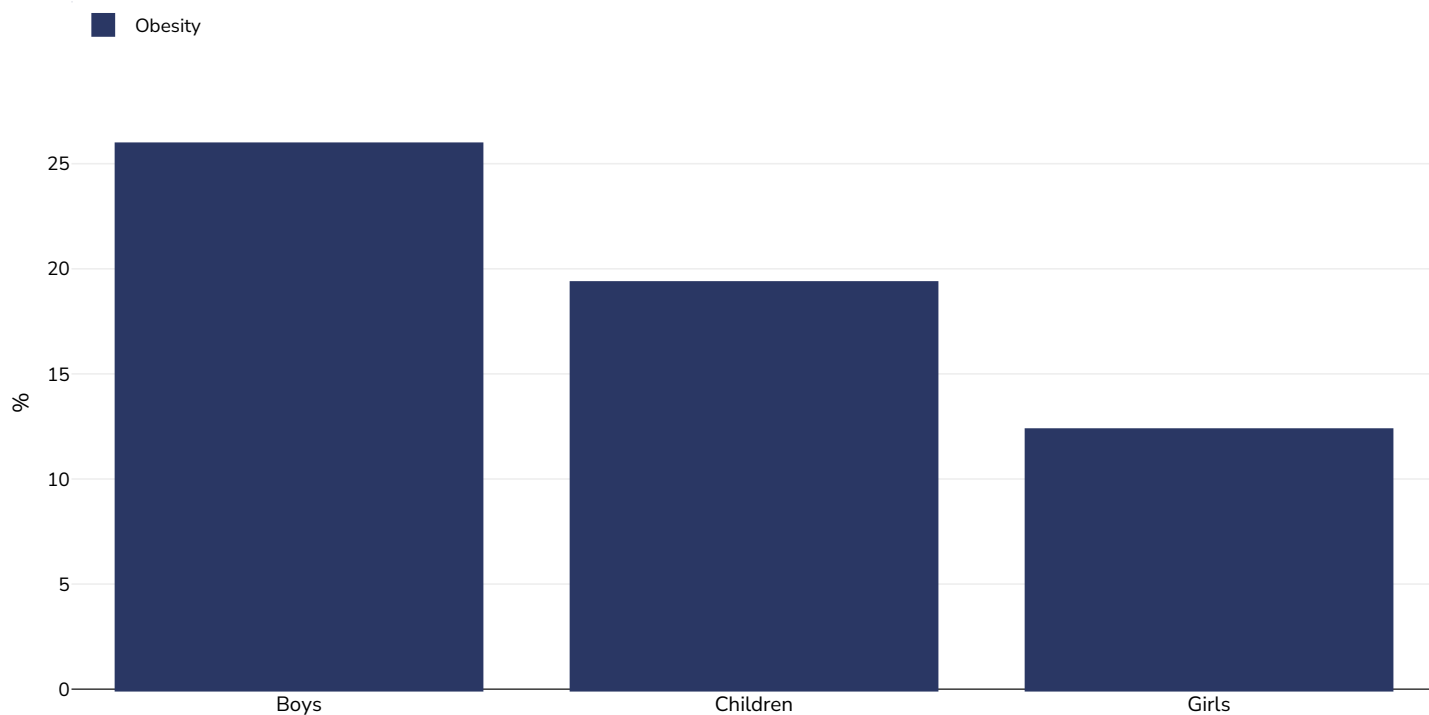
References: Jeong, S.M., Jung, J.H., Yang, Y.S., Kim, W., Cho, I.Y., Lee, Y.B., Park, K.Y., Nam, G.E. and Han, K., 2024. 2023 Obesity Fact Sheet: Prevalence of Obesity and Abdominal Obesity in Adults, Adolescents, and Children in Korea from 2012 to 2021. *Journal of Obesity & Metabolic Syndrome*, 33(1), p.27.

Notes: Data from the Korean National Health Insurance Service health checkup database (covers 97% of the population). The missing 3% are Koreans in the lowest income bracket. The prevalence of obesity was standardised by age and sex based on the 2010 population and housing census.

Cutoffs: WHO Asia

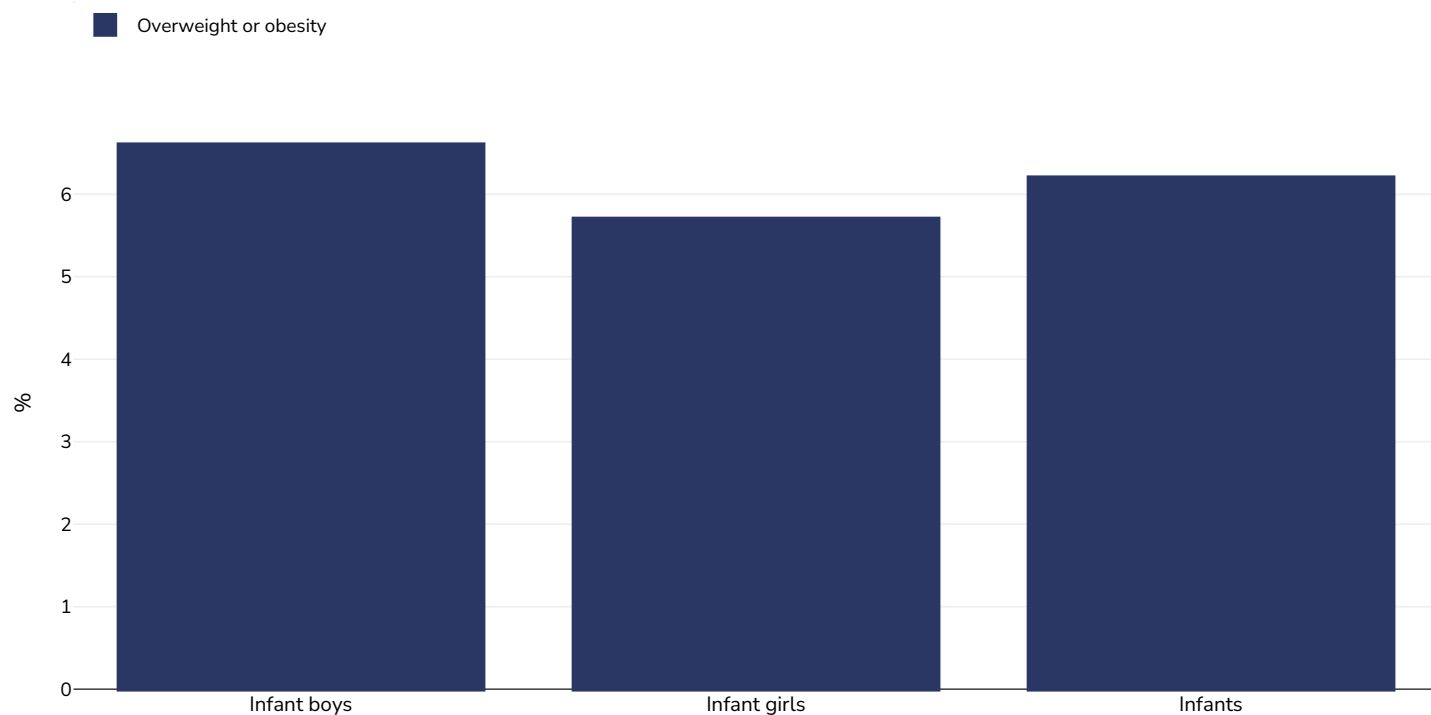
Unless otherwise noted, overweight refers to a BMI between 25kg and 29.9kg/m², obesity refers to a BMI greater than 30kg/m².

Children, 2021



Survey type:	Measured
Age:	6-18
Sample size:	884
Area covered:	National
References:	Jeong, S.M., Jung, J.H., Yang, Y.S., Kim, W., Cho, I.Y., Lee, Y.B., Park, K.Y., Nam, G.E. and Han, K., 2024. 2023 Obesity Fact Sheet: Prevalence of Obesity and Abdominal Obesity in Adults, Adolescents, and Children in Korea from 2012 to 2021. <i>Journal of Obesity & Metabolic Syndrome</i> , 33(1), p.27.
Definitions:	Obesity was defined by corresponding sex- and age-specific BMI percentile of 95th or greater based on 2017 Korean National Growth Chart for Children and Adolescents.
Cutoffs:	Other

Infants, 2019-2021



Age: 0-5

Sample size: 1414207

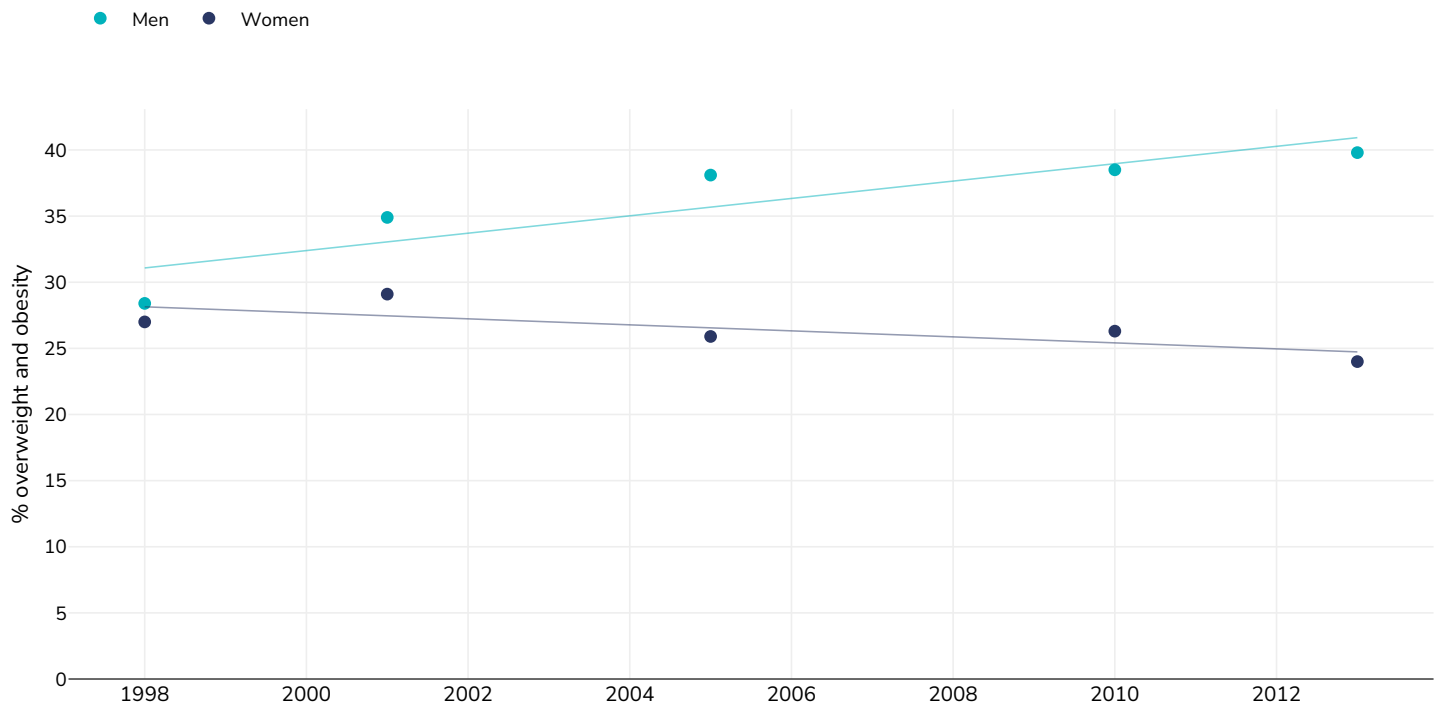
References: NHANES: South Korea National Health and Nutrition Examination Survey 2019-21

Notes: UNICEF/WHO/World Bank Joint Child Malnutrition Estimates Expanded Database: Overweight (Survey Estimates), May 2023, New York. For more information about the methodology, please consult <https://data.unicef.org/resources/jme-2023-country-consultations/> Percentage of children under 5 years of age falling above 2 standard deviations (moderate and severe) from the median weight-for-height of the reference population.

Definitions: =>+2SD

% Adults living with obesity

% Adults living with obesity in South Korea 1998-2014



Survey
type:

Measured

References: Jae Yong Lee, Yi-Ryoung Lee, Hyoung-Ryoul Kim, Jun-Pyo Myong, Mo-Yeol Kang, Trends in Obesity Prevalence by Occupation Based on Korean National Health and Nutrition Examination Survey From 1998 to 2015, Safety and Health at Work Vol 11 (1);2020:97-102

Notes: 2007-9 (marked as 2008), 2010-2012 (marked as 2011), 2013-15 (marked as 2014)

Unless otherwise noted, overweight refers to a BMI between 25kg and 29.9kg/m², obesity refers to a BMI greater than 30kg/m².

Different methodologies may have been used to collect this data and so data from different surveys may not be strictly comparable. Please check with original data sources for methodologies used.

% Adults living with overweight or obesity by socioeconomic group in South Korea 1998-2014

Women



Survey type:

Measured

References: Jae Yong Lee, Yi-Ryoung Lee, Hyoung-Ryoul Kim, Jun-Pyo Myong, Mo-Yeol Kang, Trends in Obesity Prevalence by Occupation Based on Korean National Health and Nutrition Examination Survey From 1998 to 2015, Safety and Health at Work Vol 11 (1);2020:97-103

Notes: 2007-9 (marked as 2008), 2010-2012 (marked as 2011), 2013-15 (marked as 2014)

Unless otherwise noted, overweight refers to a BMI between 25kg and 29.9kg/m², obesity refers to a BMI greater than 30kg/m².

Different methodologies may have been used to collect this data and so data from different surveys may not be strictly comparable. Please check with original data sources for methodologies used.

Men



Survey type:

Measured

References: Jae Yong Lee, Yi-Ryoung Lee, Hyoung-Ryoul Kim, Jun-Pyo Myong, Mo-Yeol Kang, Trends in Obesity Prevalence by Occupation Based on Korean National Health and Nutrition Examination Survey From 1998 to 2015, Safety and Health at Work Vol 11 (1);2020:97-103

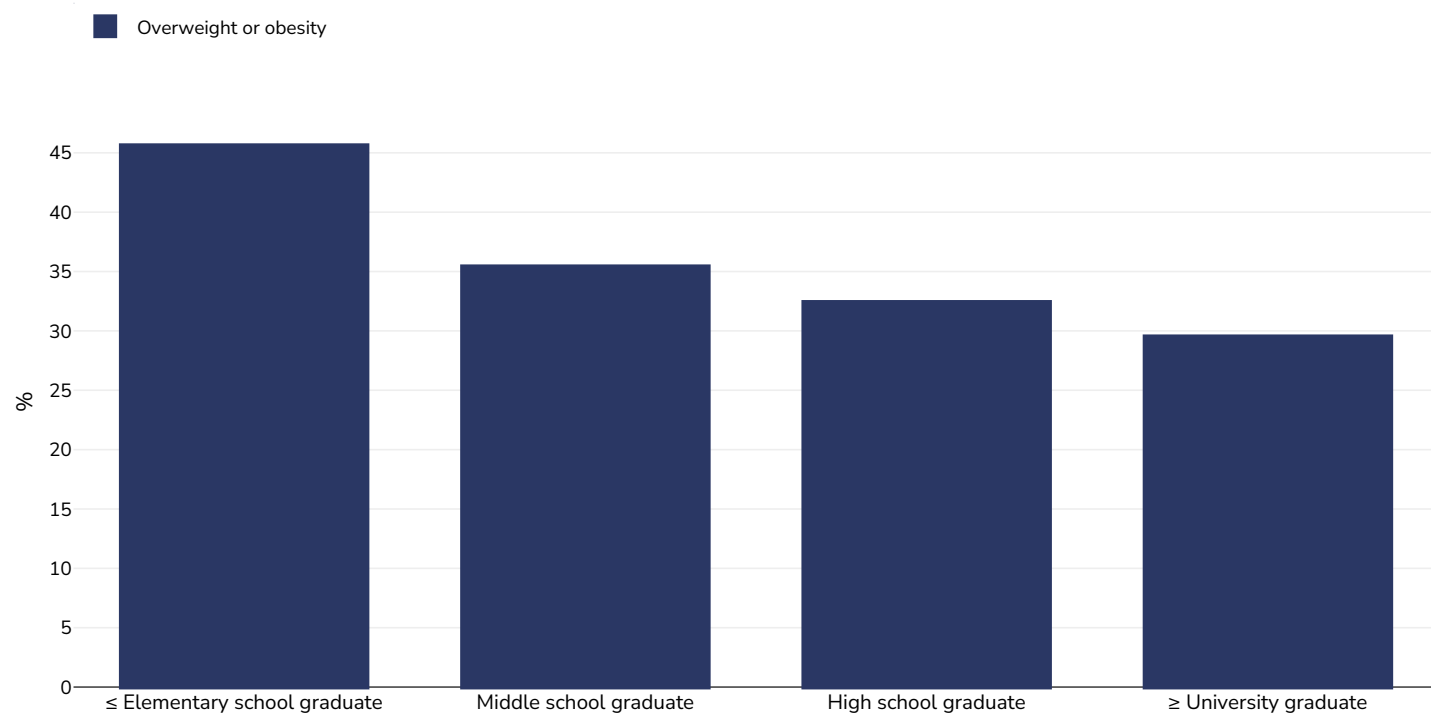
Notes: 2007-9 (marked as 2008), 2010-2012 (marked as 2011), 2013-15 (marked as 2014)

Unless otherwise noted, overweight refers to a BMI between 25kg and 29.9kg/m², obesity refers to a BMI greater than 30kg/m².

Different methodologies may have been used to collect this data and so data from different surveys may not be strictly comparable. Please check with original data sources for methodologies used.

Overweight/obesity by education

Adults, 2018



Survey type: Measured

Age: 20+

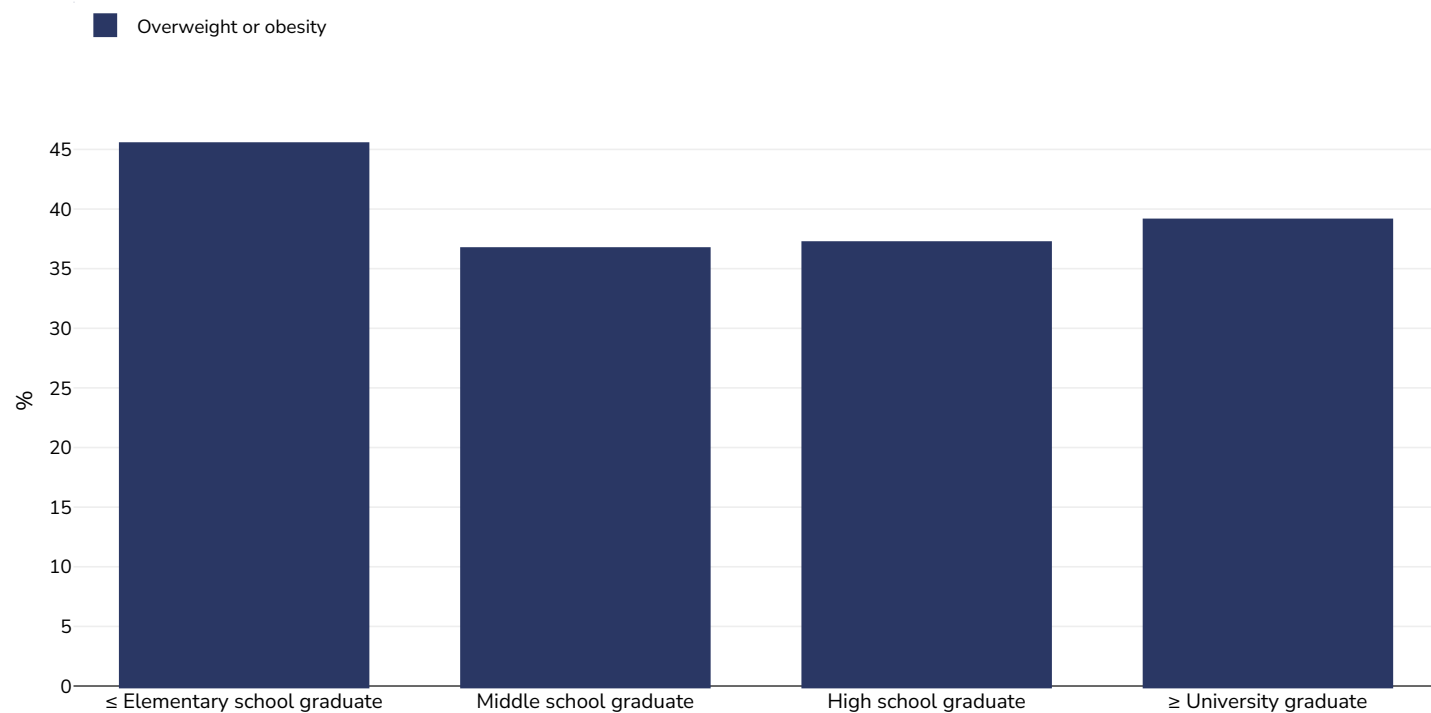
Area covered: National

References: Nam, Ga Eun, et al. "Obesity Fact Sheet in Korea, 2019: Prevalence of Obesity and Abdominal Obesity from 2009 to 2018 and Social Factors." *Journal of Obesity & Metabolic Syndrome*, vol. 29, no. 2, 30 June 2020, pp. 124–132, www.ncbi.nlm.nih.gov/pmc/articles/PMC7338491/, 10.7570/jomes20058. Accessed 18 Oct. 2021.

Definitions: Data from the Korean National Health Insurance Service health checkup database.

Unless otherwise noted, overweight refers to a BMI between 25kg and 29.9kg/m², obesity refers to a BMI greater than 30kg/m².

Men, 2018



Survey type: Measured

Age: 20+

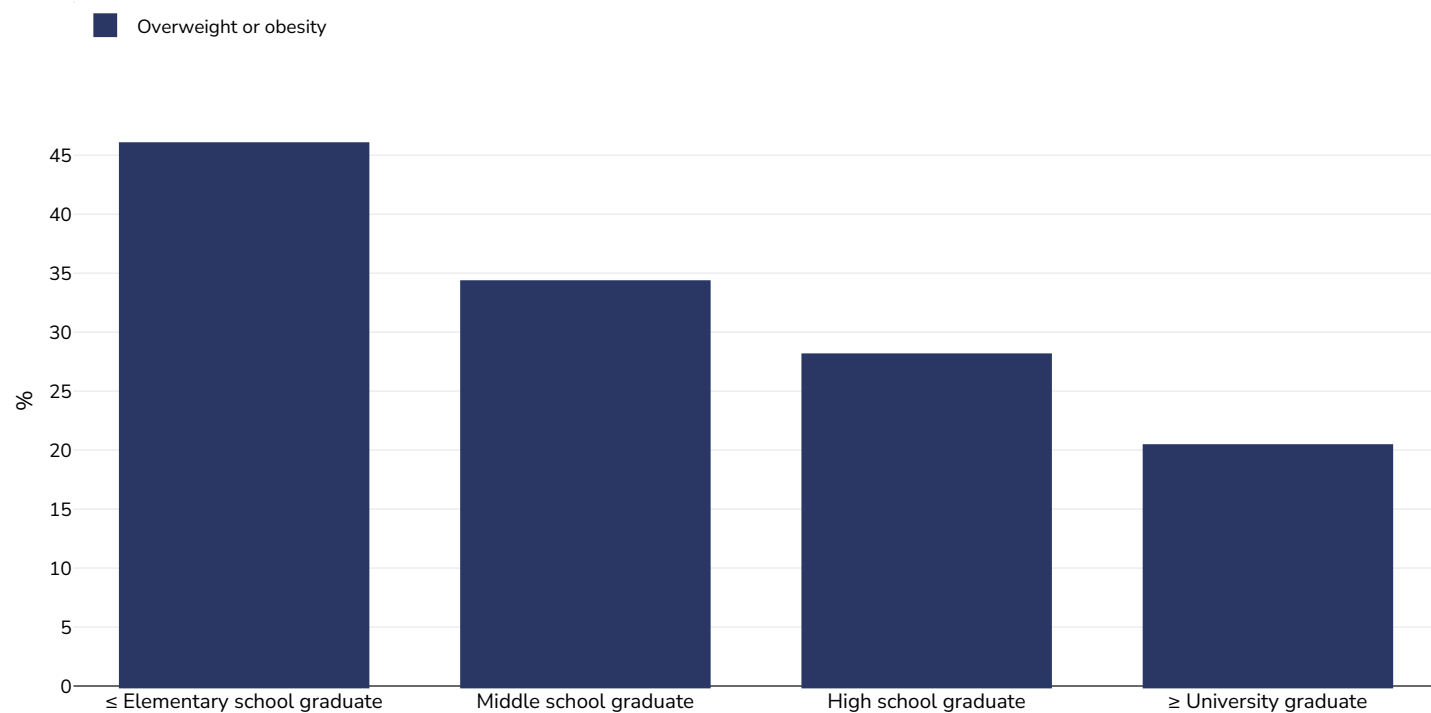
Area covered: National

References: Nam, Ga Eun, et al. "Obesity Fact Sheet in Korea, 2019: Prevalence of Obesity and Abdominal Obesity from 2009 to 2018 and Social Factors." *Journal of Obesity & Metabolic Syndrome*, vol. 29, no. 2, 30 June 2020, pp. 124–132, www.ncbi.nlm.nih.gov/pmc/articles/PMC7338491/, 10.7570/jomes20058. Accessed 18 Oct. 2021.

Definitions: Data from the Korean National Health Insurance Service health checkup database.

Unless otherwise noted, overweight refers to a BMI between 25kg and 29.9kg/m², obesity refers to a BMI greater than 30kg/m².

Women, 2018



Survey type: Measured

Age: 20+

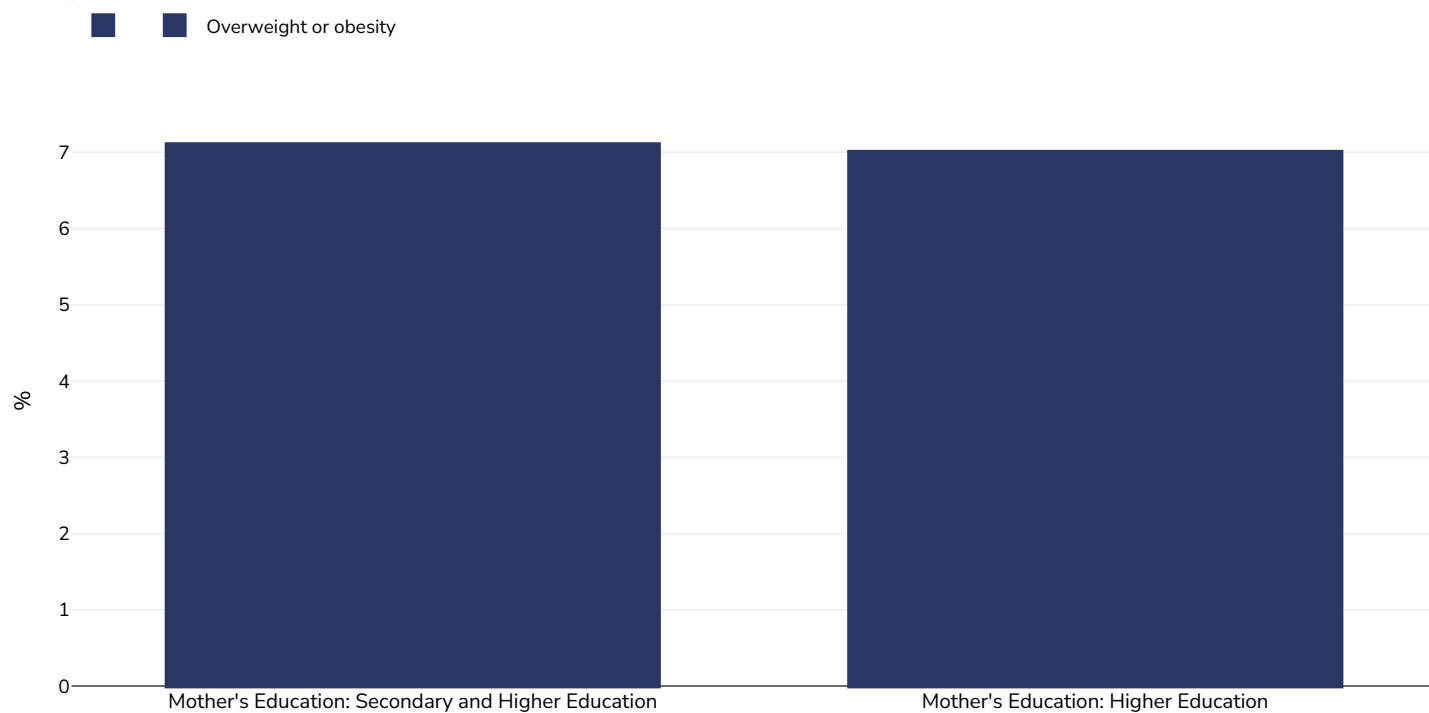
Area covered: National

References: Nam, Ga Eun, et al. "Obesity Fact Sheet in Korea, 2019: Prevalence of Obesity and Abdominal Obesity from 2009 to 2018 and Social Factors." *Journal of Obesity & Metabolic Syndrome*, vol. 29, no. 2, 30 June 2020, pp. 124–132, www.ncbi.nlm.nih.gov/pmc/articles/PMC7338491/, 10.7570/jomes20058. Accessed 18 Oct. 2021.

Definitions: Data from the Korean National Health Insurance Service health checkup database.

Unless otherwise noted, overweight refers to a BMI between 25kg and 29.9kg/m², obesity refers to a BMI greater than 30kg/m².

Infants, 2016-2018



Sample size: 1704906

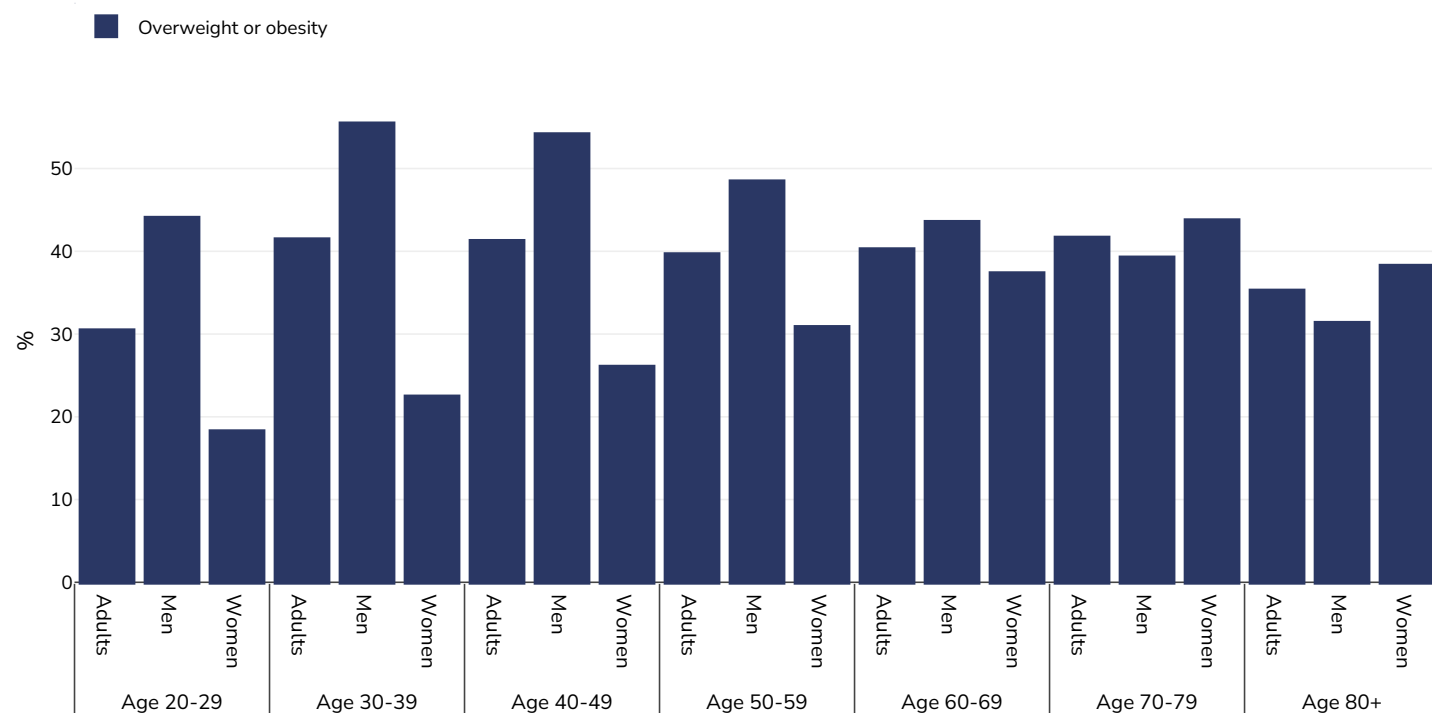
References: NHANES: South Korea National Health and Nutrition Examination Survey, 2016-2018

Notes: UNICEF/WHO/World Bank Joint Child Malnutrition Estimates Expanded Database: Overweight (Survey Estimates), May 2023, New York. For more information about the methodology, please consult <https://data.unicef.org/resources/jme-2023-country-consultations/> Percentage of children under 5 years of age falling above 2 standard deviations (moderate and severe) from the median weight-for-height of the reference population.

Definitions: =>+2SD

Overweight/obesity by age

Adults, 2021



Survey type: Measured

Area covered: National

References: Jeong, S.M., Jung, J.H., Yang, Y.S., Kim, W., Cho, I.Y., Lee, Y.B., Park, K.Y., Nam, G.E. and Han, K., 2024. 2023 Obesity Fact Sheet: Prevalence of Obesity and Abdominal Obesity in Adults, Adolescents, and Children in Korea from 2012 to 2021. *Journal of Obesity & Metabolic Syndrome*, 33(1), p.27.

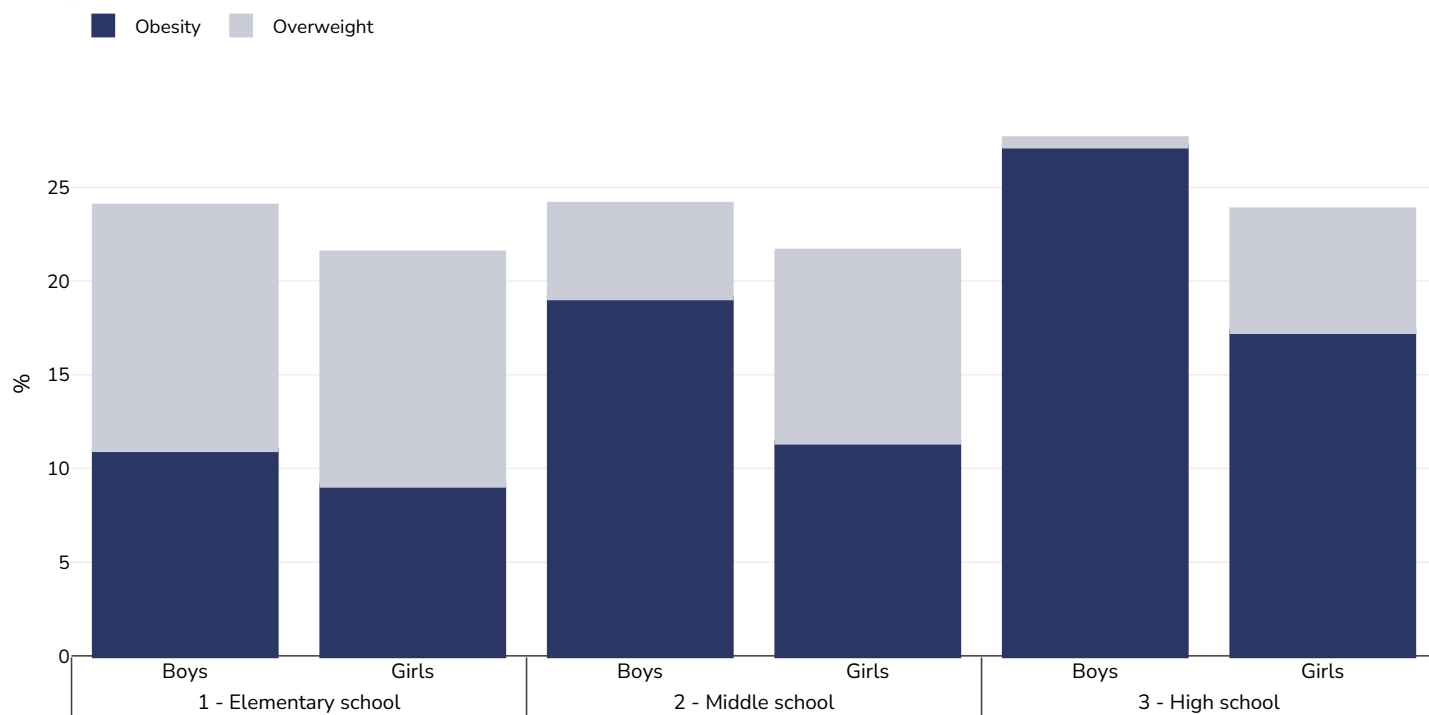
Notes: Data from the Korean National Health Insurance Service health checkup database (covers 97% of the population). The missing 3% are Koreans in the lowest income bracket. The prevalence of obesity was standardised by age and sex based on the 2010 population and housing census.

Definitions: WHO Asian cutoffs shown for BMI greater than or equal to 25kg/m² to allow comparison with non-Asian cutoffs. Data for overweight and obesity separately using WHO Asian cutoffs is not available in the paper.

Cutoffs: WHO Asia

Unless otherwise noted, overweight refers to a BMI between 25kg and 29.9kg/m², obesity refers to a BMI greater than 30kg/m².

Children, 2017



Survey type: Measured

Area covered: National

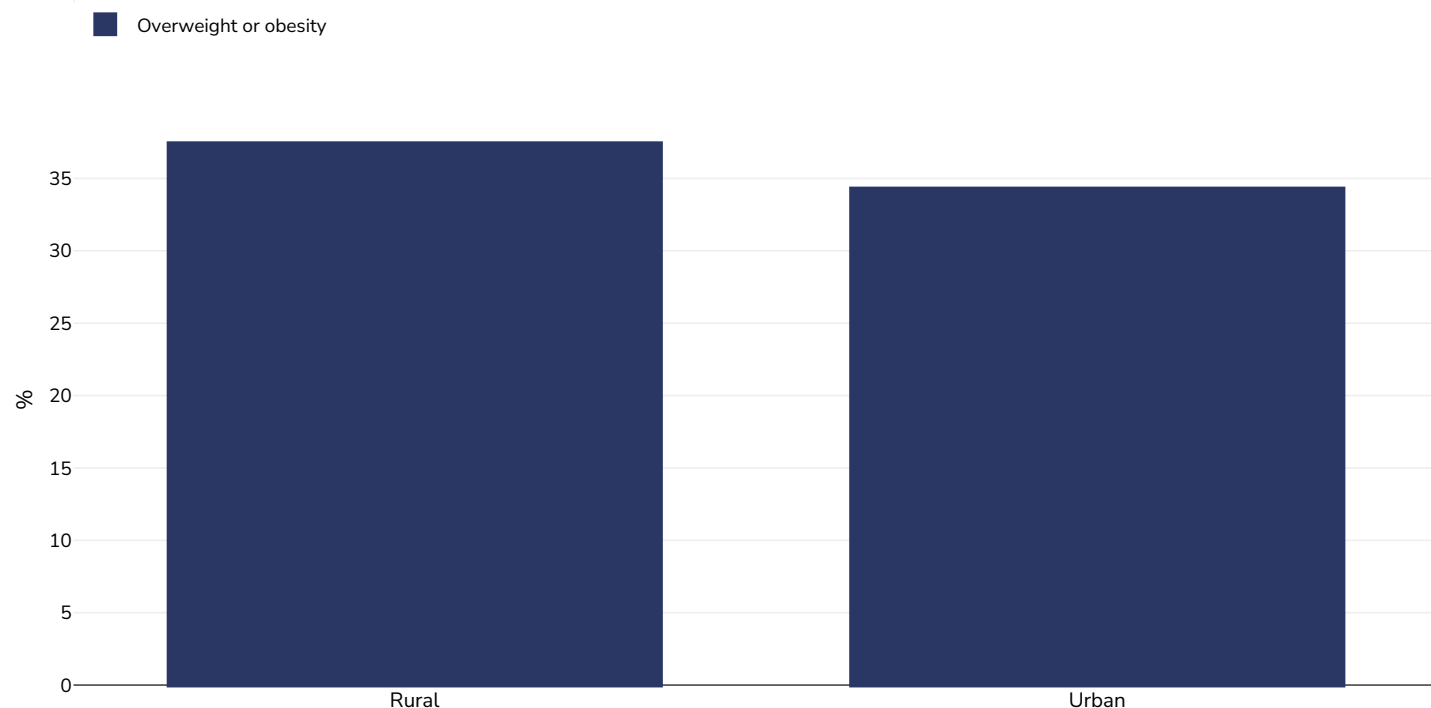
References: Kim, Jae Hyun, and Jin Soo Moon. "Secular Trends in Pediatric Overweight and Obesity in Korea." *Journal of Obesity & Metabolic Syndrome*, vol. 29, no. 1, 30 Mar. 2020, pp. 12–17, 10.7570/jomes20002. Accessed 18 Oct. 2021.

Notes: Data from the National School Health Examination 2017

Cutoffs: WHO

Overweight/obesity by region

Adults, 2017



Survey type: Measured

Age: 19+

Sample size: 6126

Area covered: National

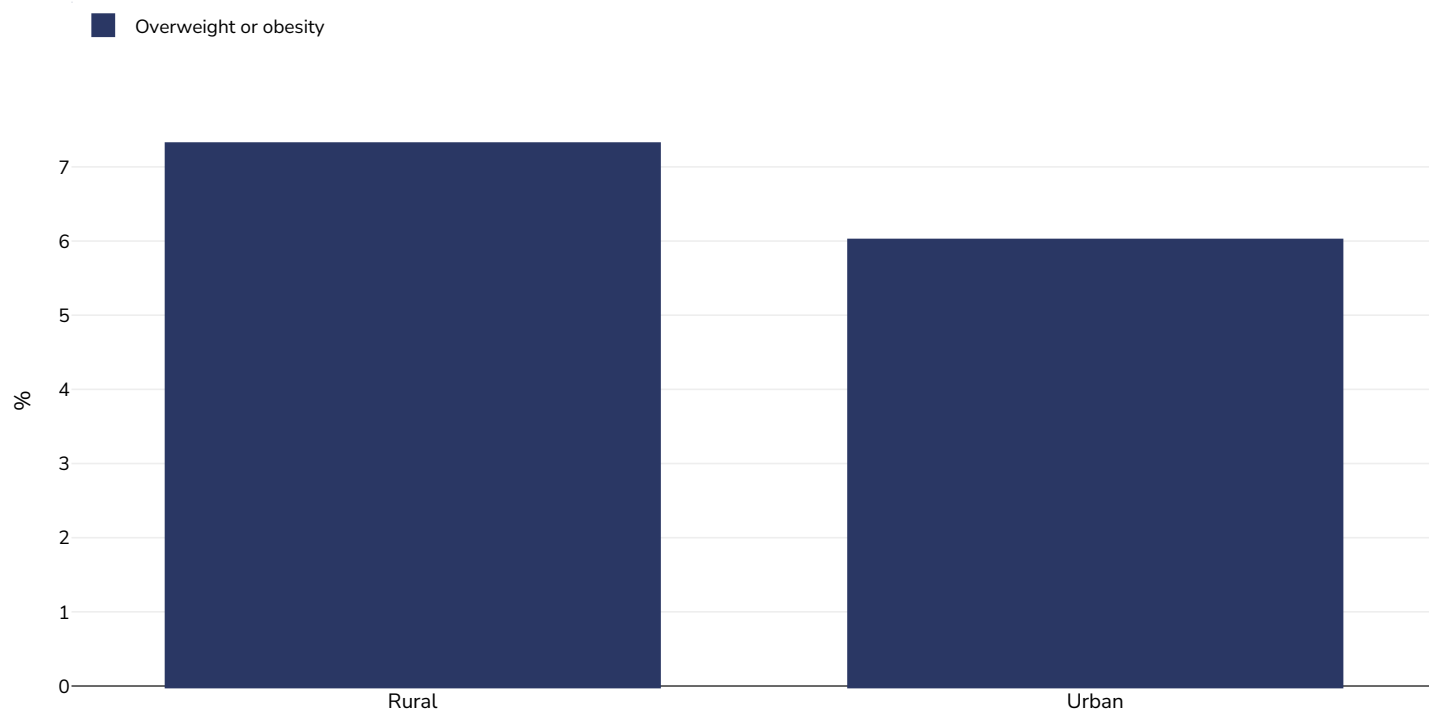
References: Lee J, Sa J. Regional disparities in healthy eating and nutritional status in South Korea: Korea National Health and Nutrition Examination Survey 2017. *Nutr Res Pract.* 2020 Dec;14(6):679-690. doi: 10.4162/nrp.2020.14.6.679. Epub 2020 Oct 7. PMID: 33282128; PMCID: PMC7683206.

Definitions: WHO Asian cutoffs shown for BMI greater than or equal to 25kg/m² to allow comparison with non-Asian cutoffs.

Cutoffs: WHO Asia

Unless otherwise noted, overweight refers to a BMI between 25kg and 29.9kg/m², obesity refers to a BMI greater than 30kg/m².

Infants, 2019-2021



Sample size: 1414207

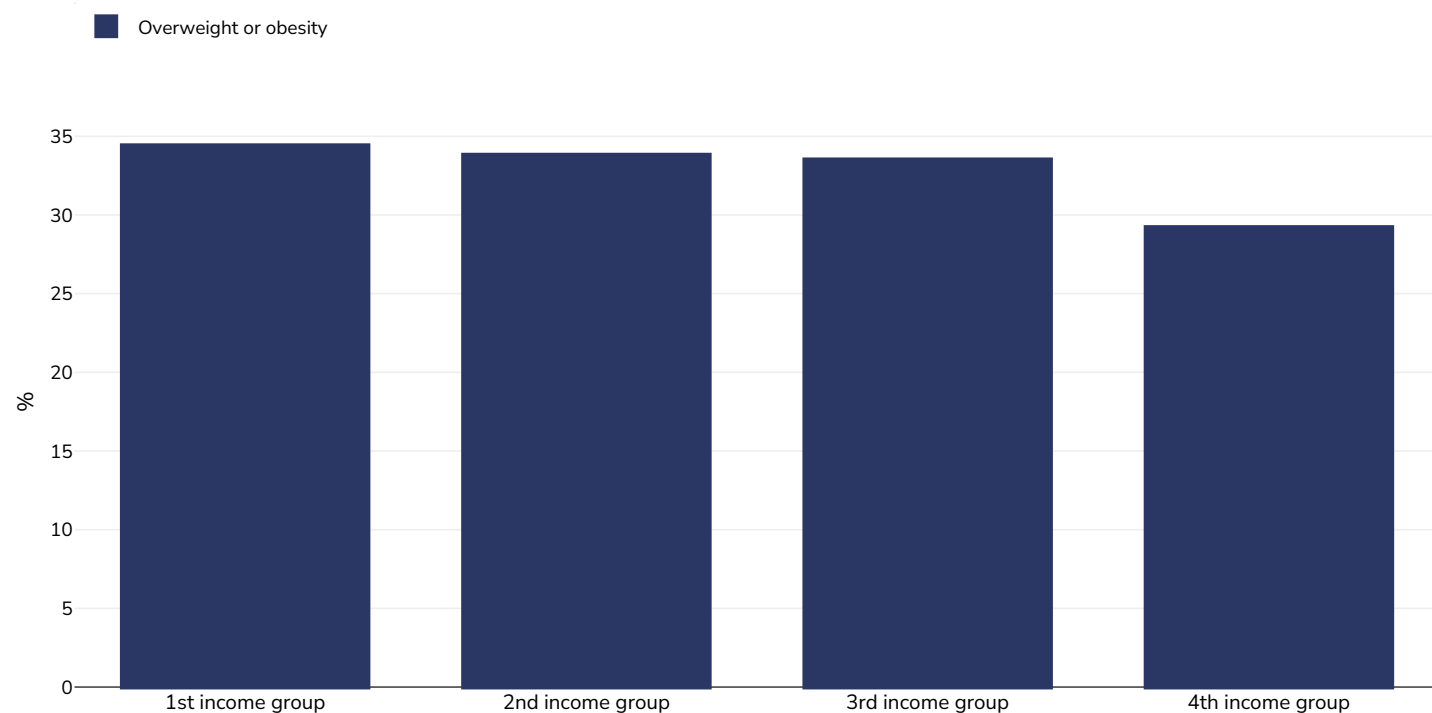
References: NHANES: South Korea National Health and Nutrition Examination Survey 2019-21

Notes: UNICEF/WHO/World Bank Joint Child Malnutrition Estimates Expanded Database: Overweight (Survey Estimates), May 2023, New York. For more information about the methodology, please consult <https://data.unicef.org/resources/jme-2023-country-consultations/> Percentage of children under 5 years of age falling above 2 standard deviations (moderate and severe) from the median weight-for-height of the reference population.

Definitions: =>+2SD

Overweight/obesity by socio-economic group

Adults, 2018



Survey type: Measured

Age: 20+

Area covered: National

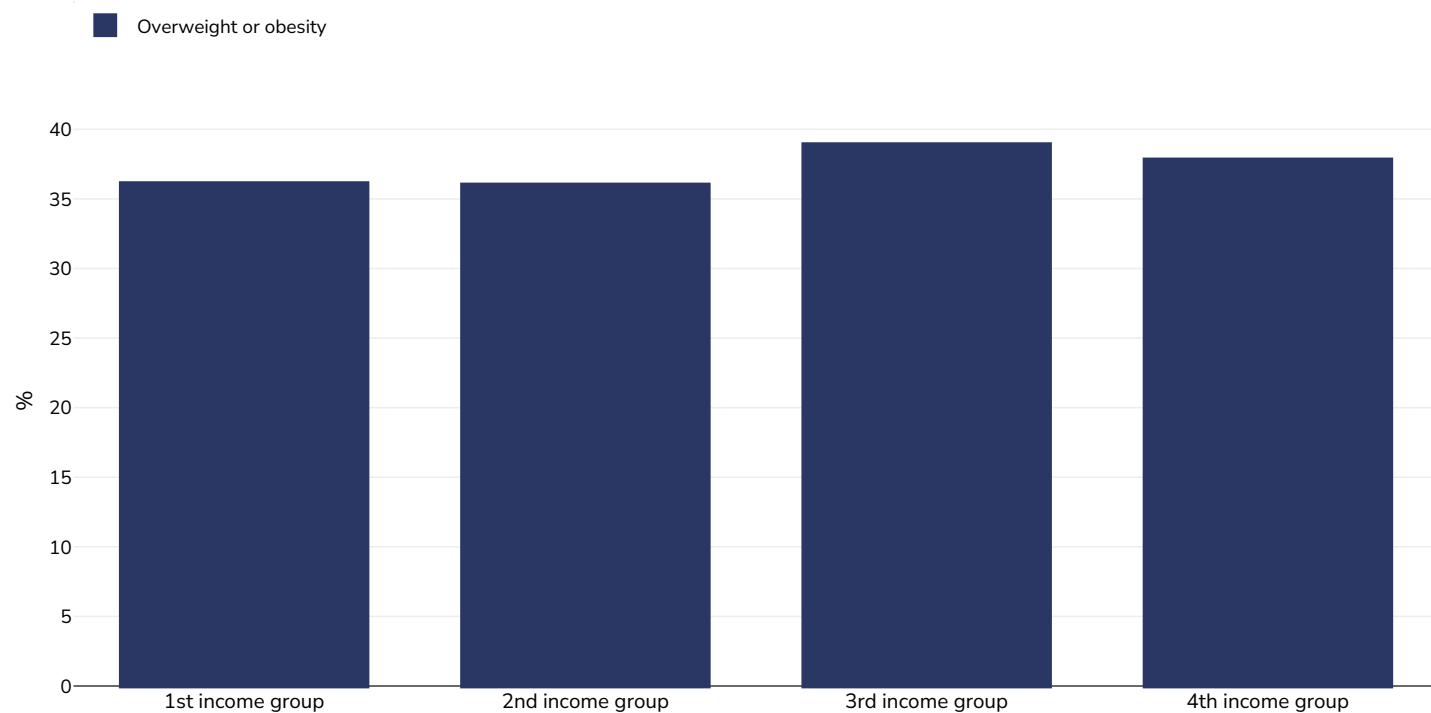
References: Nam, Ga Eun, et al. "Obesity Fact Sheet in Korea, 2019: Prevalence of Obesity and Abdominal Obesity from 2009 to 2018 and Social Factors." *Journal of Obesity & Metabolic Syndrome*, vol. 29, no. 2, 30 June 2020, pp. 124–132, www.ncbi.nlm.nih.gov/pmc/articles/PMC7338491/, 10.7570/jomes20058. Accessed 18 Oct. 2021.

Notes: Data from the Korean National Health Insurance Service health checkup database.

Definitions: WHO Asia

Unless otherwise noted, overweight refers to a BMI between 25kg and 29.9kg/m², obesity refers to a BMI greater than 30kg/m².

Men, 2018



Survey type: Measured

Age: 20+

Area covered: National

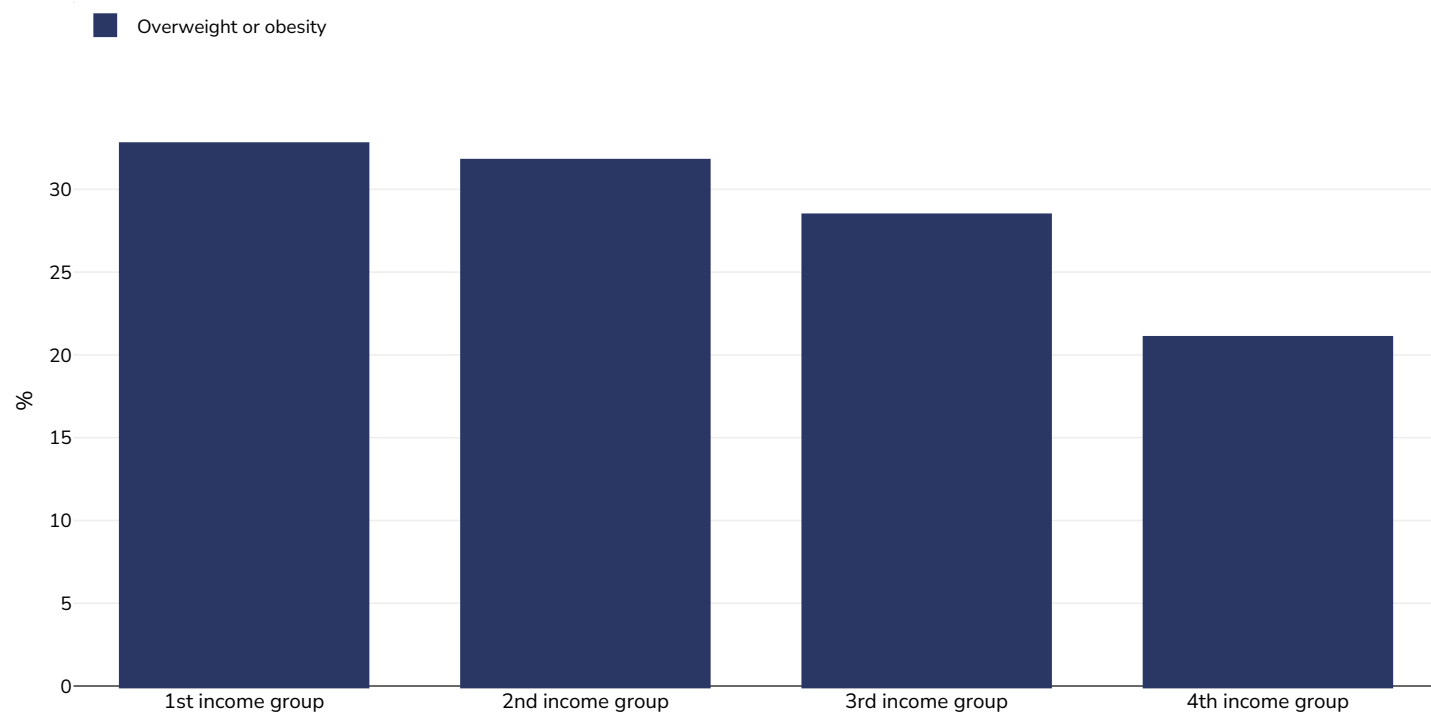
References: Nam, Ga Eun, et al. "Obesity Fact Sheet in Korea, 2019: Prevalence of Obesity and Abdominal Obesity from 2009 to 2018 and Social Factors." *Journal of Obesity & Metabolic Syndrome*, vol. 29, no. 2, 30 June 2020, pp. 124–132, www.ncbi.nlm.nih.gov/pmc/articles/PMC7338491/, 10.7570/jomes20058. Accessed 18 Oct. 2021.

Notes: Data from the Korean National Health Insurance Service health checkup database.

Definitions: WHO Asia

Unless otherwise noted, overweight refers to a BMI between 25kg and 29.9kg/m², obesity refers to a BMI greater than 30kg/m².

Women, 2018



Survey type: Measured

Age: 20+

Area covered: National

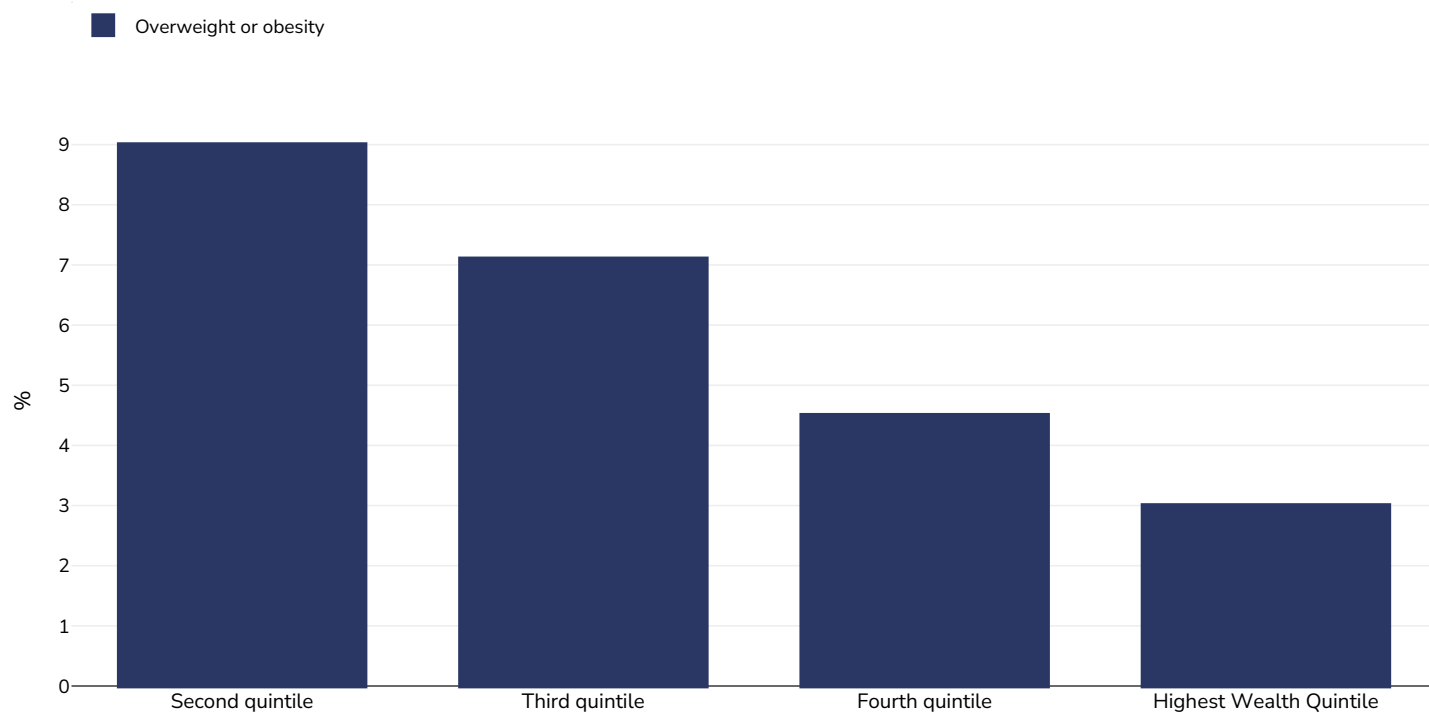
References: Nam, Ga Eun, et al. "Obesity Fact Sheet in Korea, 2019: Prevalence of Obesity and Abdominal Obesity from 2009 to 2018 and Social Factors." *Journal of Obesity & Metabolic Syndrome*, vol. 29, no. 2, 30 June 2020, pp. 124–132, www.ncbi.nlm.nih.gov/pmc/articles/PMC7338491/, 10.7570/jomes20058. Accessed 18 Oct. 2021.

Notes: Data from the Korean National Health Insurance Service health checkup database.

Definitions: WHO Asia

Unless otherwise noted, overweight refers to a BMI between 25kg and 29.9kg/m², obesity refers to a BMI greater than 30kg/m².

Infants, 2019-2021



Sample size: 1414207

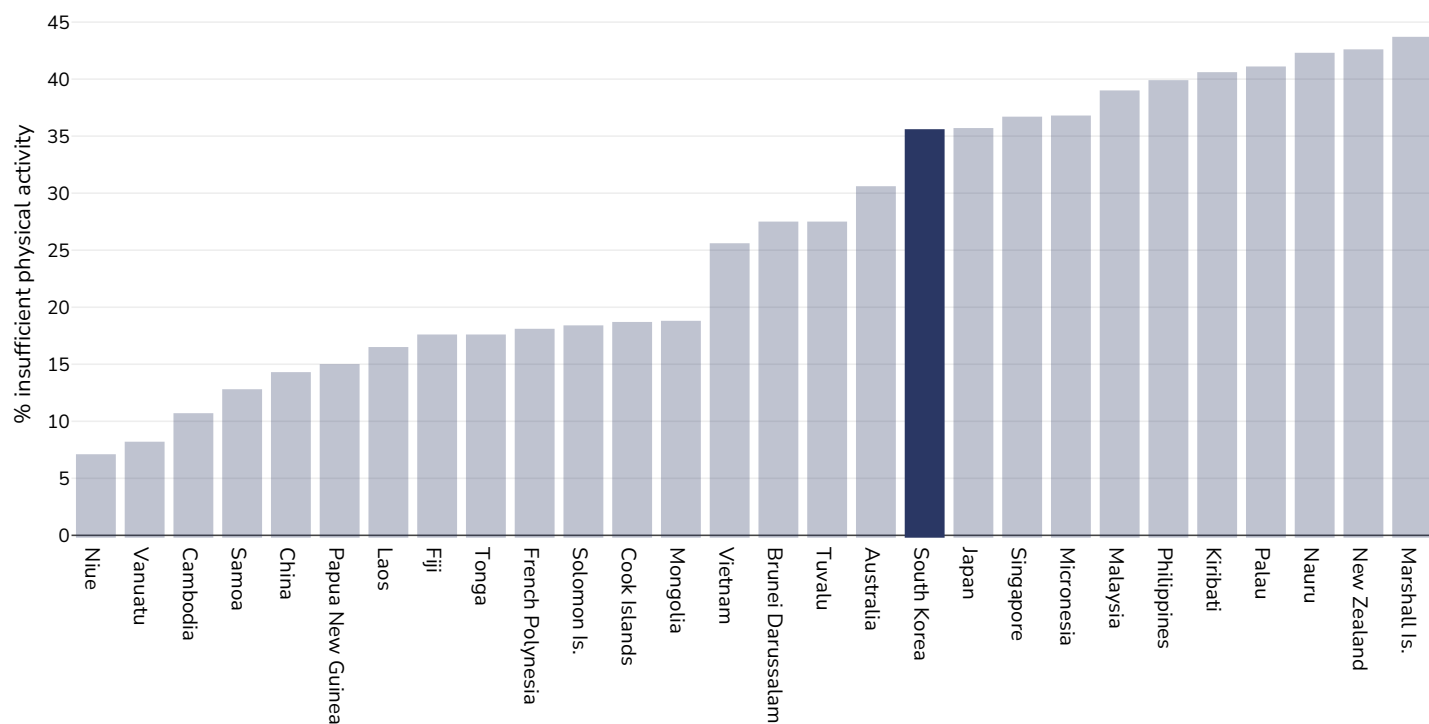
References: NHANES: South Korea National Health and Nutrition Examination Survey 2019-21

Notes: UNICEF/WHO/World Bank Joint Child Malnutrition Estimates Expanded Database: Overweight (Survey Estimates), May 2023, New York. For more information about the methodology, please consult <https://data.unicef.org/resources/jme-2023-country-consultations/> Percentage of children under 5 years of age falling above 2 standard deviations (moderate and severe) from the median weight-for-height of the reference population.

Definitions: =>+2SD

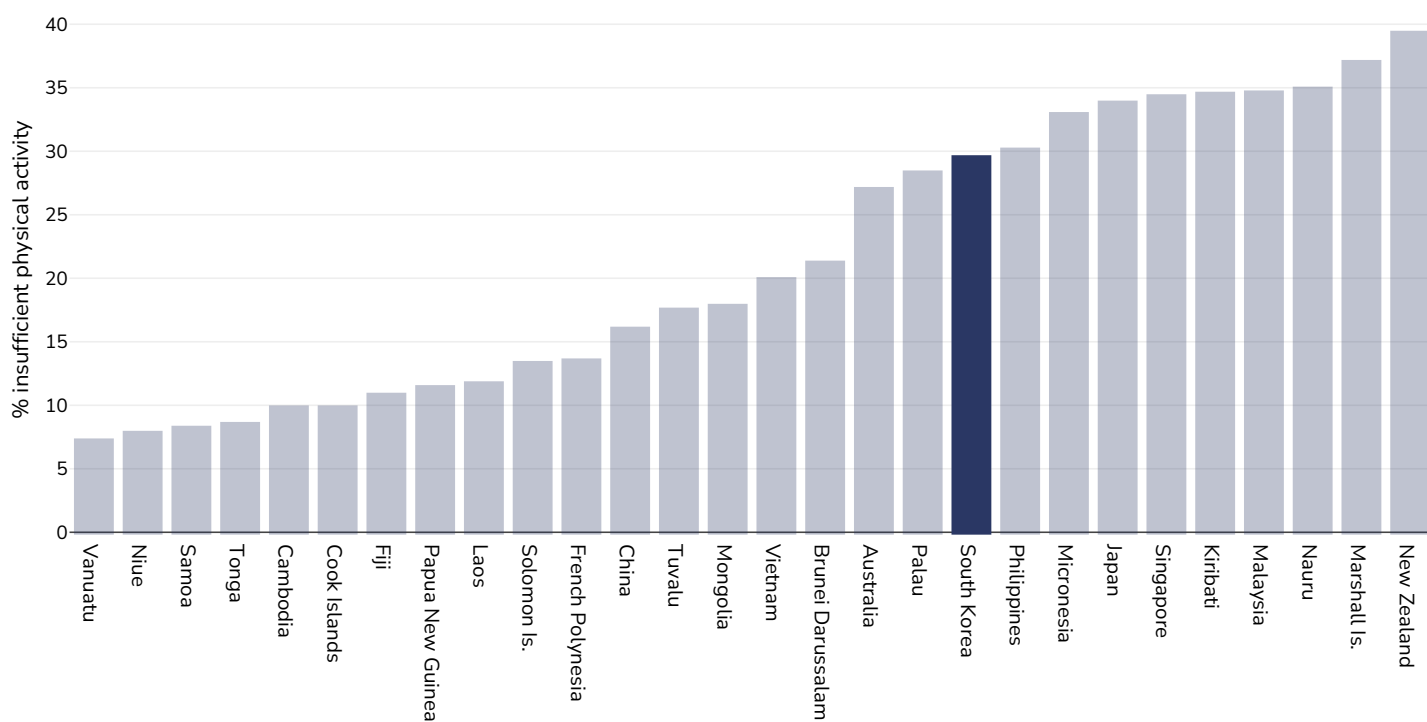
Insufficient physical activity

Adults, 2016



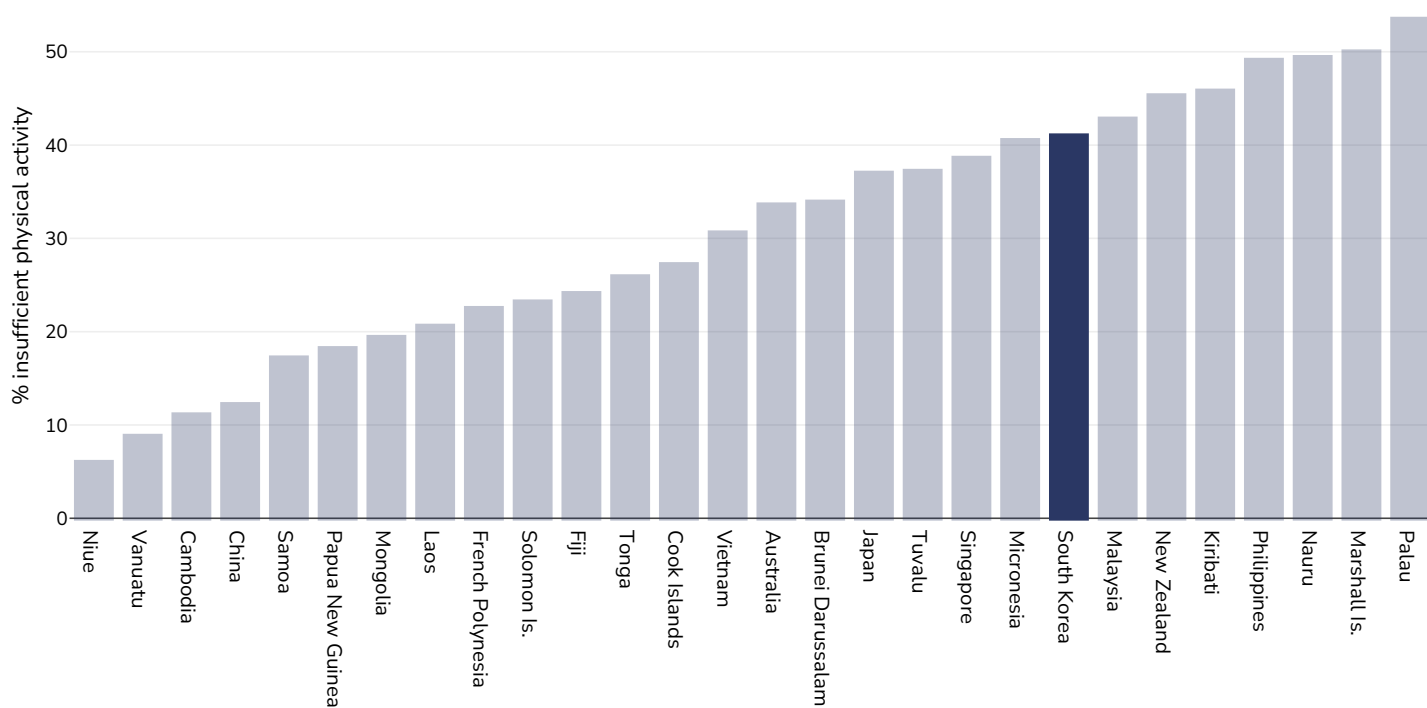
References: Guthold R, Stevens GA, Riley LM, Bull FC. Worldwide trends in insufficient physical activity from 2001 to 2016: a pooled analysis of 358 population-based surveys with 1.9 million participants. *Lancet* 2018 [http://dx.doi.org/10.1016/S2214-109X\(18\)30357-7](http://dx.doi.org/10.1016/S2214-109X(18)30357-7)

Men, 2016



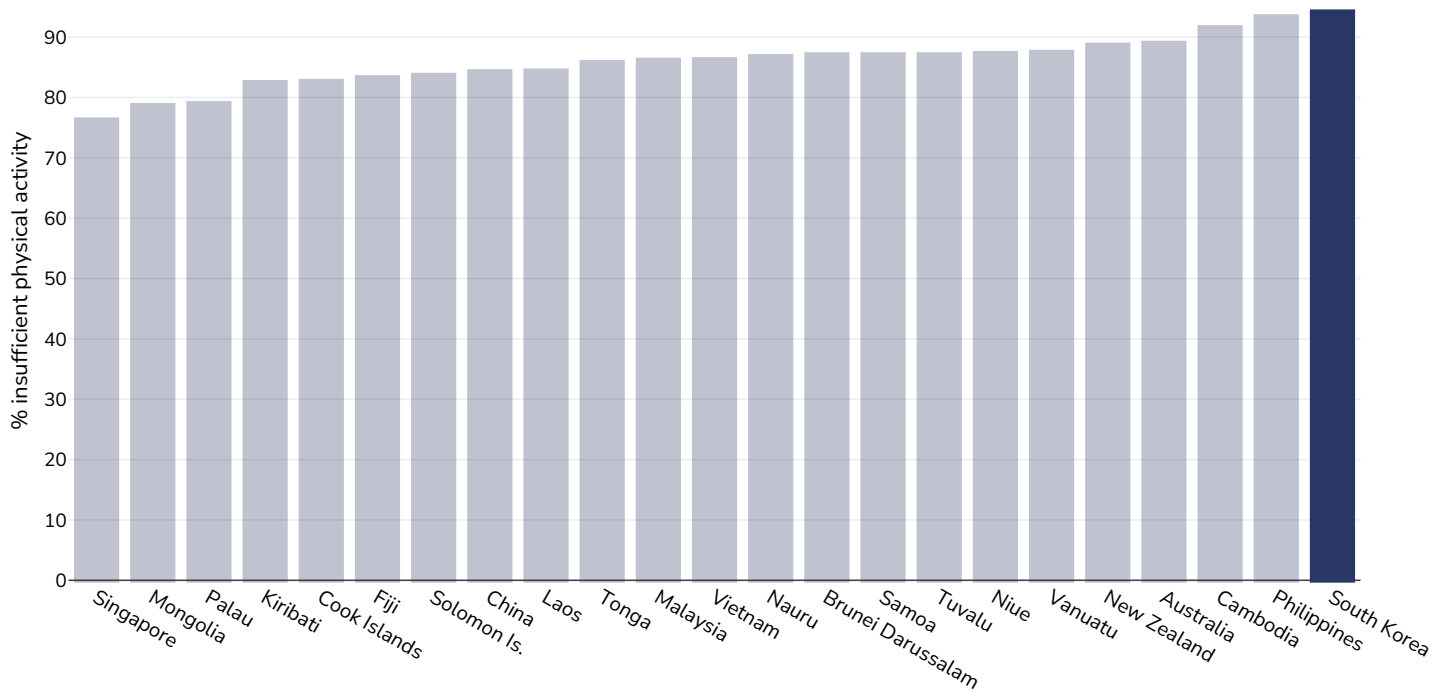
References: Guthold R, Stevens GA, Riley LM, Bull FC. Worldwide trends in insufficient physical activity from 2001 to 2016: a pooled analysis of 358 population-based surveys with 1.9 million participants. *Lancet* 2018 [http://dx.doi.org/10.1016/S2214-109X\(18\)30357-7](http://dx.doi.org/10.1016/S2214-109X(18)30357-7)

Women, 2016



References: Guthold R, Stevens GA, Riley LM, Bull FC. Worldwide trends in insufficient physical activity from 2001 to 2016: a pooled analysis of 358 population-based surveys with 1.9 million participants. Lancet 2018 [http://dx.doi.org/10.1016/S2214-109X\(18\)30357-7](http://dx.doi.org/10.1016/S2214-109X(18)30357-7)

Children, 2016



Survey type: Self-reported

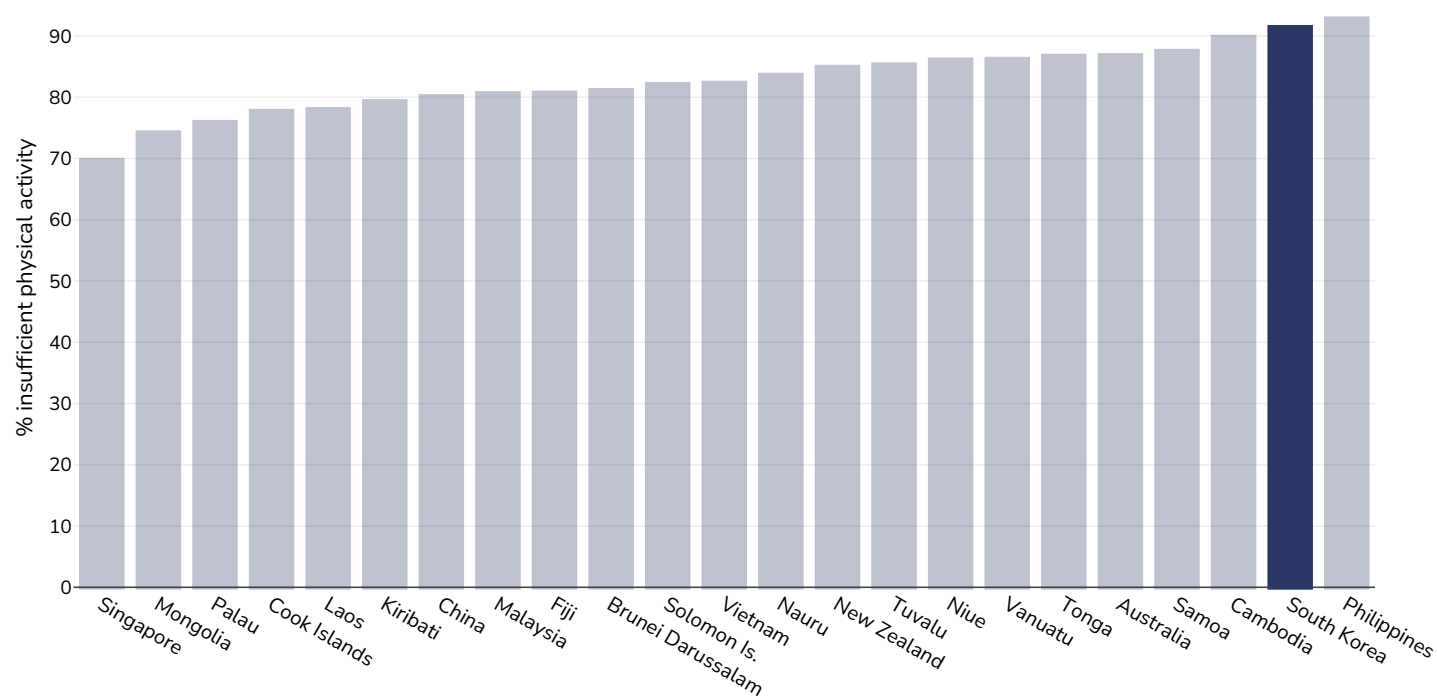
Age: 11-17

References: Global Health Observatory data repository, World Health Organisation, <https://apps.who.int/gho/data/node.main.A893ADO?lang=en> (last accessed 16.03.21)

Notes: % of school going adolescents not meeting WHO recommendations on Physical Activity for Health, i.e. doing less than 60 minutes of moderate- to vigorous-intensity physical activity daily.

Definitions: % Adolescents insufficiently active (age standardised estimate)

Boys, 2016



Survey type: Self-reported

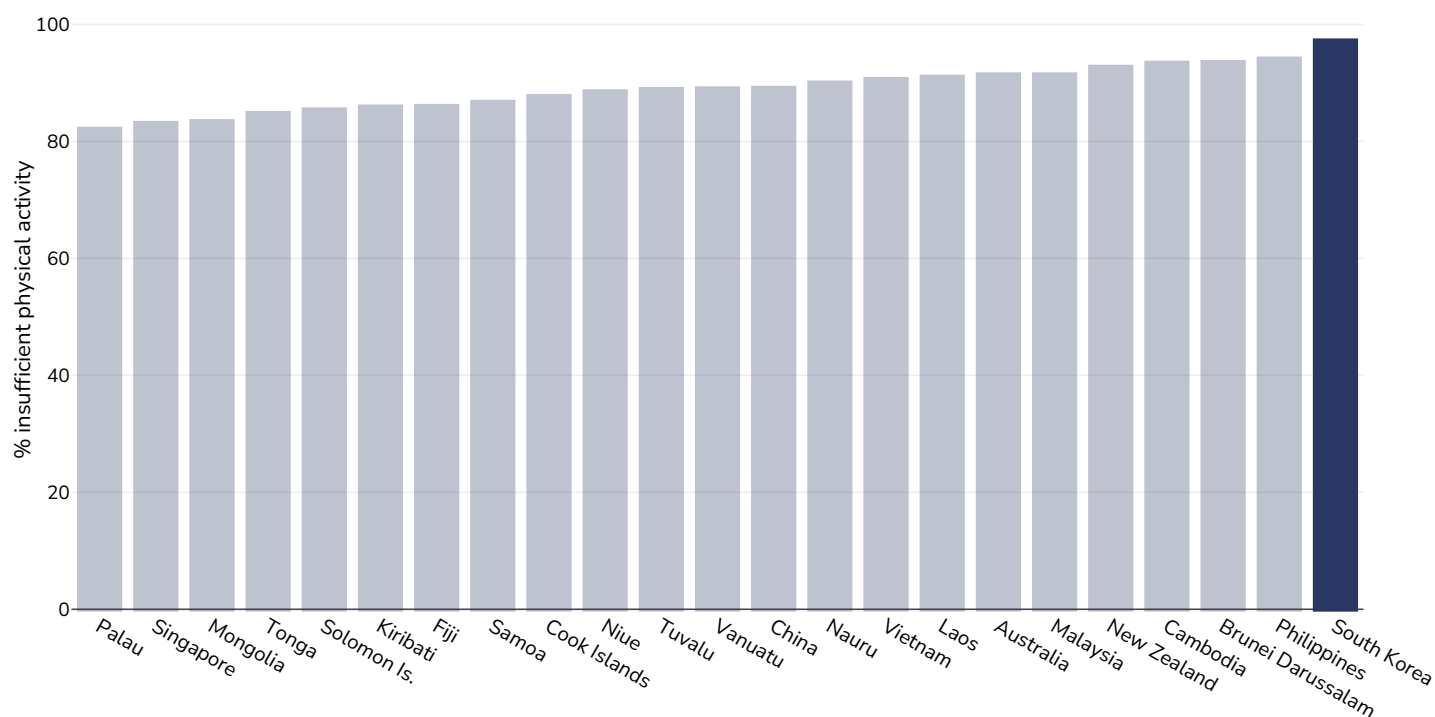
Age: 11-17

References: Global Health Observatory data repository, World Health Organisation, <https://apps.who.int/gho/data/node.main.A893ADO?lang=en> (last accessed 16.03.21)

Notes: % of school going adolescents not meeting WHO recommendations on Physical Activity for Health, i.e. doing less than 60 minutes of moderate- to vigorous-intensity physical activity daily.

Definitions: % Adolescents insufficiently active (age standardised estimate)

Girls, 2016



Survey type: Self-reported

Age: 11-17

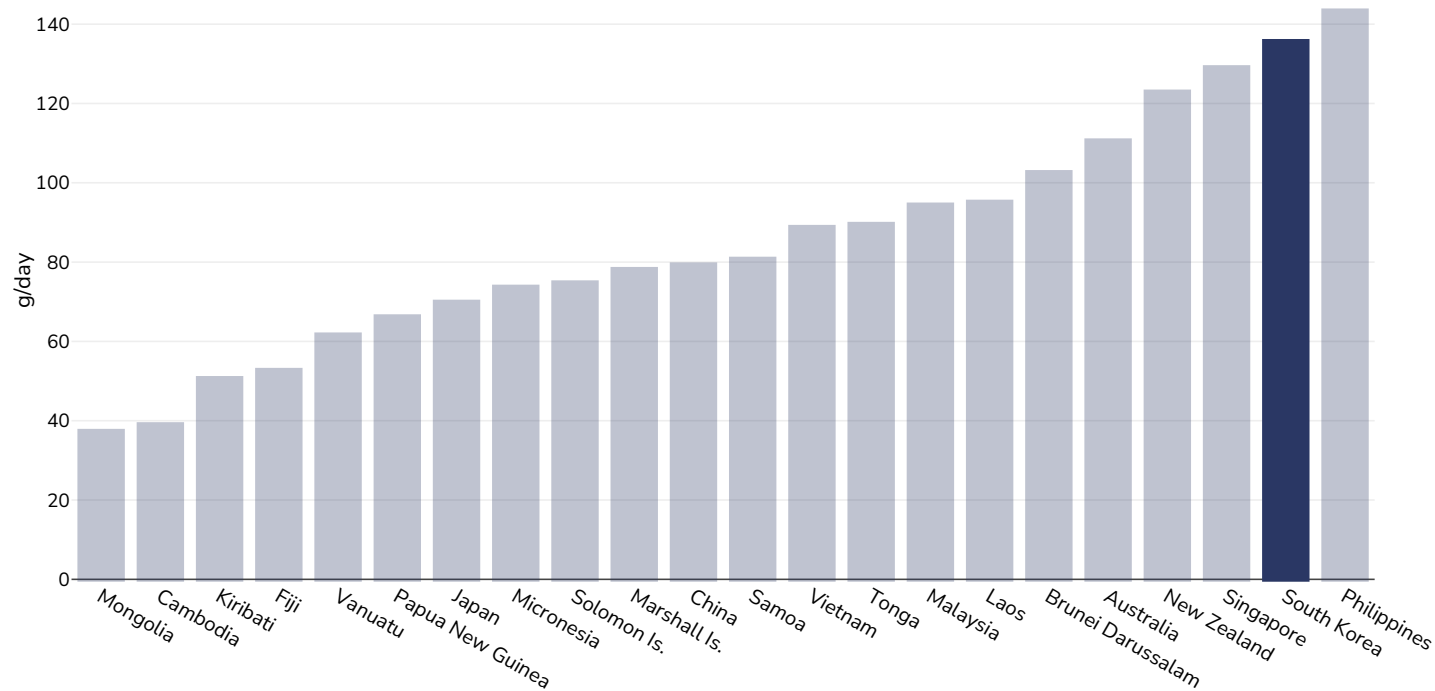
References: Global Health Observatory data repository, World Health Organisation, <https://apps.who.int/gho/data/node.main.A893ADO?lang=en> (last accessed 16.03.21)

Notes: % of school going adolescents not meeting WHO recommendations on Physical Activity for Health, i.e. doing less than 60 minutes of moderate- to vigorous-intensity physical activity daily.

Definitions: % Adolescents insufficiently active (age standardised estimate)

Estimated per capita fruit intake

Adults, 2017



Survey type: Measured

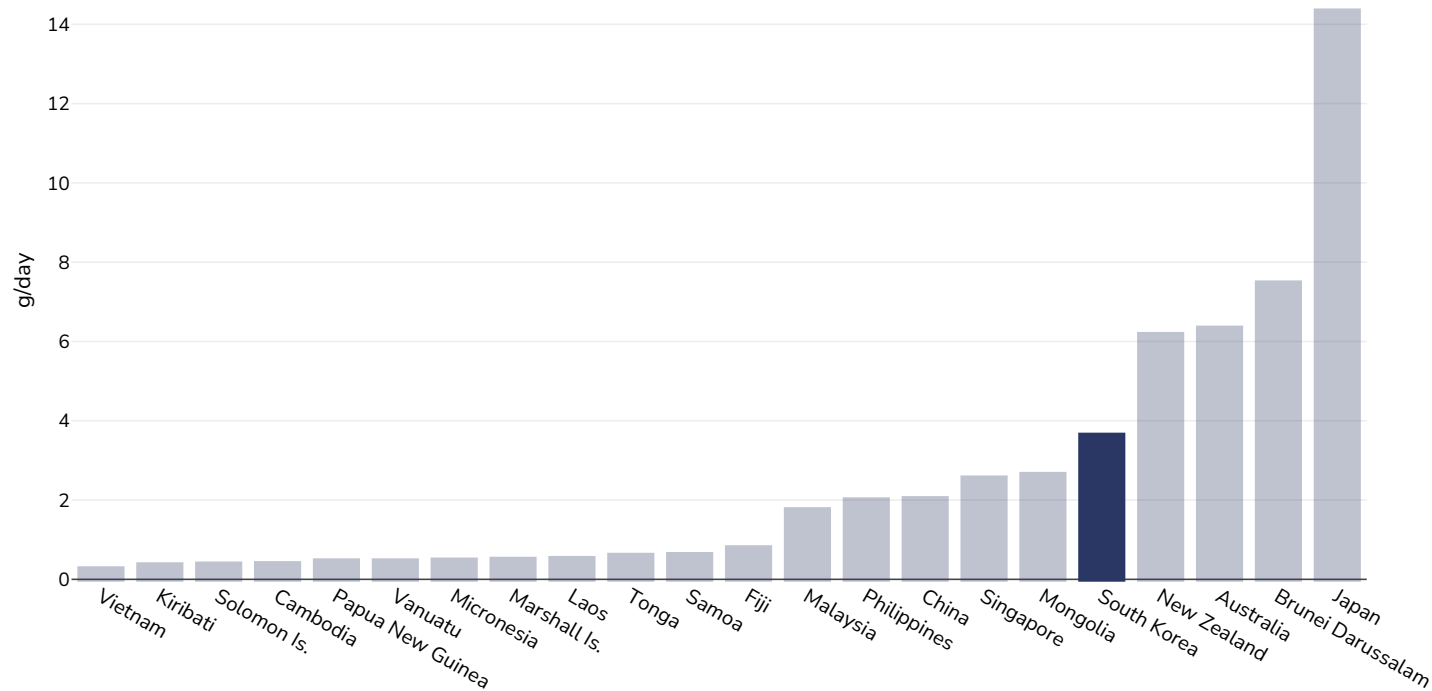
Age: 25+

References: Global Burden of Disease, the Institute for Health Metrics and Evaluation <http://ghdx.healthdata.org/>

Definitions: Estimated per-capita fruit intake (g/day)

Estimated per-capita processed meat intake

Adults, 2017



Survey type: Measured

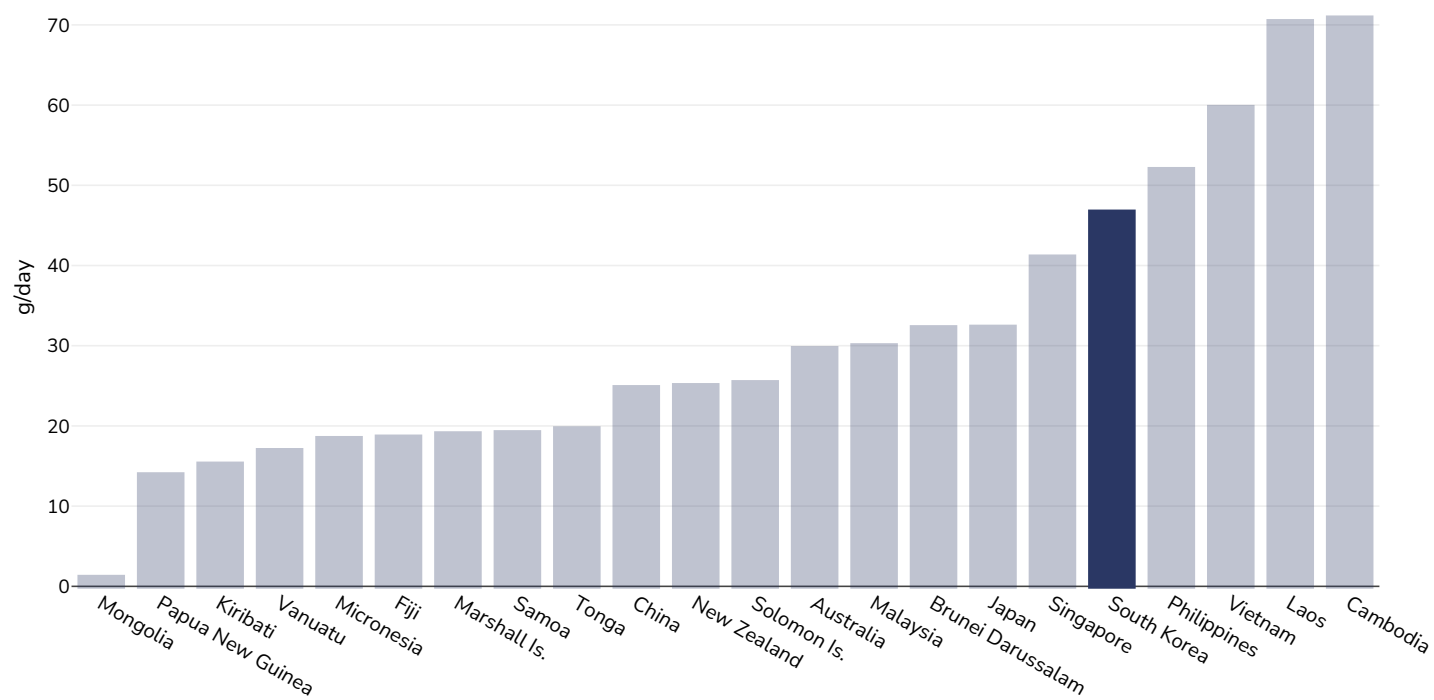
Age: 25+

References: Global Burden of Disease, the Institute for Health Metrics and Evaluation <http://ghdx.healthdata.org/>

Definitions: Estimated per-capita processed meat intake (g per day)

Estimated per capita whole grains intake

Adults, 2017



Survey type: Measured

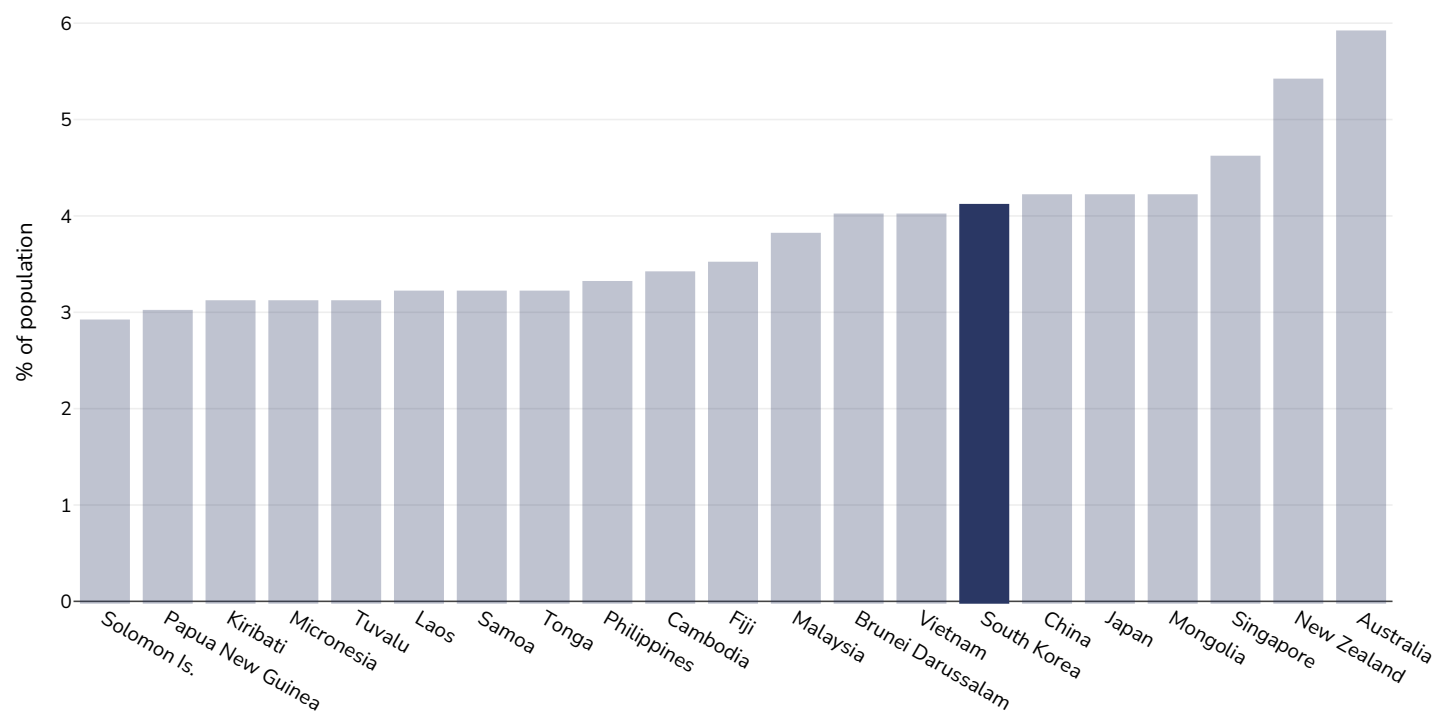
Age: 25+

References: Global Burden of Disease, the Institute for Health Metrics and Evaluation <http://ghdx.healthdata.org/>

Definitions: Estimated per-capita whole grains intake (g/day)

Mental health - depression disorders

Adults, 2015

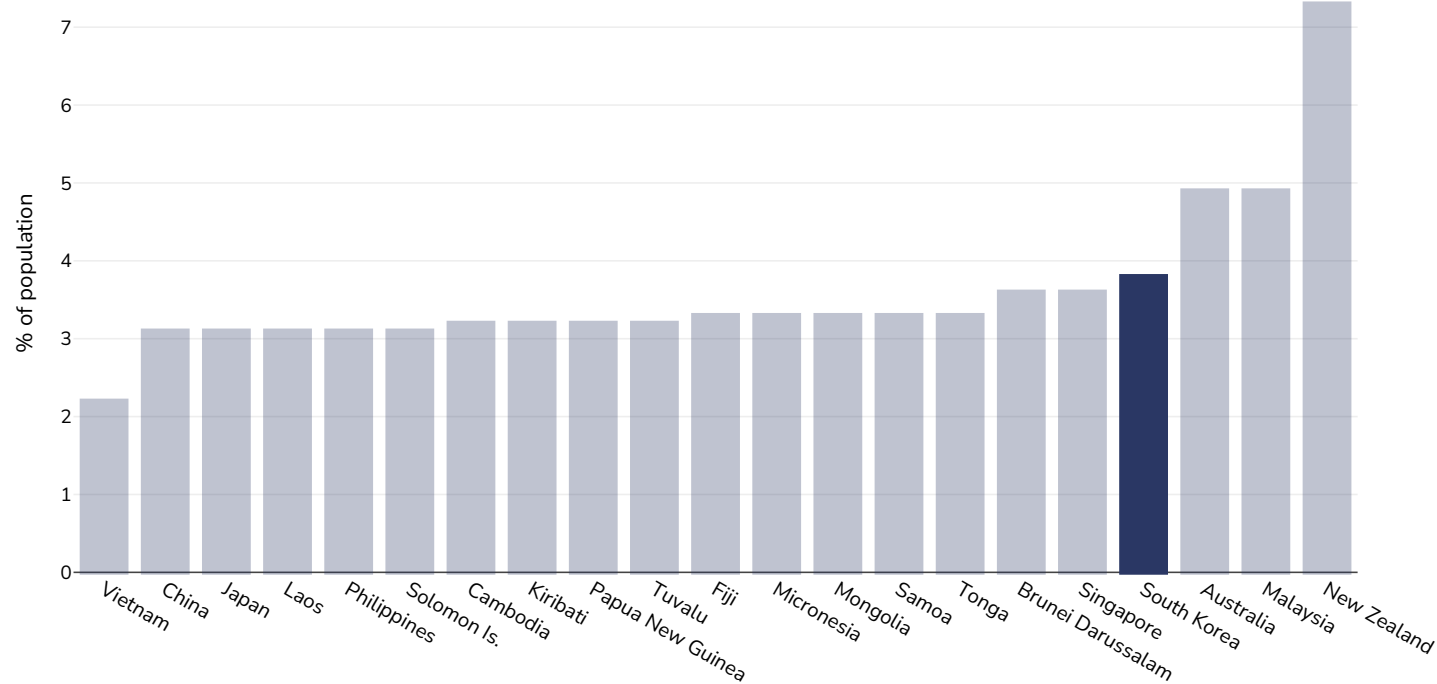


References: Prevalence data from Global Burden of Disease study 2015 (<http://ghdx.healthdata.org>) published in: Depression and Other Common Mental Disorders: Global Health Estimates. Geneva:World Health Organization; 2017. Licence: CC BY-NC-SA 3.0 IGO.

Definitions: % of population with depression disorders

Mental health - anxiety disorders

Adults, 2015




References: Prevalence data from Global Burden of Disease study 2015 (<http://ghdx.healthdata.org>) published in: Depression and Other Common Mental Disorders: Global Health Estimates. Geneva:World Health Organization; 2017. Licence: CC BY-NC-SA 3.0 IGO.

Definitions: % of population with anxiety disorders

Oesophageal cancer

Men, 2022




Age: 20+

Area covered: National

References: Ferlay J, Ervik M, Lam F, Laversanne M, Colombet M, Mery L, Piñeros M, Znaor A, Soerjomataram I, Bray F (2024). Global Cancer Observatory: Cancer Today. Lyon, France: International Agency for Research on Cancer. Available from: <https://gco.iarc.who.int/today>, accessed [16.07.24]

Definitions: Incidence per 100,000

Women, 2022



Age: 20+

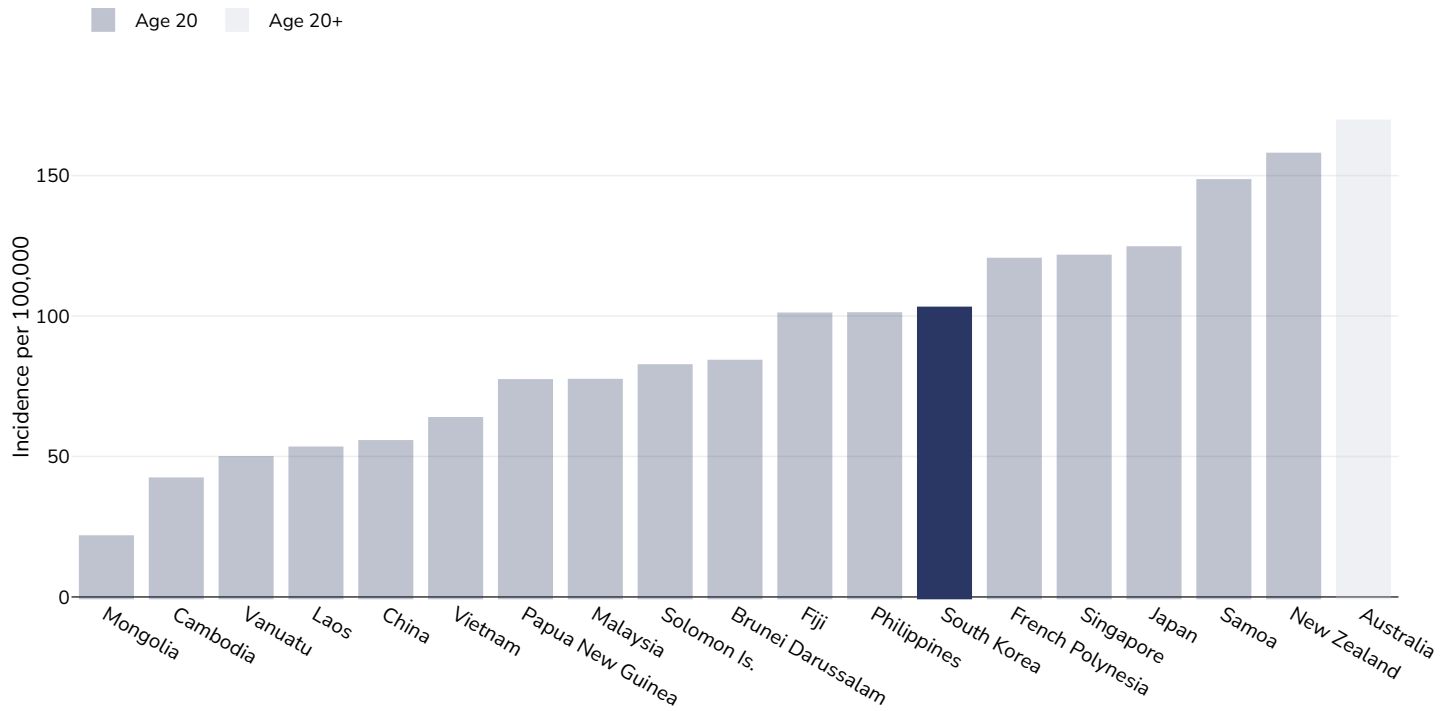
Area covered: National

References: Ferlay J, Ervik M, Lam F, Laversanne M, Colombet M, Mery L, Piñeros M, Znaor A, Soerjomataram I, Bray F (2024). Global Cancer Observatory: Cancer Today. Lyon, France: International Agency for Research on Cancer. Available from: <https://gco.iarc.who.int/today>, accessed [16.07.24]

Definitions: Incidence per 100,000

Breast cancer

Women, 2022




Area covered: National

References: Ferlay J, Ervik M, Lam F, Laversanne M, Colombet M, Mery L, Piñeros M, Znaor A, Soerjomataram I, Bray F (2024). Global Cancer Observatory: Cancer Today. Lyon, France: International Agency for Research on Cancer. Available from: <https://gco.iarc.who.int/today>, accessed [16.07.24]

Definitions: Incidence per 100,000

Colorectal cancer

Men, 2022




Age: 20+

Area covered: National

References: Ferlay J, Ervik M, Lam F, Laversanne M, Colombet M, Mery L, Piñeros M, Znaor A, Soerjomataram I, Bray F (2024). Global Cancer Observatory: Cancer Today. Lyon, France: International Agency for Research on Cancer. Available from: <https://gco.iarc.who.int/today>, accessed [16.07.24]

Definitions: Incidence per 100,000

Women, 2022



Age: 20+


Area covered: National

References: Ferlay J, Ervik M, Lam F, Laversanne M, Colombet M, Mery L, Piñeros M, Znaor A, Soerjomataram I, Bray F (2024). Global Cancer Observatory: Cancer Today. Lyon, France: International Agency for Research on Cancer. Available from: <https://gco.iarc.who.int/today>, accessed [16.07.24]

Definitions: Incidence per 100,000

Pancreatic cancer

Men, 2022




Age: 20+

Area covered: National

References: Ferlay J, Ervik M, Lam F, Laversanne M, Colombet M, Mery L, Piñeros M, Znaor A, Soerjomataram I, Bray F (2024). Global Cancer Observatory: Cancer Today. Lyon, France: International Agency for Research on Cancer. Available from: <https://gco.iarc.who.int/today>, accessed [16.07.24]

Definitions: Incidence per 100,000

Women, 2022



Age: 20+

Area covered: National

References: Ferlay J, Ervik M, Lam F, Laversanne M, Colombet M, Mery L, Piñeros M, Znaor A, Soerjomataram I, Bray F (2024). Global Cancer Observatory: Cancer Today. Lyon, France: International Agency for Research on Cancer. Available from: <https://gco.iarc.who.int/today>, accessed [16.07.24]

Definitions: Incidence per 100,000

Gallbladder cancer

Men, 2022




Age: 20+

Area covered: National

References: Ferlay J, Ervik M, Lam F, Laversanne M, Colombet M, Mery L, Piñeros M, Znaor A, Soerjomataram I, Bray F (2024). Global Cancer Observatory: Cancer Today. Lyon, France: International Agency for Research on Cancer. Available from: <https://gco.iarc.who.int/today>, accessed [16.07.24]

Definitions: Incidence per 100,000

Women, 2022



Age: 20+


Area covered: National

References: Ferlay J, Ervik M, Lam F, Laversanne M, Colombet M, Mery L, Piñeros M, Znaor A, Soerjomataram I, Bray F (2024). Global Cancer Observatory: Cancer Today. Lyon, France: International Agency for Research on Cancer. Available from: <https://gco.iarc.who.int/today>, accessed [16.07.24]

Definitions: Incidence per 100,000

Kidney cancer

Men, 2022




Age: 20+

Area covered: National

References: Ferlay J, Ervik M, Lam F, Laversanne M, Colombet M, Mery L, Piñeros M, Znaor A, Soerjomataram I, Bray F (2024). Global Cancer Observatory: Cancer Today. Lyon, France: International Agency for Research on Cancer. Available from: <https://gco.iarc.who.int/today>, accessed [16.07.24]

Definitions: Incidence per 100,000

Women, 2022



Age: 20+


Area covered: National

References: Ferlay J, Ervik M, Lam F, Laversanne M, Colombet M, Mery L, Piñeros M, Znaor A, Soerjomataram I, Bray F (2024). Global Cancer Observatory: Cancer Today. Lyon, France: International Agency for Research on Cancer. Available from: <https://gco.iarc.who.int/today>, accessed [16.07.24]

Definitions: Incidence per 100,000

Cancer of the uterus

Women, 2022



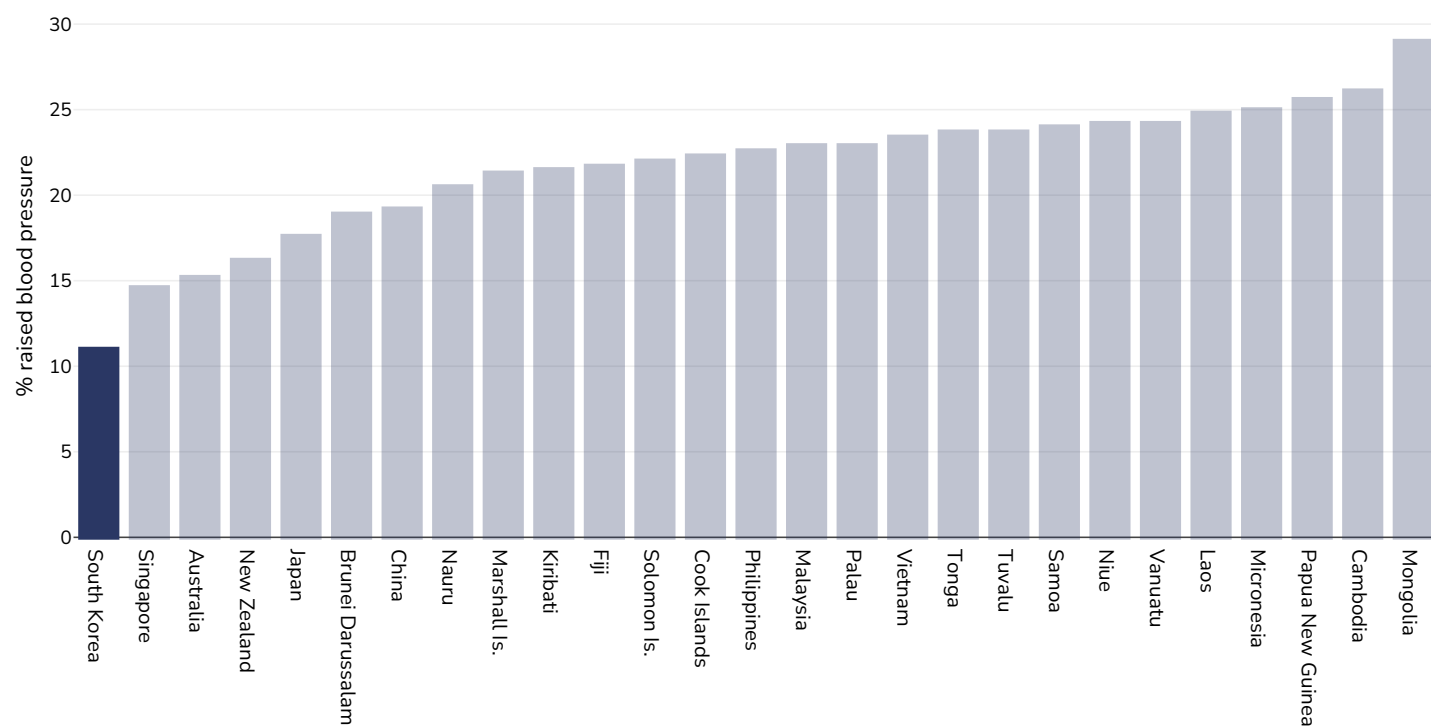
Age: 20+

References: Ferlay J, Ervik M, Lam F, Laversanne M, Colombet M, Mery L, Piñeros M, Znaor A, Soerjomataram I, Bray F (2024). Global Cancer Observatory: Cancer Today. Lyon, France: International Agency for Research on Cancer. Available from: <https://gco.iarc.who.int/today>, accessed [16.07.24]

Definitions: Incidence per 100,000

Raised blood pressure

Adults, 2015



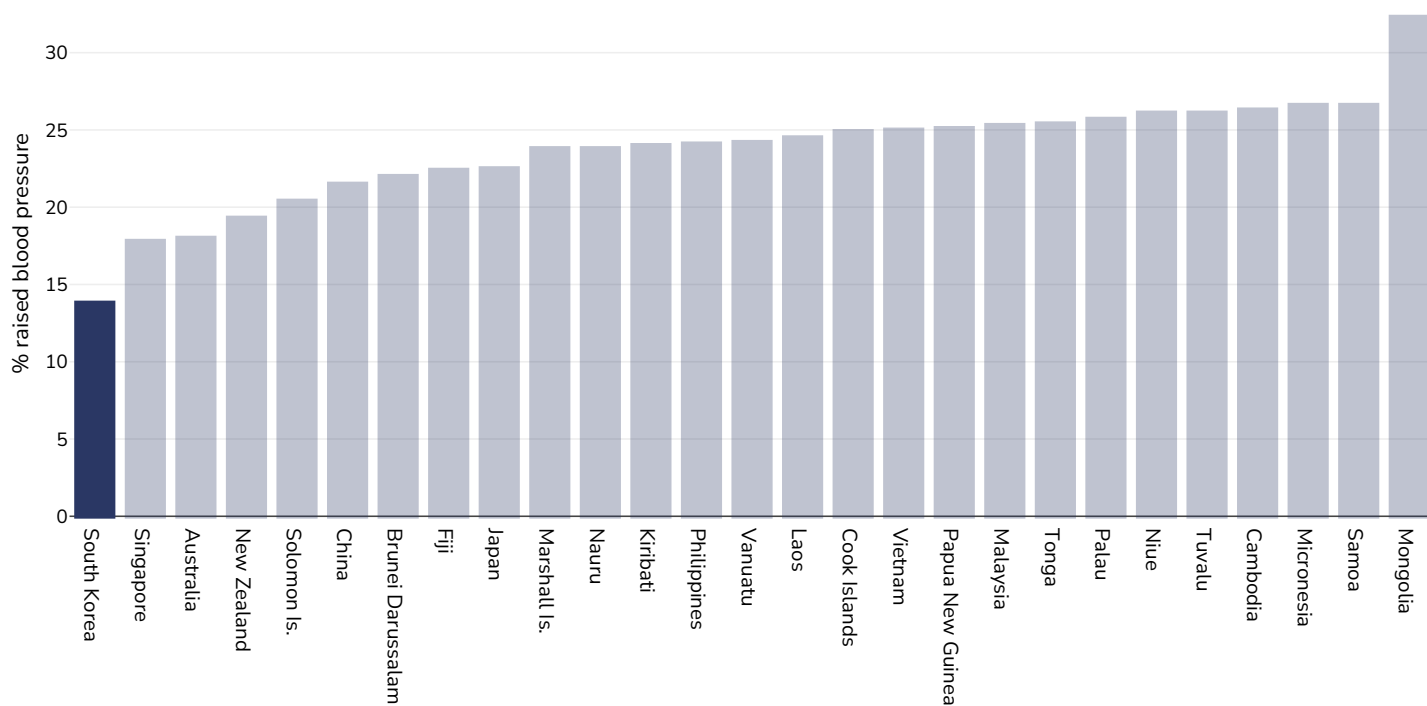
References:

Global Health Observatory data repository, World Health Organisation,
<http://apps.who.int/gho/data/node.main.A875?lang=en>

Definitions:

Age Standardised estimated % Raised blood pressure 2015 (SBP \geq 140 OR DBP \geq 90).

Men, 2015



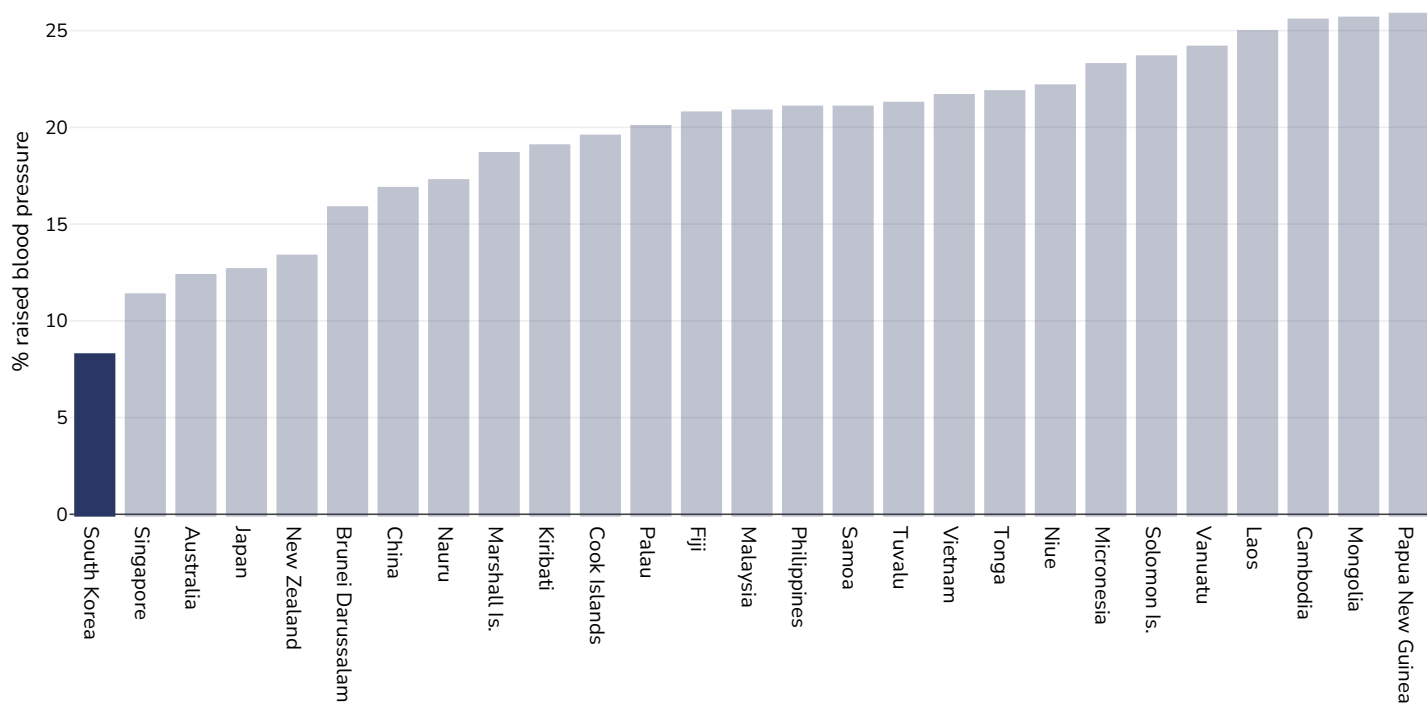
References:

Global Health Observatory data repository, World Health Organisation,
<http://apps.who.int/gho/data/node.main.A875?lang=en>

Definitions:

Age Standardised estimated % Raised blood pressure 2015 (SBP \geq 140 OR DBP \geq 90).

Women, 2015



References:

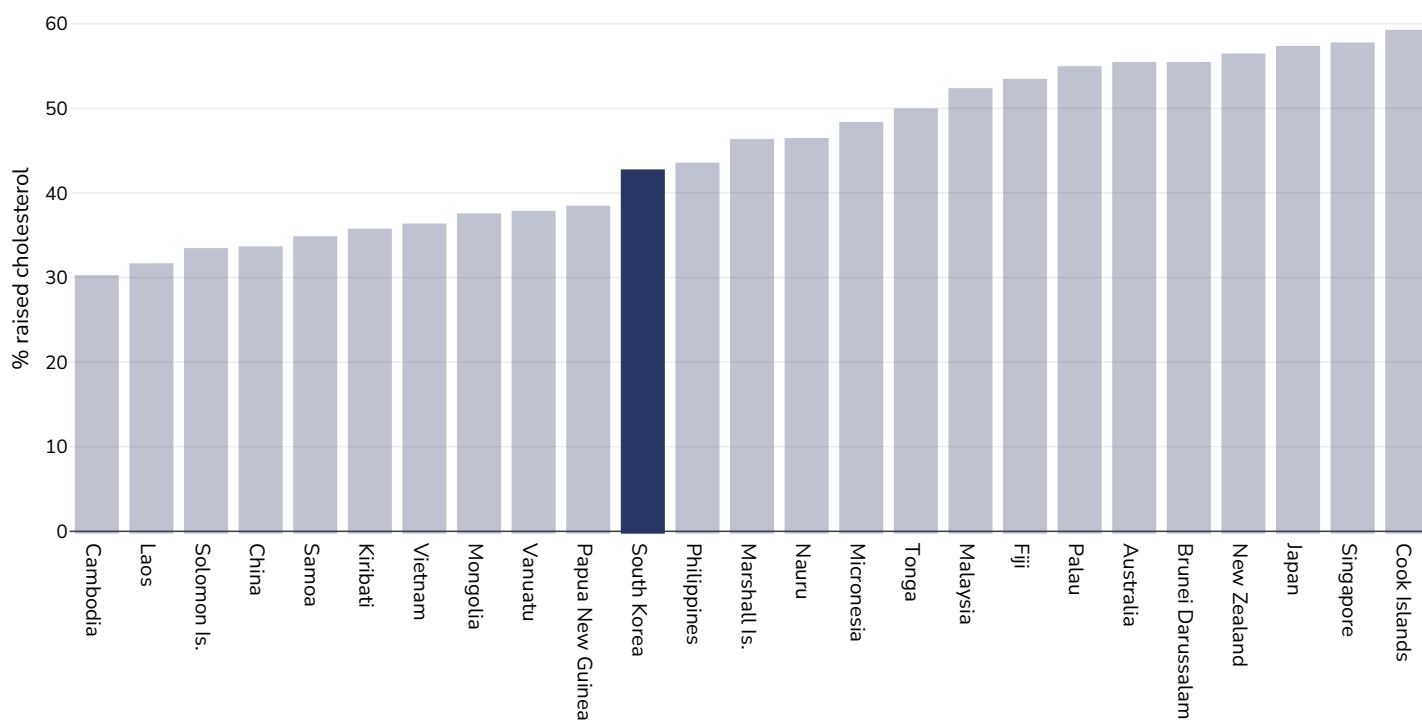
Global Health Observatory data repository, World Health Organisation,
<http://apps.who.int/gho/data/node.main.A875?lang=en>

Definitions:

Age Standardised estimated % Raised blood pressure 2015 (SBP>=140 OR DBP>=90).

Raised cholesterol

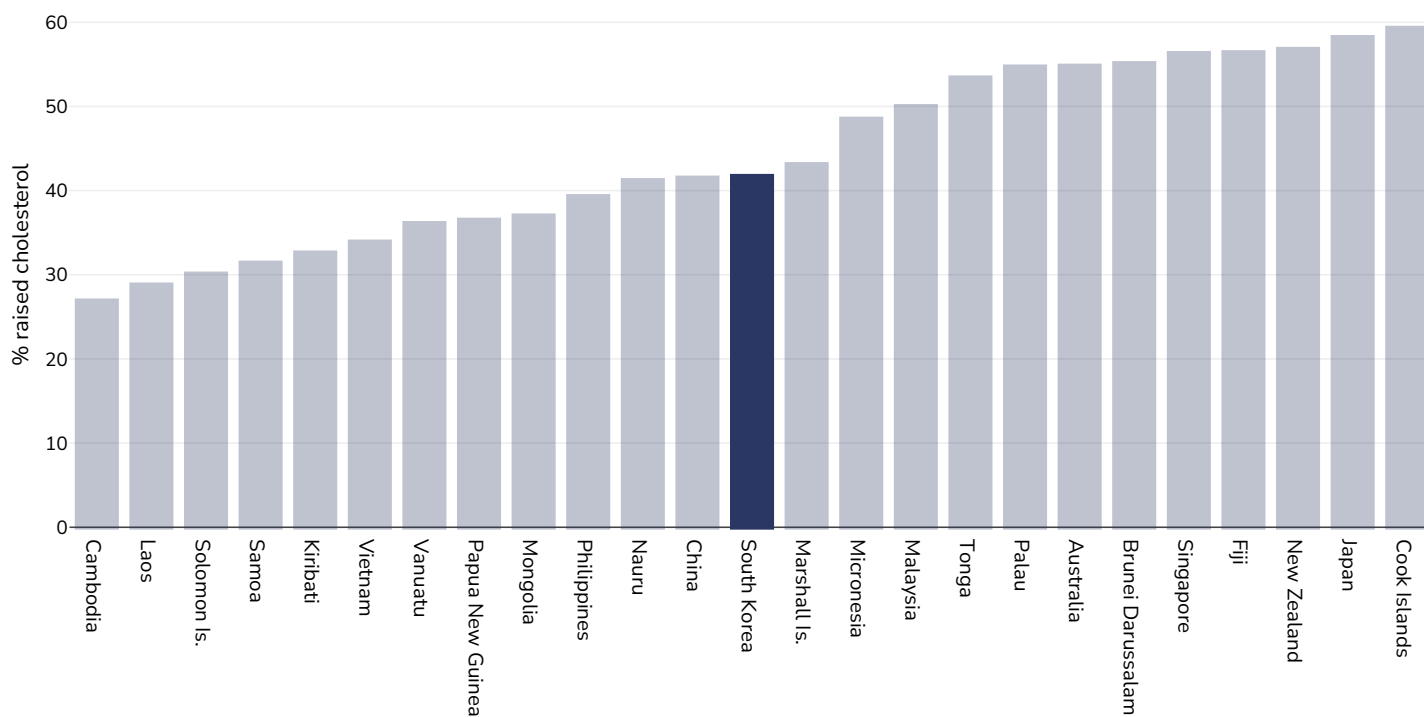
Adults, 2008



References: Global Health Observatory data repository, World Health Organisation, <http://apps.who.int/gho/data/node.main.A885>

Definitions: % Raised total cholesterol (≥ 5.0 mmol/L) (age-standardized estimate).

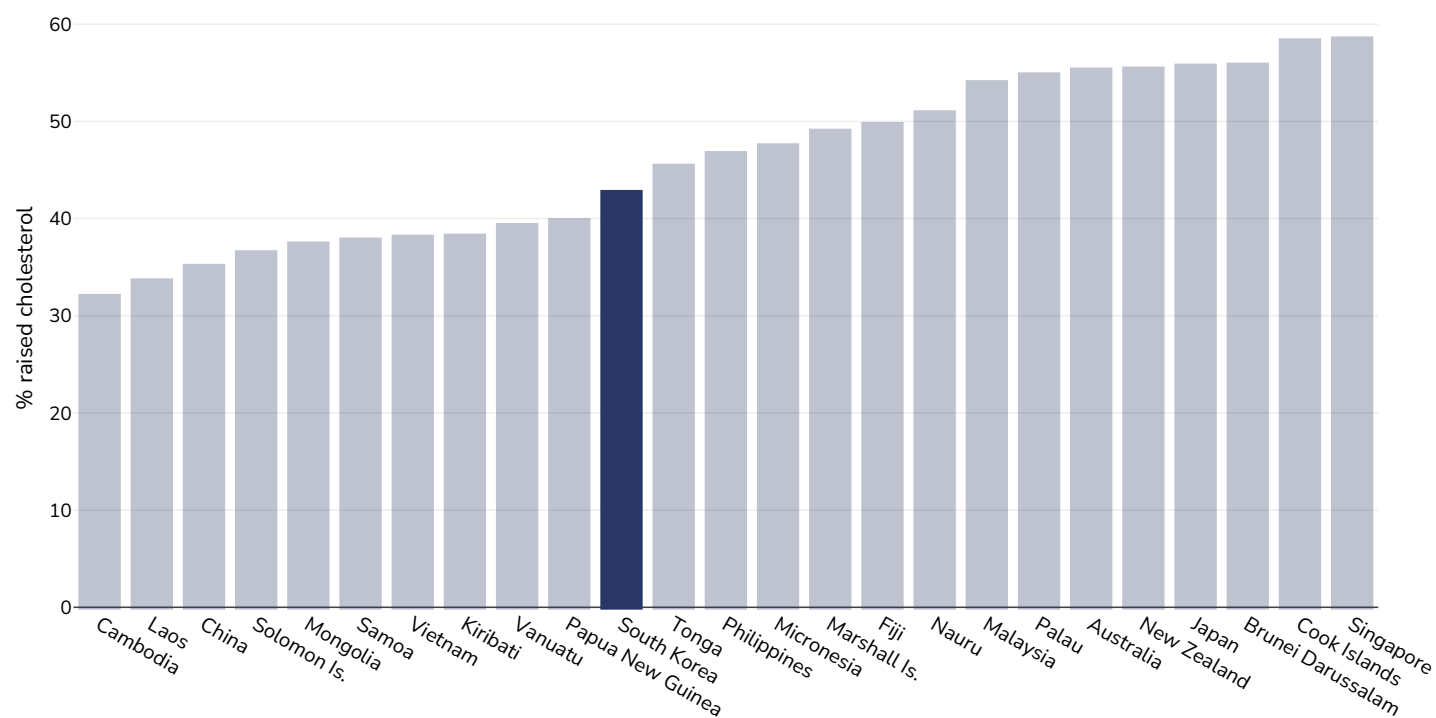
Men, 2008



References: Global Health Observatory data repository, World Health Organisation, <http://apps.who.int/gho/data/node.main.A885>

Definitions: % Raised total cholesterol (≥ 5.0 mmol/L) (age-standardized estimate).

Women, 2008

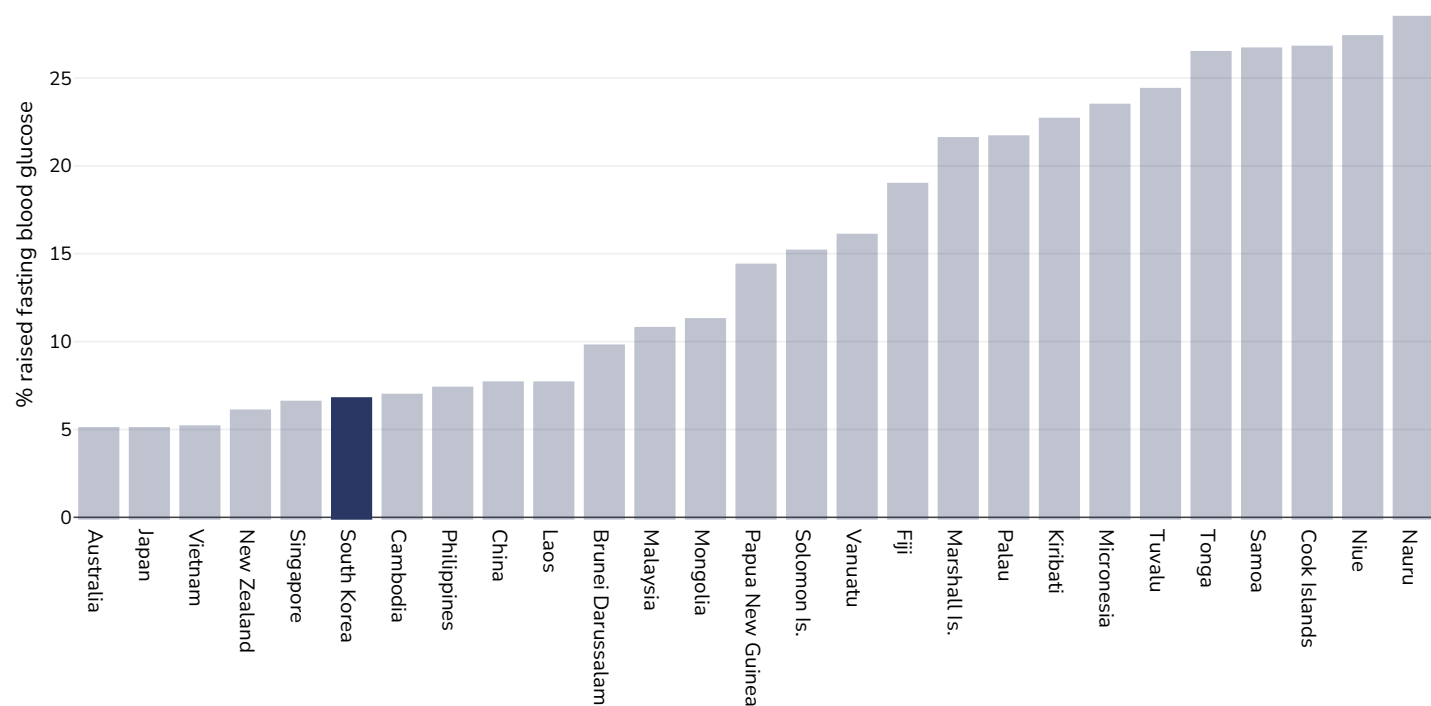


References: Global Health Observatory data repository, World Health Organisation, <http://apps.who.int/gho/data/node.main.A885>

Definitions: % Raised total cholesterol (≥ 5.0 mmol/L) (age-standardized estimate).

Raised fasting blood glucose

Men, 2014



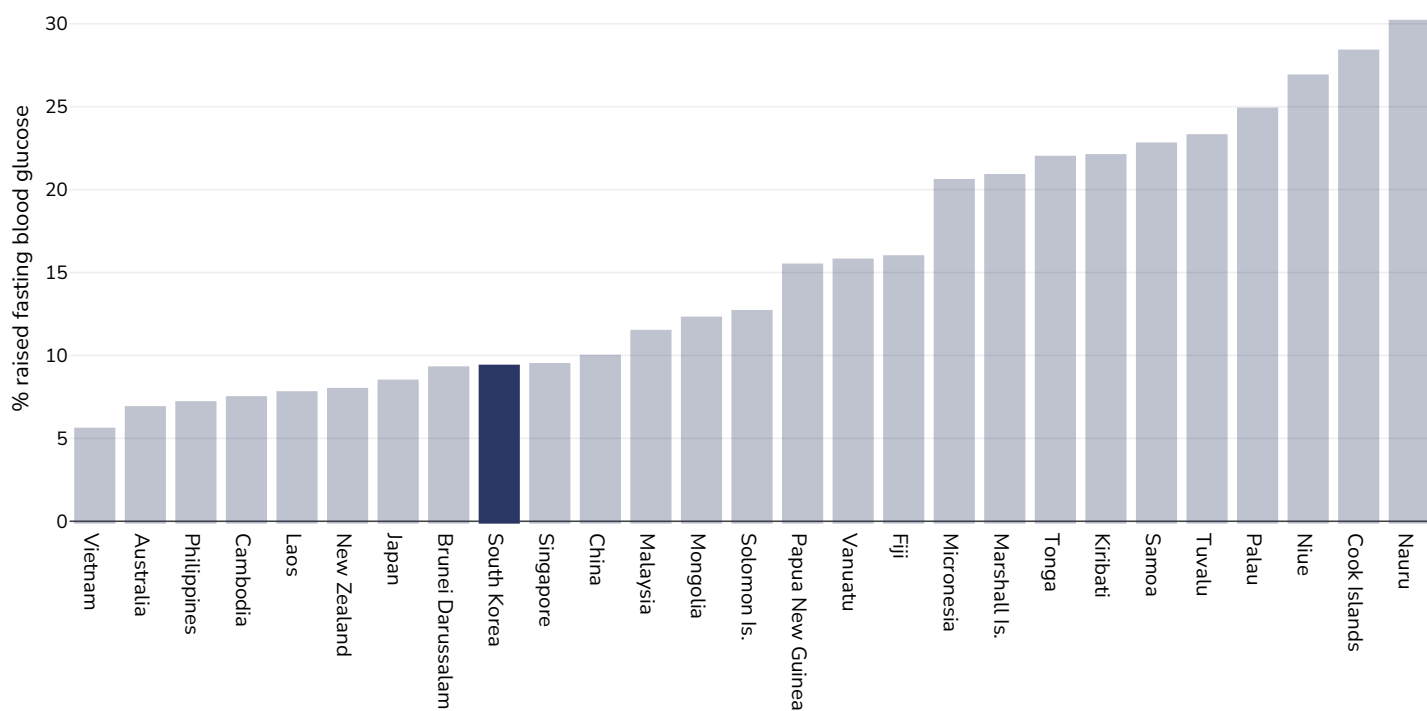
References:

Global Health Observatory data repository, World Health Organisation,
<http://apps.who.int/gho/data/node.main.A869?lang=en>

Definitions:

Age Standardised % raised fasting blood glucose (≥ 7.0 mmol/L or on medication).

Women, 2014



References:

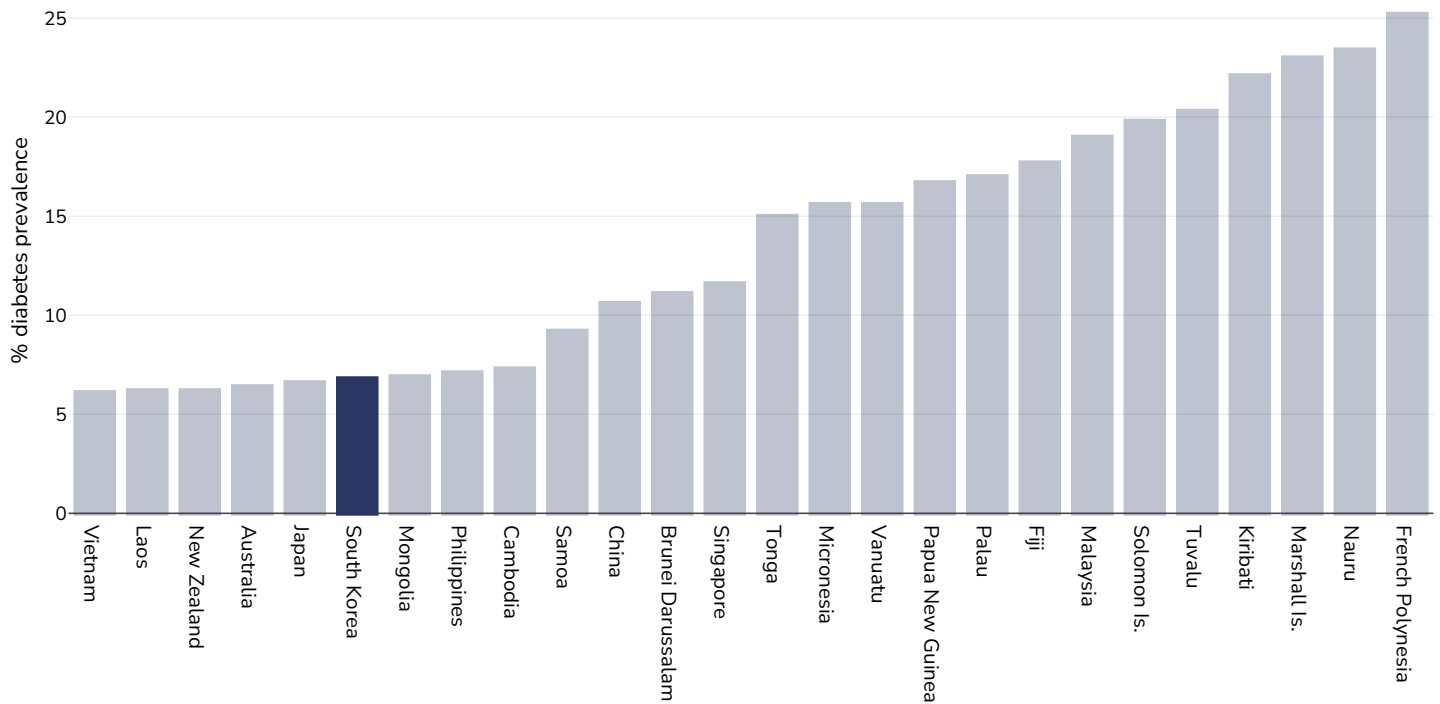
Global Health Observatory data repository, World Health Organisation,
<http://apps.who.int/gho/data/node.main.A869?lang=en>

Definitions:

Age Standardised % raised fasting blood glucose (≥ 7.0 mmol/L or on medication).

Diabetes prevalence

Adults, 2021



Age: 20-79

Area covered: National

References: Reproduced with kind permission International Diabetes Federation. IDF Diabetes Atlas, 10th edn. Brussels, Belgium:International Diabetes Federation, 2021. <http://www.diabetesatlas.org>

Definitions: Age-adjusted comparative prevalence of diabetes, %

Contextual factors

Disclaimer: These contextual factors should be interpreted with care. Results are updated as regularly as possible and use very specific criteria. The criteria used and full definitions are available for download at the bottom of this page.



Labelling

Is there mandatory nutrition labelling?	
Front-of-package labelling?	
Back-of-pack nutrition declaration?	
Color coding?	
Warning label?	



Regulation and marketing

Are there fiscal policies on unhealthy products?	✗
Tax on unhealthy foods?	✗
Tax on unhealthy drinks?	✗
Are there fiscal policies on healthy products?	✗
Subsidy on fruits?	✗
Subsidy on vegetables?	✗
Subsidy on other healthy products?	✗
Mandatory limit or ban of trans fat (all settings)?	✗
Mandatory limit of trans fats in place (all settings)?	✗
Ban on trans-fats or phos in place (all settings)?	✗
Are there any mandatory policies/marketing restrictions on the promotion of unhealthy food/drinks to children?	✓
Mandatory restriction on broadcast media?	✓
Mandatory restriction on non-broadcast media?	✓
Voluntary policies/marketing restrictions on the promotion of unhealthy food/drinks to children?	✓
Are there mandatory standards for food in schools?	✓
Are there any mandatory nutrient limits in any manufactured food products?	✗
Nutrition standards for public sector procurement?	✗



Political will and support

National obesity strategy or nutrition and physical activity national strategy?	✓
National obesity strategy?	✓
National childhood obesity strategy?	✓
Comprehensive nutrition strategy?	✓
Comprehensive physical activity strategy?	✓
Evidence-based dietary guidelines and/or RDAs?	✓
National target(s) on reducing obesity?	✓
Guidelines/policy on obesity treatment?	✓
Promotion of breastfeeding?	✓



Monitoring and surveillance

Monitoring of the prevalence and incidence for the main obesity-related NCDs and risk factors?	✓
Within 5 years?	✓



Governance and resource

Multi-sectoral national co-ordination mechanism for obesity or nutrition (including obesity)?	✗
--	---

Key

✓ Present

✓_v Present

(voluntary)

✓ Incoming

✗ Absent

? Unknown

Last updated September 13, 2022

PDF created on August 15, 2024