

# Report card

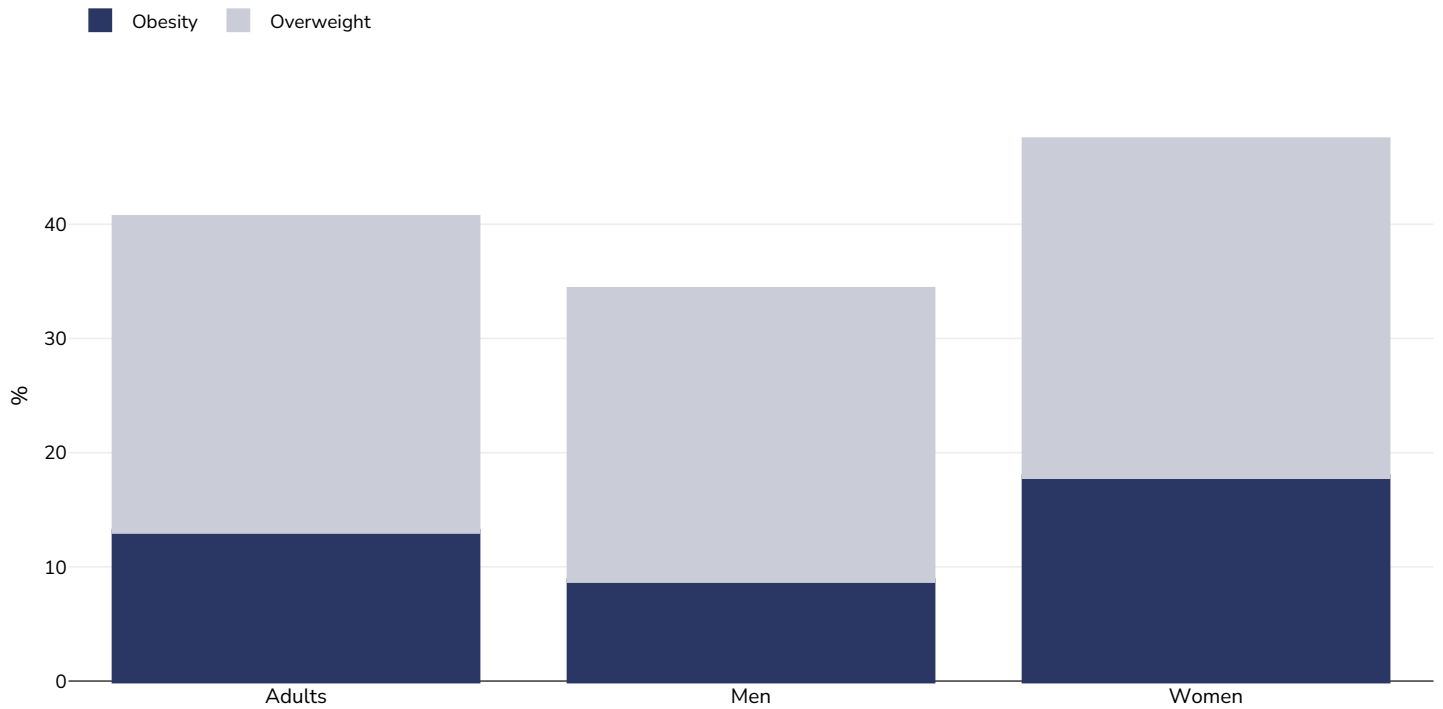
## Solomon Islands



Contents	Page
Obesity prevalence	2
Overweight/obesity by education	5
Overweight/obesity by age	8
Overweight/obesity by region	9
Overweight/obesity by socio-economic group	12
Insufficient physical activity	15
Average daily frequency of carbonated soft drink consumption	21
Estimated per capita fruit intake	22
Prevalence of less than daily fruit consumption	23
Prevalence of less than daily vegetable consumption	24
Average weekly frequency of fast food consumption	25
Estimated per-capita processed meat intake	26
Estimated per capita whole grains intake	27
Mental health - depression disorders	28
Mental health - anxiety disorders	29
% Infants exclusively breastfed 0-5 months	30
Oesophageal cancer	31
Breast cancer	33
Colorectal cancer	34
Pancreatic cancer	36
Gallbladder cancer	38
Kidney cancer	40
Cancer of the uterus	42
Raised blood pressure	43
Raised cholesterol	46
Raised fasting blood glucose	49
Diabetes prevalence	51
Contextual factors	52

## Obesity prevalence

### Adults, 2015



Survey type:

Mea

Age:

1

Sample size:

Area covered:

Na

References:

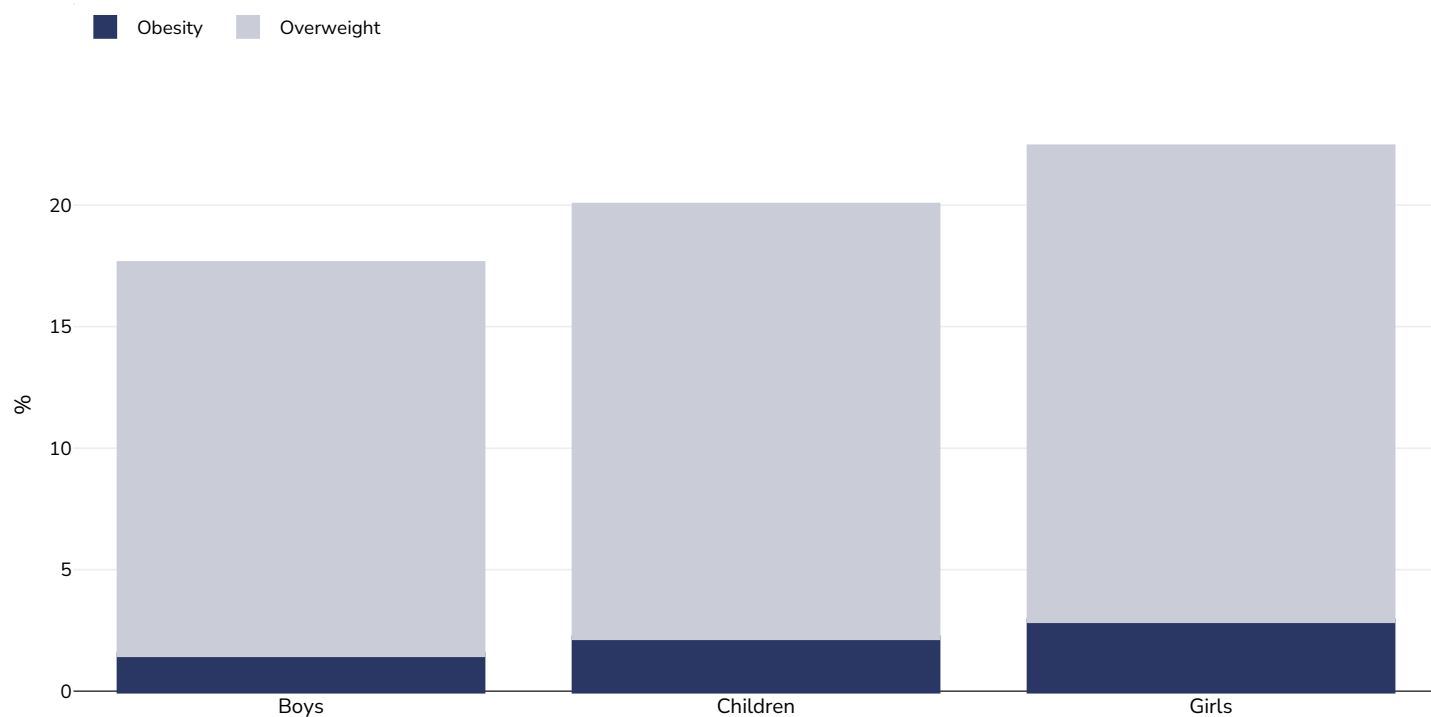
Solomon Islands National Statistics Office, Solomon Islands Ministry of Health and Medical Services and the Pacific Community. Solomon Islands Demographic and Health Survey, 2015. [https://spccfpstore1.blob.core.windows.net/digitallibrary/docs/files/98/9803c4a5b975bfce9b10065468d0031d.pdf?sv=2015-11&sr=b&sig=0aWJEwUVmXvYa2rSBI1SEC2cWShQ6qi%2FV%2F2hBmXLIdg%3D&se=2021-10-21T09%3A10%3A33Z&sp=r&rsc=public%2C%20max-age%3D864000%2C%20stale%3D86400&rsct=application%2Fpdf&rscd=inline%3B%20filename%3D%22SI\\_Demographic\\_and\\_Health\\_Survey\\_DHS\\_2015.pdf](https://spccfpstore1.blob.core.windows.net/digitallibrary/docs/files/98/9803c4a5b975bfce9b10065468d0031d.pdf?sv=2015-11&sr=b&sig=0aWJEwUVmXvYa2rSBI1SEC2cWShQ6qi%2FV%2F2hBmXLIdg%3D&se=2021-10-21T09%3A10%3A33Z&sp=r&rsc=public%2C%20max-age%3D864000%2C%20stale%3D86400&rsct=application%2Fpdf&rscd=inline%3B%20filename%3D%22SI_Demographic_and_Health_Survey_DHS_2015.pdf)

Notes:

5496 Women and 2670 Men NB. Combined adult data estimated. These estimates were calculated by weighting male and female survey results. Weighting based on World Bank Population % total female 2019 (<https://data.worldbank.org/indicator/SP.POP.TOTL.FE>) accessed 21.10.2021

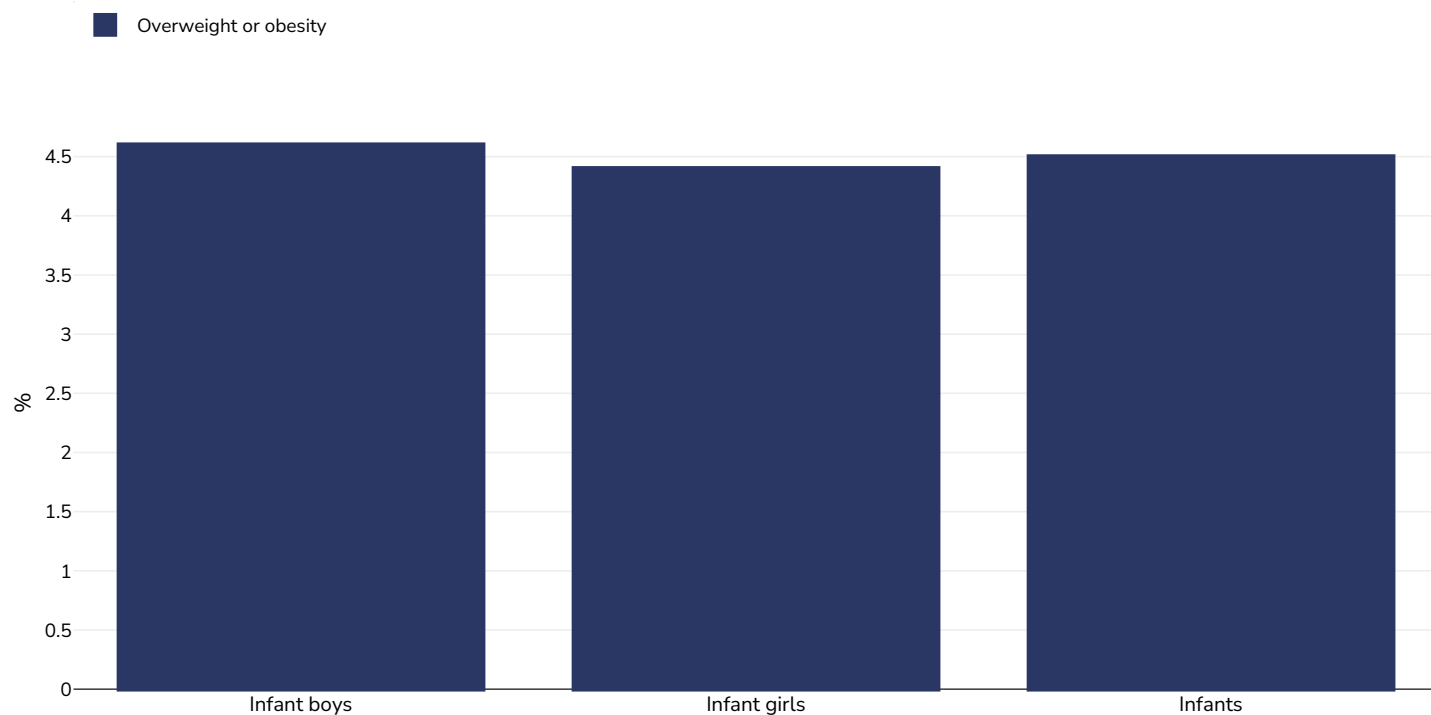
*Unless otherwise noted, overweight refers to a BMI between 25kg and 29.9kg/m<sup>2</sup>, obesity refers to a BMI greater than 30kg/m<sup>2</sup>*

## Children, 2011



Survey type:	Self-reported
Age:	13-15
Sample size:	1421
Area covered:	National
References:	Global School-based Student Health Survey (GSHS), available at <a href="https://www.who.int/ncds/surveillance/gshs/2011_GSHS_FS_Solomon_Islands.pdf?ua=1">https://www.who.int/ncds/surveillance/gshs/2011_GSHS_FS_Solomon_Islands.pdf?ua=1</a> (last accessed 14.12.20)
Cutoffs:	WHO

## Infants, 2015



Age: 0-5

Sample size: 3713

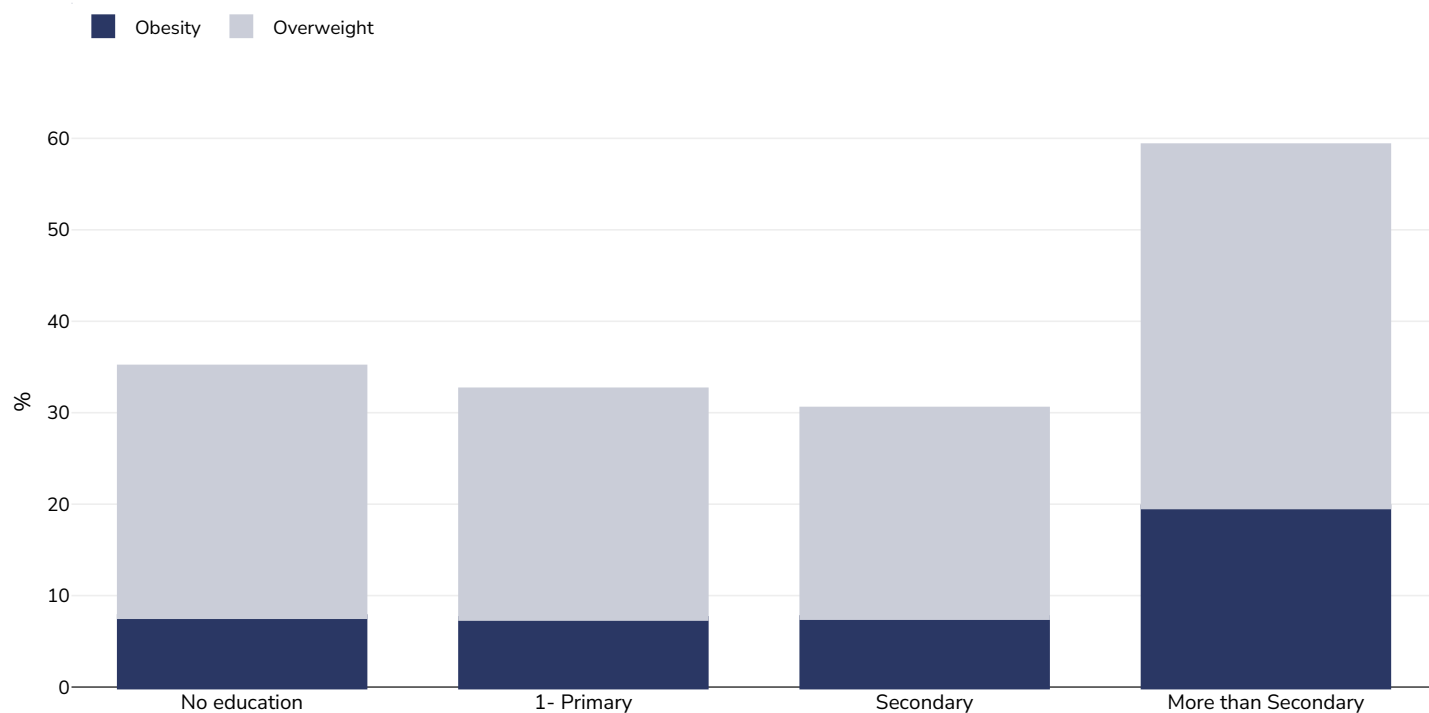
References: DHS-Style: Solomon Islands Demographic and Health Survey, 2015. Solomon Islands Ministry of Health and Medical Services and the Pacific Community. 2017.

Notes: UNICEF/WHO/World Bank Joint Child Malnutrition Estimates Expanded Database: Overweight (Survey Estimates), May 2023, New York. For more information about the methodology, please consult <https://data.unicef.org/resources/jme-2023-country-consultations/> Percentage of children under 5 years of age falling above 2 standard deviations (moderate and severe) from the median weight-for-height of the reference population.

Definitions: =>+2SD

## Overweight/obesity by education

Men, 2015



Survey type:

Mea

Age:

1

Sample size:

Area covered:

Na

References:

Solomon Islands National Statistics Office, Solomon Islands Ministry of Health and Medical Services and the Pacific Community. 2015.

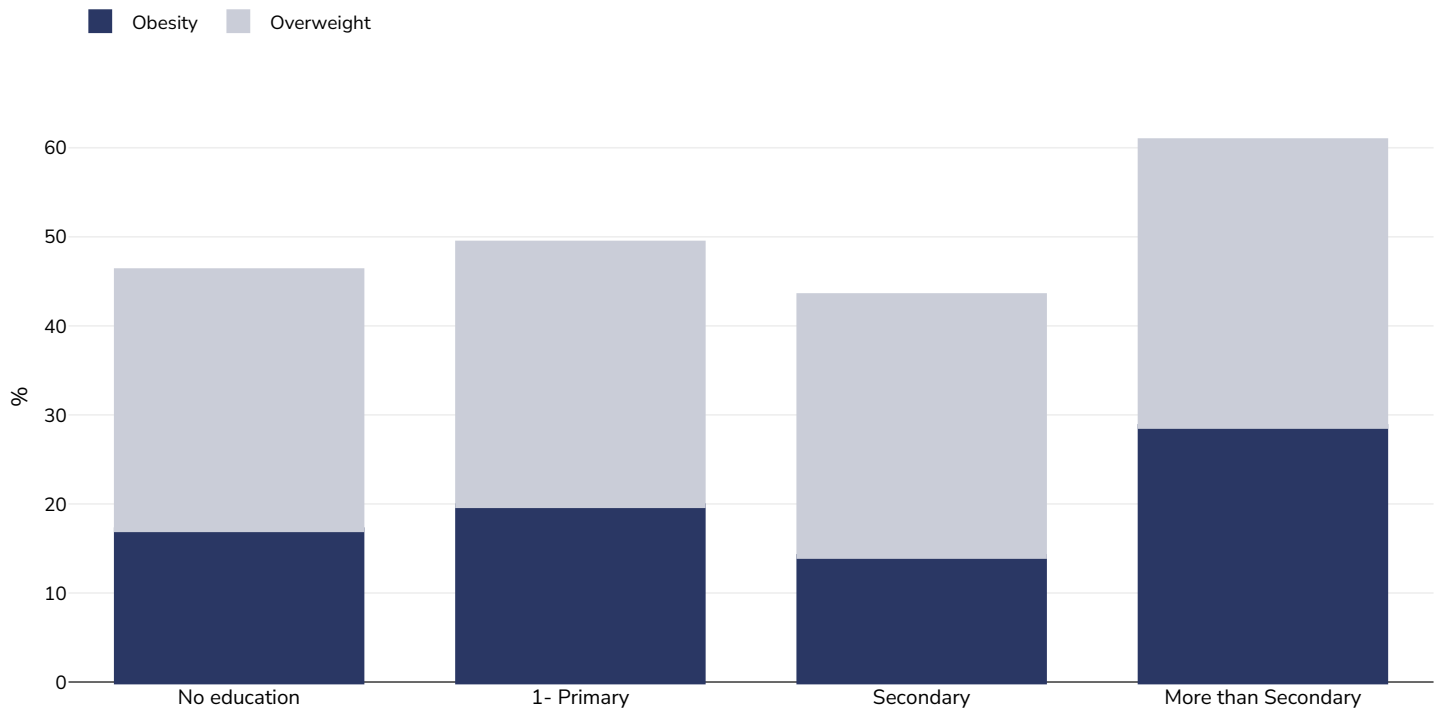
Solomon Islands Demographic and Health Survey, 2015. [https://spccfpstore1.blob.core.windows.net/digitalassets/files/98/9803c4a5b975bfce9b10065468d0031d.pdf?sv=2015-08-04&sr=b&sig=0aWJEwUVmXvYa2rSBi1SEC2cWShQ6qi%2FV%2F2hBmXLldg%3D&se=2021-09-10%3A10%3A33Z&sp=r&rsc=public%2C%20max-age%3D864000%2C%20stale%3D86400&rsc=application%2Fpdf&rscd=inline%3B%20filename%3D%22SI\\_Demographic\\_and\\_Health\\_Survey\\_DHS\\_2015.pdf](https://spccfpstore1.blob.core.windows.net/digitalassets/files/98/9803c4a5b975bfce9b10065468d0031d.pdf?sv=2015-08-04&sr=b&sig=0aWJEwUVmXvYa2rSBi1SEC2cWShQ6qi%2FV%2F2hBmXLldg%3D&se=2021-09-10%3A10%3A33Z&sp=r&rsc=public%2C%20max-age%3D864000%2C%20stale%3D86400&rsc=application%2Fpdf&rscd=inline%3B%20filename%3D%22SI_Demographic_and_Health_Survey_DHS_2015.pdf)

Notes:

Demographic Health Survey data includes ever married women aged 15-49 years only and may include males aged 15-59. 5496 women and 2670 men.

Unless otherwise noted, overweight refers to a BMI between 25kg and 29.9kg/m<sup>2</sup>, obesity refers to a BMI greater than 30kg/m<sup>2</sup>.

## Women, 2015



Survey type:

Age:

Sample size:

Area covered:

References:

Solomon Islands National Statistics Office, Solomon Islands Ministry of Health and Medical Services and the Pacific Community.

Solomon Islands Demographic and Health Survey, 2015. <https://spccfpstore1.blob.core.windows.net/digitallib>

[docs/files/98/9803c4a5b975bfce9b10065468d0031d.pdf?sv=2011&sr=b&sig=0aWJEwUVmXvYa2rSBi1SEC2cWShQ6qi%2FV%2F2hBmXLldg%3D&se=2021T09%3A10%3A33Z&sp=r&rscd=public%2C%20max-age%3D864000%2C%20stale%3D86400&rsct=application%2Fpdf&rscd=inline%3B%20filename%3D%22SI\\_Demographic\\_and\\_Health\\_Survey\\_DHS\\_2015.pdf](https://spccfpstore1.blob.core.windows.net/digitallib/docs/files/98/9803c4a5b975bfce9b10065468d0031d.pdf?sv=2011&sr=b&sig=0aWJEwUVmXvYa2rSBi1SEC2cWShQ6qi%2FV%2F2hBmXLldg%3D&se=2021T09%3A10%3A33Z&sp=r&rscd=public%2C%20max-age%3D864000%2C%20stale%3D86400&rsct=application%2Fpdf&rscd=inline%3B%20filename%3D%22SI_Demographic_and_Health_Survey_DHS_2015.pdf)

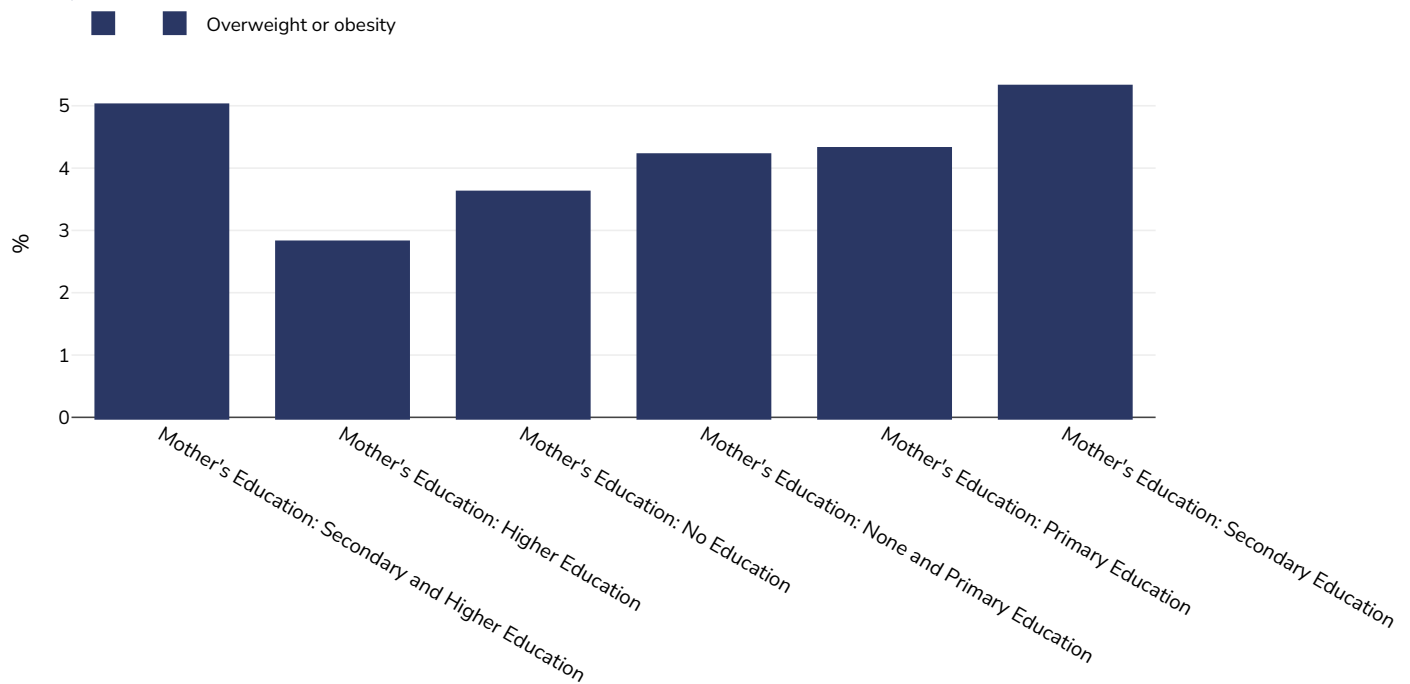
Notes:

Demographic Health Survey data includes ever married women aged 15-49 years only and may include males aged 15-59. 5496 W

and 2670

*Unless otherwise noted, overweight refers to a BMI between 25kg and 29.9kg/m<sup>2</sup>, obesity refers to a BMI greater than 30kg*

## Infants, 2015



Sample size: 3713

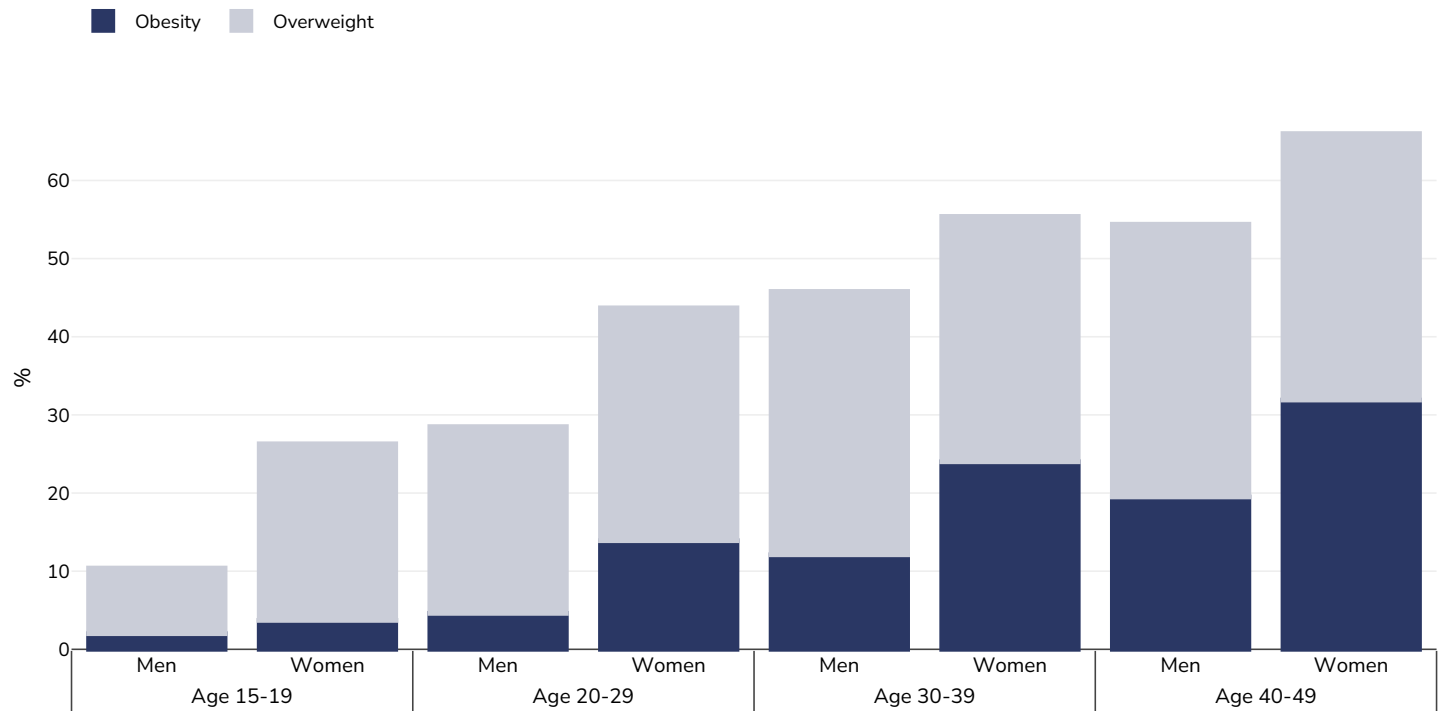
References: DHS-Style: Solomon Islands Demographic and Health Survey, 2015. Solomon Islands Ministry of Health and Medical Services and the Pacific Community. 2017.

Notes: UNICEF/WHO/World Bank Joint Child Malnutrition Estimates Expanded Database: Overweight (Survey Estimates), May 2023, New York. For more information about the methodology, please consult <https://data.unicef.org/resources/jme-2023-country-consultations/> Percentage of children under 5 years of age falling above 2 standard deviations (moderate and severe) from the median weight-for-height of the reference population.

Definitions: =>+2SD

## Overweight/obesity by age

### Adults, 2015



Survey type:

Sample size:

Area covered:

References:

Solomon Islands National Statistics Office, Solomon Islands Ministry of Health and Medical Services and the Pacific Community. 2015.

Solomon Islands Demographic and Health Survey, 2015. [https://spccfpstore1.blob.core.windows.net/digital/11&sr=b&sig=0aWJEwUVmXvYa2rSBi1SEC2cWShQ6qi%2FV%2F2hBmXLldg%3D&se=20211009%3A10%3A33Z&sp=r&rsc=public%2C%20max-age%3D864000%2C%20stale%3D86400&rsct=application%2Fpdf&rscd=inline%3B%20filename%3D%22SI\\_Demographic\\_and\\_Health\\_Survey\\_DHS\\_2015.pdf](https://spccfpstore1.blob.core.windows.net/digital/11&sr=b&sig=0aWJEwUVmXvYa2rSBi1SEC2cWShQ6qi%2FV%2F2hBmXLldg%3D&se=20211009%3A10%3A33Z&sp=r&rsc=public%2C%20max-age%3D864000%2C%20stale%3D86400&rsct=application%2Fpdf&rscd=inline%3B%20filename%3D%22SI_Demographic_and_Health_Survey_DHS_2015.pdf)

Notes:

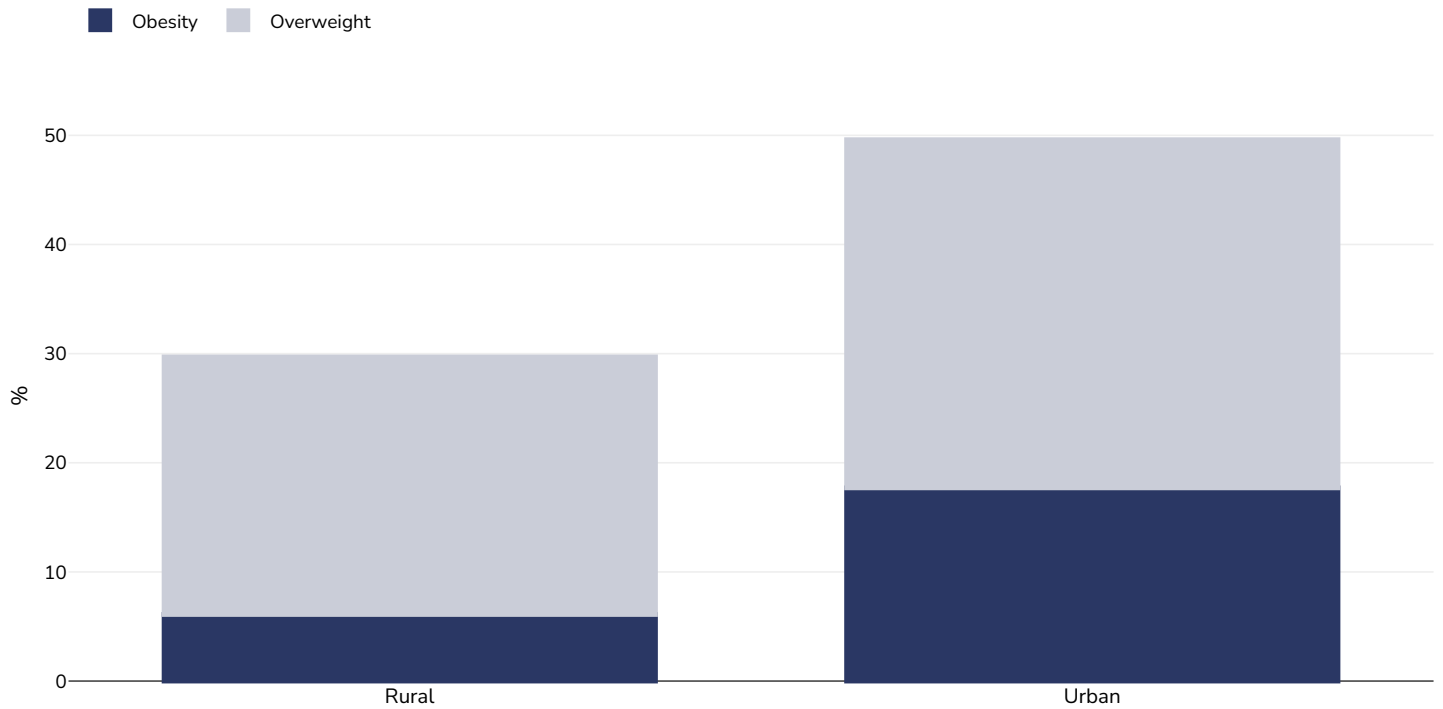
5496 Women and 2670 Men

Unless otherwise noted, overweight refers to a BMI between 25kg and 29.9kg/m<sup>2</sup>, obesity refers to a BMI greater than 30kg/m<sup>2</sup>



## Overweight/obesity by region

### Men, 2015



Survey type:

Mea

Age:

1

Sample size:

Area covered:

Na

References:

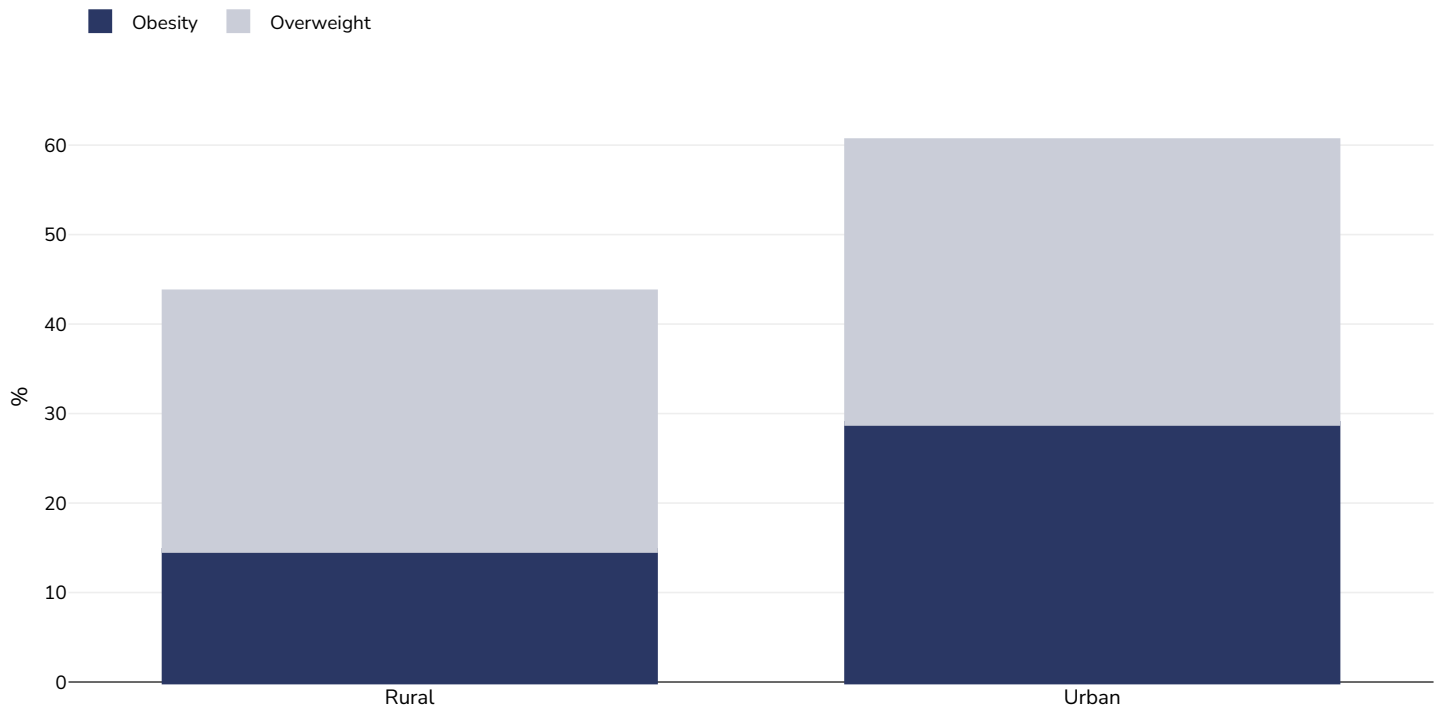
Solomon Islands National Statistics Office, Solomon Islands Ministry of Health and Medical Services and the Pacific Community. Solomon Islands Demographic and Health Survey, 2015. [https://spccfpstore1.blob.core.windows.net/digitallibrary/docs/files/98/9803c4a5b975bfce9b10065468d0031d.pdf?sv=2011&sr=b&sig=0aWJEwUVmXvYa2rSBI1SEC2cWShQ6qi%2FV%2F2hBmXLldg%3D&se=2021T09%3A10%3A33Z&sp=r&rscd=public%2C%20max-age%3D864000%2C%20stale%3D86400&rsct=application%2Fpdf&rscd=inline%3B%20filename%3D%22SI\\_Demographic\\_and\\_Health\\_Survey\\_DHS\\_2015.pdf](https://spccfpstore1.blob.core.windows.net/digitallibrary/docs/files/98/9803c4a5b975bfce9b10065468d0031d.pdf?sv=2011&sr=b&sig=0aWJEwUVmXvYa2rSBI1SEC2cWShQ6qi%2FV%2F2hBmXLldg%3D&se=2021T09%3A10%3A33Z&sp=r&rscd=public%2C%20max-age%3D864000%2C%20stale%3D86400&rsct=application%2Fpdf&rscd=inline%3B%20filename%3D%22SI_Demographic_and_Health_Survey_DHS_2015.pdf)

Notes:

5496 Women and 2670

*Unless otherwise noted, overweight refers to a BMI between 25kg and 29.9kg/m<sup>2</sup>, obesity refers to a BMI greater than 30kg*

## Women, 2015



Survey type:

Mea

Age:

1

Sample size:

Area covered:

Na

References:

Solomon Islands National Statistics Office, Solomon Islands Ministry of Health and Medical Services and the Pacific Community.

Solomon Islands Demographic and Health Survey, 2015. <https://spccfpstore1.blob.core.windows.net/digitallib>

[docs/files/98/9803c4a5b975bfce9b10065468d0031d.pdf?sv=2011&sr=b&sig=0aWJEwUVmXvYa2rSBI1SEC2cWShQ6qi%2FV%2F2hBmXLldg%3D&se=2021T09%3A10%3A33Z&sp=r&rscd=public%2C%20max-age%3D864000%2C%20stale%3D86400&rsct=application%2Fpdf&rscd=inline%3B%20filename%3D%22SI\\_Demographic\\_and\\_Health\\_Survey\\_DHS\\_2015.pdf](https://spccfpstore1.blob.core.windows.net/digitallib/docs/files/98/9803c4a5b975bfce9b10065468d0031d.pdf?sv=2011&sr=b&sig=0aWJEwUVmXvYa2rSBI1SEC2cWShQ6qi%2FV%2F2hBmXLldg%3D&se=2021T09%3A10%3A33Z&sp=r&rscd=public%2C%20max-age%3D864000%2C%20stale%3D86400&rsct=application%2Fpdf&rscd=inline%3B%20filename%3D%22SI_Demographic_and_Health_Survey_DHS_2015.pdf)

[11&sr=b&sig=0aWJEwUVmXvYa2rSBI1SEC2cWShQ6qi%2FV%2F2hBmXLldg%3D&se=2021T09%3A10%3A33Z&sp=r&rscd=public%2C%20max-age%3D864000%2C%20stale%3D86400&rsct=application%2Fpdf&rscd=inline%3B%20filename%3D%22SI\\_Demographic\\_and\\_Health\\_Survey\\_DHS\\_2015.pdf](https://spccfpstore1.blob.core.windows.net/digitallib/docs/files/98/9803c4a5b975bfce9b10065468d0031d.pdf?sv=2011&sr=b&sig=0aWJEwUVmXvYa2rSBI1SEC2cWShQ6qi%2FV%2F2hBmXLldg%3D&se=2021T09%3A10%3A33Z&sp=r&rscd=public%2C%20max-age%3D864000%2C%20stale%3D86400&rsct=application%2Fpdf&rscd=inline%3B%20filename%3D%22SI_Demographic_and_Health_Survey_DHS_2015.pdf)

[21T09%3A10%3A33Z&sp=r&rscd=public%2C%20max-age%3D864000%2C%20stale%3D86400&rsct=application%2Fpdf&rscd=inline%3B%20filename%3D%22SI\\_Demographic\\_and\\_Health\\_Survey\\_DHS\\_2015.pdf](https://spccfpstore1.blob.core.windows.net/digitallib/docs/files/98/9803c4a5b975bfce9b10065468d0031d.pdf?sv=2011&sr=b&sig=0aWJEwUVmXvYa2rSBI1SEC2cWShQ6qi%2FV%2F2hBmXLldg%3D&se=2021T09%3A10%3A33Z&sp=r&rscd=public%2C%20max-age%3D864000%2C%20stale%3D86400&rsct=application%2Fpdf&rscd=inline%3B%20filename%3D%22SI_Demographic_and_Health_Survey_DHS_2015.pdf)

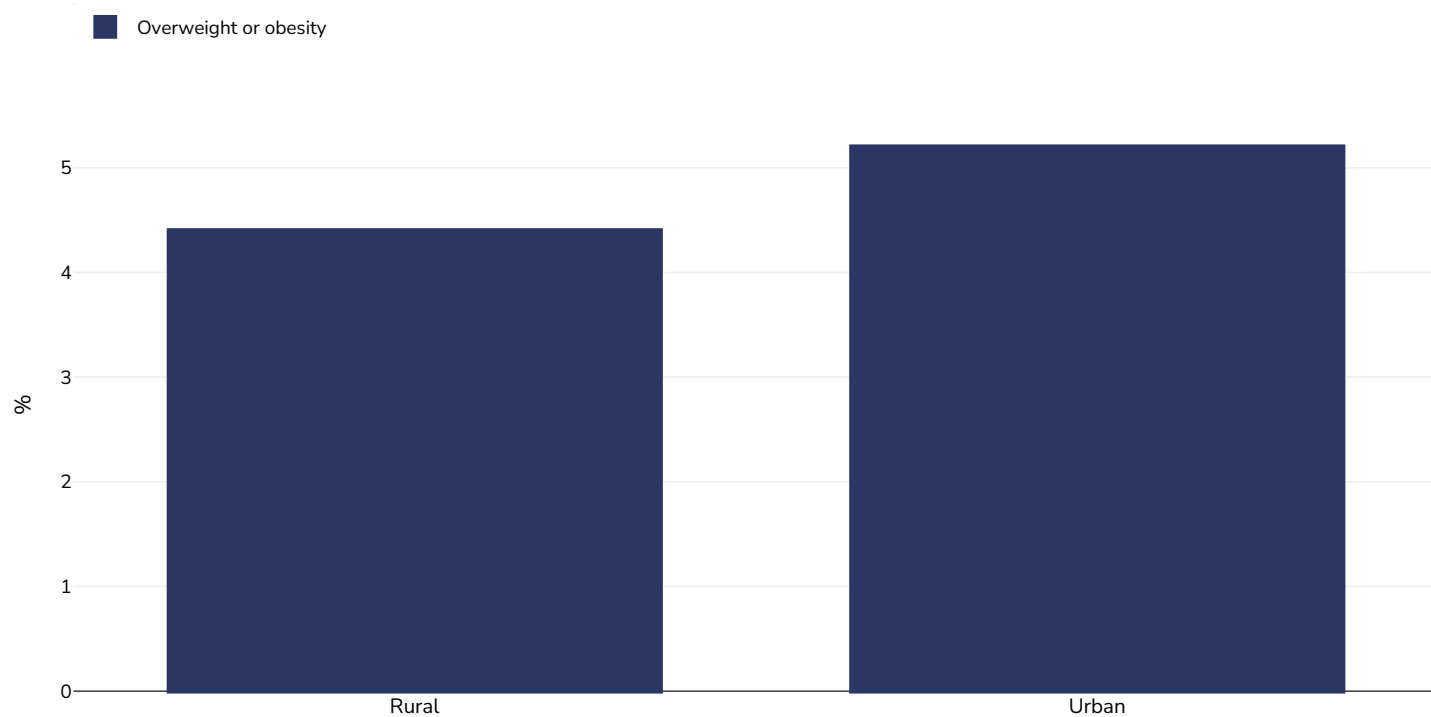
[stale%3D86400&rsct=application%2Fpdf&rscd=inline%3B%20filename%3D%22SI\\_Demographic\\_and\\_Health\\_Survey\\_DHS\\_2015.pdf](https://spccfpstore1.blob.core.windows.net/digitallib/docs/files/98/9803c4a5b975bfce9b10065468d0031d.pdf?sv=2011&sr=b&sig=0aWJEwUVmXvYa2rSBI1SEC2cWShQ6qi%2FV%2F2hBmXLldg%3D&se=2021T09%3A10%3A33Z&sp=r&rscd=public%2C%20max-age%3D864000%2C%20stale%3D86400&rsct=application%2Fpdf&rscd=inline%3B%20filename%3D%22SI_Demographic_and_Health_Survey_DHS_2015.pdf)

Notes:

5496 Women and 2670

*Unless otherwise noted, overweight refers to a BMI between 25kg and 29.9kg/m<sup>2</sup>, obesity refers to a BMI greater than 30kg*

## Infants, 2015



Sample size: 3713

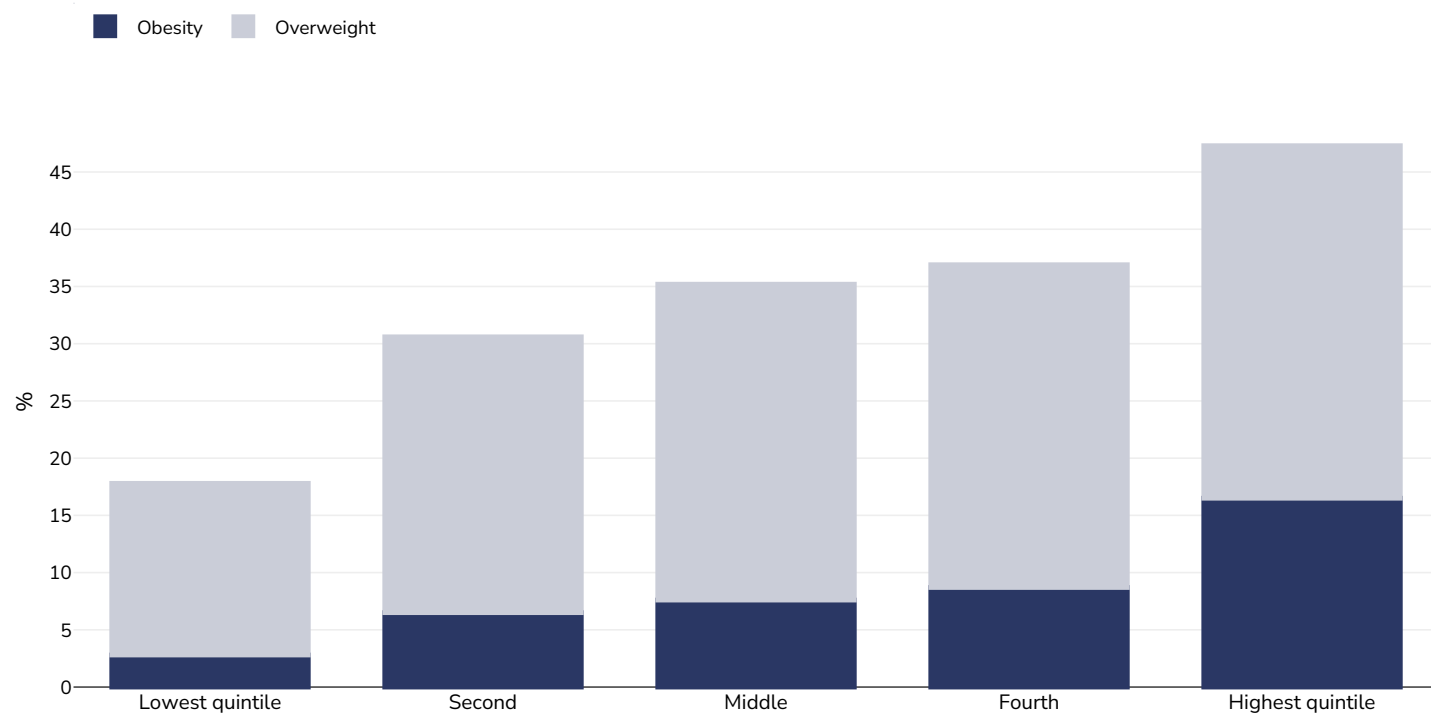
References: DHS-Style: Solomon Islands Demographic and Health Survey, 2015. Solomon Islands Ministry of Health and Medical Services and the Pacific Community. 2017.

Notes: UNICEF/WHO/World Bank Joint Child Malnutrition Estimates Expanded Database: Overweight (Survey Estimates), May 2023, New York. For more information about the methodology, please consult <https://data.unicef.org/resources/jme-2023-country-consultations/> Percentage of children under 5 years of age falling above 2 standard deviations (moderate and severe) from the median weight-for-height of the reference population.

Definitions: =>+2SD

## Overweight/obesity by socio-economic group

Men, 2015



Survey type:

Mea

Age:

1

Sample size:

Area covered:

Na

References:

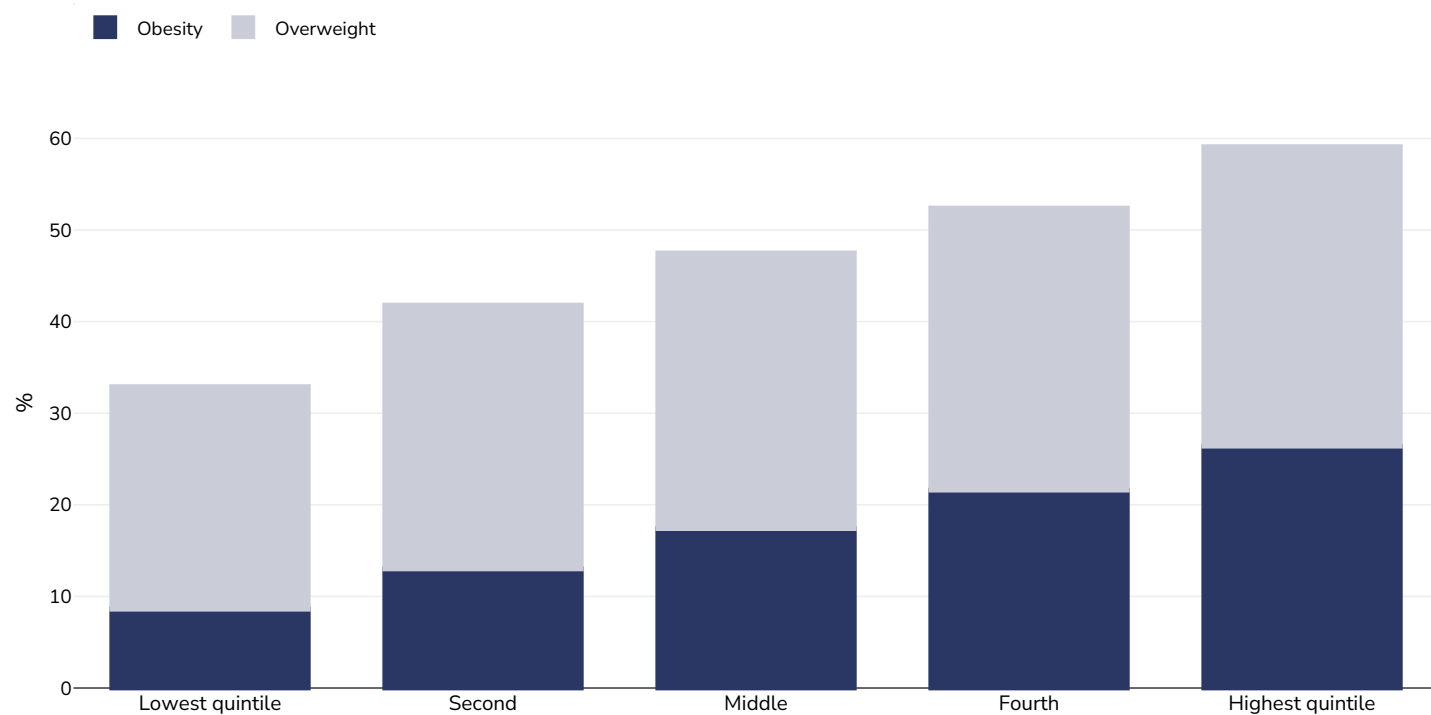
Solomon Islands National Statistics Office, Solomon Islands Ministry of Health and Medical Services and the Pacific Community. Solomon Islands Demographic and Health Survey, 2015. [https://spccfpstore1.blob.core.windows.net/digitallibrary/docs/files/98/9803c4a5b975bfce9b10065468d0031d.pdf?sv=2011&sr=b&sig=0aWJEwUVmXvYa2rSBi1SEC2cWShQ6qi%2FV%2F2hBmXLIdg%3D&se=2021T09%3A10%3A33Z&sp=r&rscd=public%2C%20max-age%3D864000%2C%20stale%3D86400&rsct=application%2Fpdf&rscd=inline%3B%20filename%3D%22SI\\_Demographic\\_and\\_Health\\_Survey\\_DHS\\_2015.pdf](https://spccfpstore1.blob.core.windows.net/digitallibrary/docs/files/98/9803c4a5b975bfce9b10065468d0031d.pdf?sv=2011&sr=b&sig=0aWJEwUVmXvYa2rSBi1SEC2cWShQ6qi%2FV%2F2hBmXLIdg%3D&se=2021T09%3A10%3A33Z&sp=r&rscd=public%2C%20max-age%3D864000%2C%20stale%3D86400&rsct=application%2Fpdf&rscd=inline%3B%20filename%3D%22SI_Demographic_and_Health_Survey_DHS_2015.pdf)

Notes:

5496 Women and 2670

*Unless otherwise noted, overweight refers to a BMI between 25kg and 29.9kg/m<sup>2</sup>, obesity refers to a BMI greater than 30kg*

## Women, 2015



Survey type:

Mea

Age:

1

Sample size:

Area covered:

Na

References:

Solomon Islands National Statistics Office, Solomon Islands Ministry of Health and Medical Services and the Pacific Community.

Solomon Islands Demographic and Health Survey, 2015. <https://spccfpstore1.blob.core.windows.net/digitalLib>

[docs/files/98/9803c4a5b975bfce9b10065468d0031d.pdf?sv=2019-07-08&sr=b&sig=0aWJEwUVmXvYa2rSBi1SEC2cWShQ6qi%2FV%2F2hBmXLldg%3D&se=2021-09-30&sp=r&rsc=public%20max-age%3D864000%20state%3D86400&rsct=application%2Fpdf&rscd=inline%3B%20filename%3D%22SI\\_Demographic\\_and\\_Health\\_Survey\\_DHS\\_2015.pdf](https://spccfpstore1.blob.core.windows.net/digitalLib/docs/files/98/9803c4a5b975bfce9b10065468d0031d.pdf?sv=2019-07-08&sr=b&sig=0aWJEwUVmXvYa2rSBi1SEC2cWShQ6qi%2FV%2F2hBmXLldg%3D&se=2021-09-30&sp=r&rsc=public%20max-age%3D864000%20state%3D86400&rsct=application%2Fpdf&rscd=inline%3B%20filename%3D%22SI_Demographic_and_Health_Survey_DHS_2015.pdf)

[11&sr=b&sig=0aWJEwUVmXvYa2rSBi1SEC2cWShQ6qi%2FV%2F2hBmXLldg%3D&se=2021-09-30&sp=r&rsc=public%20max-age%3D864000%20state%3D86400&rsct=application%2Fpdf&rscd=inline%3B%20filename%3D%22SI\\_Demographic\\_and\\_Health\\_Survey\\_DHS\\_2015.pdf](https://spccfpstore1.blob.core.windows.net/digitalLib/docs/files/98/9803c4a5b975bfce9b10065468d0031d.pdf?sv=2019-07-08&sr=b&sig=0aWJEwUVmXvYa2rSBi1SEC2cWShQ6qi%2FV%2F2hBmXLldg%3D&se=2021-09-30&sp=r&rsc=public%20max-age%3D864000%20state%3D86400&rsct=application%2Fpdf&rscd=inline%3B%20filename%3D%22SI_Demographic_and_Health_Survey_DHS_2015.pdf)

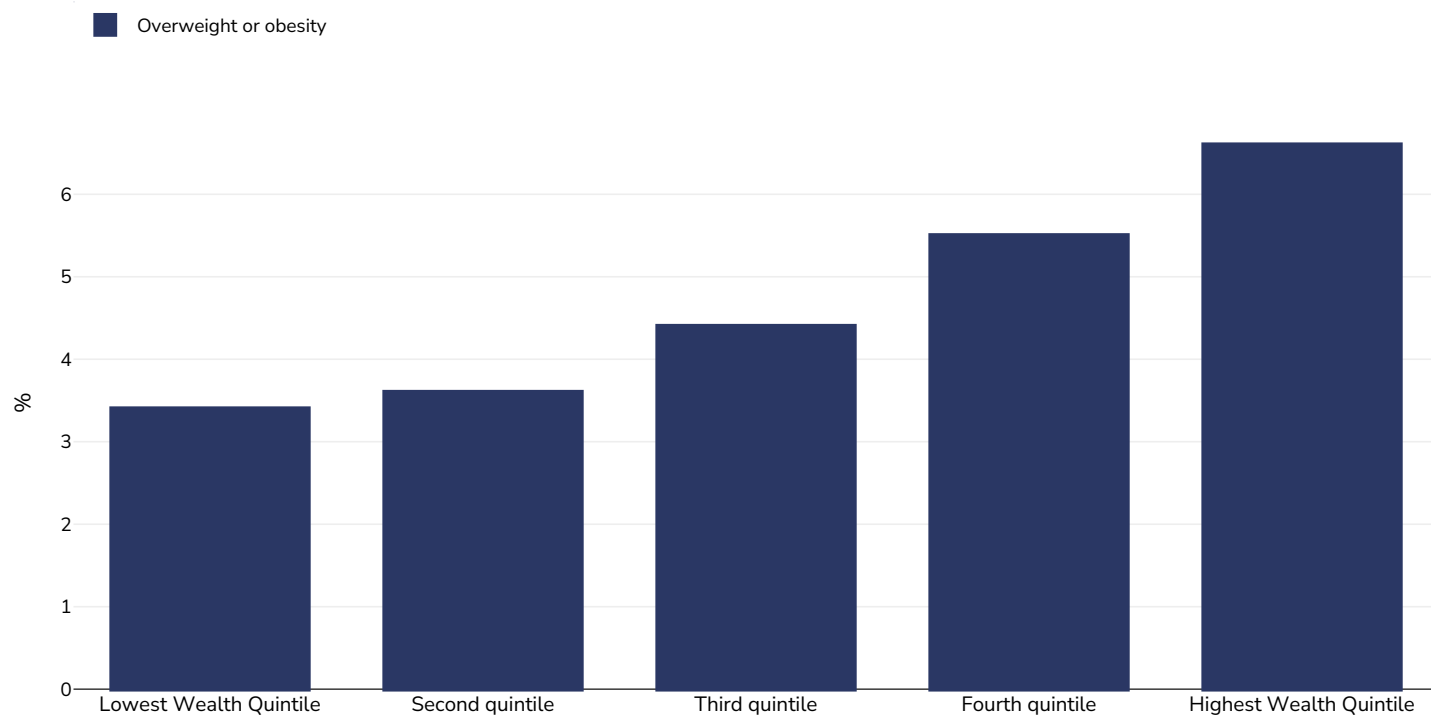
[21T09%3A10%3A33Z&sp=r&rsc=public%20max-age%3D864000%20state%3D86400&rsct=application%2Fpdf&rscd=inline%3B%20filename%3D%22SI\\_Demographic\\_and\\_Health\\_Survey\\_DHS\\_2015.pdf](https://spccfpstore1.blob.core.windows.net/digitalLib/docs/files/98/9803c4a5b975bfce9b10065468d0031d.pdf?sv=2019-07-08&sr=b&sig=0aWJEwUVmXvYa2rSBi1SEC2cWShQ6qi%2FV%2F2hBmXLldg%3D&se=2021-09-30&sp=r&rsc=public%20max-age%3D864000%20state%3D86400&rsct=application%2Fpdf&rscd=inline%3B%20filename%3D%22SI_Demographic_and_Health_Survey_DHS_2015.pdf)

Notes:

5496 Women and 2670

*Unless otherwise noted, overweight refers to a BMI between 25kg and 29.9kg/m<sup>2</sup>, obesity refers to a BMI greater than 30kg*

## Infants, 2015



Sample size: 3713

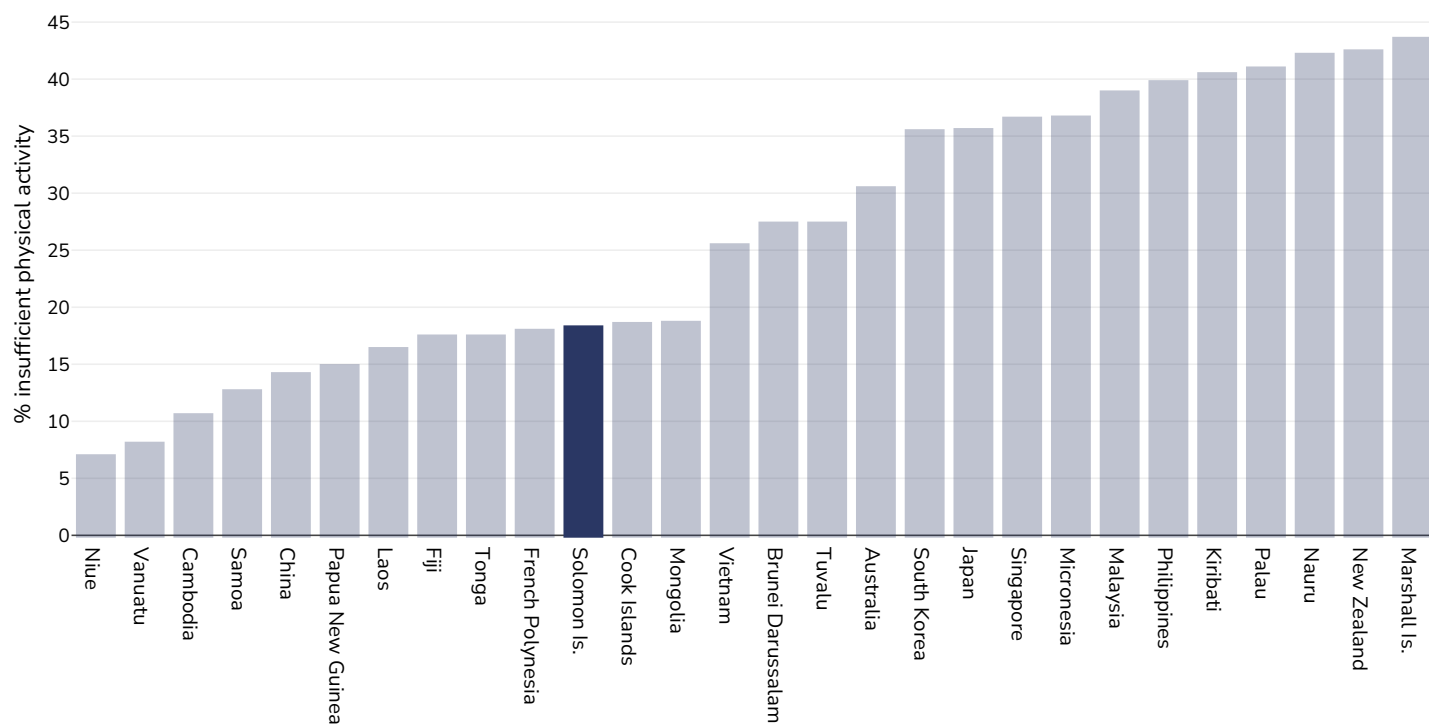
References: DHS-Style: Solomon Islands Demographic and Health Survey, 2015. Solomon Islands Ministry of Health and Medical Services and the Pacific Community. 2017.

Notes: UNICEF/WHO/World Bank Joint Child Malnutrition Estimates Expanded Database: Overweight (Survey Estimates), May 2023, New York. For more information about the methodology, please consult <https://data.unicef.org/resources/jme-2023-country-consultations/> Percentage of children under 5 years of age falling above 2 standard deviations (moderate and severe) from the median weight-for-height of the reference population.

Definitions: =>+2SD

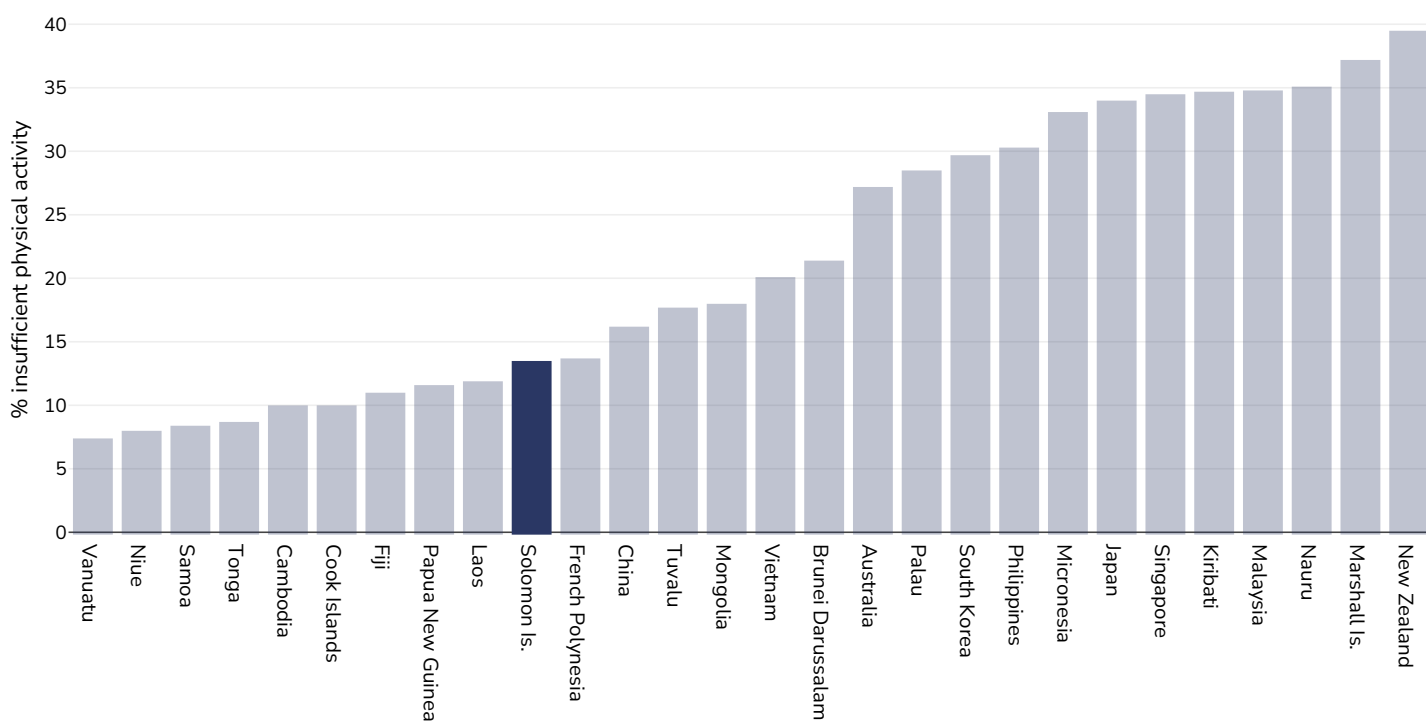
## Insufficient physical activity

### Adults, 2016



References: Guthold R, Stevens GA, Riley LM, Bull FC. Worldwide trends in insufficient physical activity from 2001 to 2016: a pooled analysis of 358 population-based surveys with 1.9 million participants. *Lancet* 2018 [http://dx.doi.org/10.1016/S2214-109X\(18\)30357-7](http://dx.doi.org/10.1016/S2214-109X(18)30357-7)

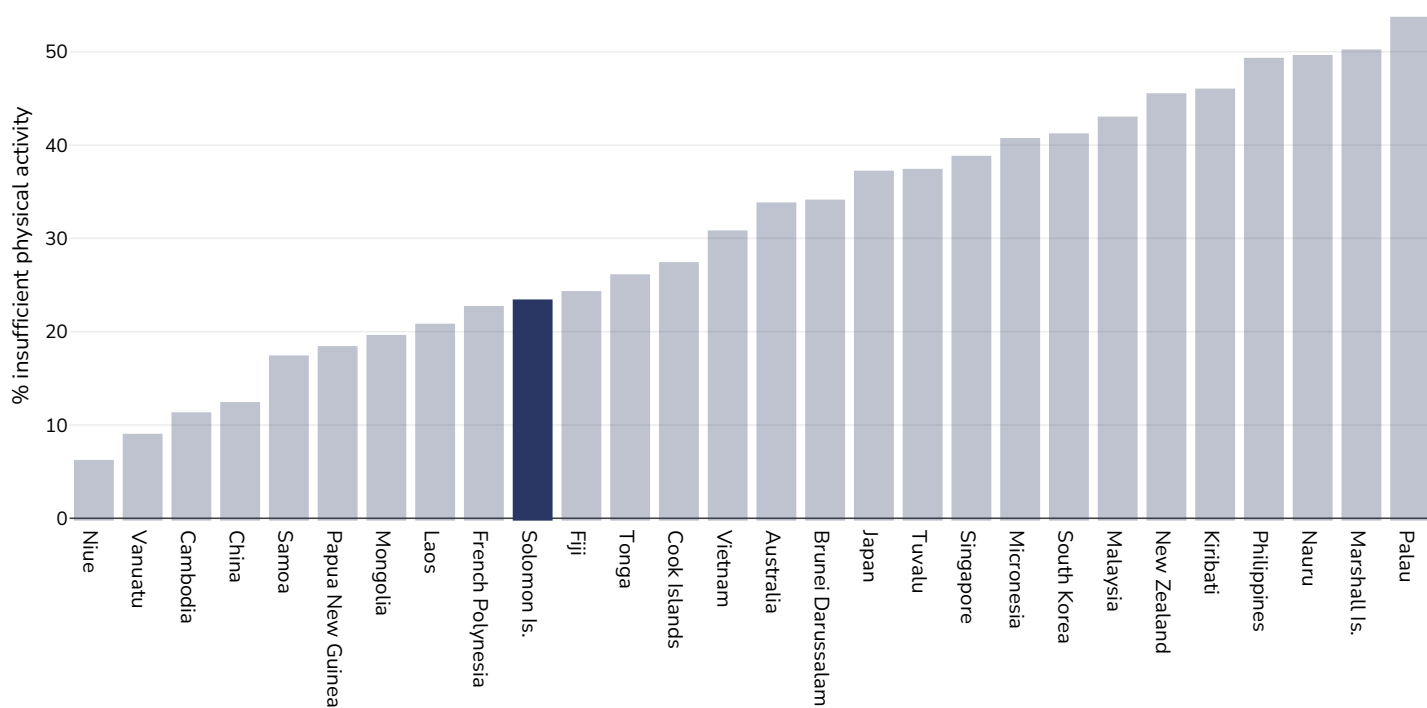
## Men, 2016



References: Guthold R, Stevens GA, Riley LM, Bull FC. Worldwide trends in insufficient physical activity from 2001 to 2016: a pooled analysis of 358 population-based surveys with 1.9 million participants. Lancet 2018 [http://dx.doi.org/10.1016/S2214-109X\(18\)30357-7](http://dx.doi.org/10.1016/S2214-109X(18)30357-7)

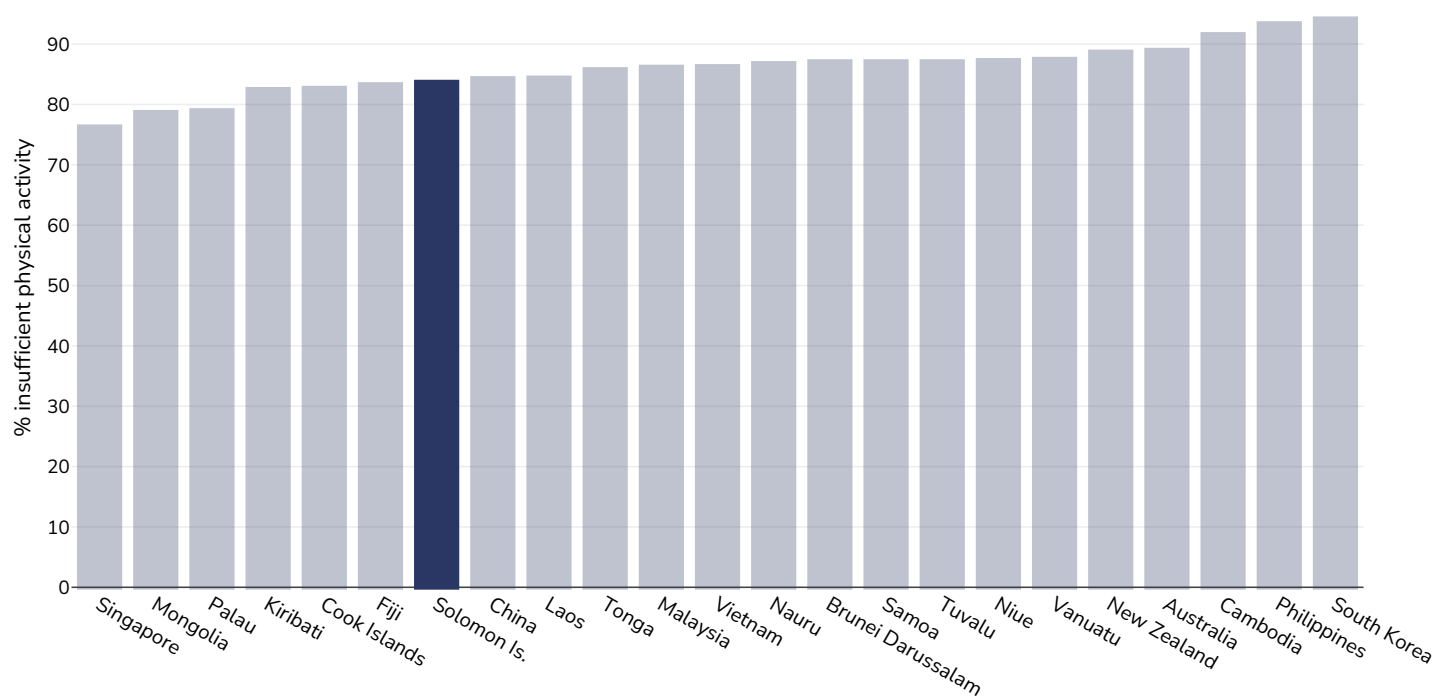


## Women, 2016



References: Guthold R, Stevens GA, Riley LM, Bull FC. Worldwide trends in insufficient physical activity from 2001 to 2016: a pooled analysis of 358 population-based surveys with 1.9 million participants. Lancet 2018 [http://dx.doi.org/10.1016/S2214-109X\(18\)30357-7](http://dx.doi.org/10.1016/S2214-109X(18)30357-7)

## Children, 2016



Survey type: Self-reported

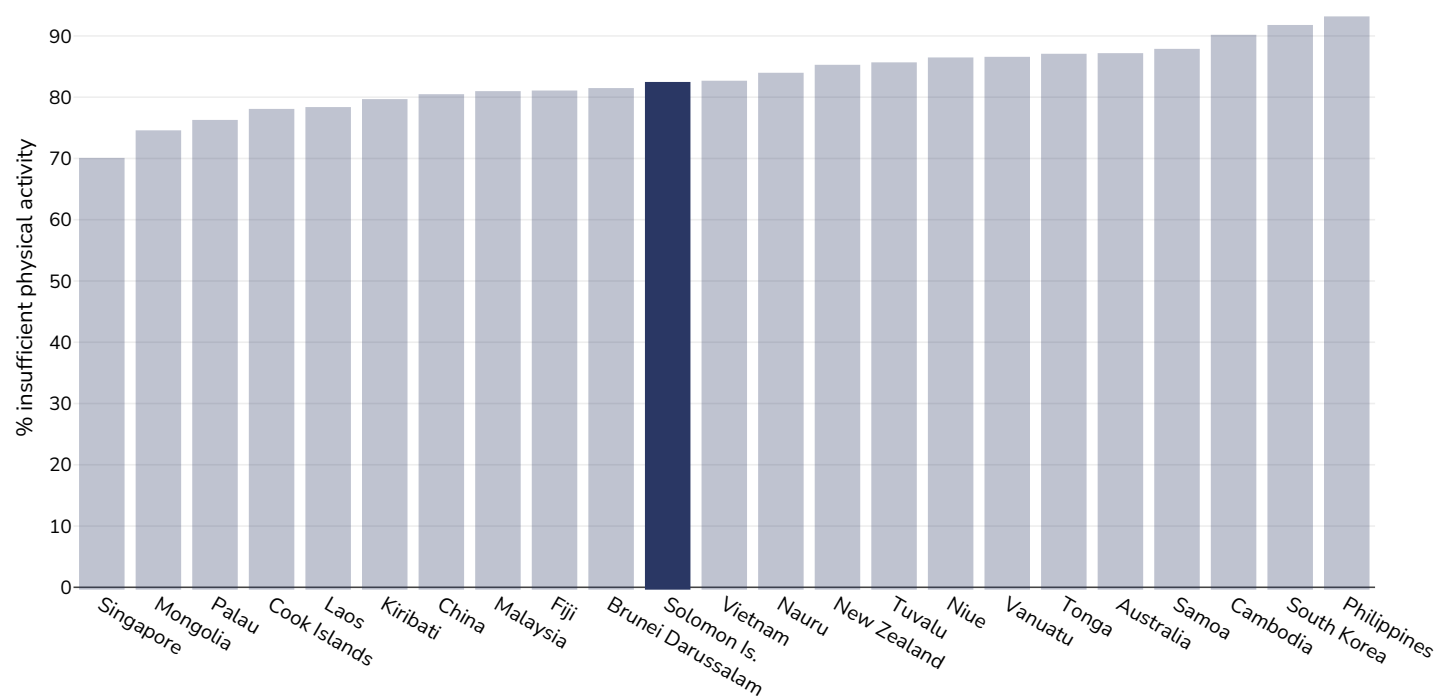
Age: 11-17

References: Global Health Observatory data repository, World Health Organisation, <https://apps.who.int/gho/data/node.main.A893ADO?lang=en> (last accessed 16.03.21)

Notes: % of school going adolescents not meeting WHO recommendations on Physical Activity for Health, i.e. doing less than 60 minutes of moderate- to vigorous-intensity physical activity daily.

Definitions: % Adolescents insufficiently active (age standardised estimate)

## Boys, 2016



Survey type: Self-reported

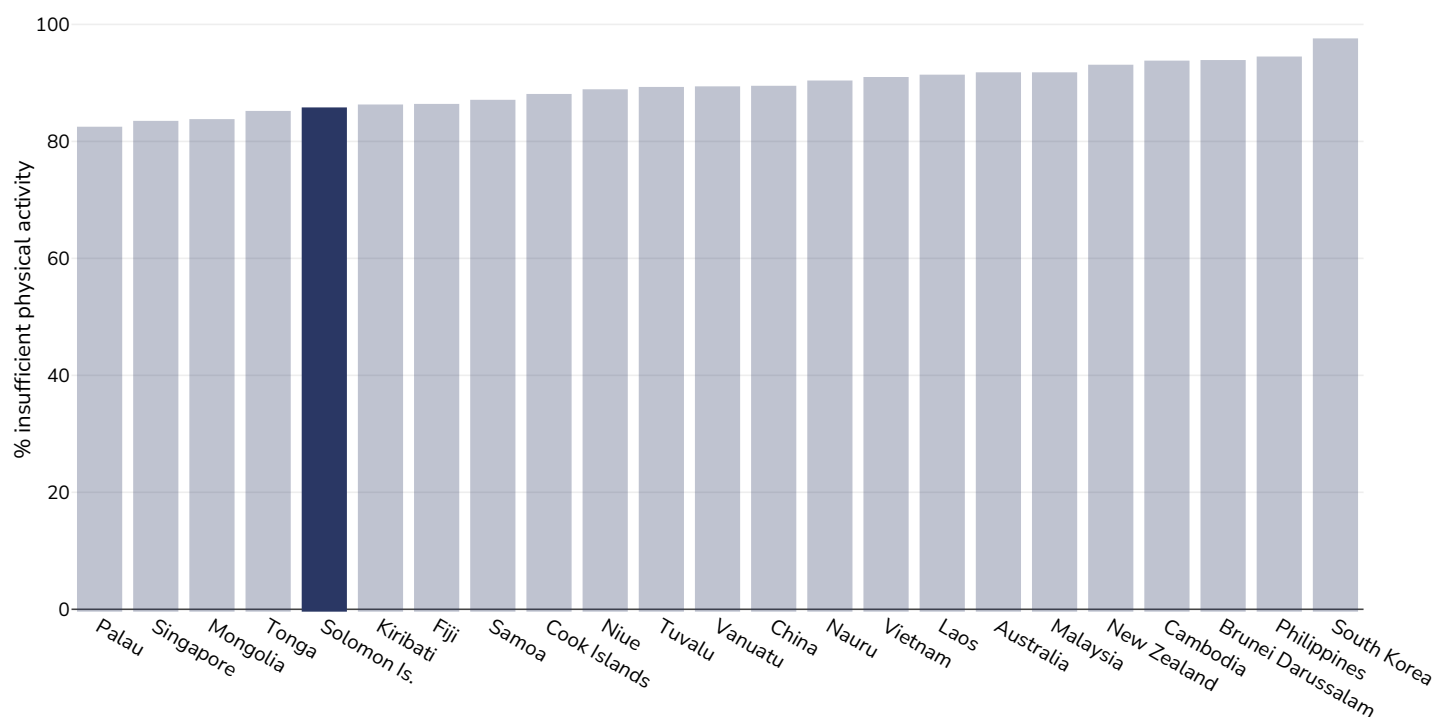
Age: 11-17

References: Global Health Observatory data repository, World Health Organisation, <https://apps.who.int/gho/data/node.main.A893ADO?lang=en> (last accessed 16.03.21)

Notes: % of school going adolescents not meeting WHO recommendations on Physical Activity for Health, i.e. doing less than 60 minutes of moderate- to vigorous-intensity physical activity daily.

Definitions: % Adolescents insufficiently active (age standardised estimate)

## Girls, 2016



Survey type: Self-reported

Age: 11-17

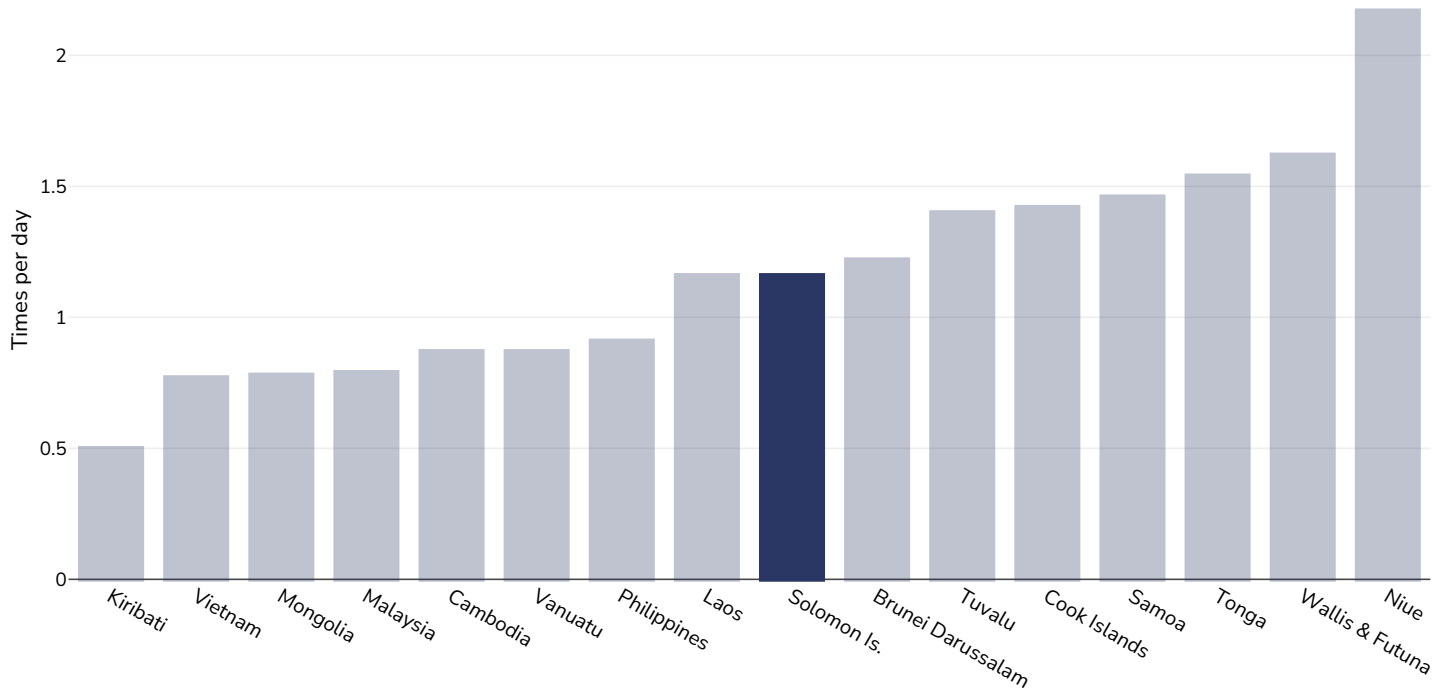
References: Global Health Observatory data repository, World Health Organisation, <https://apps.who.int/gho/data/node.main.A893ADO?lang=en> (last accessed 16.03.21)

Notes: % of school going adolescents not meeting WHO recommendations on Physical Activity for Health, i.e. doing less than 60 minutes of moderate- to vigorous-intensity physical activity daily.

Definitions: % Adolescents insufficiently active (age standardised estimate)

## Average daily frequency of carbonated soft drink consumption

### Children, 2010-2015



Survey type:

Measured

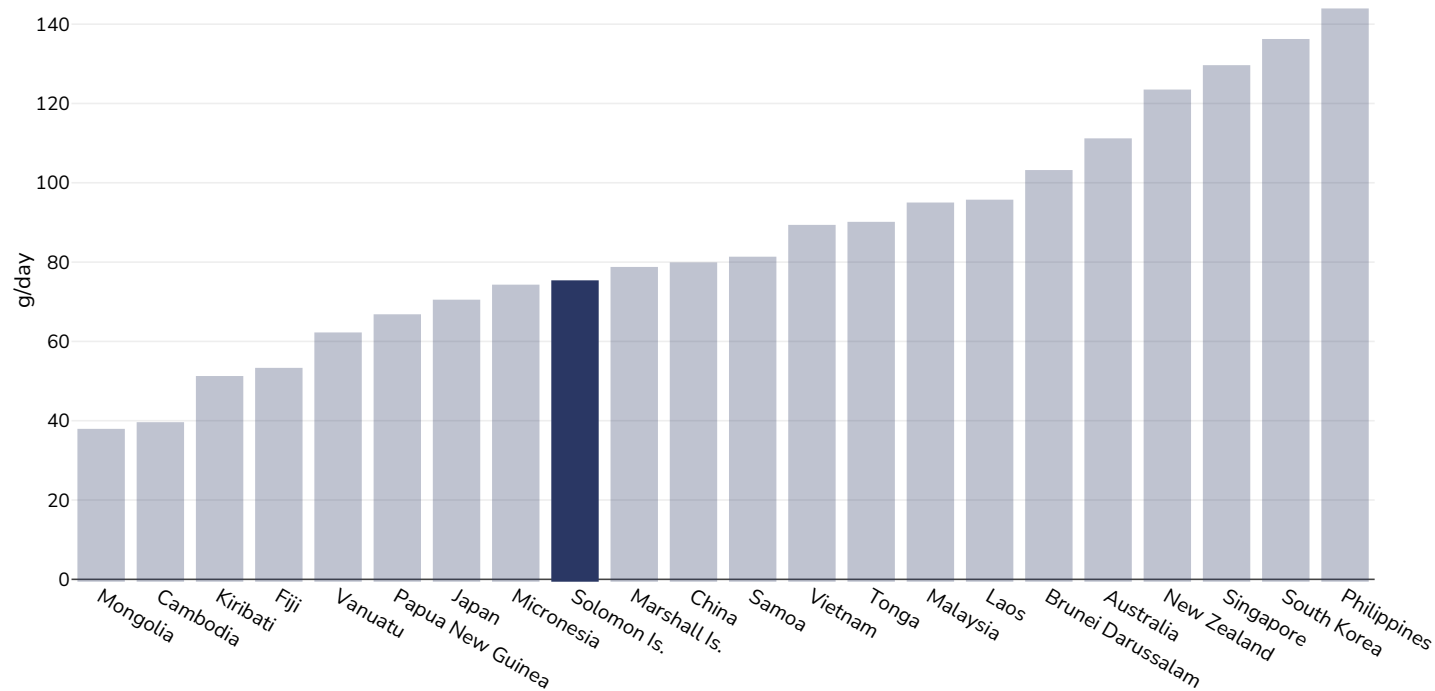
Age:

12-17

References: Beal et al. (2019). Global Patterns of Adolescent Fruit, Vegetable, Carbonated Soft Drink, and Fast-food consumption: A meta-analysis of global school-based student health surveys. Food and Nutrition Bulletin. <https://doi.org/10.1177/0379572119848287> sourced from Food Systems Dashboard <http://www.foodsystemsdashboard.org/food-system>

## Estimated per capita fruit intake

### Adults, 2017



Survey type: Measured

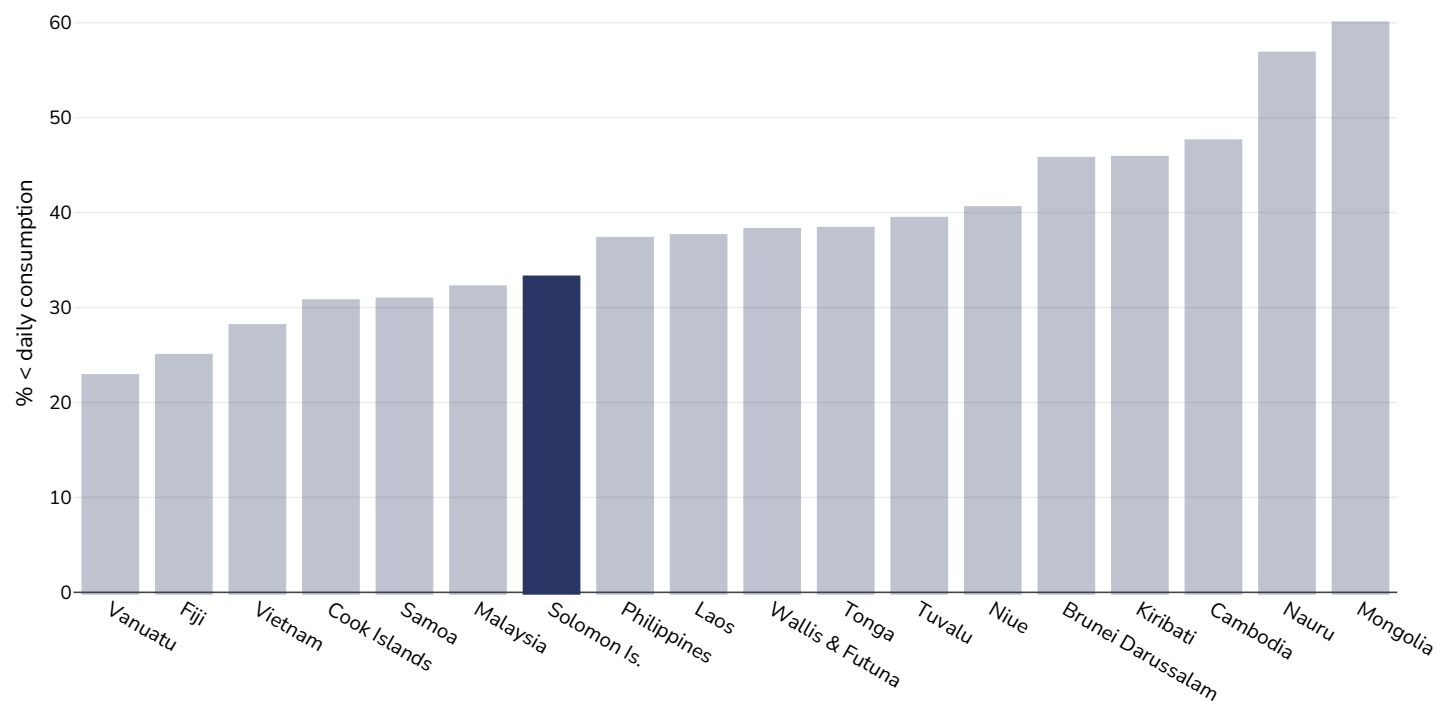
Age: 25+

References: Global Burden of Disease, the Institute for Health Metrics and Evaluation <http://ghdx.healthdata.org/>

Definitions: Estimated per-capita fruit intake (g/day)

## Prevalence of less than daily fruit consumption

### Children, 2010-2015



Survey type: Measured

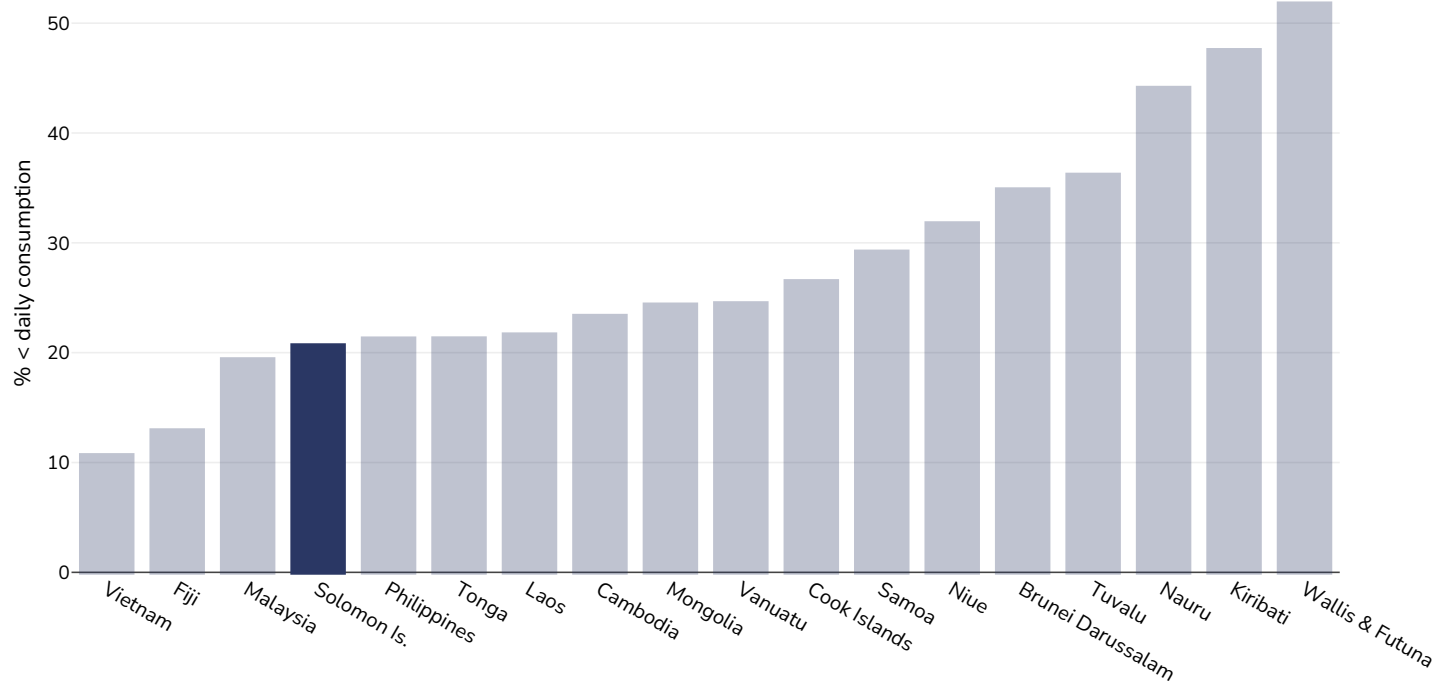
Age: 12-17

References: Global School-based Student Health Surveys. Beal et al (2019). Global Patterns of Adolescent Fruit, Vegetable, Carbonated Soft Drink, and Fast-food consumption: A meta-analysis of global school-based student health surveys. Food and Nutrition Bulletin. <https://doi.org/10.1177/0379572119848287>. Sourced from Food Systems Dashboard <http://www.foodsystemsdashboard.org/food-system>

Definitions: Prevalence of less-than-daily fruit consumption (% less-than-daily fruit consumption)

## Prevalence of less than daily vegetable consumption

### Children, 2010-2015



Survey type: Measured

Age: 12-17

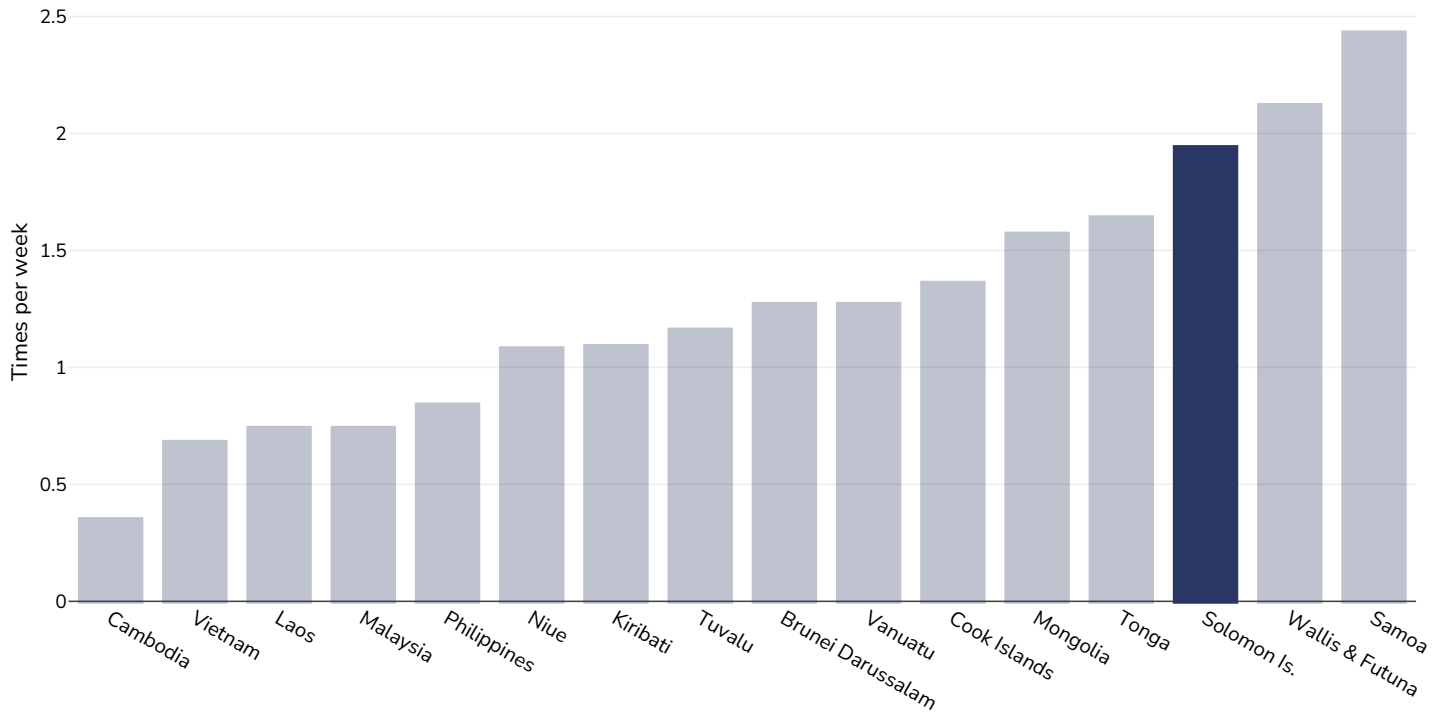
References: Beal et al. (2019). Global Patterns of Adolescent Fruit, Vegetable, Carbonated Soft Drink, and Fast-food consumption: A meta-analysis of global school-based student health surveys. Food and Nutrition Bulletin. <https://doi.org/10.1177/0379572119848287> sourced from Food Systems Dashboard <http://www.foodsystemsdashboard.org/food-system>

Definitions: Prevalence of less-than-daily vegetable consumption (% less-than-daily vegetable consumption)



## Average weekly frequency of fast food consumption

### Children, 2010-2015

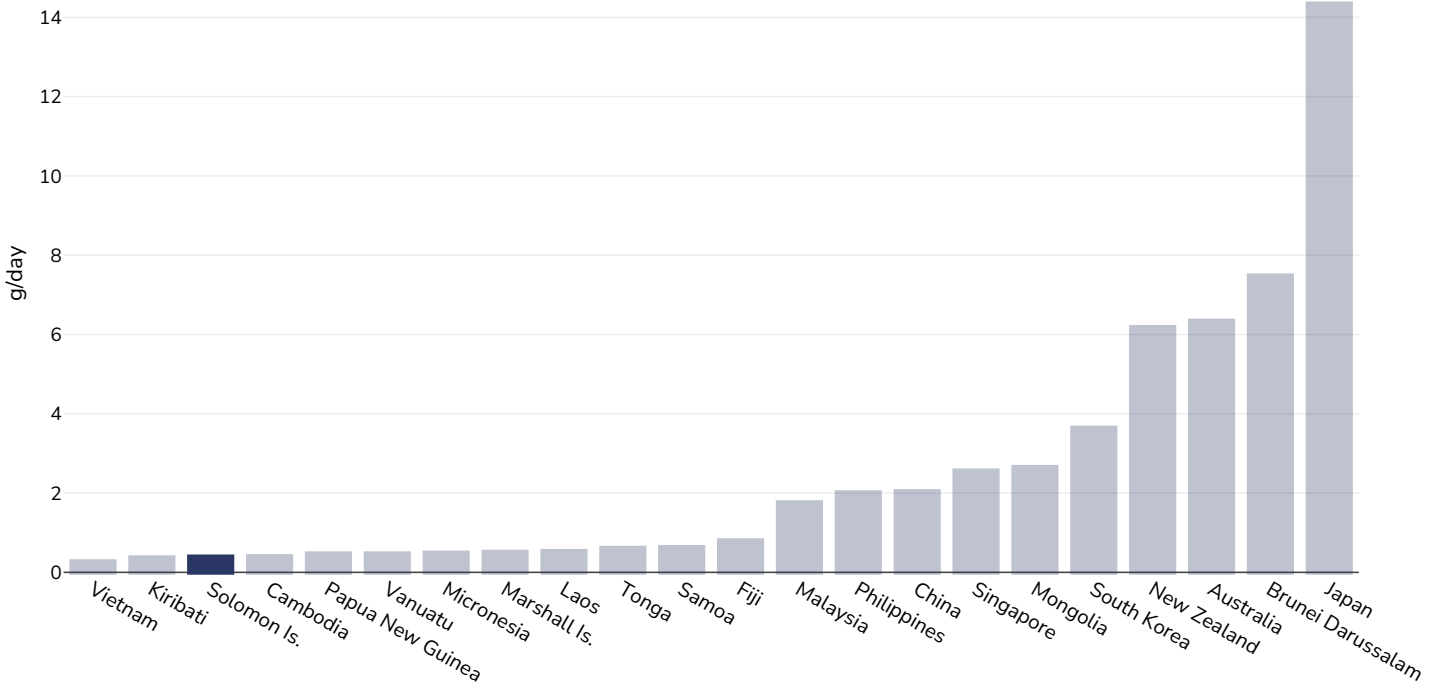


Age: 12-17

References: Beal et al. (2019). Global Patterns of Adolescent Fruit, Vegetable, Carbonated Soft Drink, and Fast-food consumption: A meta-analysis of global school-based student health surveys. Food and Nutrition Bulletin. <https://doi.org/10.1177/0379572119848287> sourced from Food Systems Dashboard <http://www.foodsystemsdashboard.org/food-system>

## Estimated per-capita processed meat intake

Adults, 2017



Survey type: Measured

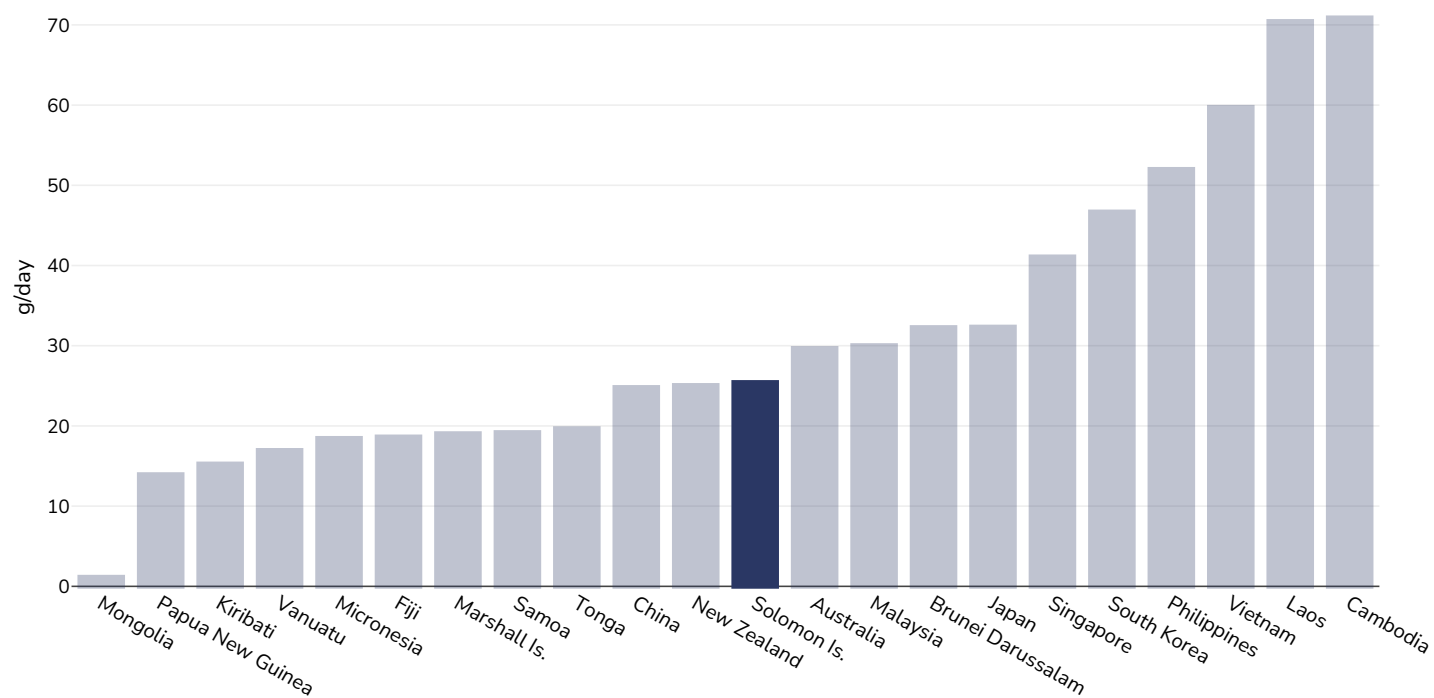
Age: 25+

References: Global Burden of Disease, the Institute for Health Metrics and Evaluation <http://ghdx.healthdata.org/>

Definitions: Estimated per-capita processed meat intake (g per day)

## Estimated per capita whole grains intake

Adults, 2017



Survey type: Measured

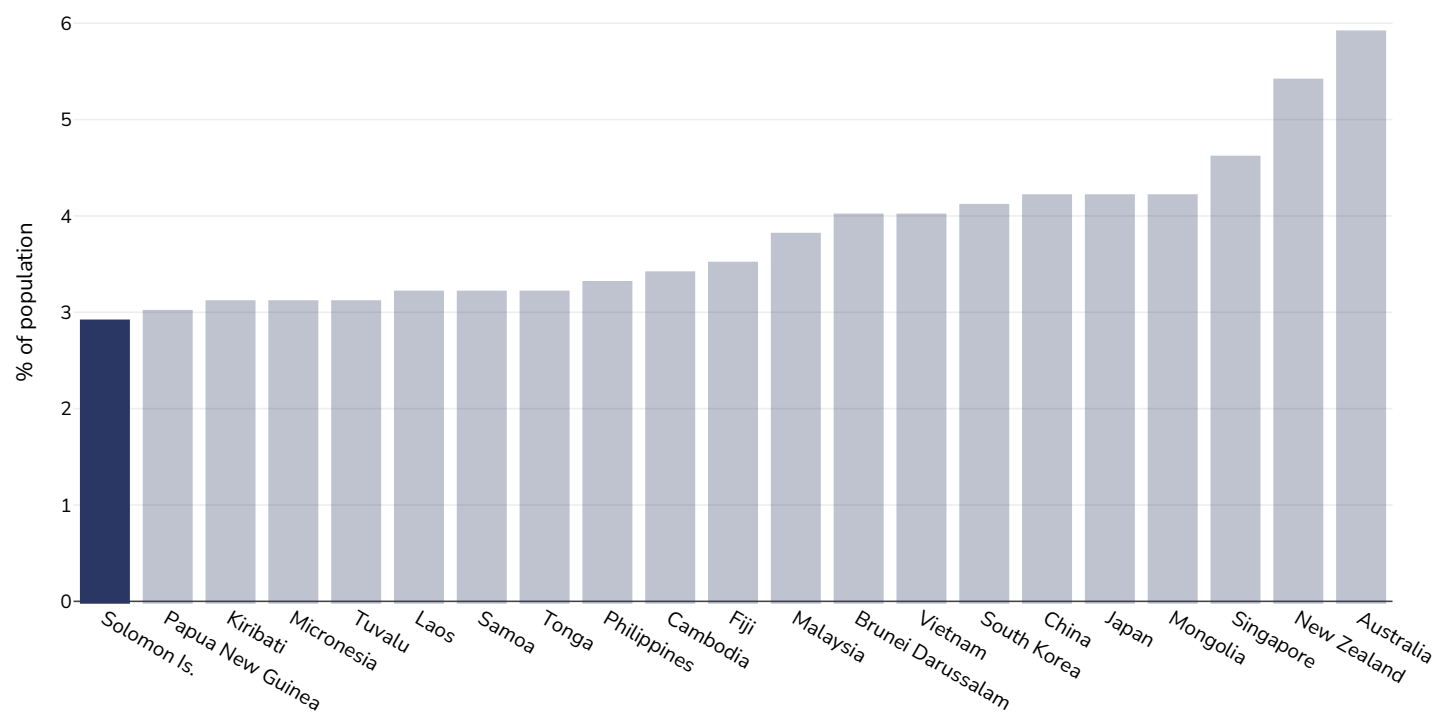
Age: 25+

References: Global Burden of Disease, the Institute for Health Metrics and Evaluation <http://ghdx.healthdata.org/>

Definitions: Estimated per-capita whole grains intake (g/day)

## Mental health - depression disorders

### Adults, 2015

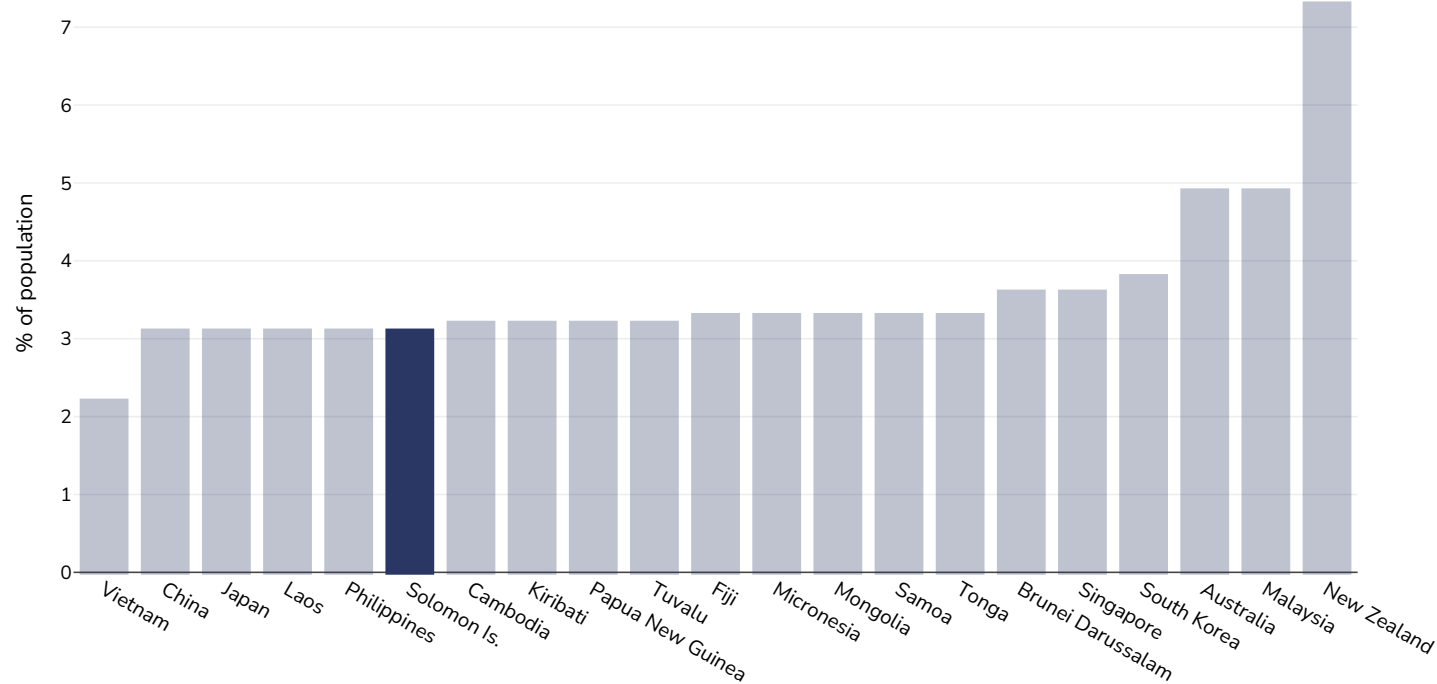


References: Prevalence data from Global Burden of Disease study 2015 (<http://ghdx.healthdata.org>) published in: Depression and Other Common Mental Disorders: Global Health Estimates. Geneva:World Health Organization; 2017. Licence: CC BY-NC-SA 3.0 IGO.

Definitions: % of population with depression disorders

## Mental health - anxiety disorders

### Adults, 2015

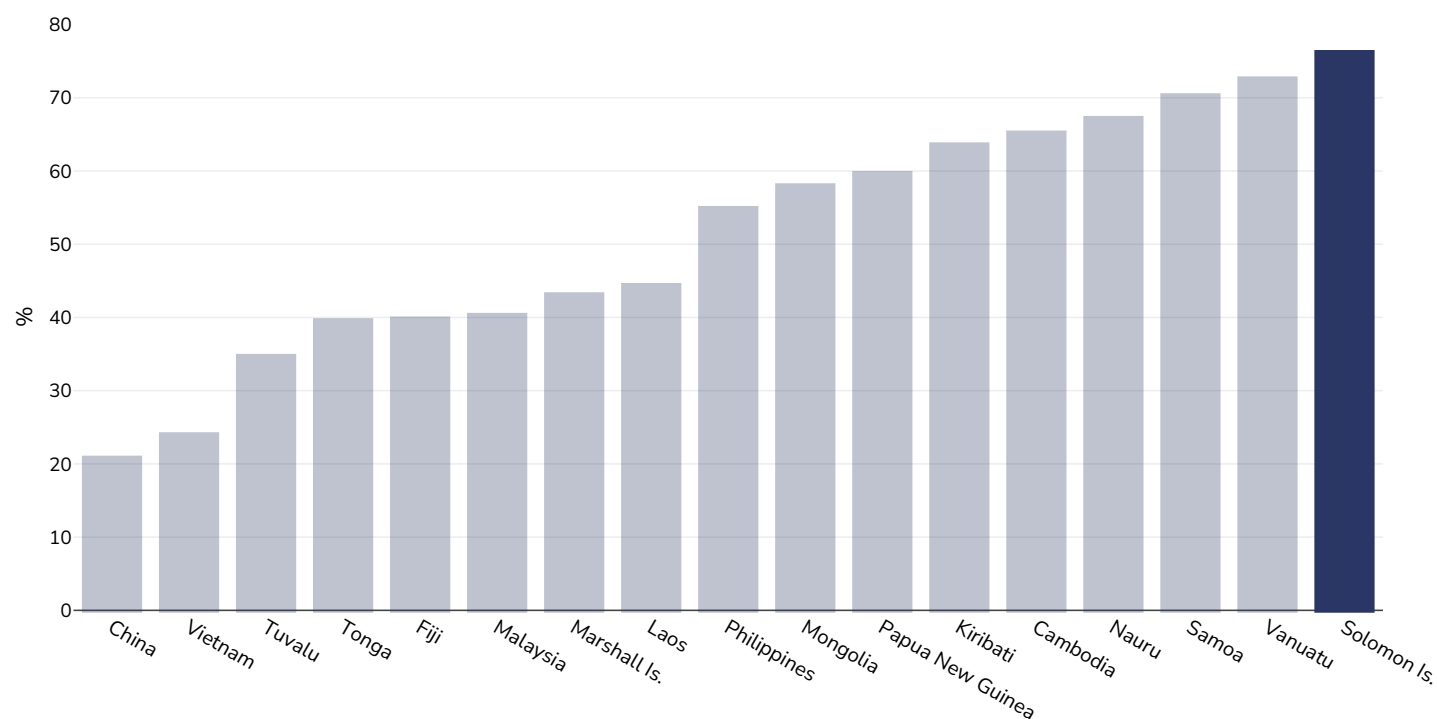


References: Prevalence data from Global Burden of Disease study 2015 (<http://ghdx.healthdata.org>) published in: Depression and Other Common Mental Disorders: Global Health Estimates. Geneva:World Health Organization; 2017. Licence: CC BY-NC-SA 3.0 IGO.

Definitions: % of population with anxiety disorders

## % Infants exclusively breastfed 0-5 months

### Children, 2004-2020



Area covered: National

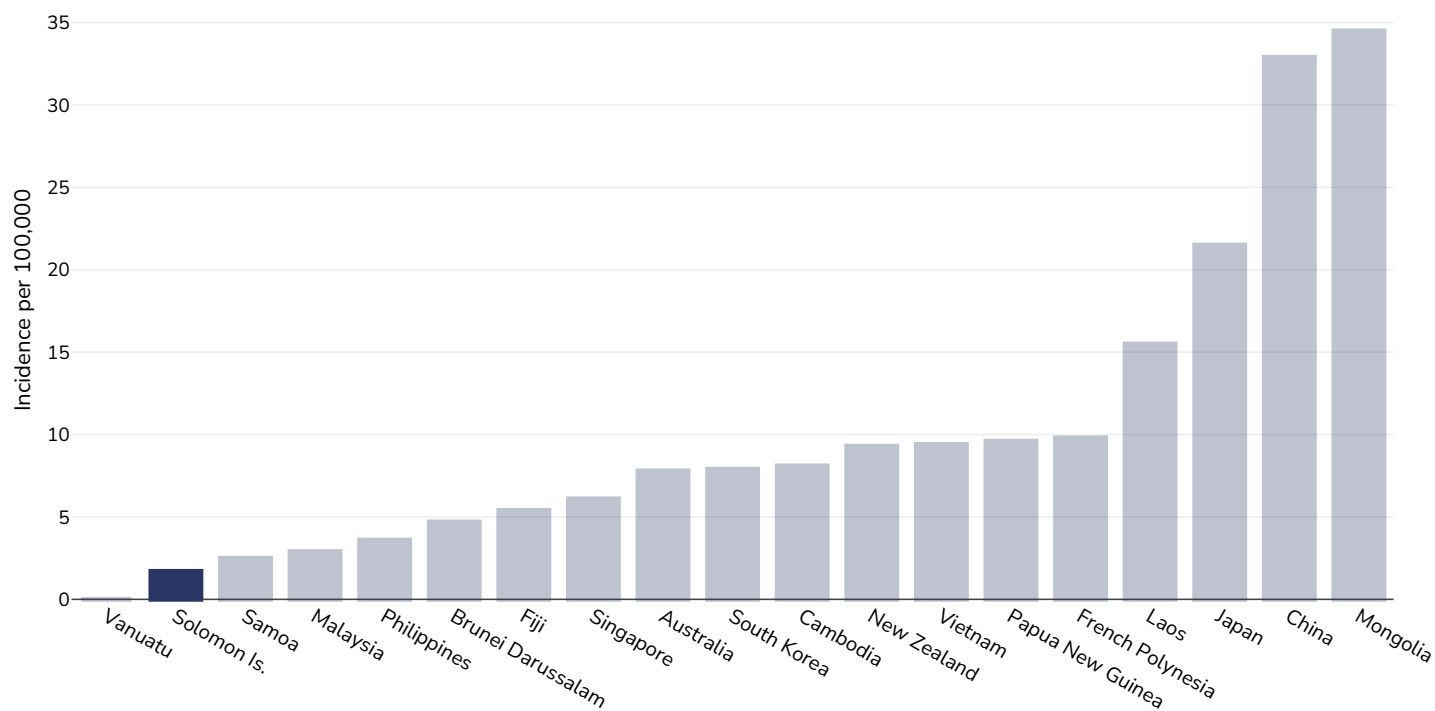
References: Solomon Islands Demographic and Health Survey, 2015. Solomon Islands Ministry of Health and Medical Services and the Pacific Community. 2017.

Notes: See UNICEF website for further survey information. Available at : <https://data.unicef.org/resources/dataset/infant-young-child-feeding/> (last accessed 28.9.21) Citation: United Nations Children’s Fund, Division of Data, Analysis, Planning and Monitoring (2021). Global UNICEF Global Databases: Infant and Young Child Feeding: Exclusive breastfeeding, New York, September 2021.

Definitions: % exclusively breastfed 0-5 months

## Oesophageal cancer

### Men, 2020



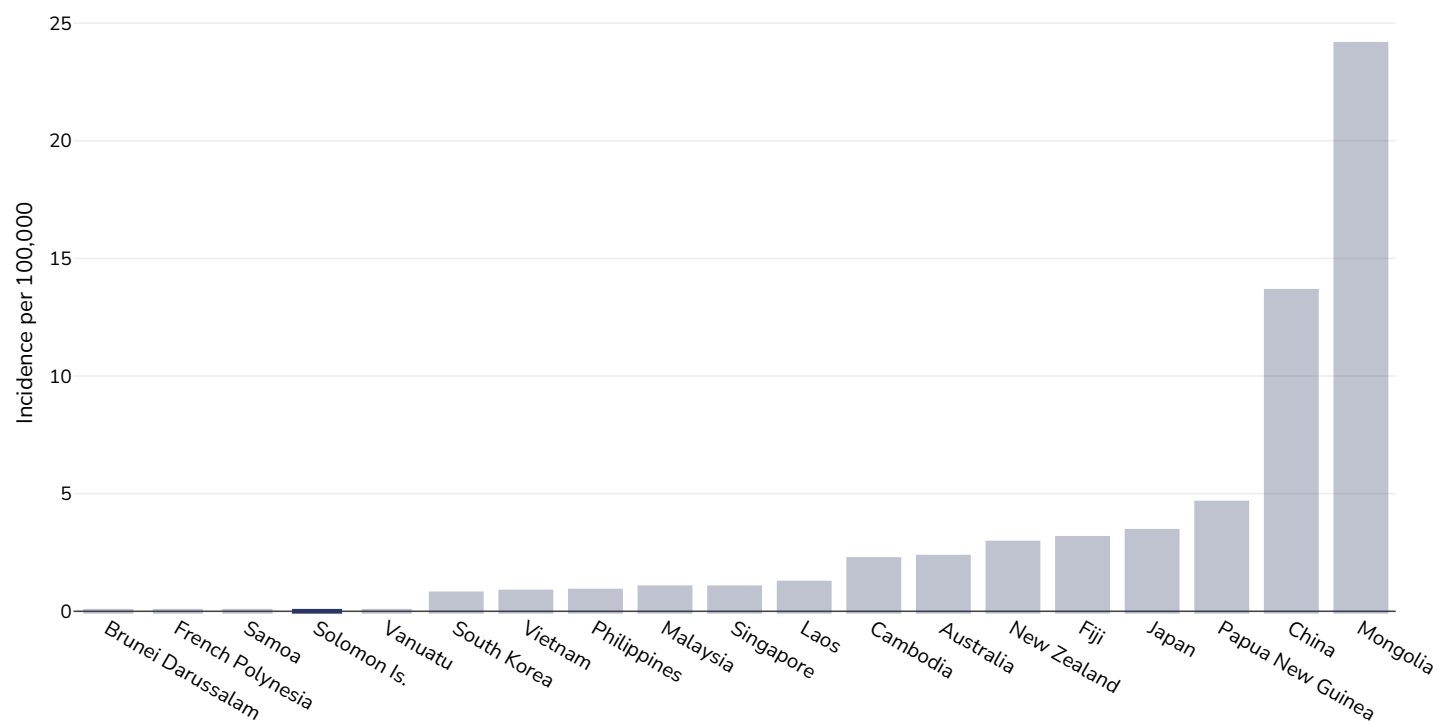
Age: 20+

Area covered: National

References: Ferlay J, Ervik M, Lam F, Colombet M, Mery L, Piñeros M, Znaor A, Soerjomataram I, Bray F (2020). Global Cancer Observatory: Cancer Today. Lyon, France: International Agency for Research on Cancer. Available from: <https://gco.iarc.fr/today>, accessed 10.01.2321

Definitions: Age-standardized incidence rates per 100 000

## Women, 2020



Age: 20+

Area covered: National

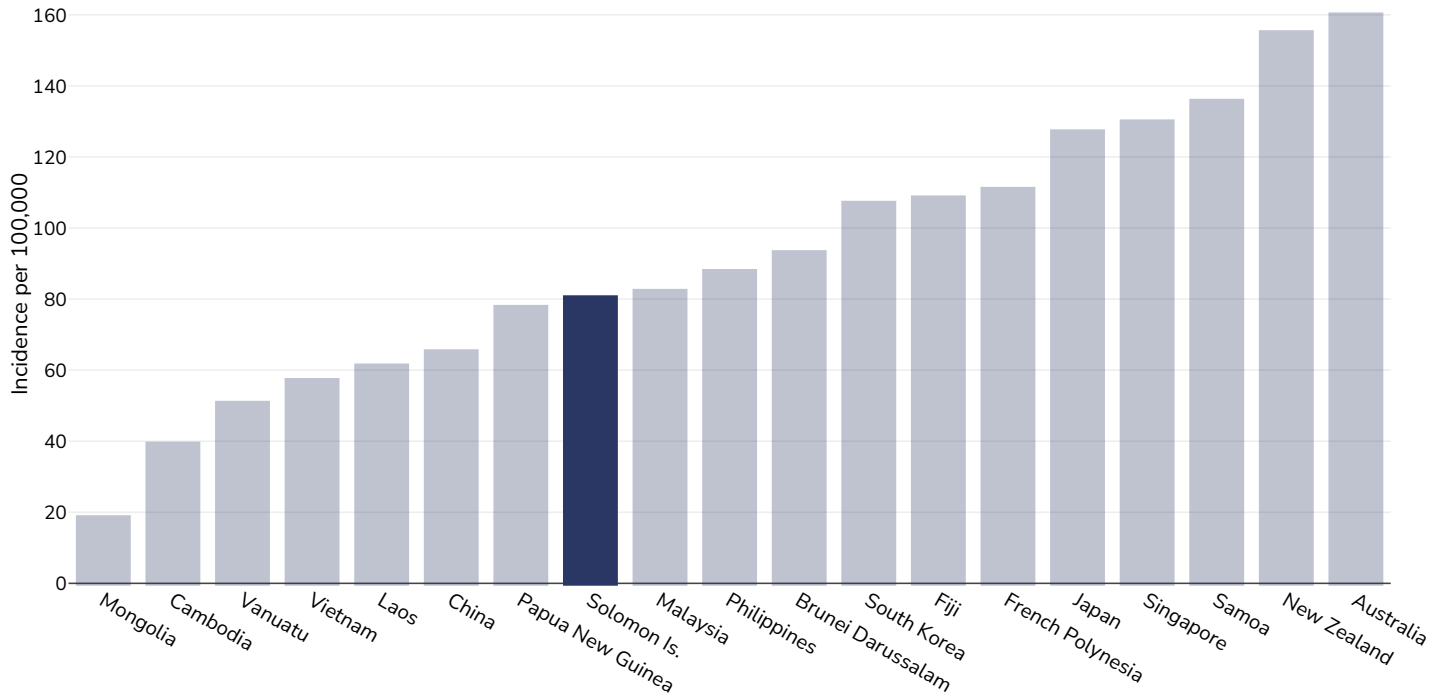
References: Ferlay J, Ervik M, Lam F, Colombet M, Mery L, Piñeros M, Znaor A, Soerjomataram I, Bray F (2020). Global Cancer Observatory: Cancer Today. Lyon, France: International Agency for Research on Cancer. Available from: <https://gco.iarc.fr/today>, accessed 10.01.2321

Definitions: Age-standardized incidence rates per 100 000



## Breast cancer

### Women, 2020



Age: 20+

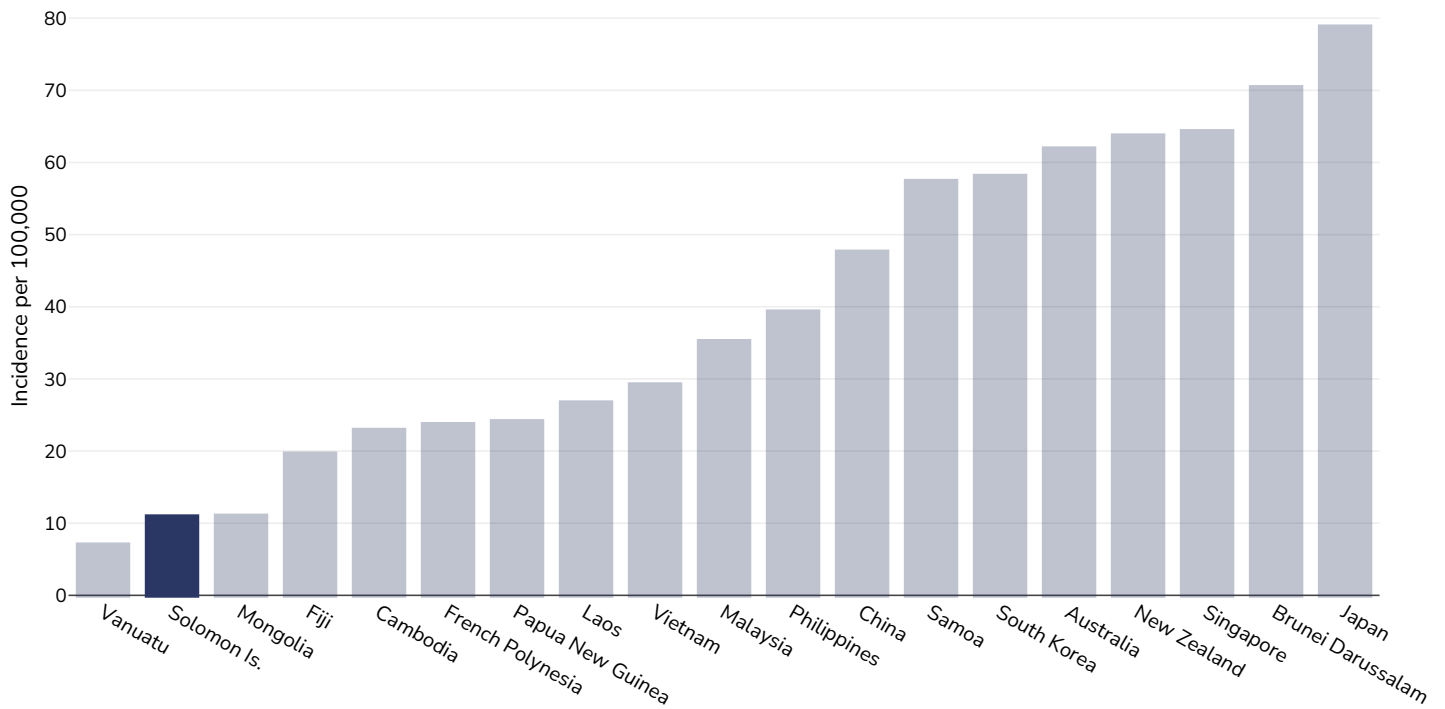
Area covered: National

References: Ferlay J, Ervik M, Lam F, Colombet M, Mery L, Piñeros M, Znaor A, Soerjomataram I, Bray F (2020). Global Cancer Observatory: Cancer Today. Lyon, France: International Agency for Research on Cancer. Available from: <https://gco.iarc.fr/today>, accessed 10.01.2321

Definitions: Age-standardized incidence rates per 100 000

## Colorectal cancer

### Men, 2020



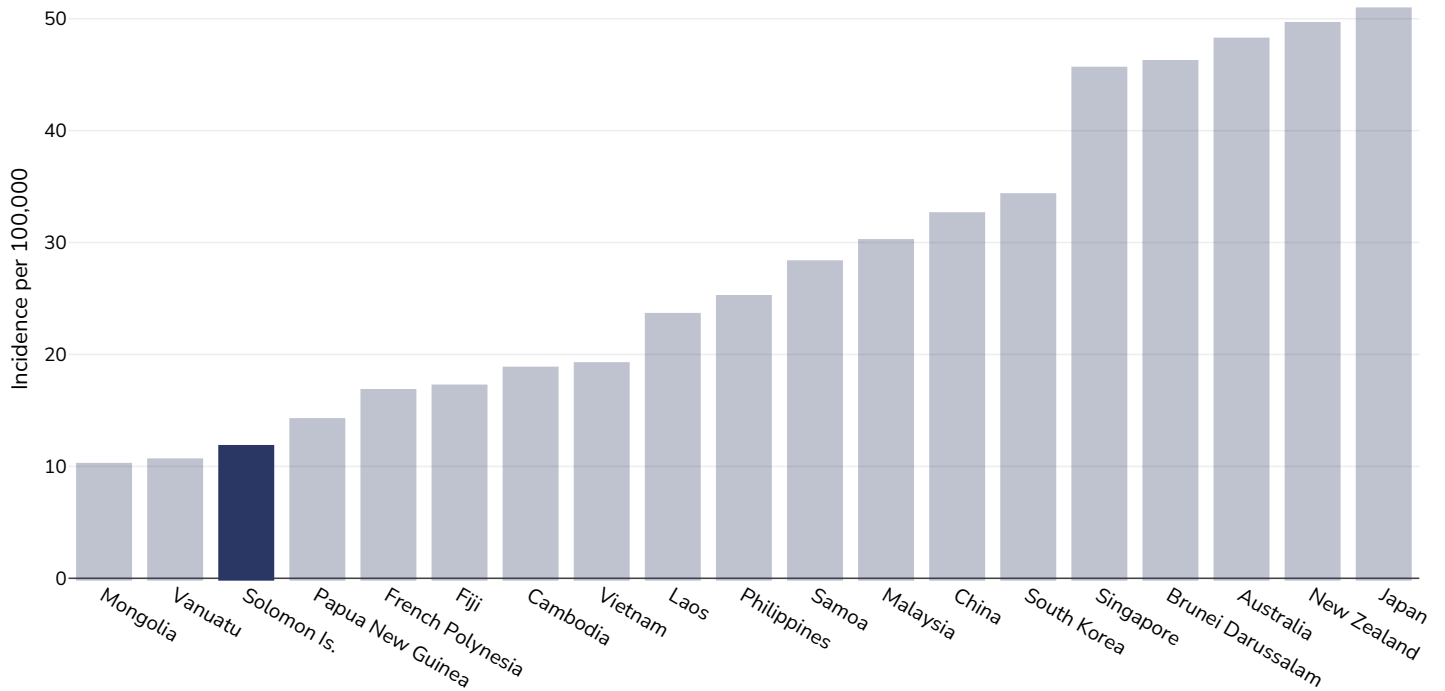
Age: 20+

Area covered: National

References: Ferlay J, Ervik M, Lam F, Colombet M, Mery L, Piñeros M, Znaor A, Soerjomataram I, Bray F (2020). Global Cancer Observatory: Cancer Today. Lyon, France: International Agency for Research on Cancer. Available from: <https://gco.iarc.fr/today>, accessed 10.01.2321

Definitions: Age-standardized incidence rates per 100 000

**Women, 2020**



Age: 20+

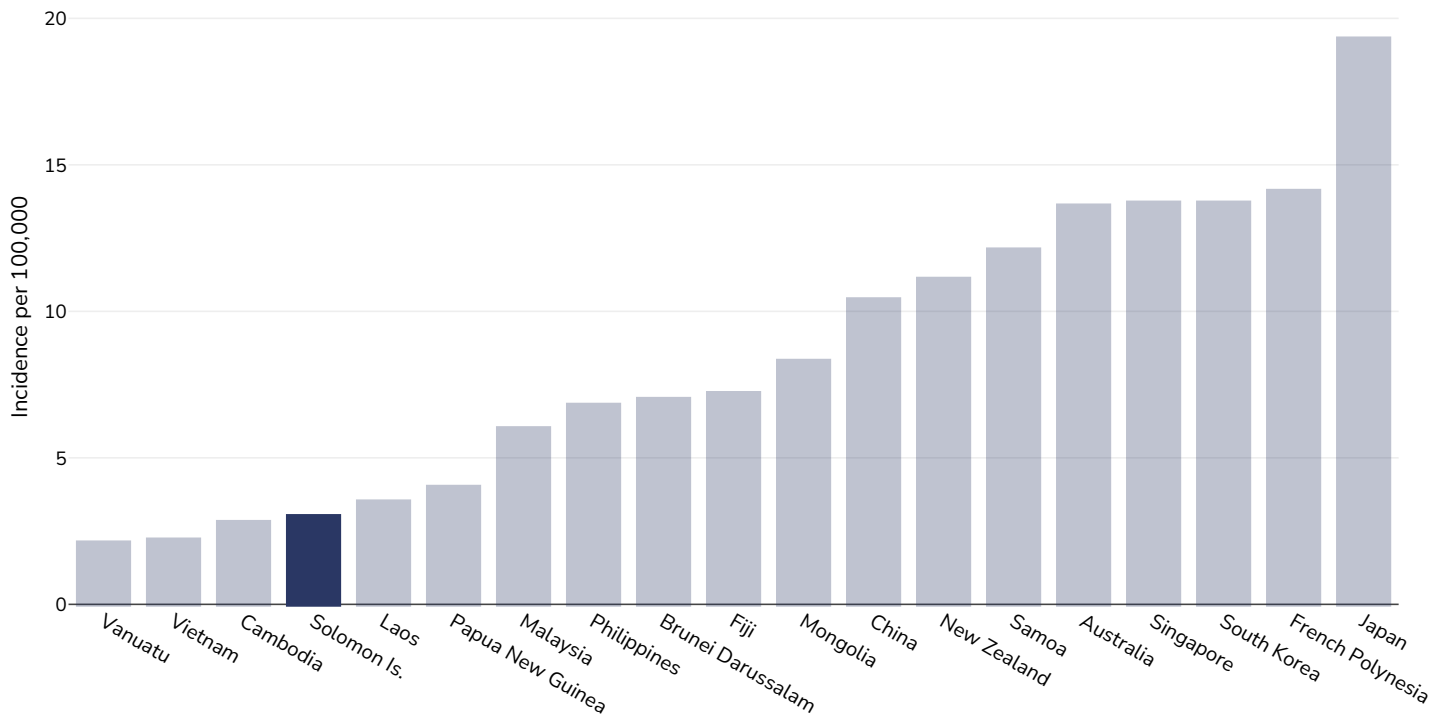
Area covered: National

References: Ferlay J, Ervik M, Lam F, Colombet M, Mery L, Piñeros M, Znaor A, Soerjomataram I, Bray F (2020). Global Cancer Observatory: Cancer Today. Lyon, France: International Agency for Research on Cancer. Available from: <https://gco.iarc.fr/today>, accessed 10.01.2321

Definitions: Age-standardized incidence rates per 100 000

## Pancreatic cancer

### Men, 2020



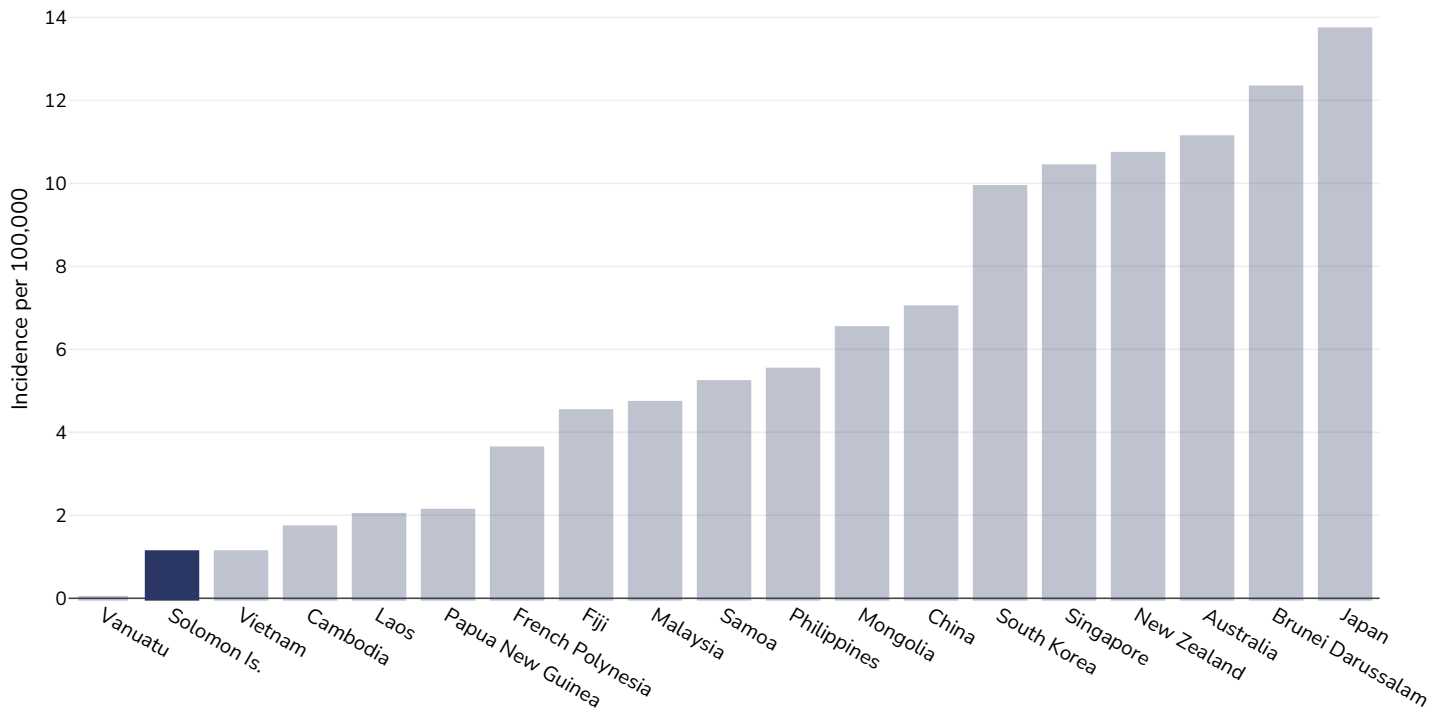
Age: 20+

Area covered: National

References: Ferlay J, Ervik M, Lam F, Colombet M, Mery L, Piñeros M, Znaor A, Soerjomataram I, Bray F (2020). Global Cancer Observatory: Cancer Today. Lyon, France: International Agency for Research on Cancer. Available from: <https://gco.iarc.fr/today>, accessed 10.01.2321

Definitions: Age-standardized incidence rates per 100 000

## Women, 2020



Age: 20+

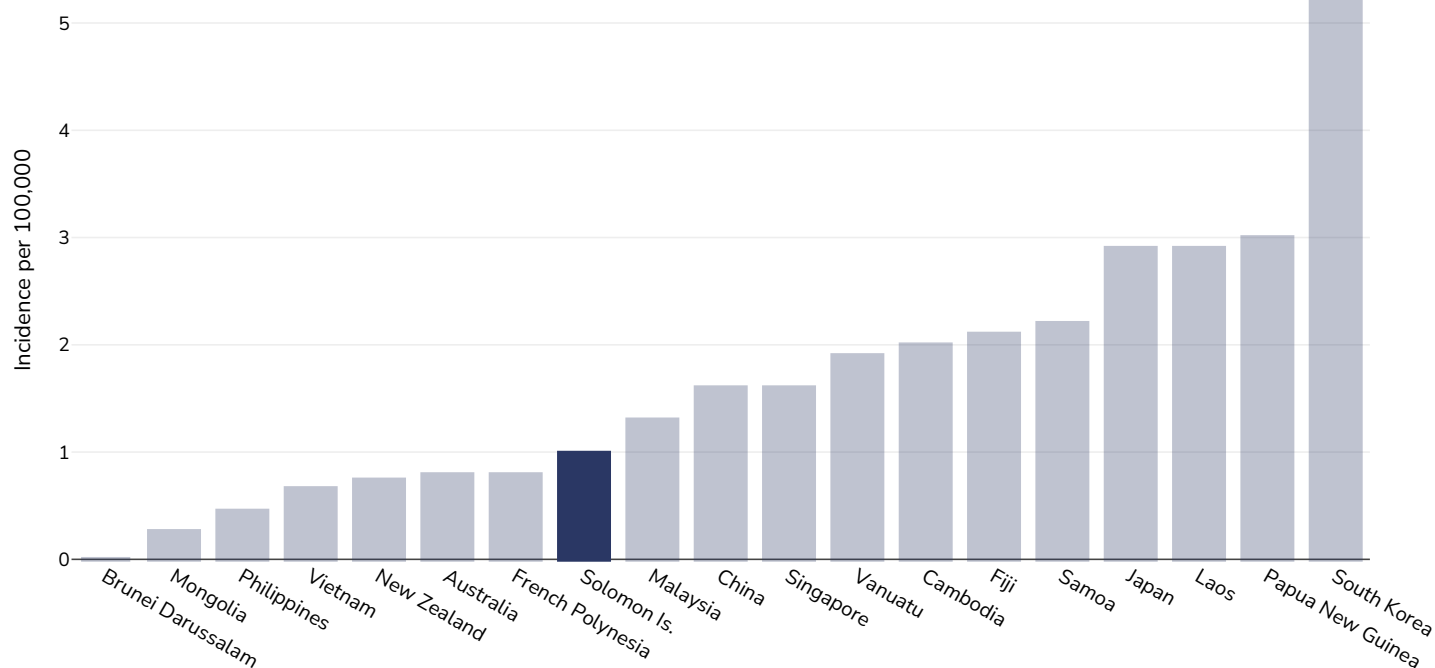
Area covered: National

References: Ferlay J, Ervik M, Lam F, Colombet M, Mery L, Piñeros M, Znaor A, Soerjomataram I, Bray F (2020). Global Cancer Observatory: Cancer Today. Lyon, France: International Agency for Research on Cancer. Available from: <https://gco.iarc.fr/today>, accessed 10.01.2321

Definitions: Age-standardized incidence rates per 100 000

## Gallbladder cancer

### Men, 2020



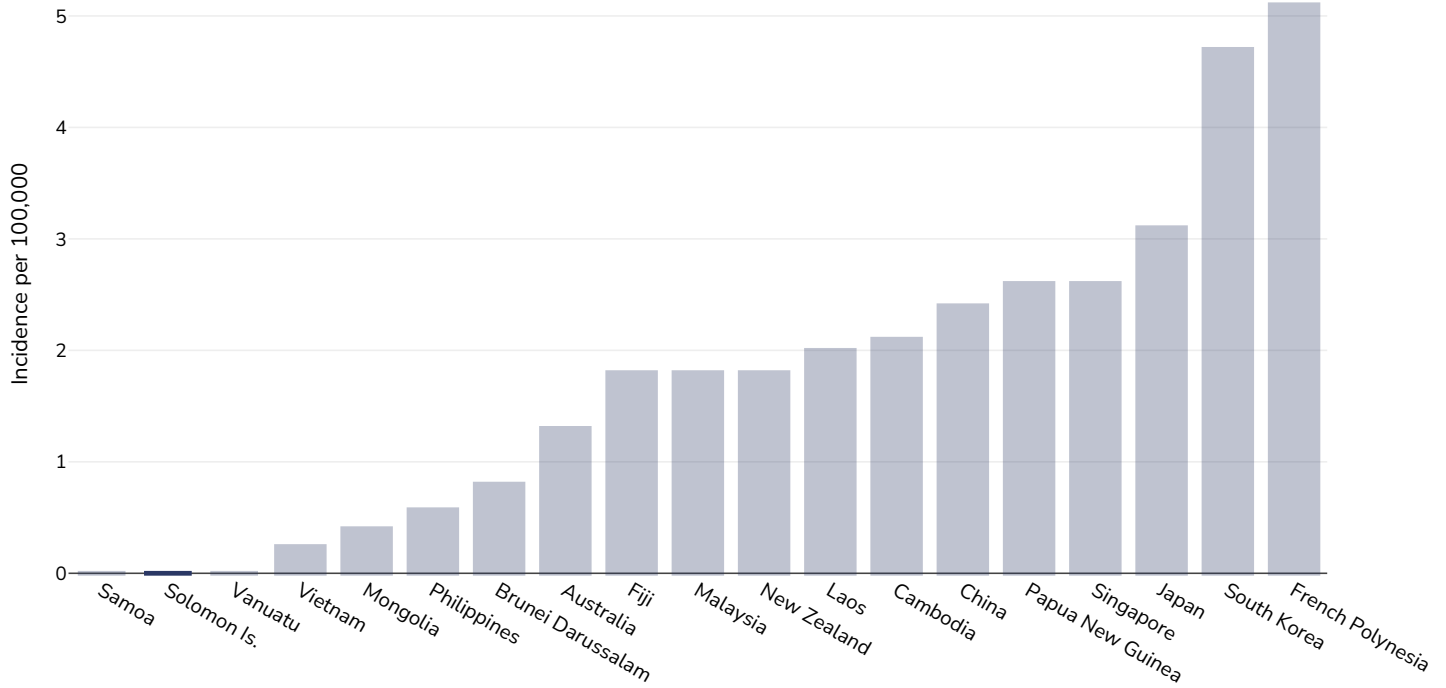
Age: 20+

Area covered: National

References: Ferlay J, Ervik M, Lam F, Colombet M, Mery L, Piñeros M, Znaor A, Soerjomataram I, Bray F (2020). Global Cancer Observatory: Cancer Today. Lyon, France: International Agency for Research on Cancer. Available from: <https://gco.iarc.fr/today>, accessed 10.01.2321

Definitions: Age-standardized incidence rates per 100 000

## Women, 2020



Age: 20+

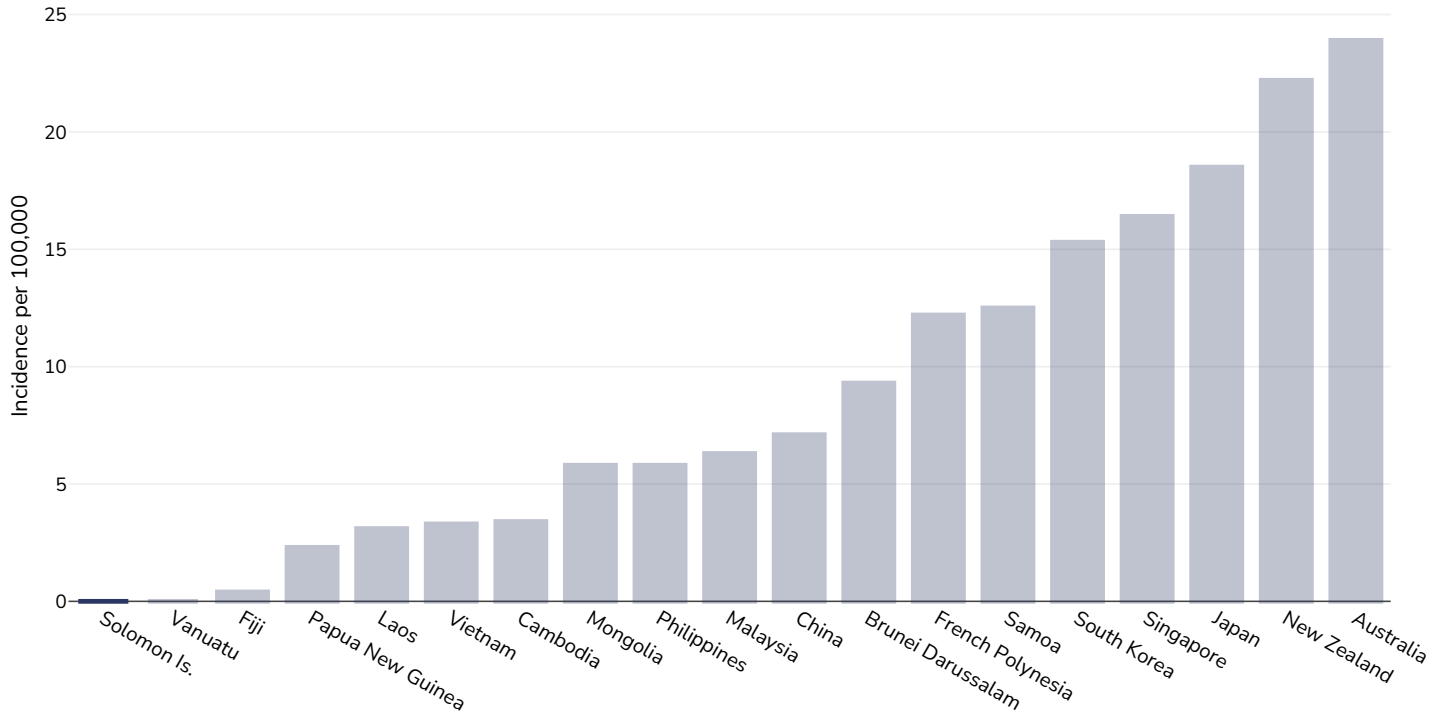
Area covered: National

References: Ferlay J, Ervik M, Lam F, Colombet M, Mery L, Piñeros M, Znaor A, Soerjomataram I, Bray F (2020). Global Cancer Observatory: Cancer Today. Lyon, France: International Agency for Research on Cancer. Available from: <https://gco.iarc.fr/today>, accessed 10.01.2321

Definitions: Age-standardized incidence rates per 100 000

## Kidney cancer

### Men, 2020



Age: 20+

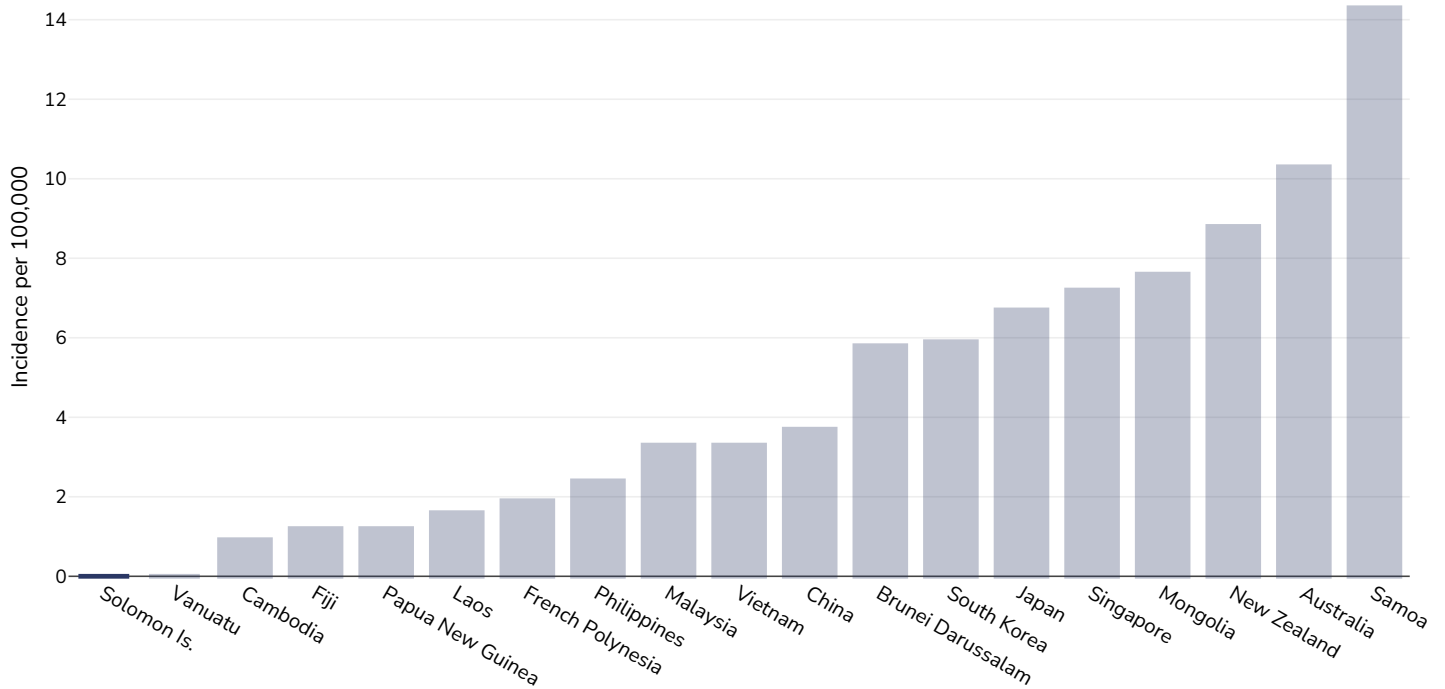
Area covered: National

References: Ferlay J, Ervik M, Lam F, Colombet M, Mery L, Piñeros M, Znaor A, Soerjomataram I, Bray F (2020). Global Cancer Observatory: Cancer Today. Lyon, France: International Agency for Research on Cancer. Available from: <https://gco.iarc.fr/today>, accessed 10.01.2321

Definitions: Age-standardized incidence rates per 100 000



## Women, 2020



Age: 20+

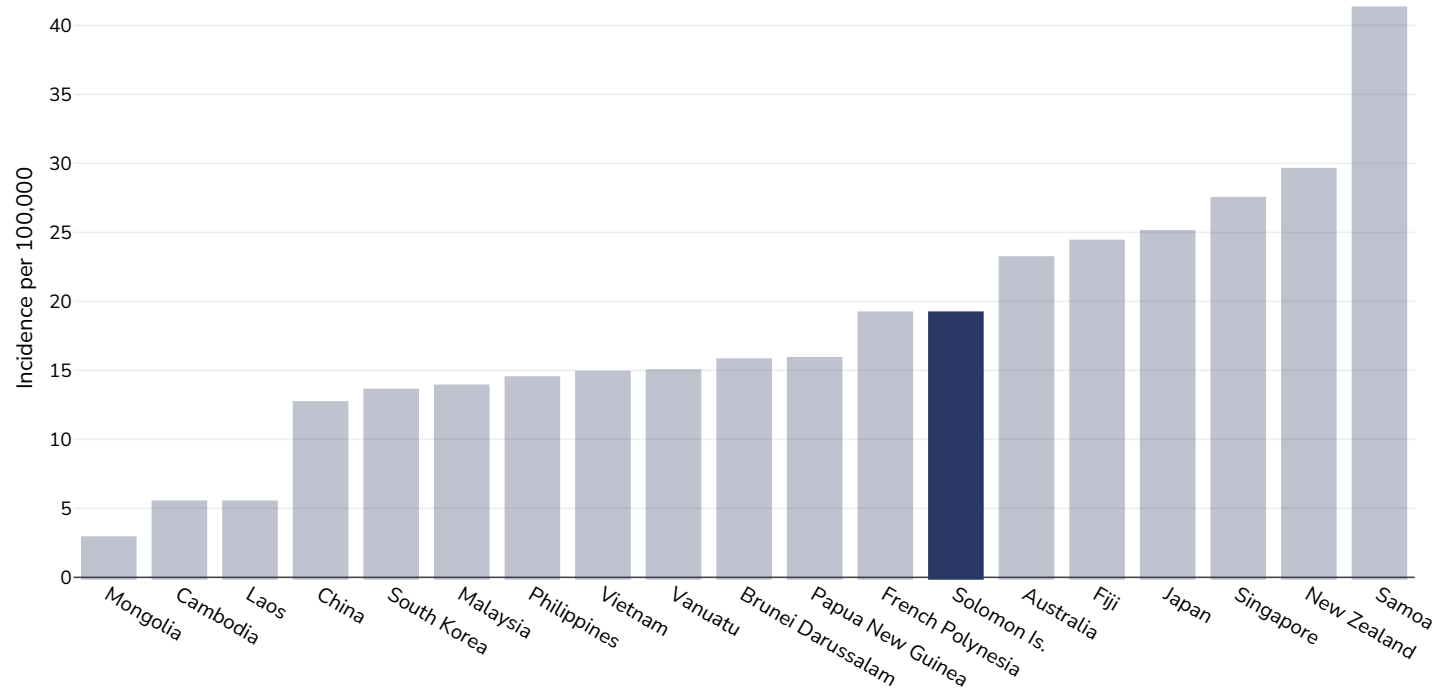
Area covered: National

References: Ferlay J, Ervik M, Lam F, Colombet M, Mery L, Piñeros M, Znaor A, Soerjomataram I, Bray F (2020). Global Cancer Observatory: Cancer Today. Lyon, France: International Agency for Research on Cancer. Available from: <https://gco.iarc.fr/today>, accessed 10.01.2321

Definitions: Age-standardized incidence rates per 100 000

## Cancer of the uterus

### Women, 2020



Age: 20+

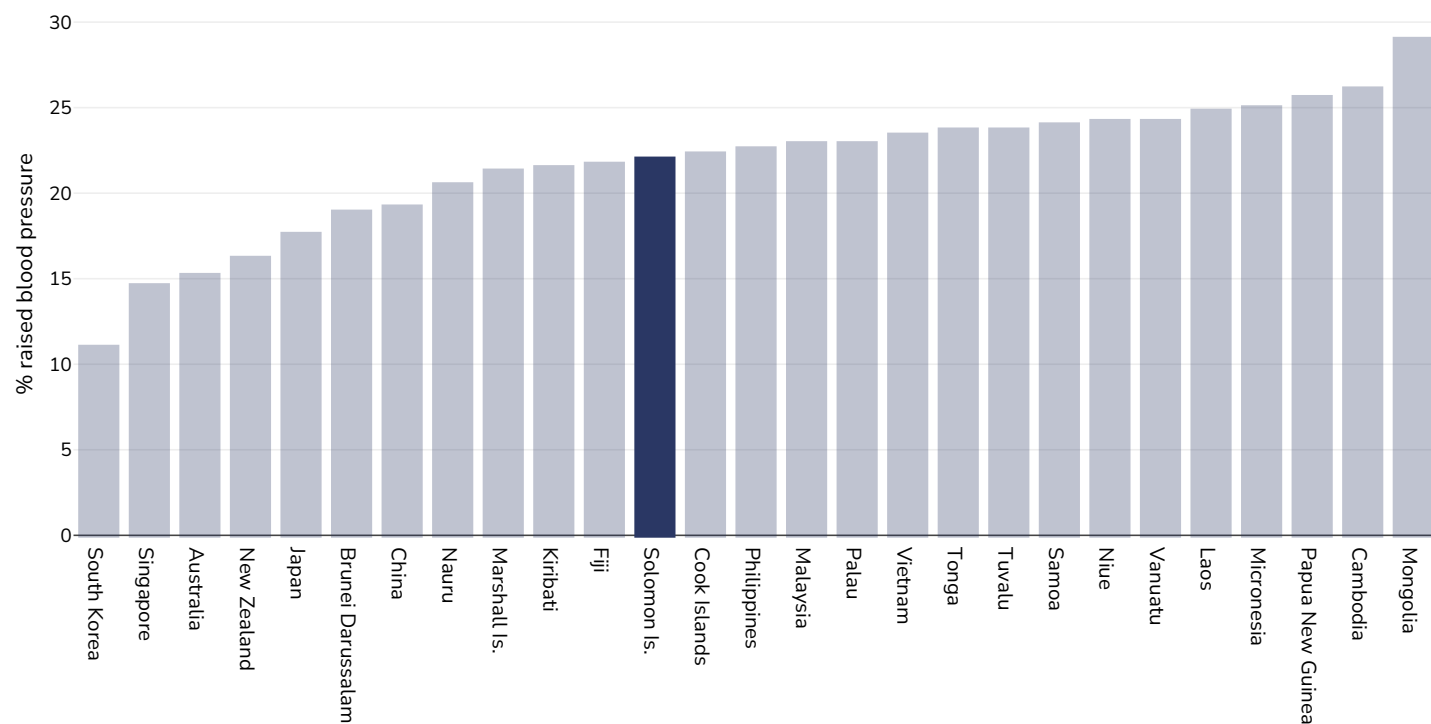
Area covered: National

References: Ferlay J, Ervik M, Lam F, Colombet M, Mery L, Piñeros M, Znaor A, Soerjomataram I, Bray F (2020). Global Cancer Observatory: Cancer Today. Lyon, France: International Agency for Research on Cancer. Available from: <https://gco.iarc.fr/today>, accessed 10.01.2321

Definitions: Age-standardized incidence rates per 100 000

## Raised blood pressure

### Adults, 2015



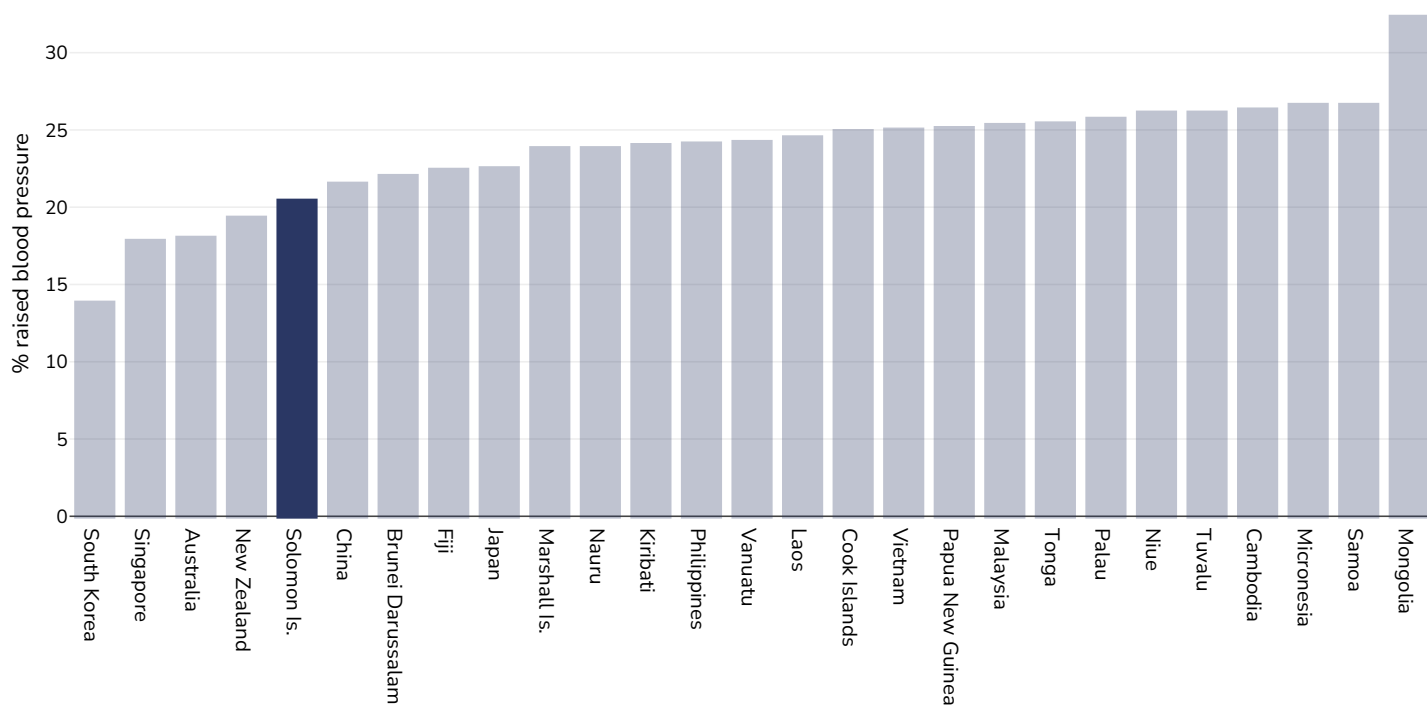
References:

Global Health Observatory data repository, World Health Organisation,  
<http://apps.who.int/gho/data/node.main.A875?lang=en>

Definitions:

Age Standardised estimated % Raised blood pressure 2015 (SBP $\geq$ 140 OR DBP $\geq$ 90).

## Men, 2015



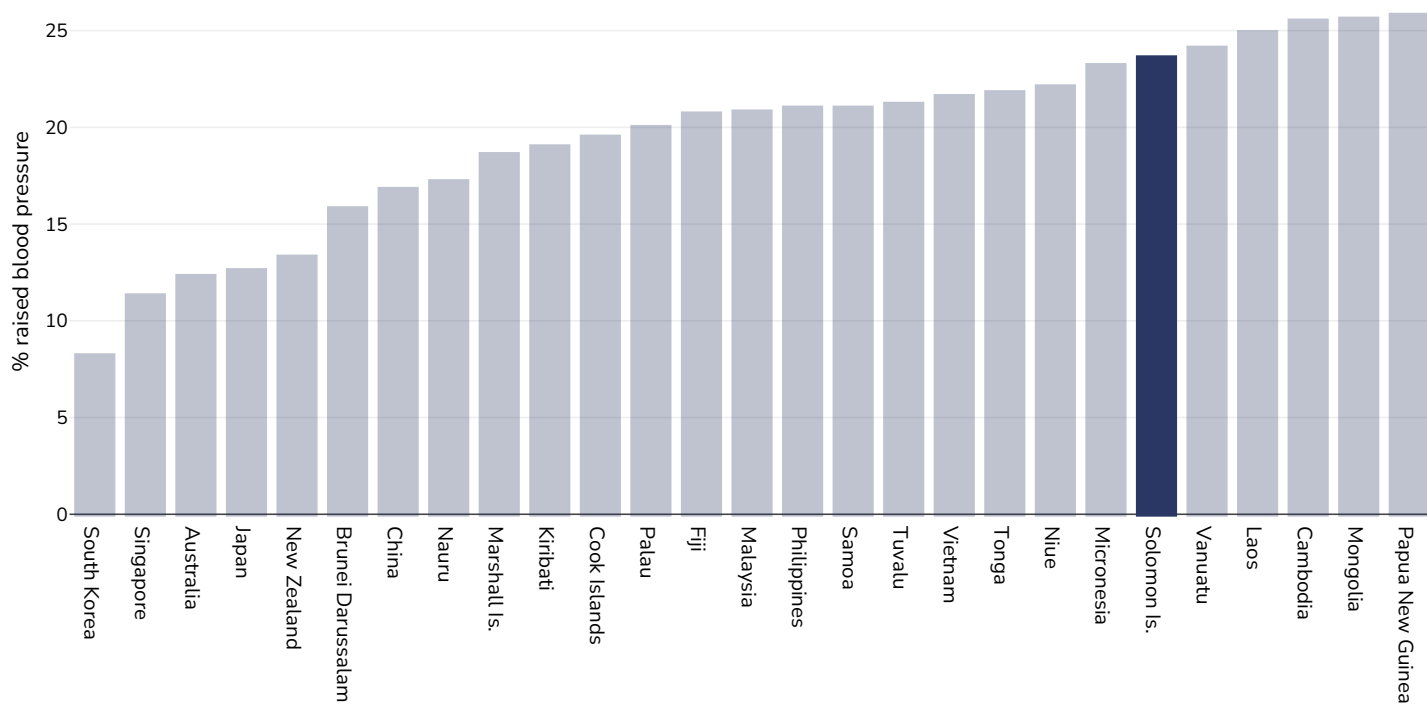
References:

Global Health Observatory data repository, World Health Organisation,  
<http://apps.who.int/gho/data/node.main.A875?lang=en>

Definitions:

Age Standardised estimated % Raised blood pressure 2015 (SBP $\geq$ 140 OR DBP $\geq$ 90).

## Women, 2015



References:

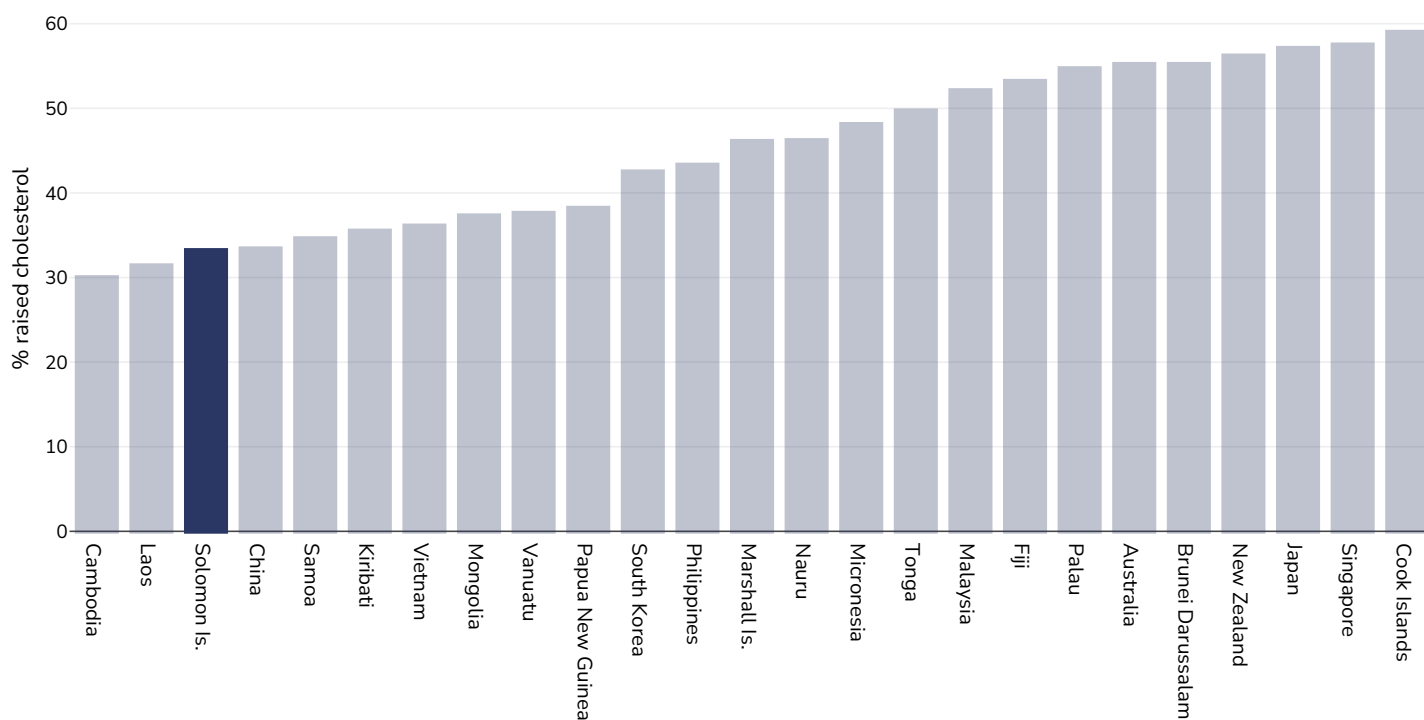
Global Health Observatory data repository, World Health Organisation,  
<http://apps.who.int/gho/data/node.main.A875?lang=en>

Definitions:

Age Standardised estimated % Raised blood pressure 2015 (SBP>=140 OR DBP>=90).

## Raised cholesterol

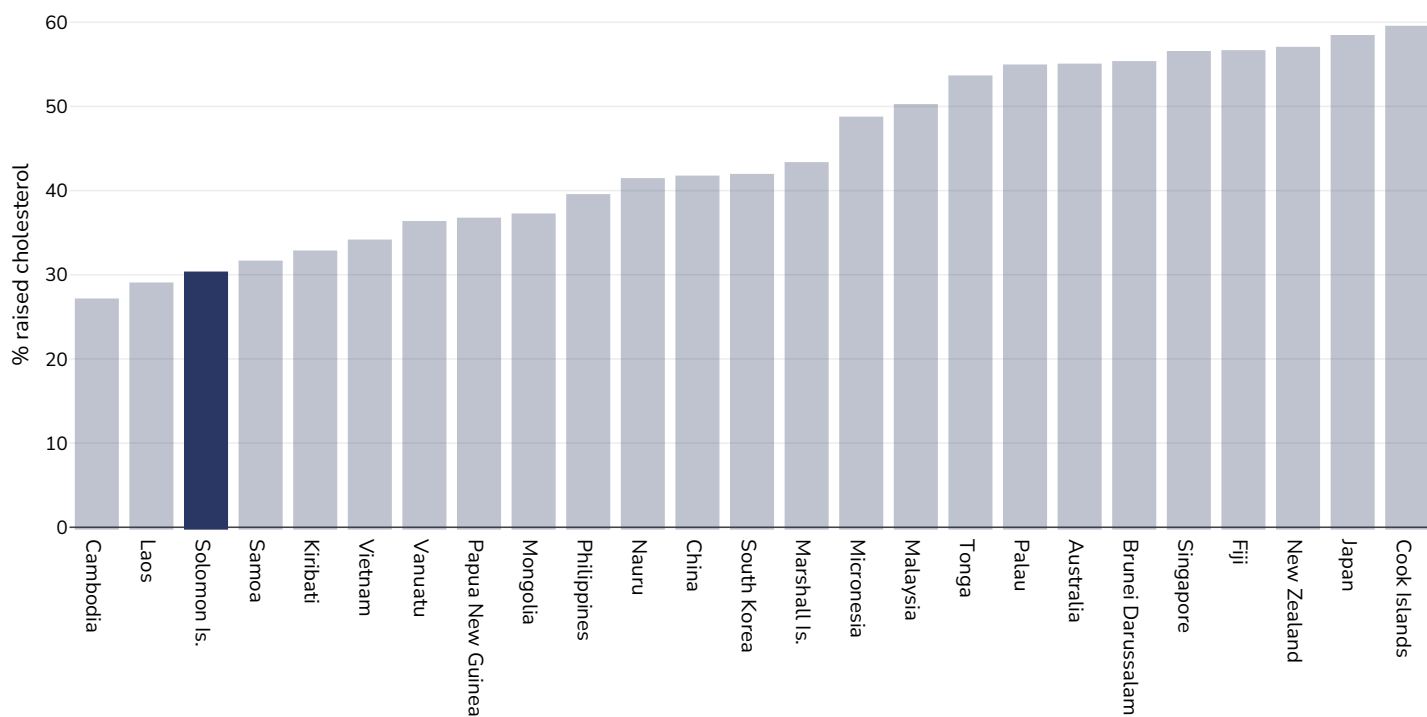
### Adults, 2008



References: Global Health Observatory data repository, World Health Organisation, <http://apps.who.int/gho/data/node.main.A885>

Definitions: % Raised total cholesterol ( $\geq 5.0$  mmol/L) (age-standardized estimate).

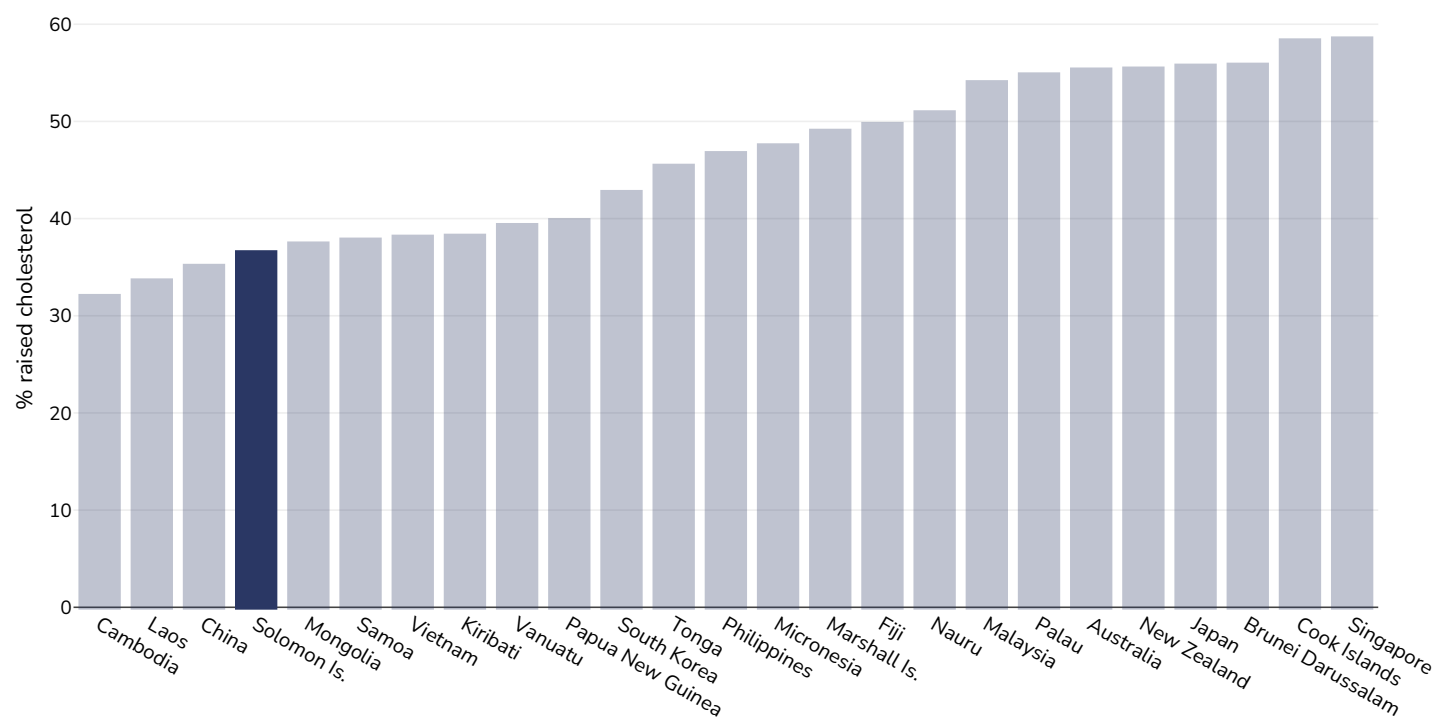
## Men, 2008



References: Global Health Observatory data repository, World Health Organisation, <http://apps.who.int/gho/data/node.main.A885>

Definitions: % Raised total cholesterol ( $\geq 5.0$  mmol/L) (age-standardized estimate).

## Women, 2008



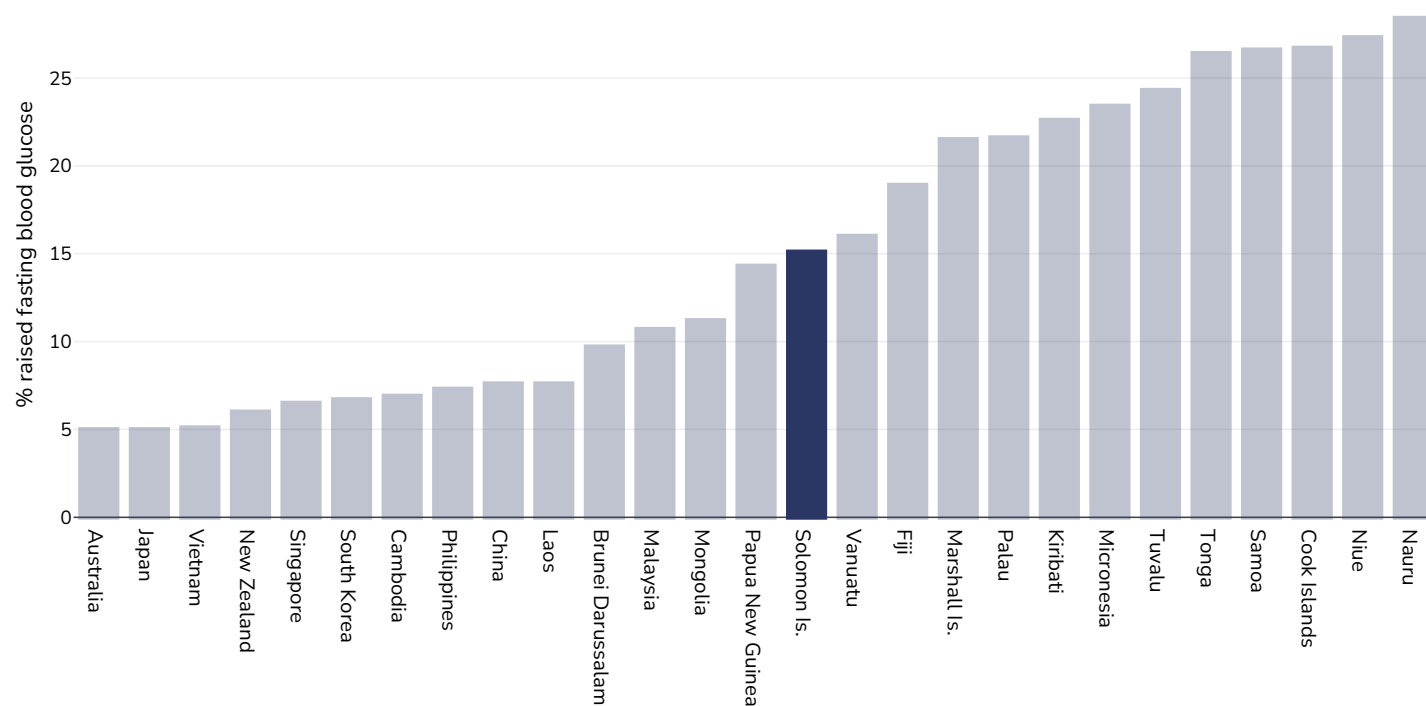
References: Global Health Observatory data repository, World Health Organisation, <http://apps.who.int/gho/data/node.main.A885>

Definitions: % Raised total cholesterol ( $\geq 5.0$  mmol/L) (age-standardized estimate).



## Raised fasting blood glucose

Men, 2014



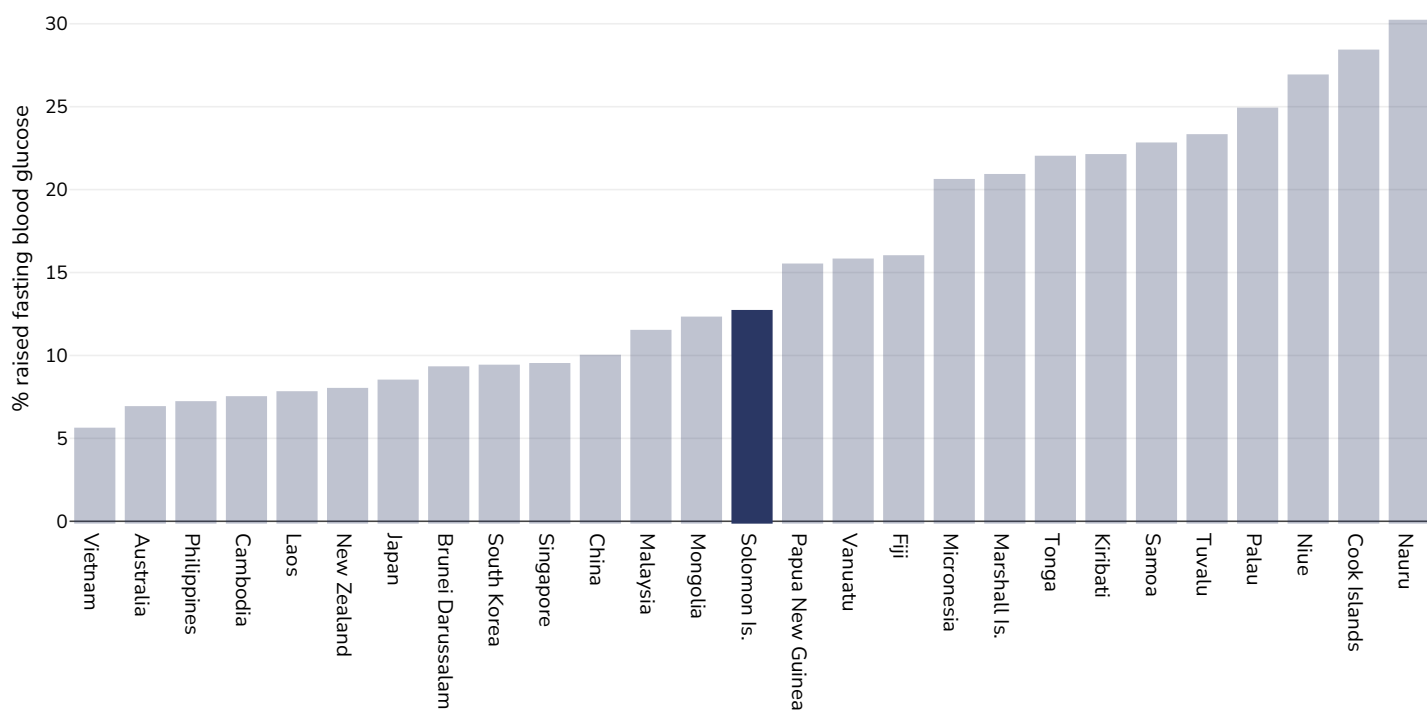
References:

Global Health Observatory data repository, World Health Organisation,  
<http://apps.who.int/gho/data/node.main.A869?lang=en>

Definitions:

Age Standardised % raised fasting blood glucose ( $\geq 7.0$  mmol/L or on medication).

## Women, 2014



References:

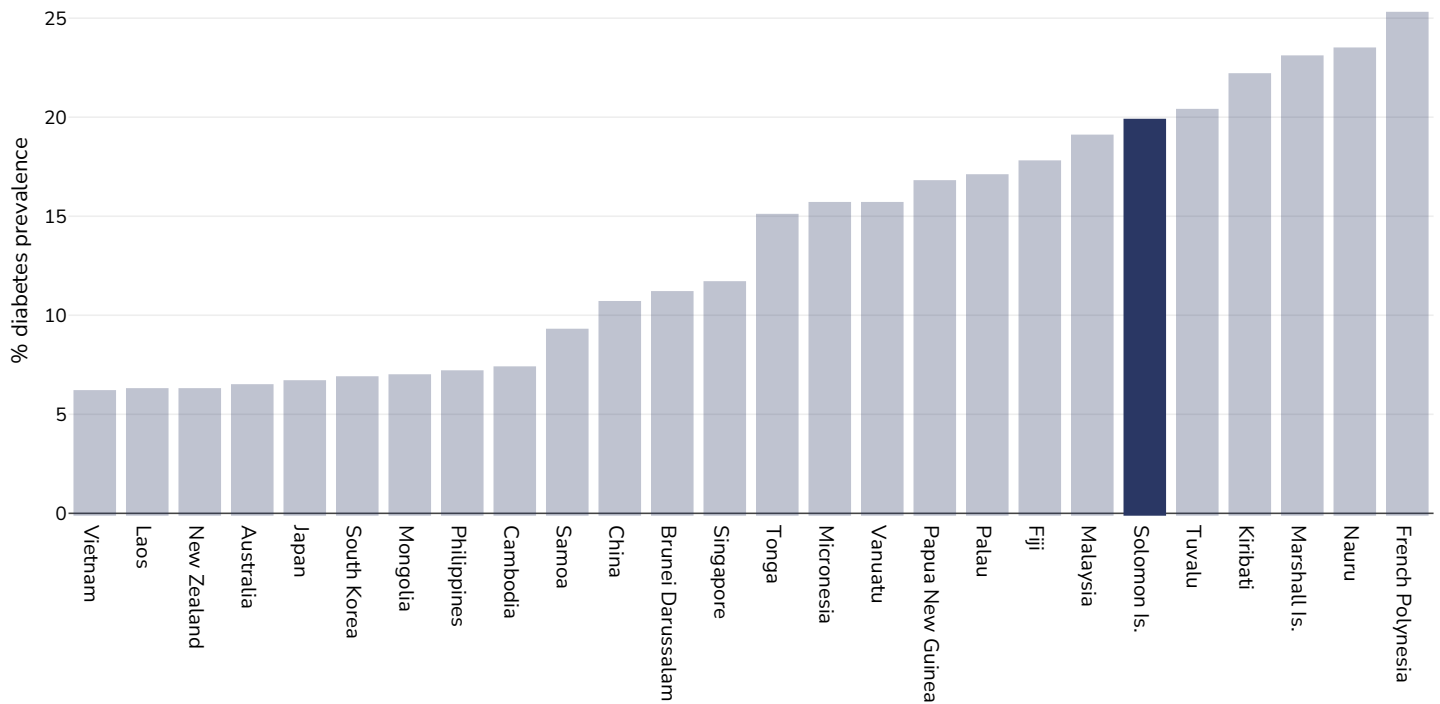
Global Health Observatory data repository, World Health Organisation,  
<http://apps.who.int/gho/data/node.main.A869?lang=en>

Definitions:

Age Standardised % raised fasting blood glucose ( $\geq 7.0$  mmol/L or on medication).

## Diabetes prevalence

### Adults, 2021



Age: 20-79

Area covered: National

References: Reproduced with kind permission International Diabetes Federation. IDF Diabetes Atlas, 10th edn. Brussels, Belgium:International Diabetes Federation, 2021. <http://www.diabetesatlas.org>

Definitions: Age-adjusted comparative prevalence of diabetes, %

## Contextual factors

**Disclaimer:** These contextual factors should be interpreted with care. Results are updated as regularly as possible and use very specific criteria. The criteria used and full definitions are available for download at the bottom of this page.



### Labelling

Is there mandatory nutrition labelling?	X
Front-of-package labelling?	X
Back-of-pack nutrition declaration?	X
Color coding?	X
Warning label?	X



## Regulation and marketing

<b>Are there fiscal policies on unhealthy products?</b>	<b>X</b>
Tax on unhealthy foods?	X
Tax on unhealthy drinks?	X
<b>Are there fiscal policies on healthy products?</b>	<b>X</b>
Subsidy on fruits?	X
Subsidy on vegetables?	X
Subsidy on other healthy products?	X
<b>Mandatory limit or ban of trans fat (all settings)?</b>	<b>X</b>
Mandatory limit of trans fats in place (all settings)?	X
Ban on trans-fats or phos in place (all settings)?	X
<b>Are there any mandatory policies/marketing restrictions on the promotion of unhealthy food/drinks to children?</b>	<b>X</b>
Mandatory restriction on broadcast media?	X
Mandatory restriction on non-broadcast media?	X
Voluntary policies/marketing restrictions on the promotion of unhealthy food/drinks to children?	X
<b>Are there mandatory standards for food in schools?</b>	<b>X</b>
<b>Are there any mandatory nutrient limits in any manufactured food products?</b>	<b>X</b>
<b>Nutrition standards for public sector procurement?</b>	<b>X</b>



## Political will and support

National obesity strategy or nutrition and physical activity national strategy?	✗
National obesity strategy?	✗
National childhood obesity strategy?	✗
Comprehensive nutrition strategy?	✓
Comprehensive physical activity strategy?	✗
Evidence-based dietary guidelines and/or RDAs?	✗
National target(s) on reducing obesity?	✓
Guidelines/policy on obesity treatment?	✗
Promotion of breastfeeding?	✓



## Monitoring and surveillance

Monitoring of the prevalence and incidence for the main obesity-related NCDs and risk factors?	✓
Within 5 years?	✓



## Governance and resource

Multi-sectoral national co-ordination mechanism for obesity or nutrition (including obesity)?	✗
---	---

### Key

✓ Present

✓<sub>v</sub> Present

(voluntary)

✓ Incoming

✗ Absent

? Unknown