




# Slovenia



## Country report card - children

*This report card contains the latest data available on the Global Obesity Observatory on overweight and obesity for children, including adolescents (aged 5 to 18 years). Where available, data on common and relevant obesity drivers and comorbidities are also presented.*

*View the latest version of this report on the Global Obesity Observatory at <https://data.worldobesity.org/country/slovenia-194/>.*


Contents	Page
Obesity prevalence	3
Trend: % Children (aged 6) living with overweight or obesity, 2012-2020 (COSI)	5
Trend: % Children (aged 7) living with overweight or obesity, 2007-2022 (COSI)	10
Trend: % Children living with overweight or obesity (IOTF) 1987-2018	12
Overweight/obesity by education	17
Overweight/obesity by age	18
Overweight/obesity by socio-economic group	19
Double burden of underweight & overweight	21
Insufficient physical activity	22
Prevalence of at least daily carbonated soft drink consumption	24
Prevalence of less than daily fruit consumption	26
Prevalence of less than daily vegetable consumption	28
Mental health - depression disorders	30
Mental health - anxiety disorders	33

**National obesity risk \*6.5/10** This is a composite obesity risk score (out of 10, the highest risk) based on obesity prevalence, rate of increase, likelihood of meeting the 2025 target, treatment indicator and childhood stunting levels. **Childhood obesity risk \*7.5/11** This is a risk score for each country's likelihood of having or acquiring a major childhood obesity problem during the 2020s, taking account of current prevalence levels and risk for future obesity (based on stunting among infants, maternal obesity, maternal smoking, and breastfeeding rates).

\* Based on estimated data. For more information see Publications

## Obesity prevalence

## Children, 2022-2024



Survey type:	Measured
Age:	7
Area covered:	National
References:	WHO European Childhood Obesity Surveillance Initiative (COSI): A brief review of results from round 6 of COSI (2022-2024). Copenhagen: WHO Regional Office for Europe; 2024. Licence: CC BY-NC-SA 3.0 IGO.
Cutoffs:	WHO 2007

## % Children (aged 6) living with overweight or obesity, 2012-2020 (COSI)

## Girls



Survey type:

Measured

### References:

- 2012: WORLD HEALTH ORGANIZATION. (2018). WHO European Childhood Obesity Surveillance Initiative: overweight and obesity among 6–9-year-old children. Available: [http://www.euro.who.int/\\_\\_data/assets/pdf\\_file/0010/378865/COSI-3.pdf?ua=1](http://www.euro.who.int/__data/assets/pdf_file/0010/378865/COSI-3.pdf?ua=1). Last accessed [Accessed 28th Aug 2018].
- 2015: WHO European Childhood Obesity Surveillance Initiative (COSI) Report on the fourth round of data collection, 2015–2017 (2021). Available at: <https://www.euro.who.int/en/health-topics/disease-prevention/nutrition/activities/who-european-childhood-obesity-surveillance-initiative-cosi/cosi-publications/who-european-childhood-obesity-surveillance-initiative-cosi-report-on-the-fourth-round-of-data-collection,-20152017-2021>. Accessed 19.05.21.
- 2018: Report on the fifth round of data collection, 2018–2020: WHO European Childhood Obesity Surveillance Initiative (COSI). Copenhagen: WHO Regional Office for Europe; 2022. Licence: CC BY-NC-SA 3.0 IGO.

Definitions:

WHO

*Unless otherwise noted, overweight refers to a BMI between 25kg and 29.9kg/m<sup>2</sup>, obesity refers to a BMI greater than 30kg/m<sup>2</sup>.*

*Different methodologies may have been used to collect this data and so data from different surveys may not be strictly comparable. Please check with original data sources for methodologies used.*

## Boys



Survey type:

Measured

### References:

- 2012: WORLD HEALTH ORGANIZATION. (2018). WHO European Childhood Obesity Surveillance Initiative: overweight and obesity among 6–9-year-old children. Available: [http://www.euro.who.int/\\_\\_data/assets/pdf\\_file/0010/378865/COSI-3.pdf?ua=1](http://www.euro.who.int/__data/assets/pdf_file/0010/378865/COSI-3.pdf?ua=1). Last accessed [Accessed 28th Aug 2018].
- 2015: WHO European Childhood Obesity Surveillance Initiative (COSI) Report on the fourth round of data collection, 2015–2017 (2021). Available at: <https://www.euro.who.int/en/health-topics/disease-prevention/nutrition/activities/who-european-childhood-obesity-surveillance-initiative-cosi/cosi-publications/who-european-childhood-obesity-surveillance-initiative-cosi-report-on-the-fourth-round-of-data-collection,-20152017-2021>. Accessed 19.05.21.
- 2018: Report on the fifth round of data collection, 2018–2020: WHO European Childhood Obesity Surveillance Initiative (COSI). Copenhagen: WHO Regional Office for Europe; 2022. Licence: CC BY-NC-SA 3.0 IGO.



Definitions:

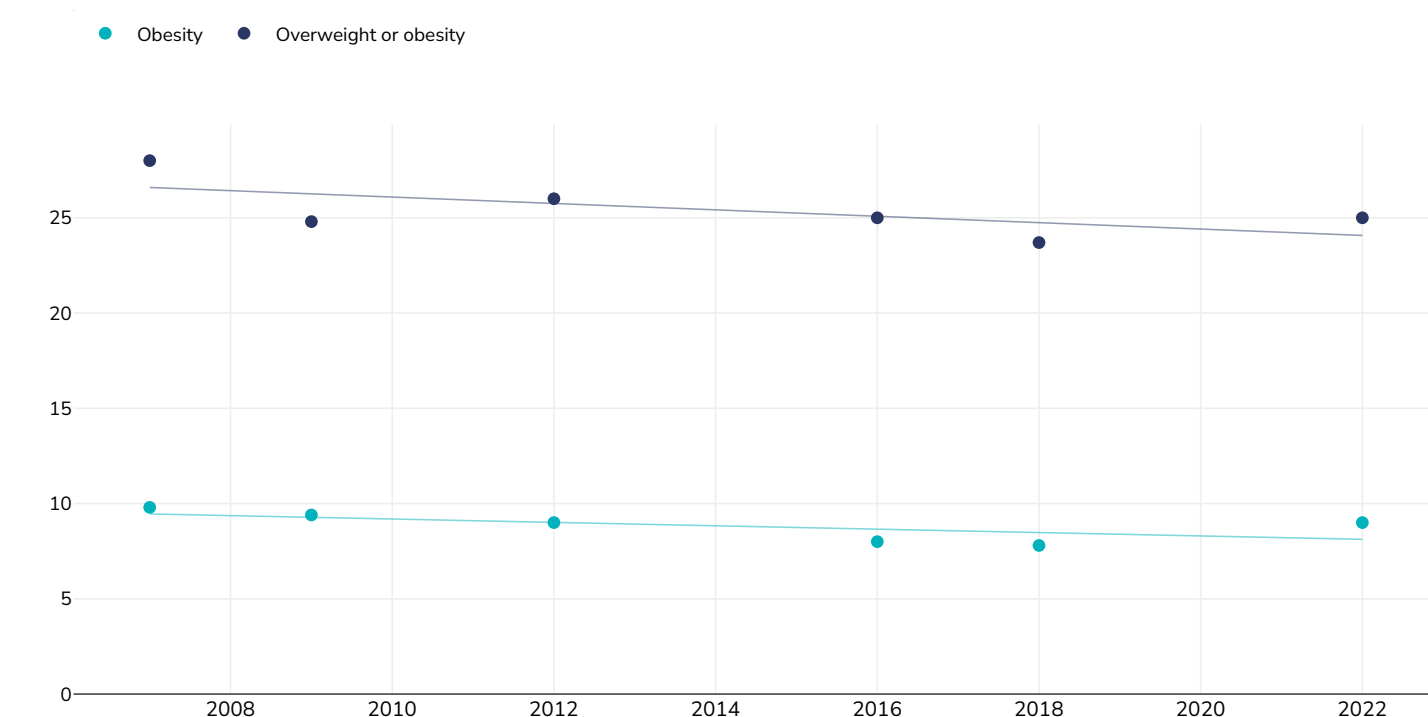
WHO

*Unless otherwise noted, overweight refers to a BMI between 25kg and 29.9kg/m<sup>2</sup>, obesity refers to a BMI greater than 30kg/m<sup>2</sup>.*

*Different methodologies may have been used to collect this data and so data from different surveys may not be strictly comparable. Please check with original data sources for methodologies used.*

## % Children (aged 7) living with overweight or obesity, 2007-2022 (COSI)

### Girls



Survey type:

Measured

References:

- 2007: Wijnhoven, T.M.A., van Raaij, J.M.A., Spinelli, A., Rito, A.I., Hovengen, R., Kunesova, M., Starc, G., Rutter, H., Sjoberg, A., Petrauskiene, A., O'Dwyer, U., Petrova, S., Farrugia Sant'Angelo, V., Wauters, M., Yngve, A., Rubana, I.-M. and Breda, J. (2013), WHO-COSI 2008: weight, height and BMI. *Pediatric Obesity*, 8: 79-97. <https://doi.org/10.1111/j.2047-6310.2012.00090.x>
- 2009: Wijnhoven, T.M., van Raaij, J.M., Spinelli, A. et al. WHO European Childhood Obesity Surveillance Initiative: body mass index and level of overweight among 6-9-year-old children from school year 2007/2008 to school year 2009/2010. *BMC Public Health* 14, 806 (2014). <https://doi.org/10.1186/1471-2458-14-806>
- 2012: World Health Organization. Regional Office for Europe. 2018. WHO European Childhood Obesity Surveillance Initiative: overweight and obesity among 6-9-year-old children: report of the third round of data collection 2012-2013. World Health Organization. Regional Office for Europe. <https://apps.who.int/iris/handle/10665/346108>
- 2016: Report on the fourth round of data collection, 2015-2017: WHO European Childhood Obesity Surveillance Initiative (COSI).
- 2018: Report on the fifth round of data collection, 2018-2020: WHO European Childhood Obesity Surveillance Initiative (COSI). Copenhagen: WHO Regional Office for Europe; 2022. Licence: CC BY-NC-SA 3.0 IGO.
- 2022: WHO European Childhood Obesity Surveillance Initiative (COSI): A brief review of results from round 6 of COSI (2022-2024). Copenhagen: WHO Regional Office for Europe; 2024. Licence: CC BY-NC-SA 3.0 IGO.

Notes:

COSI

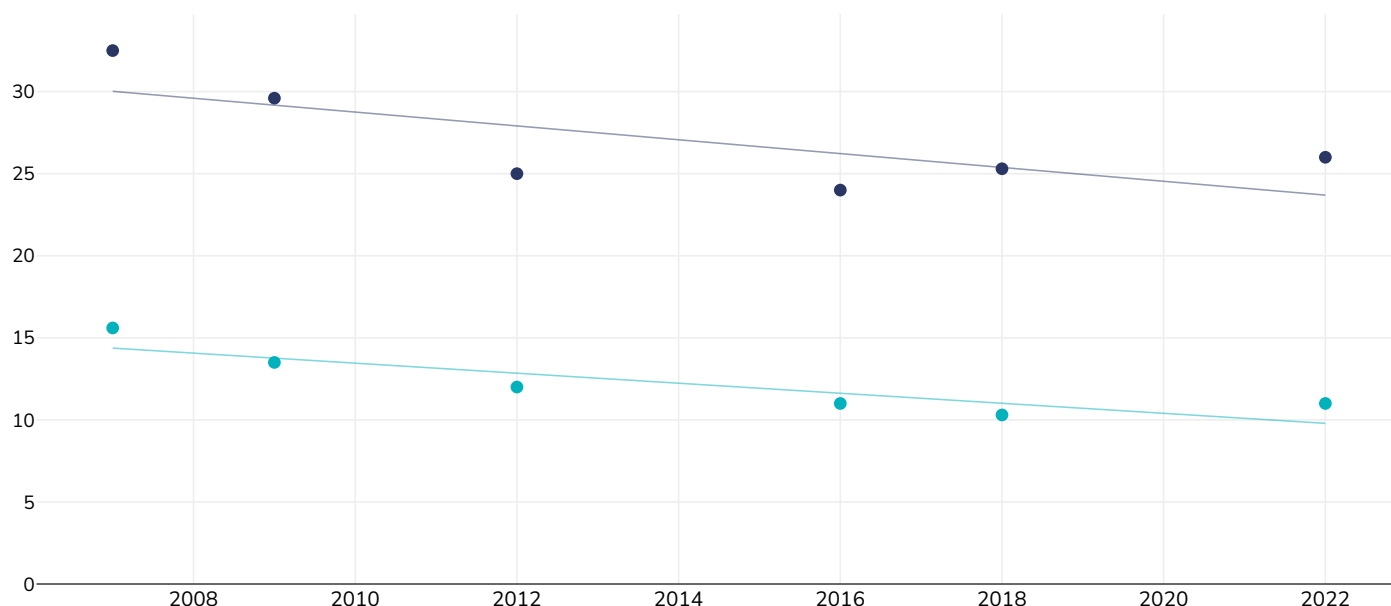
Definitions:

WHO 2007 cutoffs

*Different methodologies may have been used to collect this data and so data from different surveys may not be strictly comparable. Please check with original data sources for methodologies used.*

## Boys

● Obesity ● Overweight or obesity



Survey type:

Measured

References:

- 2007: Wijnhoven, T.M.A., van Raaij, J.M.A., Spinelli, A., Rito, A.I., Hovengen, R., Kunesova, M., Starc, G., Rutter, H., Sjoberg, A., Petrauskiene, A., O'Dwyer, U., Petrova, S., Farrugia Sant'Angelo, V., Wauters, M., Yngve, A., Rubana, I.-M. and Breda, J. (2013), WHO-COSI 2008: weight, height and BMI. Pediatric Obesity, 8: 79-97. <https://doi.org/10.1111/j.2047-6310.2012.00090.x>
- 2009: Wijnhoven, T.M., van Raaij, J.M., Spinelli, A. et al. WHO European Childhood Obesity Surveillance Initiative: body mass index and level of overweight among 6-9-year-old children from school year 2007/2008 to school year 2009/2010. BMC Public Health 14, 806 (2014). <https://doi.org/10.1186/1471-2458-14-806>
- 2012: World Health Organization. Regional Office for Europe. 2018. WHO European Childhood Obesity Surveillance Initiative: overweight and obesity among 6-9-year-old children: report of the third round of data collection 2012-2013. World Health Organization. Regional Office for Europe. <https://apps.who.int/iris/handle/10665/346108>
- 2016: Report on the fourth round of data collection, 2015-2017: WHO European Childhood Obesity Surveillance Initiative (COSI). Copenhagen: WHO Regional Office for Europe; 2022. Licence: CC BY-NC-SA 3.0 IGO.
- 2018: Report on the fifth round of data collection, 2018-2020: WHO European Childhood Obesity Surveillance Initiative (COSI). Copenhagen: WHO Regional Office for Europe; 2022. Licence: CC BY-NC-SA 3.0 IGO.
- 2022: WHO European Childhood Obesity Surveillance Initiative (COSI): A brief review of results from round 6 of COSI (2022-2024). Copenhagen: WHO Regional Office for Europe; 2024. Licence: CC BY-NC-SA 3.0 IGO.

Notes:

COSI

Definitions:

WHO 2007 cutoffs

*Different methodologies may have been used to collect this data and so data from different surveys may not be strictly comparable. Please check with original data sources for methodologies used.*

## % Children living with overweight or obesity (IOTF) 1987-2018

## Boys



Survey type:

Measured

References:

- 1987, 2007: Strel J, Kovačec M and Starc G. (2008). BMI and obesity trends of Slovenian children and youth 1987 - 1997 2007. Faculty of Sport, University of Ljubljana.
- 2011: Kovac M, Jurak G, Leskosek B. The prevalence of excess weight and obesity in Slovenian children and adolescents from 1991 to 2011. ANTHROPOLOGICAL NOTEBOOKS 2012; 18 (1): 91–103.
- 2018: Sorič, Maroje, et al. "Increasing Trends in Childhood Overweight Have Mostly Reversed: 30 Years of Continuous Surveillance of Slovenian Youth." Scientific Reports, vol. 10, no. 1, 3 July 2020, p. 11022, [www.nature.com/articles/s41598-020-68102-2](https://www.nature.com/articles/s41598-020-68102-2), 10.1038/s41598-020-68102-2. Accessed 22 Apr. 2021.


Definitions:

IOTF

*Unless otherwise noted, overweight refers to a BMI between 25kg and 29.9kg/m<sup>2</sup>, obesity refers to a BMI greater than 30kg/m<sup>2</sup>.*

*Different methodologies may have been used to collect this data and so data from different surveys may not be strictly comparable. Please check with original data sources for methodologies used.*

## Girls



Survey type:

Measured

References:

- 1987, 2007: Strel J, Kovačec M and Starc G. (2008). BMI and obesity trends of Slovenian children and youth 1987 - 1997 2007. Faculty of Sport, University of Ljubljana.
- 2011: Kovac M, Jurak G, Leskosek B. The prevalence of excess weight and obesity in Slovenian children and adolescents from 1991 to 2011. ANTHROPOLOGICAL NOTEBOOKS 2012; 18 (1): 91–103.
- 2018: Sorić, Maroje, et al. "Increasing Trends in Childhood Overweight Have Mostly Reversed: 30 Years of Continuous Surveillance of Slovenian Youth." Scientific Reports, vol. 10, no. 1, 3 July 2020, p. 11022, [www.nature.com/articles/s41598-020-68102-2](https://www.nature.com/articles/s41598-020-68102-2), 10.1038/s41598-020-68102-2. Accessed 22 Apr. 2021.

Definitions:

IOTF

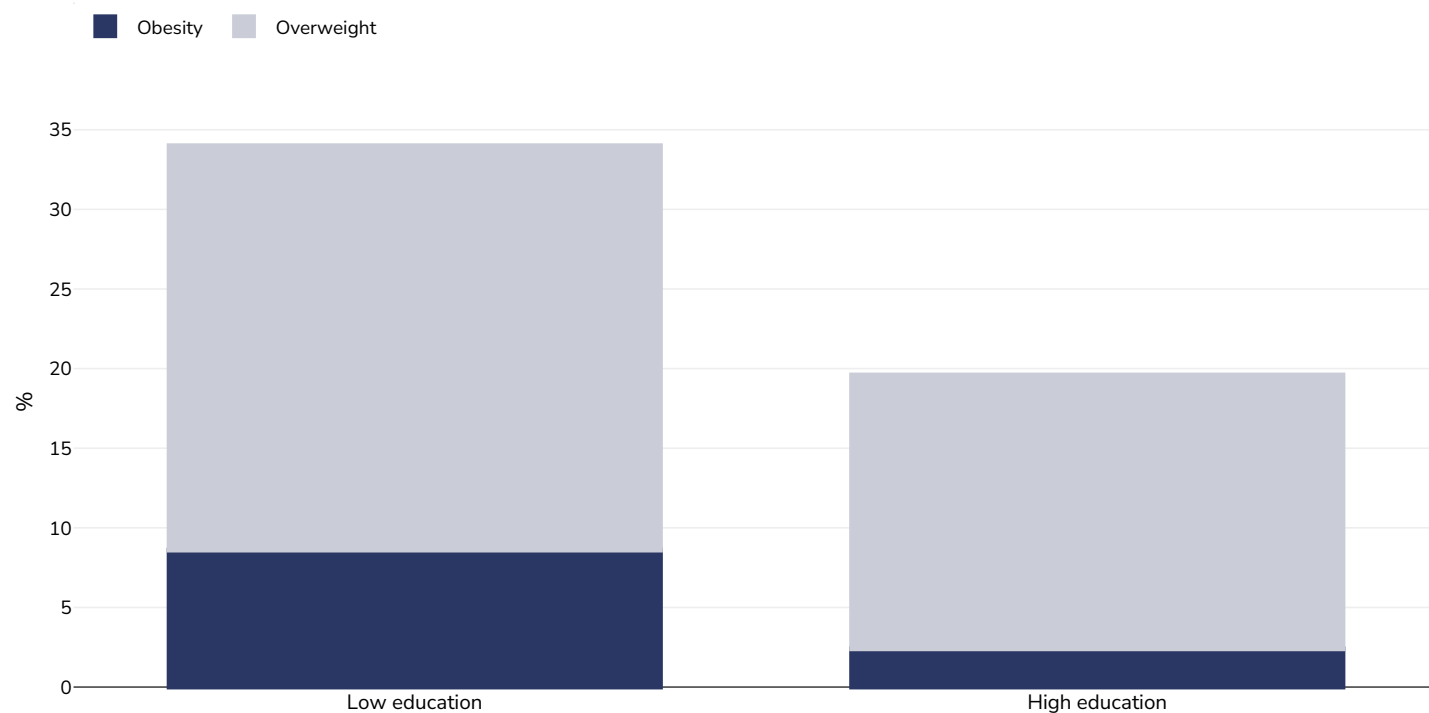
*Unless otherwise noted, overweight refers to a BMI between 25kg and 29.9kg/m<sup>2</sup>, obesity refers to a BMI greater than 30kg/m<sup>2</sup>.*

*Different methodologies may have been used to collect this data and so data from different surveys may not be strictly comparable. Please check with original data sources for methodologies used.*



## Overweight/obesity by education

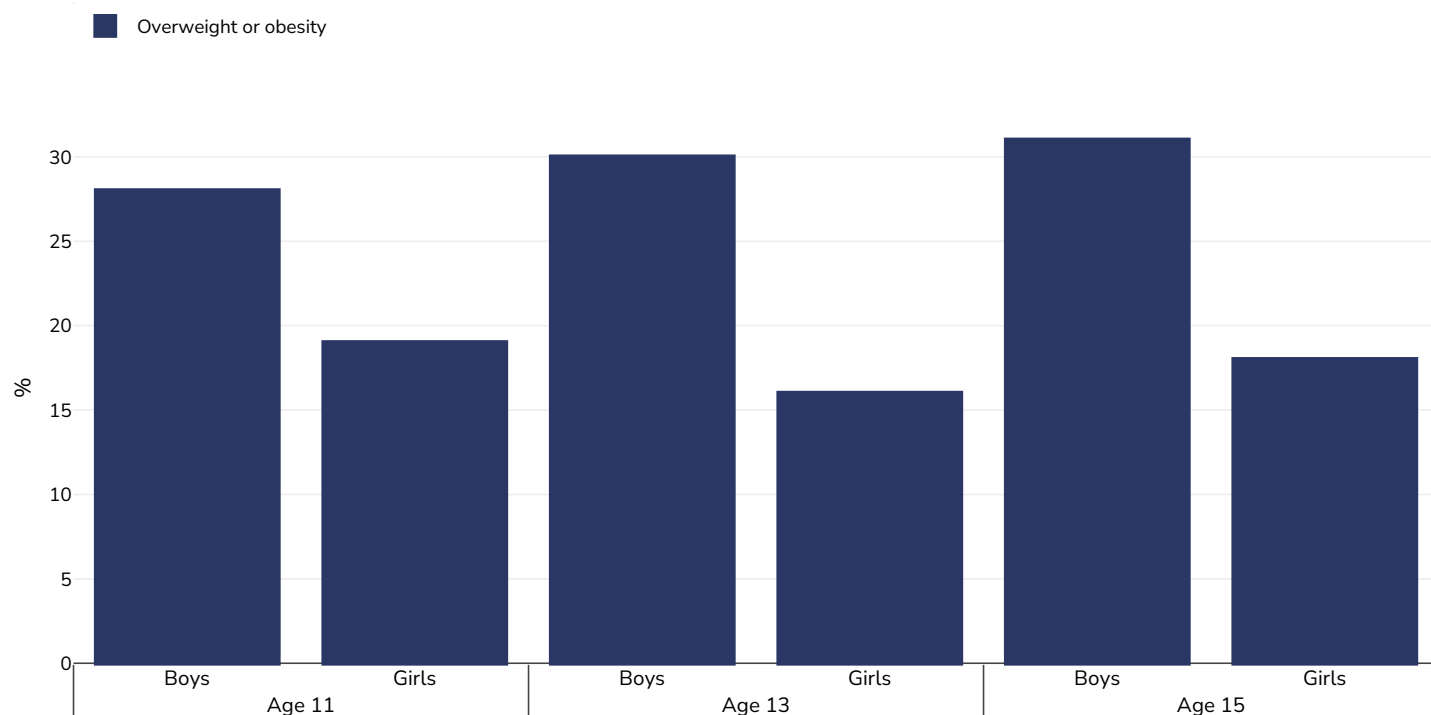
### Children, 2010



Survey type:	Measured
Age:	10-12
Sample size:	1148
Area covered:	National
References:	Brug J, van Stralen MM, te Velde SJ et al. Differences in Weight Status and Energy-Balance Related Behaviors among Schoolchildren across Europe: The ENERGY-Project. PLoS ONE 2012;7 (4) e34742
Cutoffs:	IOTF

## Overweight/obesity by age

### Children, 2021-2022



**Survey type:** Self-reported

**Area covered:** See Report

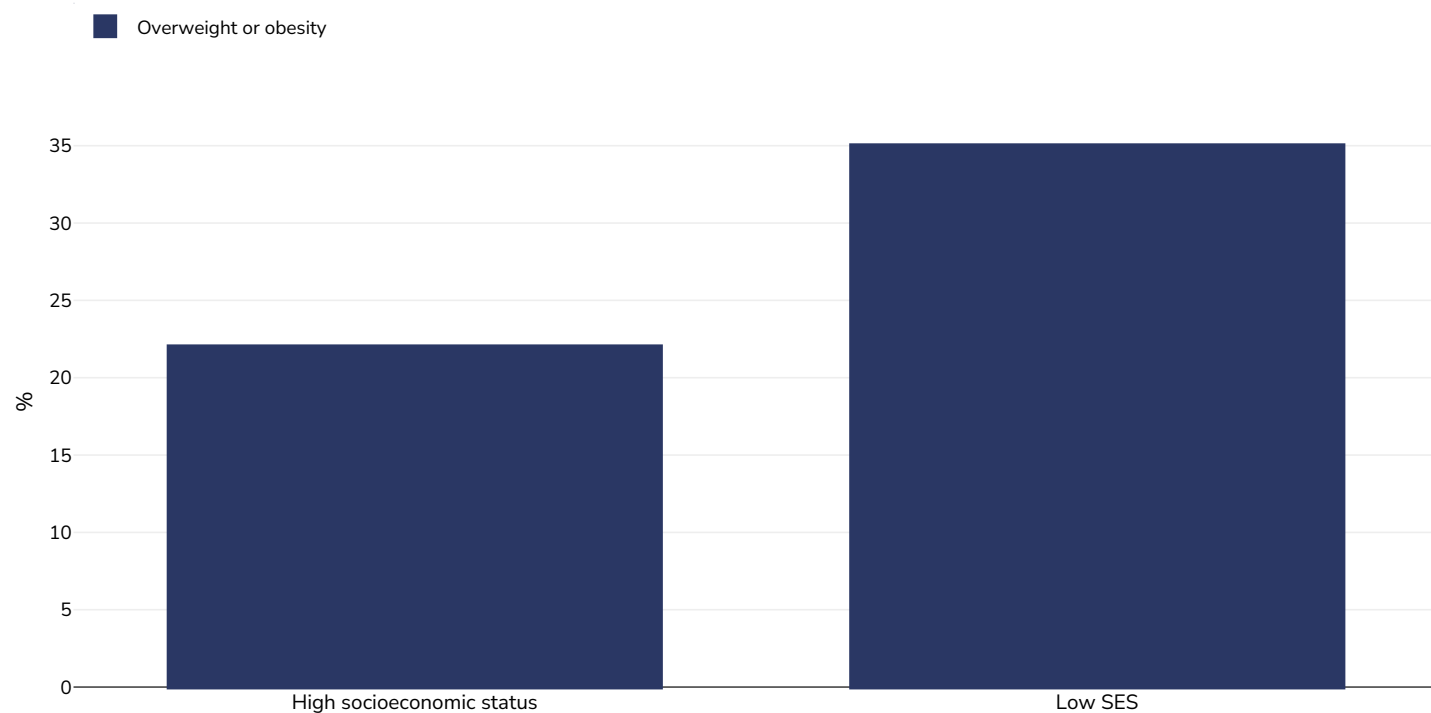
**References:** Rakić JG, Hamrik Z, Dzielska A, Felder-Puig R, Oja L, Bakalár P et al. A focus on adolescent physical activity, eating behaviours, weight status and body image in Europe, central Asia and Canada. Health Behaviour in School-aged Children (HBSC) international report from the 2021/2022 survey. Volume 4. Copenhagen: WHO Regional Office for Europe; 2024. 'Any translation was not created by the World Health Organization (WHO). WHO is not responsible for the content or accuracy of this translation. The original English edition shall be the binding and authentic edition'

**Notes:** HBSC aims to survey approximately 1500 pupils per age group in each country or region (totaling around 4500)

**Cutoffs:** +2SD

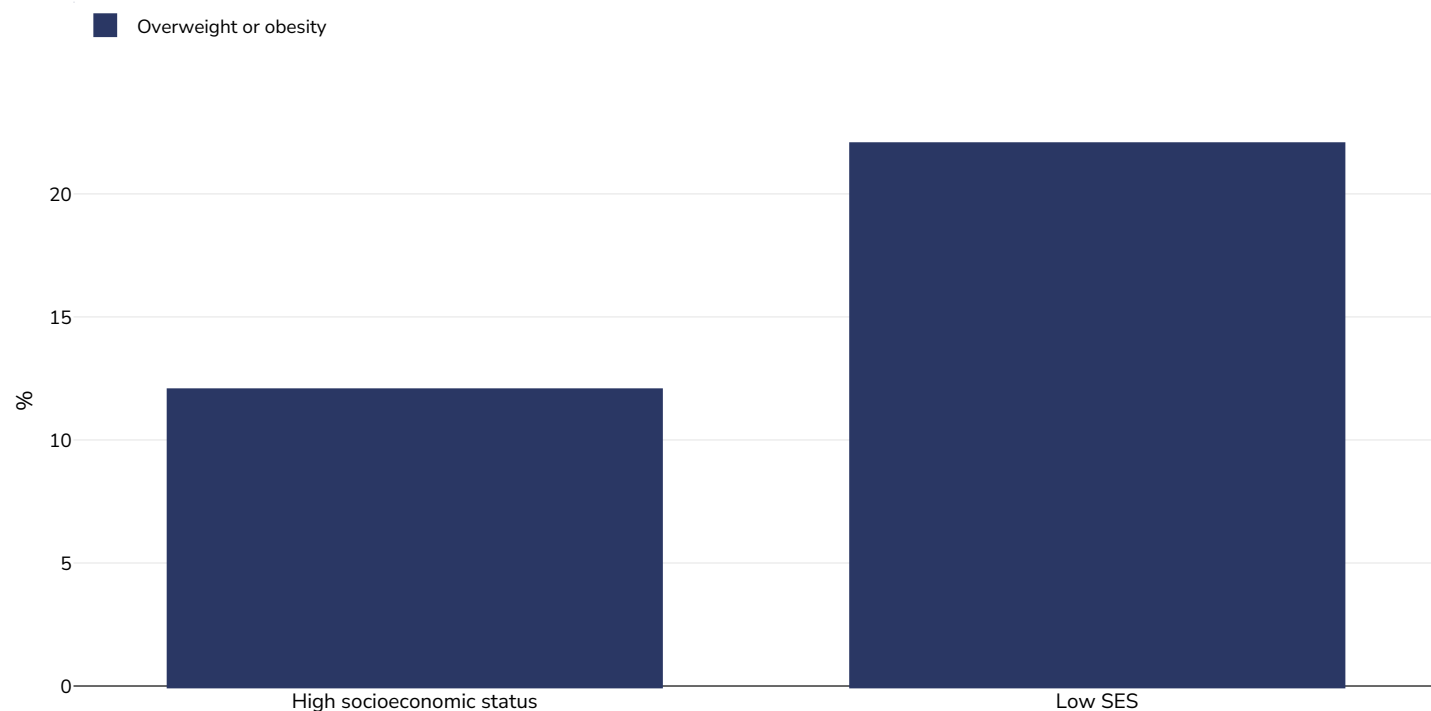
## Overweight/obesity by socio-economic group

### Boys, 2021-2022



Survey type:	Self-reported
Age:	11-15
References:	Rakić JG, Hamrik Z, Dzielska A, Felder-Puig R, Oja L, Bakalár P et al. A focus on adolescent physical activity, eating behaviours, weight status and body image in Europe, central Asia and Canada. Health Behaviour in School-aged Children (HBSC) international report from the 2021/2022 survey. Volume 4. Copenhagen: WHO Regional Office for Europe; 2024. 'Any translation was not created by the World Health Organization (WHO). WHO is not responsible for the content or accuracy of this translation. The original English edition shall be the binding and authentic edition'
Notes:	Family affluence scaleHBSC aims to survey approximately 1500 pupils per age group in each country or region (totaling around 4500)
Cutoffs:	+2SD

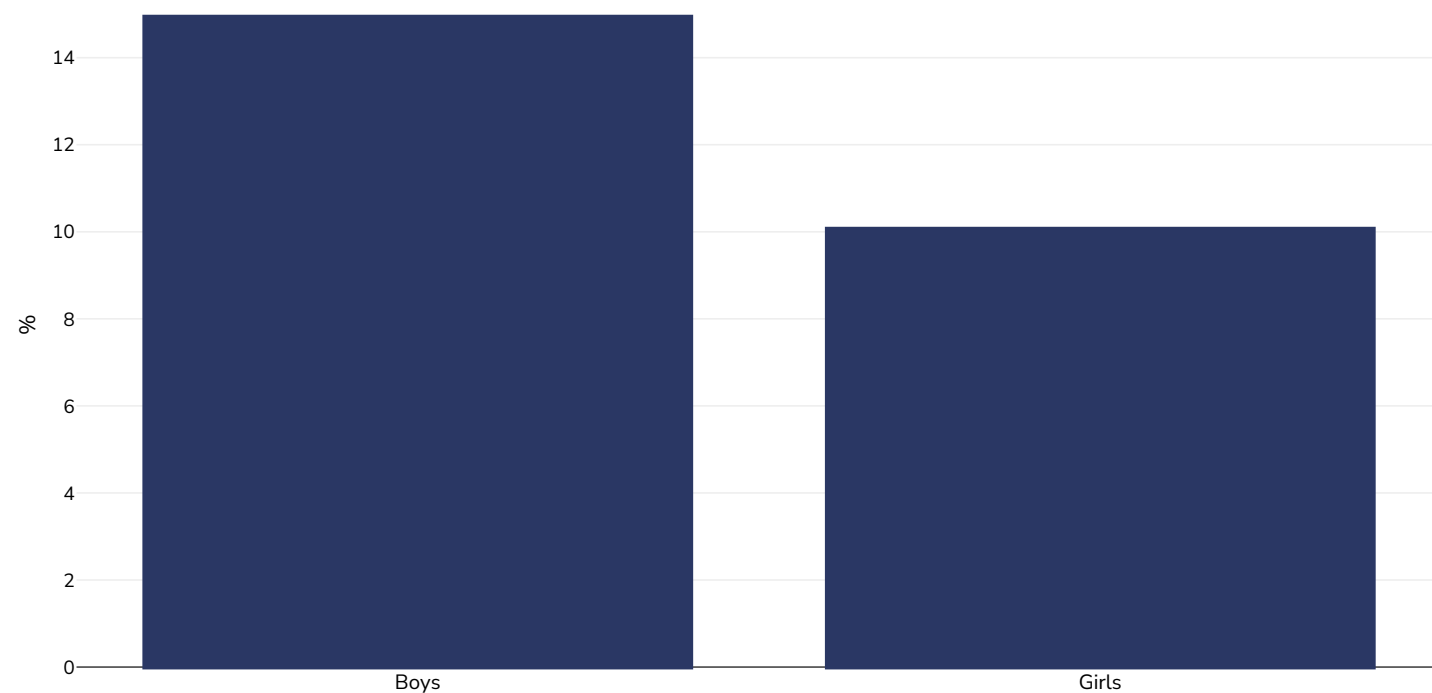
## Girls, 2021-2022



Survey type:	Self-reported
Age:	11-15
References:	Rakić JG, Hamrik Z, Dzielska A, Felder-Puig R, Oja L, Bakalár P et al. A focus on adolescent physical activity, eating behaviours, weight status and body image in Europe, central Asia and Canada. Health Behaviour in School-aged Children (HBSC) international report from the 2021/2022 survey. Volume 4. Copenhagen: WHO Regional Office for Europe; 2024. 'Any translation was not created by the World Health Organization (WHO). WHO is not responsible for the content or accuracy of this translation. The original English edition shall be the binding and authentic edition'
Notes:	Family affluence scaleHBSC aims to survey approximately 1500 pupils per age group in each country or region (totaling around 4500)
Cutoffs:	+2SD

## Double burden of underweight & overweight

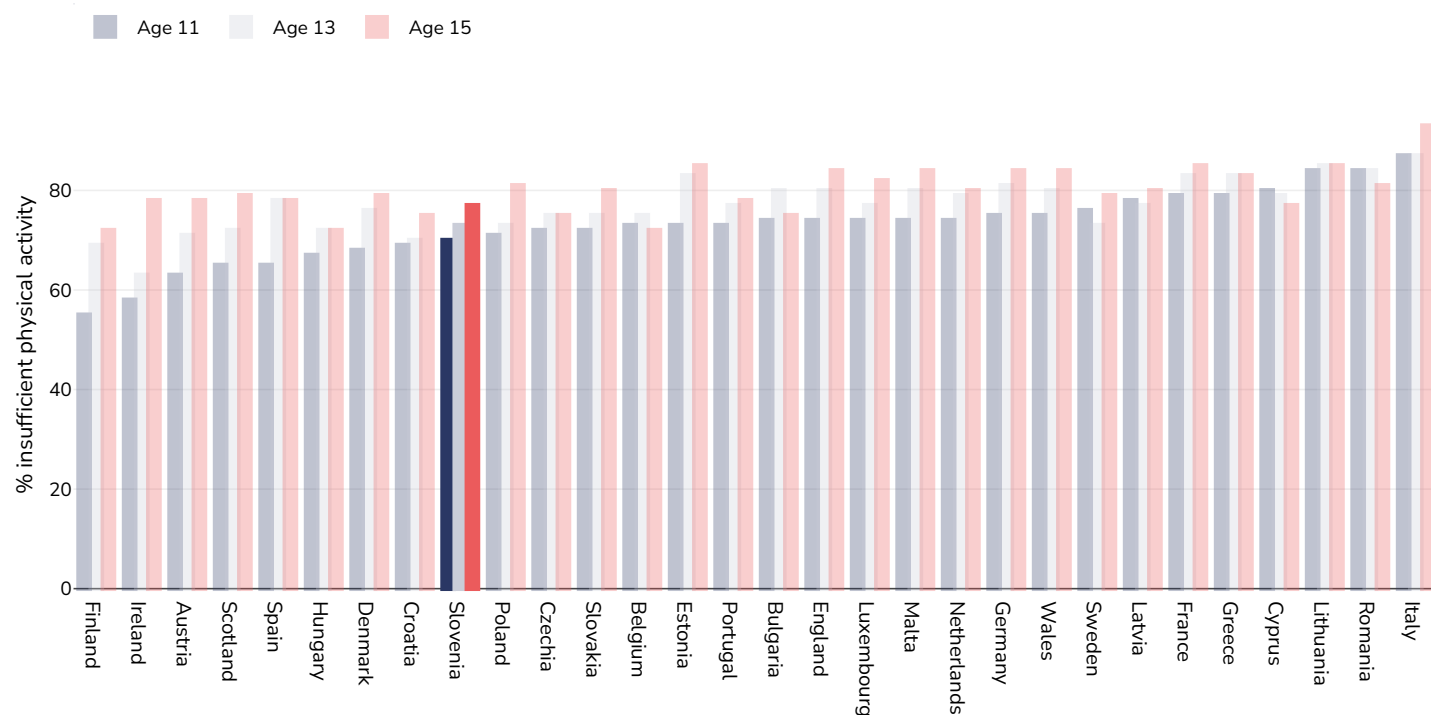
### Children, 2022



Survey type:	Measured
Age:	5-19
References:	NCD Risk Factor Collaboration (NCD-RisC). Worldwide trends in underweight and obesity from 1990 to 2022: a pooled analysis of 3663 population representative studies with 222 million children, adolescents, and adults. Lancet 2024; published online Feb 29. <a href="https://doi.org/10.1016/S0140-6736(23)02750-2">https://doi.org/10.1016/S0140-6736(23)02750-2</a> .
Notes:	Age standardised estimates
Definitions:	Combined prevalence of BMI < -2SD and BMI > 2SD (double burden of thinness and obesity)
Cutoffs:	BMI < -2SD and BMI > 2SD

## Insufficient physical activity

### Boys, 2022



Survey type: Self-reported

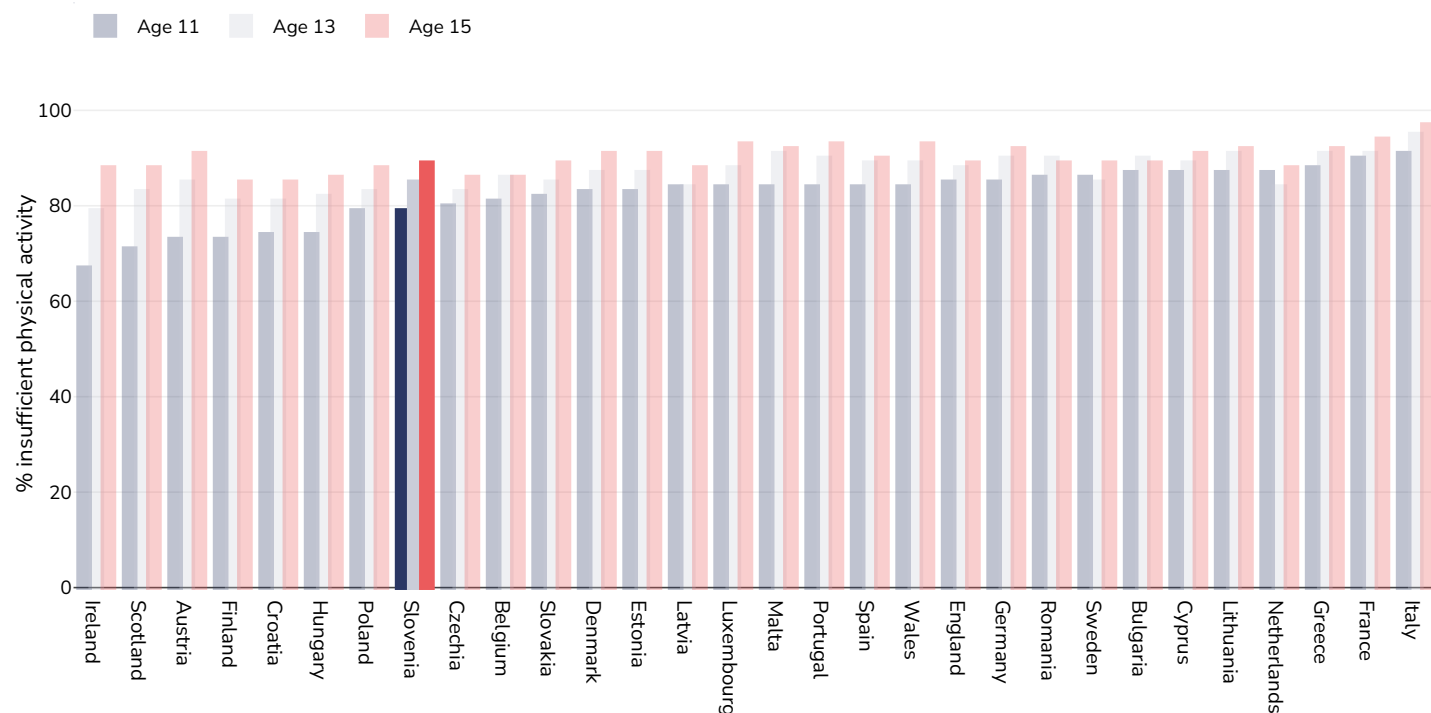
Area covered: National

References: Rakic JG, Hamrik Z, Dzielska A, Felder-Puig R, Oja L, Bakalár P et al. A focus on adolescent physical activity, eating behaviours, weight status and body image in Europe, central Asia and Canada. Health Behaviour in School-aged Children international report from the 2021/2022 survey. Volume 4. Copenhagen: WHO Regional Office for Europe; 2024. Licence: CC BY-NC-SA 3.0 IGO. Health Behaviour in School-aged Children study (2023), Data browser (findings from the 2021/22 international HBSC survey): <https://data-browser.hbsc.org>.

Notes: Young people were asked to report the number of days over the past week during which they were physically active for a total of at least 60 minutes. The question was introduced by text defining moderate-to-vigorous physical activity (MVPA) as any activity that increases the heart rate and makes the person get out of breath some of the time, with examples provided. Findings presented on the Observatory show the proportions who report less than 60 minutes of MVPA daily. NB. National except Belgium (Flemish speaking region only)

Definitions: % reporting less than 60 minutes of MVPA daily

## Girls, 2022



**Survey type:** Self-reported

**Area covered:** National

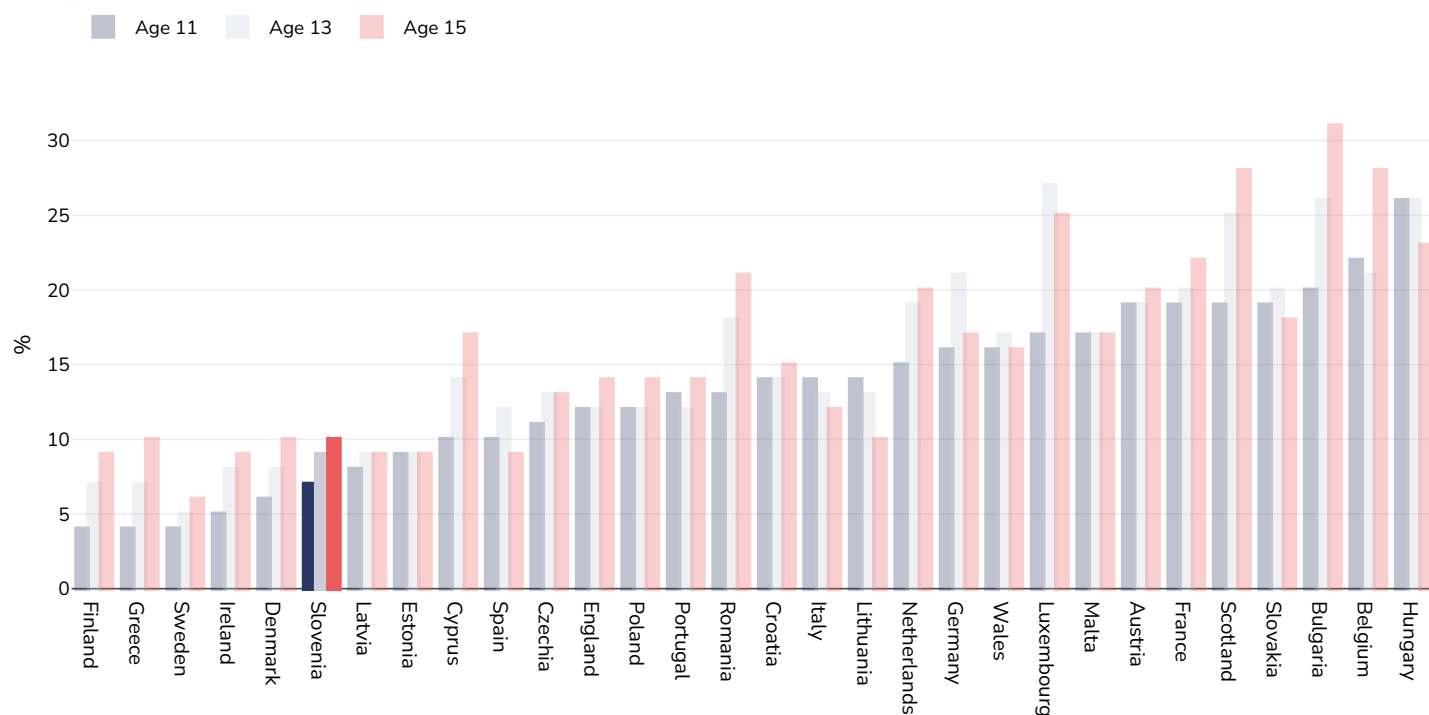
**References:** Rakic JG, Hamrik Z, Dzielska A, Felder-Puig R, Oja L, Bakalár P et al. A focus on adolescent physical activity, eating behaviours, weight status and body image in Europe, central Asia and Canada. Health Behaviour in School-aged Children international report from the 2021/2022 survey. Volume 4. Copenhagen: WHO Regional Office for Europe; 2024. Licence: CC BY-NC-SA 3.0 IGO. Health Behaviour in School-aged Children study (2023), Data browser (findings from the 2021/22 international HBSC survey): <https://data-browser.hbsc.org>.

**Notes:** Young people were asked to report the number of days over the past week during which they were physically active for a total of at least 60 minutes. The question was introduced by text defining moderate-to-vigorous physical activity (MVPA) as any activity that increases the heart rate and makes the person get out of breath some of the time, with examples provided. Findings presented on the Observatory show the proportions who report less than 60 minutes of MVPA daily. NB. National except Belgium (Flemish speaking region only)

**Definitions:** % reporting less than 60 minutes of MVPA daily

## Prevalence of at least daily carbonated soft drink consumption

### Boys, 2021-2022



Area covered:

National

References:

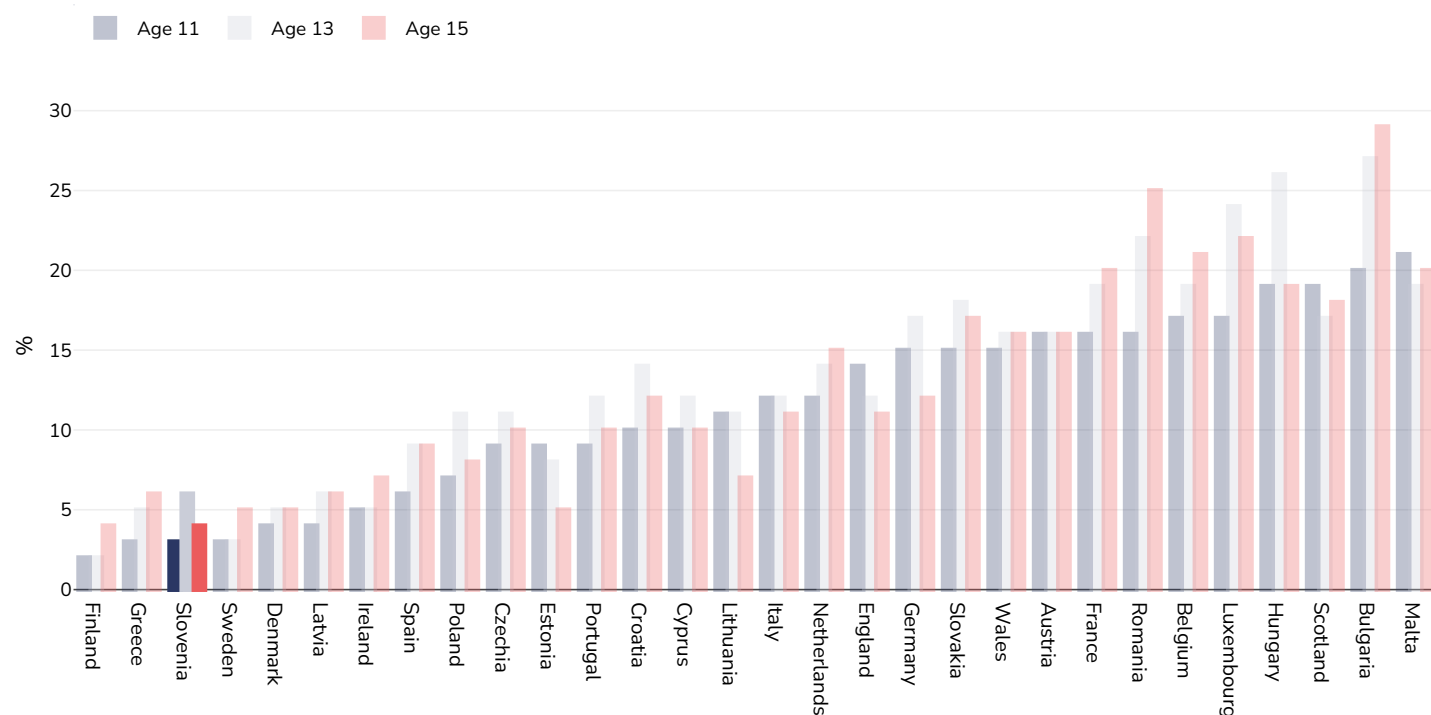
Health Behaviour in School-aged Children study (2023), Data browser (findings from the 2021/22 international HBSC survey):  
<https://data-browser.hbsc.org>

Definitions:

Proportion who reported drinking sugary soft drinks daily (at least once)



## Girls, 2021-2022



Area covered:

National

References:

Health Behaviour in School-aged Children study (2023), Data browser (findings from the 2021/22 international HBSC survey):

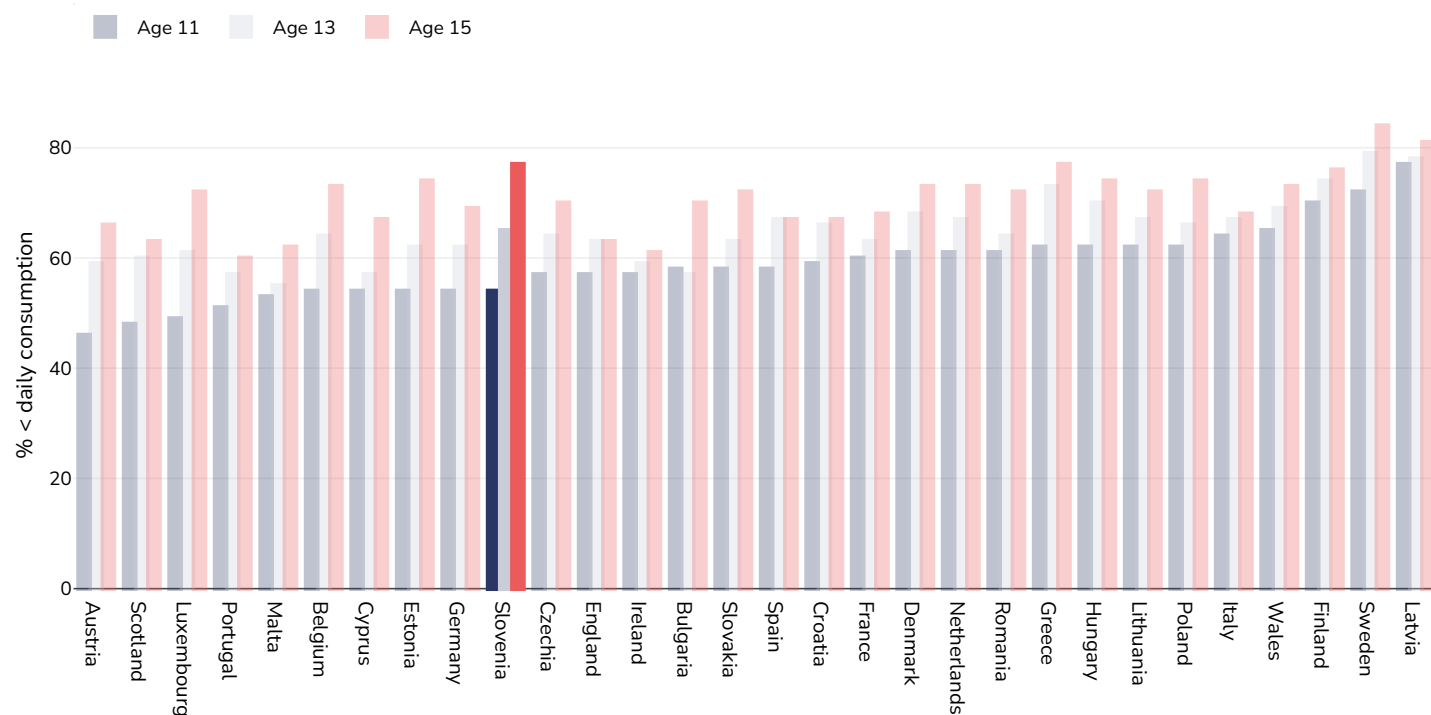
<https://data-browser.hbsc.org>

Definitions:

Proportion who reported drinking sugary soft drinks daily (at least once)

## Prevalence of less than daily fruit consumption

### Boys, 2021-2022



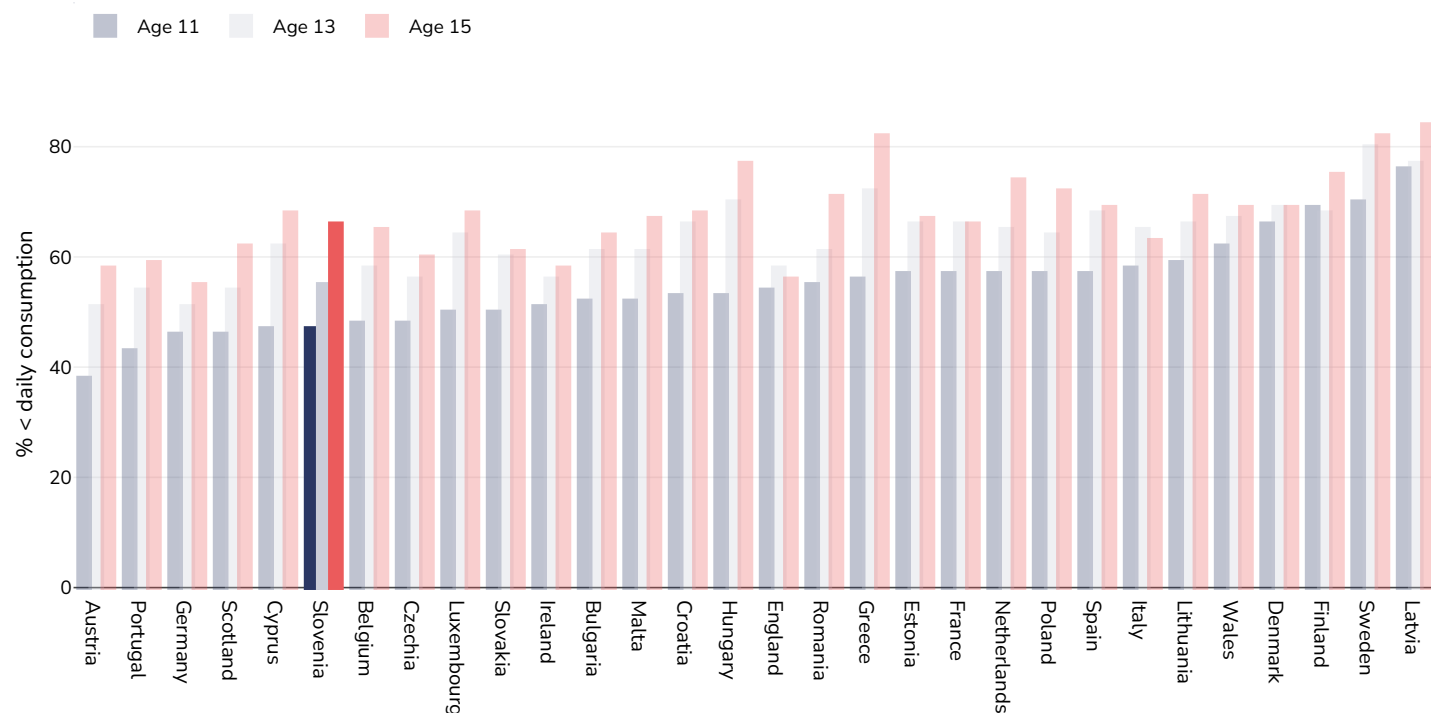
Survey type: Self-reported

Area covered: National

References: Rakic JG, Hamrik Z, Dzielska A, Felder-Puig R, Oja L, Bakalár P et al. A focus on adolescent physical activity, eating behaviours, weight status and body image in Europe, central Asia and Canada. Health Behaviour in School-aged Children international report from the 2021/2022 survey. Volume 4. Copenhagen: WHO Regional Office for Europe; 2024. Licence: CC BY-NC-SA 3.0 IGO

Definitions: Proportion who reported eating fruit less than daily

## Girls, 2021-2022



Survey type: Self-reported

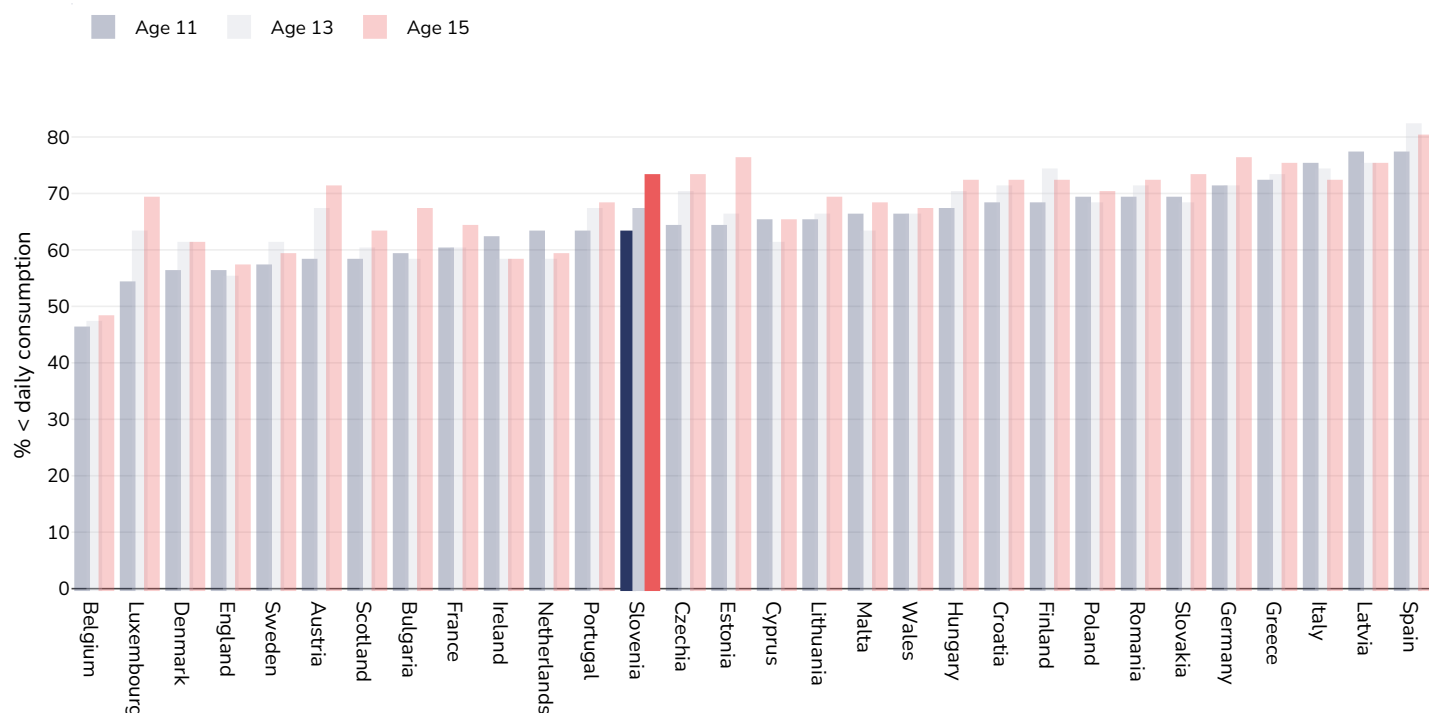
Area covered: National

References: Rakic JG, Hamrik Z, Dzielska A, Felder-Puig R, Oja L, Bakalár P et al. A focus on adolescent physical activity, eating behaviours, weight status and body image in Europe, central Asia and Canada. Health Behaviour in School-aged Children international report from the 2021/2022 survey. Volume 4. Copenhagen: WHO Regional Office for Europe; 2024. Licence: CC BY-NC-SA 3.0 IGO

Definitions: Proportion who reported eating fruit less than daily

## Prevalence of less than daily vegetable consumption

### Boys, 2021-2022



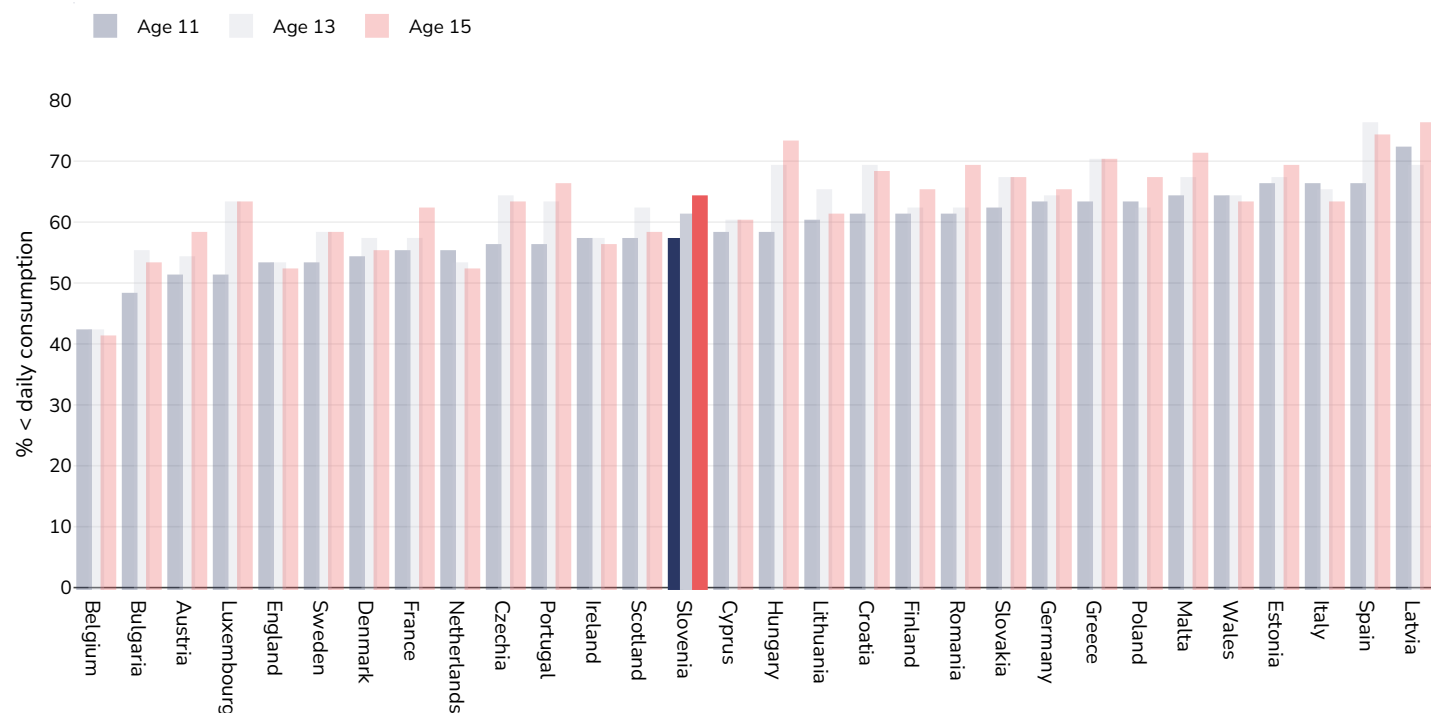
Survey type: Self-reported

Area covered: National

References: Rakic JG, Hamrik Z, Dzielska A, Felder-Puig R, Oja L, Bakalár P et al. A focus on adolescent physical activity, eating behaviours, weight status and body image in Europe, central Asia and Canada. Health Behaviour in School-aged Children international report from the 2021/2022 survey. Volume 4. Copenhagen: WHO Regional Office for Europe; 2024. Licence: CC BY-NC-SA 3.0 IGO

Definitions: Prevalence of less-than-daily vegetable consumption (% less-than-daily vegetable consumption)

## Girls, 2021-2022



**Survey type:** Self-reported

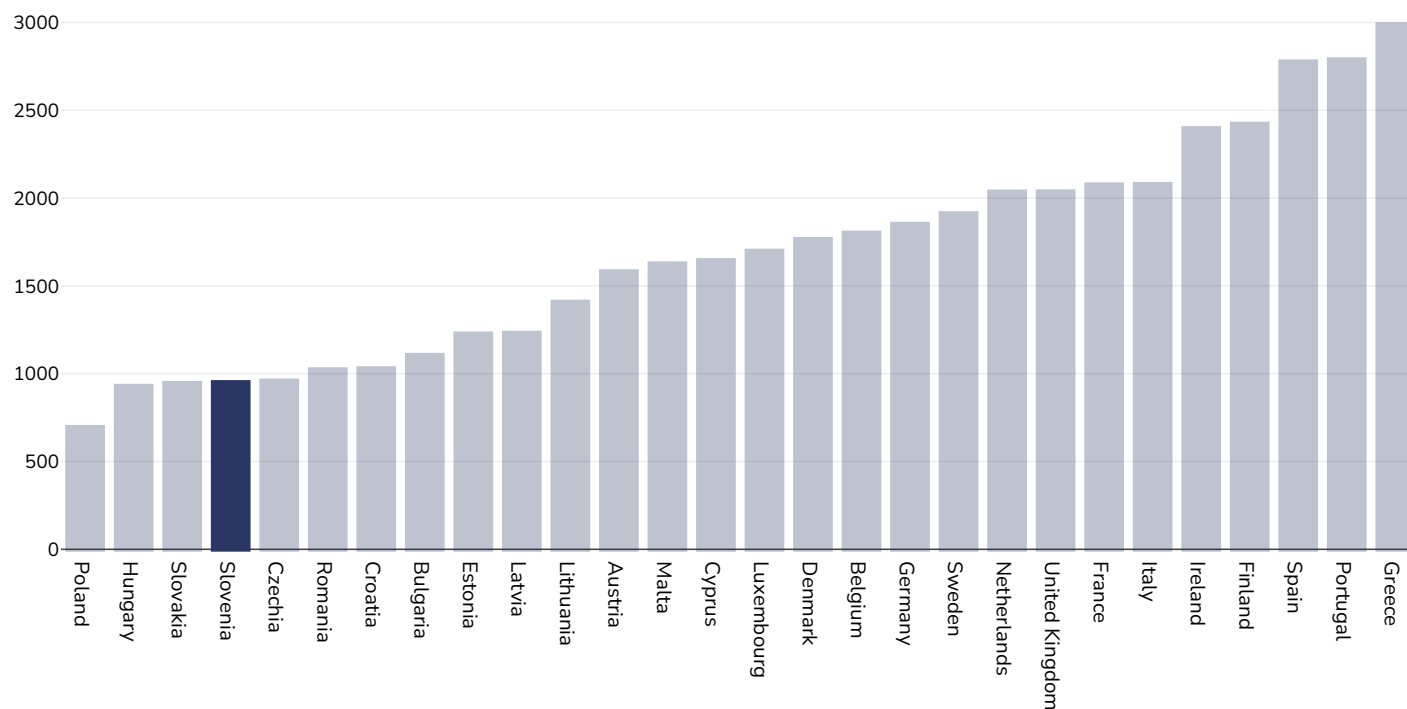
**Area covered:** National

**References:** Rakic JG, Hamrik Z, Dzielska A, Felder-Puig R, Oja L, Bakalár P et al. A focus on adolescent physical activity, eating behaviours, weight status and body image in Europe, central Asia and Canada. Health Behaviour in School-aged Children international report from the 2021/2022 survey. Volume 4. Copenhagen: WHO Regional Office for Europe; 2024. Licence: CC BY-NC-SA 3.0 IGO

**Definitions:** Prevalence of less-than-daily vegetable consumption (% less-than-daily vegetable consumption)

## Mental health - depression disorders

### Children, 2021



Area covered:

National

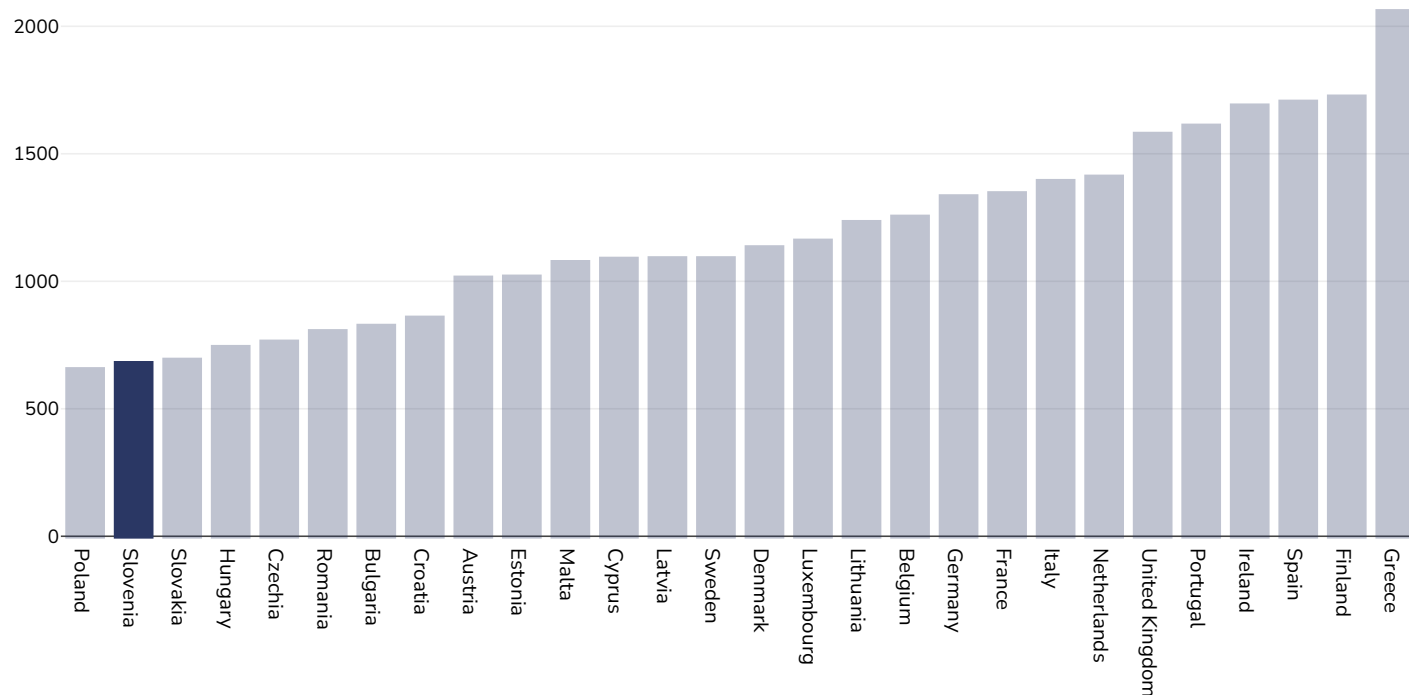
References:

Institute for Health Metrics and Evaluation (IHME). GBD Compare Data Visualization. Global Burden of Disease (GBD) Study 2021. Seattle, WA: IHME, University of Washington, 2023. Available from <http://vizhub.healthdata.org/gbd-compare>. (Last accessed 23.04.25)

Definitions:

Number living with depressive disorder per 100,000 population (Under 20 years of age)

## Boys, 2021



Area covered:

National

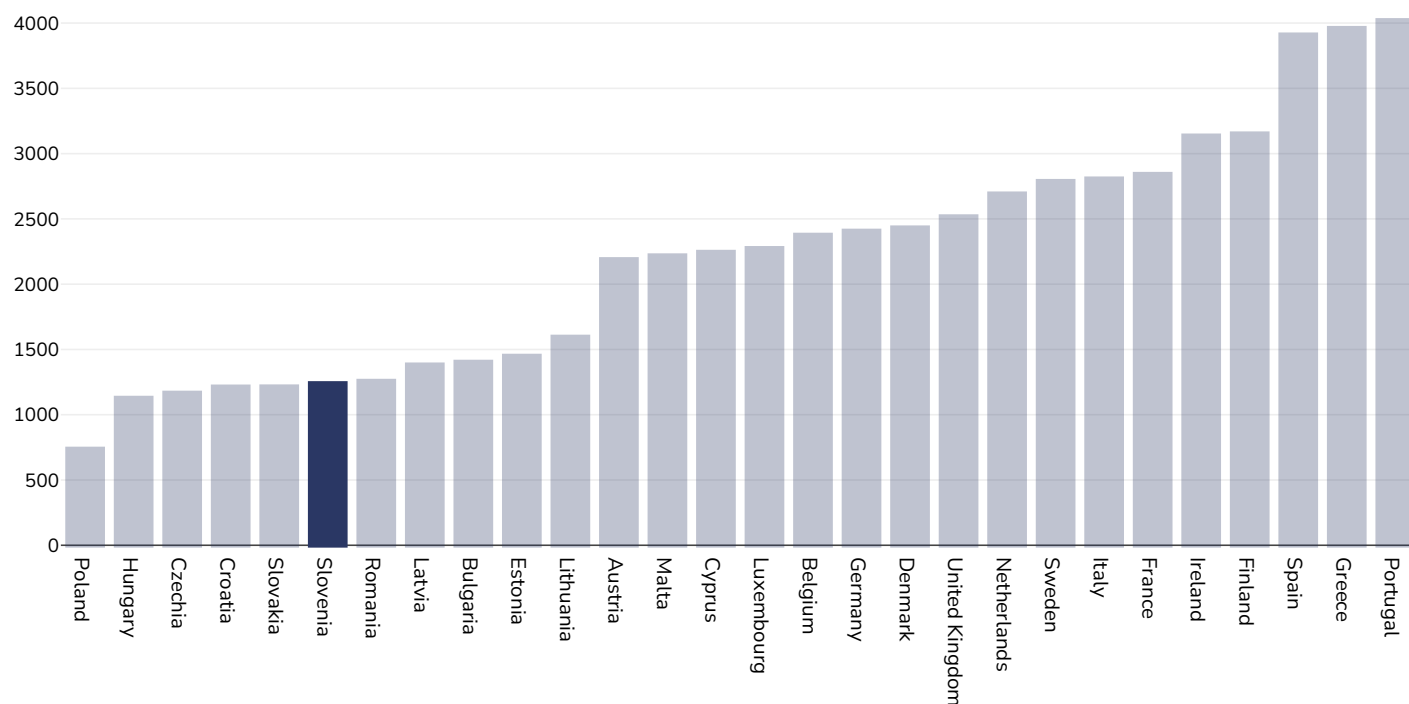
References:

Institute for Health Metrics and Evaluation (IHME). GBD Compare Data Visualization. Global Burden of Disease (GBD) Study 2021. Seattle, WA: IHME, University of Washington, 2023. Available from <http://vizhub.healthdata.org/gbd-compare>. (Last accessed 23.04.25)

Definitions:

Number living with depressive disorder per 100,000 population (Under 20 years of age)

## Girls, 2021



Area covered:

National

References:

Institute for Health Metrics and Evaluation (IHME). GBD Compare Data Visualization. Global Burden of Disease (GBD) Study 2021. Seattle, WA: IHME, University of Washington, 2023. Available from <http://vizhub.healthdata.org/gbd-compare>. (Last accessed 23.04.25)

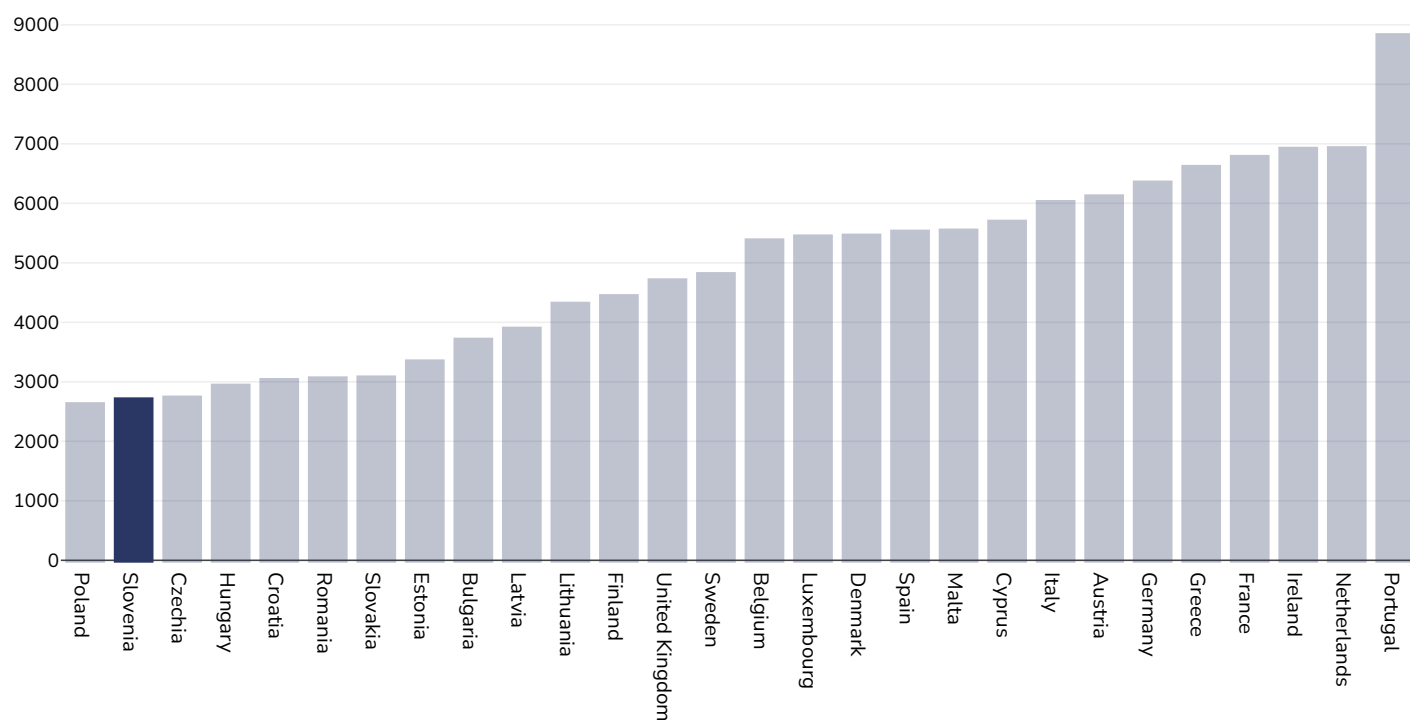
Definitions:

Number living with depressive disorder per 100,000 population (Under 20 years of age)



## Mental health - anxiety disorders

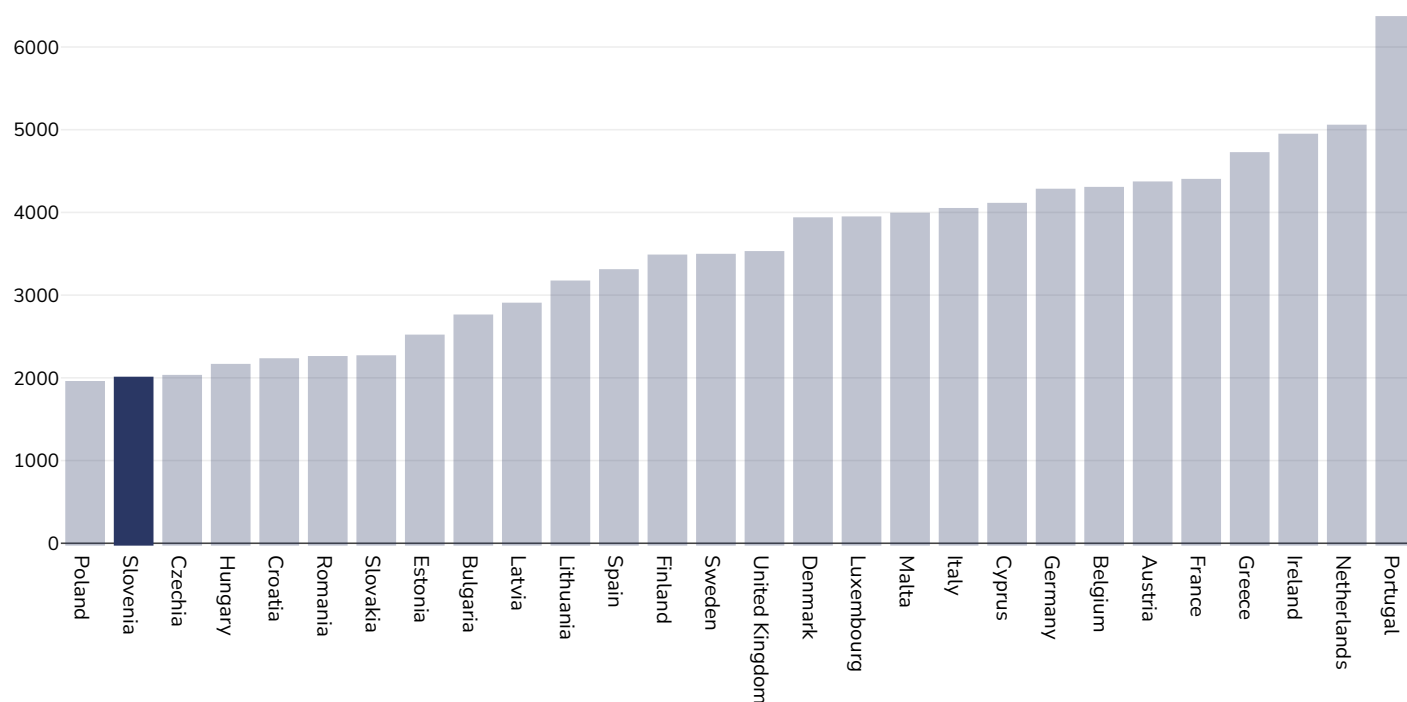
### Children, 2021



**References:**

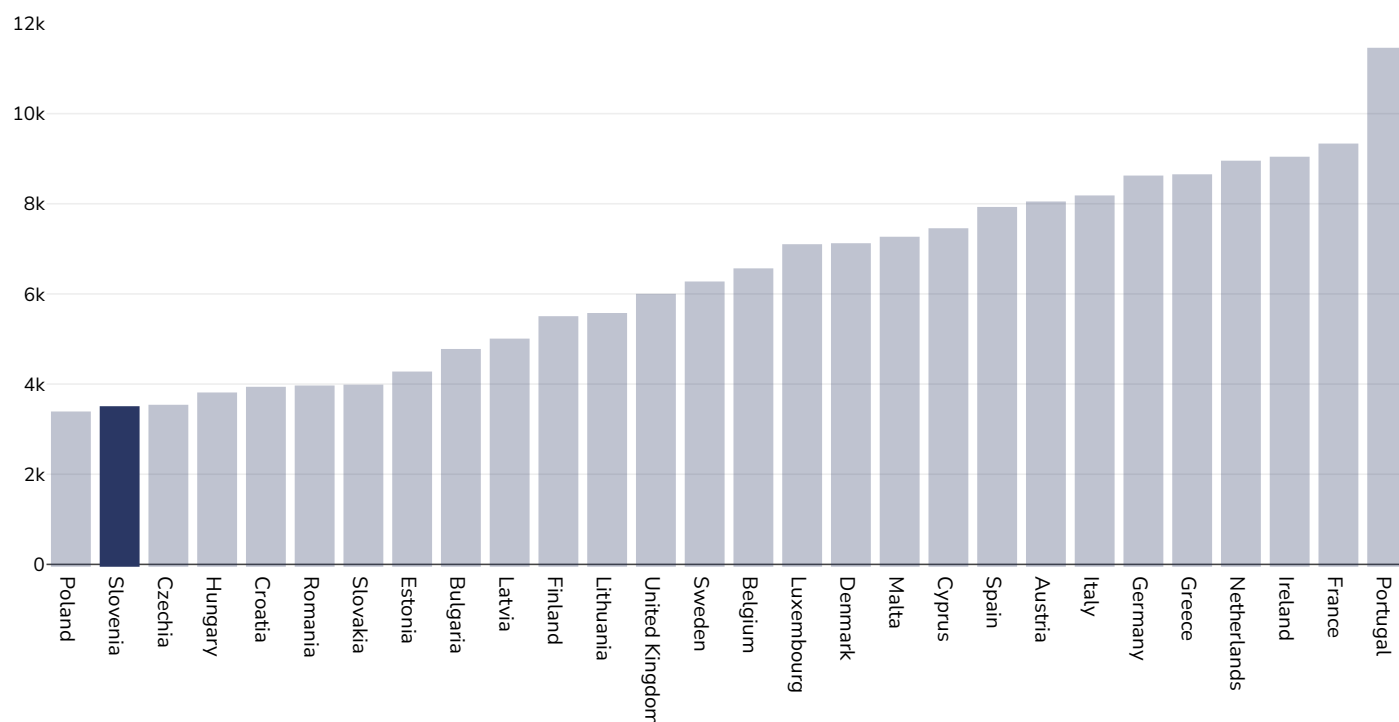
Institute for Health Metrics and Evaluation (IHME). GBD Compare Data Visualization. Global Burden of Disease (GBD) Study 2021. Seattle, WA: IHME, University of Washington, 2023. Available from <http://vizhub.healthdata.org/gbd-compare>. (Last accessed 23.04.25)

## Boys, 2021



**References:** Institute for Health Metrics and Evaluation (IHME). GBD Compare Data Visualization. Global Burden of Disease (GBD) Study 2021. Seattle, WA: IHME, University of Washington, 2023. Available from <http://vizhub.healthdata.org/gbd-compare>. (Last accessed 23.04.25)

## Girls, 2021



**References:** Institute for Health Metrics and Evaluation (IHME). GBD Compare Data Visualization. Global Burden of Disease (GBD) Study 2021. Seattle, WA: IHME, University of Washington, 2023. Available from <http://vizhub.healthdata.org/gbd-compare>. (Last accessed 23.04.25)

*PDF created on October 9, 2025*