



Slovakia



Country report card - adults

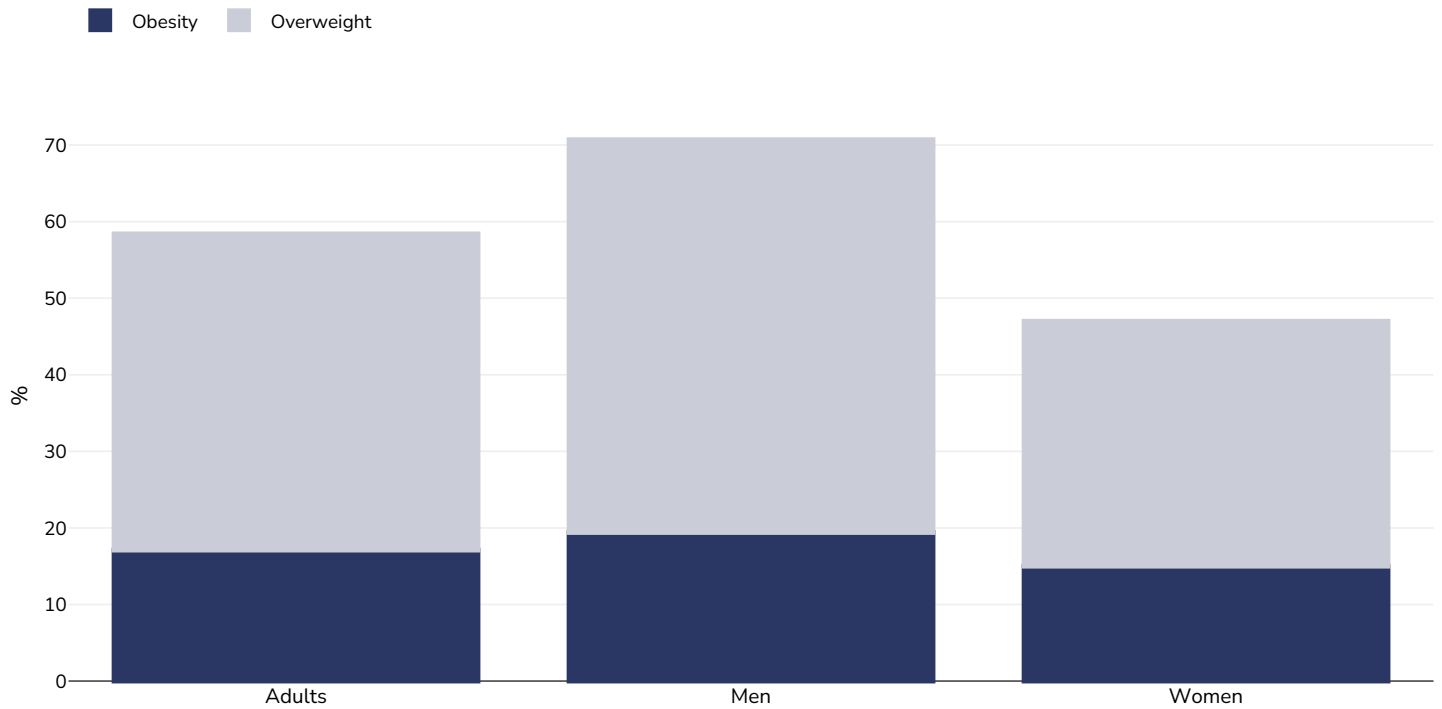
This report card contains the latest data available on the Global Obesity Observatory on overweight and obesity for adults. Where available, data on common and relevant obesity drivers and comorbidities are also presented.

View the latest version of this report on the Global Obesity Observatory at <https://data.worldobesity.org/country/slovakia-193/>.

Contents	Page
Obesity prevalence	3
Trend: % Adults living with obesity (self-reported), 2000-2022	4
Trend: % Adults living with overweight or obesity (self-reported), 2000-2022	7
Overweight/obesity by age and education	10
Overweight/obesity by education	13
Overweight/obesity by age	16
Overweight/obesity by region	17
Overweight/obesity by age and region	20
Overweight/obesity by age and socio-economic group	23
Overweight/obesity by socio-economic group	26
Overweight/obesity by age and limited activity	28
Double burden of underweight & overweight	31
Insufficient physical activity	32
Sugar consumption	35
Estimated per capita sugar sweetened beverages intake	36
Prevalence of confectionery consumption	37
Prevalence of sweet/savoury snack consumption	38
Mental health - depression disorders	39
Mental health - anxiety disorders	42
Percent of population who cannot afford a healthy diet	45
Oesophageal cancer	46
Breast cancer	48
Colorectal cancer	49
Pancreatic cancer	51
Gallbladder cancer	53
Kidney cancer	55
Cancer of the uterus	57
Raised blood pressure	58
Raised cholesterol	61
Raised fasting blood glucose	64
Diabetes prevalence	66
Ovarian Cancer	67
Leukemia	68
Liver and intrahepatic bile duct Cancer	70
Multiple Myeloma	72
Non Hodgkin Lymphoma	74
Thyroid Cancer	76

Obesity prevalence

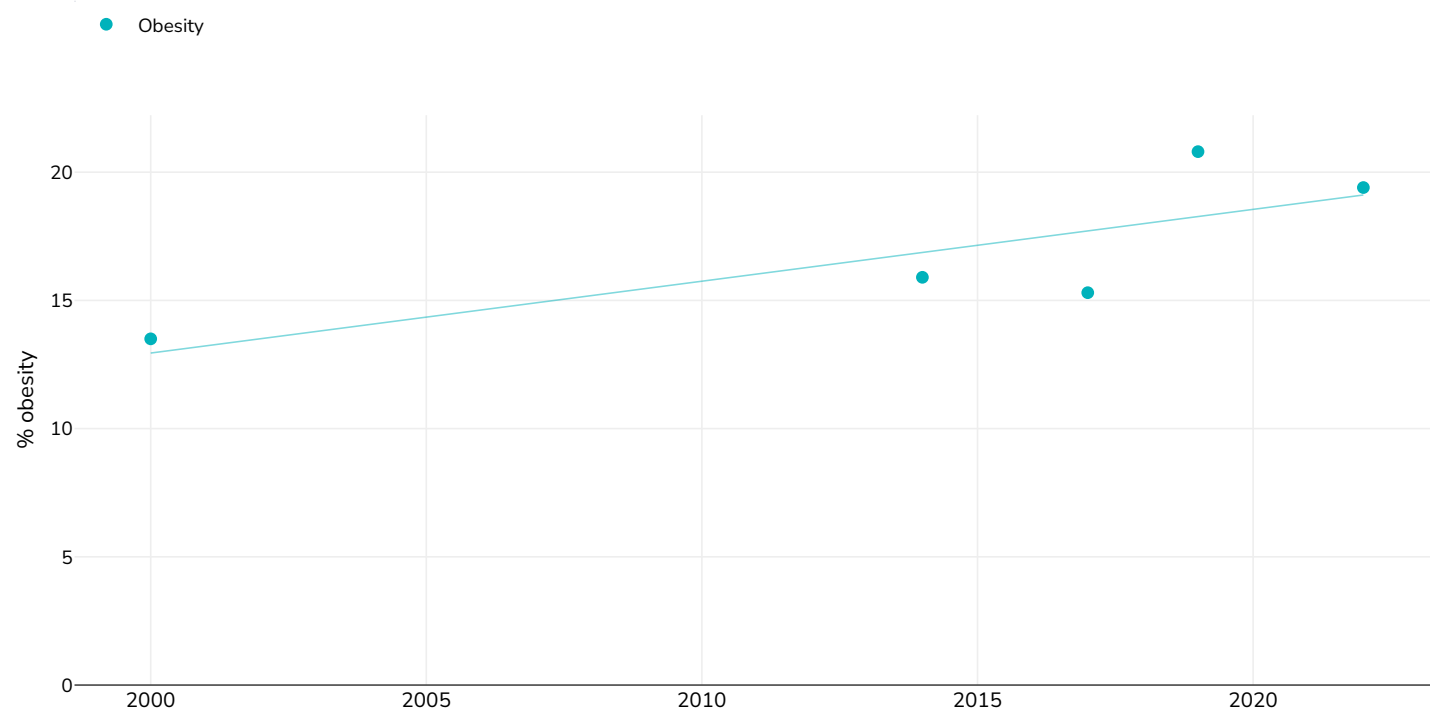
Adults, 2022



Survey type:	Self-reported
Age:	18+
Area covered:	National
References:	Eurostat 2022 Data. Available at https://ec.europa.eu/eurostat/databrowser/view/ilc_hch10/default/table?lang=en (last accessed 23.09.25)
Notes:	EUROSTAT 2022 data derived from EU statistics on income and living conditions (EU-SILC) survey <i>Unless otherwise noted, overweight refers to a BMI between 25kg and 29.9kg/m², obesity refers to a BMI greater than 30kg/m².</i>

% Adults living with obesity (self-reported), 2000-2022

Men



Survey type:

Self-reported

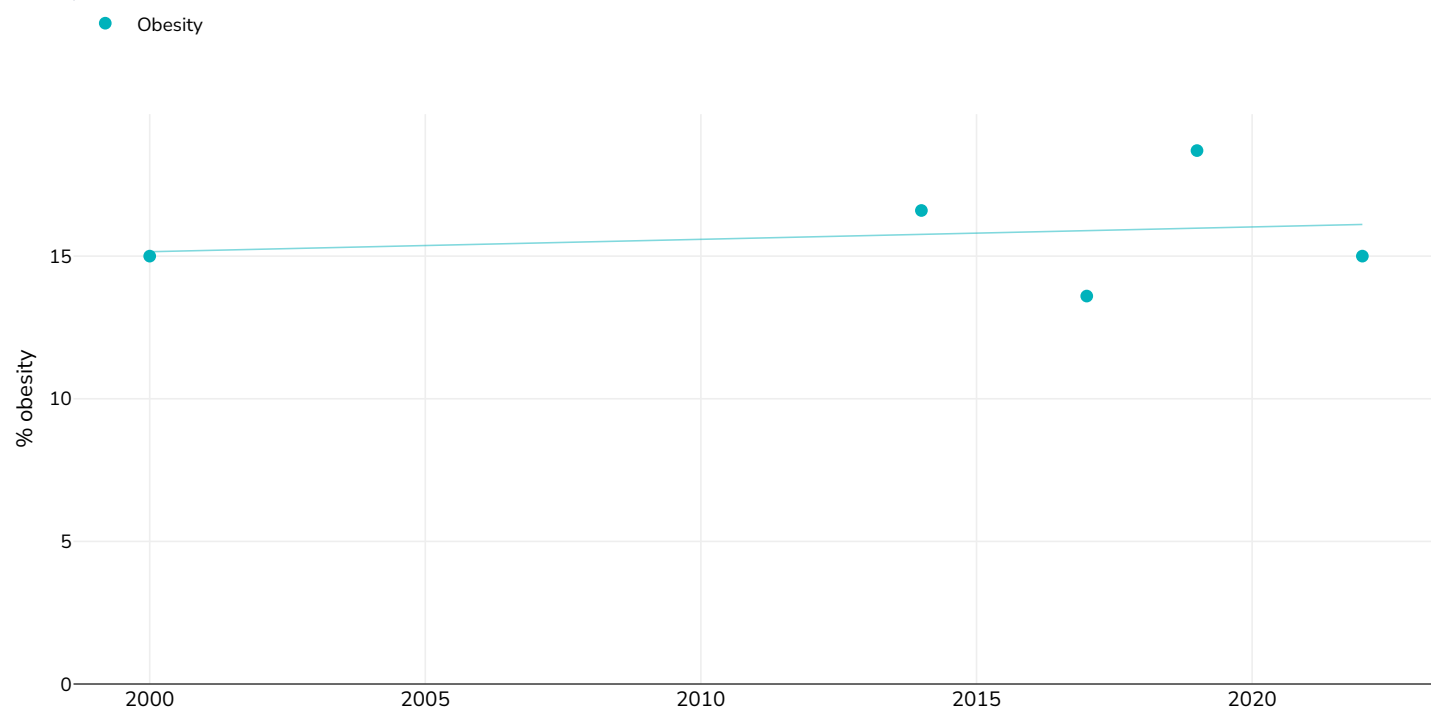
References:

- 2000: Eurostat Yearbook 2006/07. A goldmine of statistical information. Available at <https://ec.europa.eu/eurostat/documents/2995521/5059290/1-20022007-BP-EN.PDF.pdf/edab8c31-b9f3-4c8e-b4db-4137bd045efa?t=1414683510000> (last accessed 04.11.21)
- 2014: 2014 Eurostat Database: http://appsso.eurostat.ec.europa.eu/nui/show.do?dataset=hlth_ehis_bm1e&lang=en (last accessed 25.08.20)
- 2017: EUROSTAT Database http://appsso.eurostat.ec.europa.eu/nui/show.do?dataset=ilc_hch10&lang=en (last accessed 25.08.20)
- 2019: Statistical Office of the Slovak Republic. Preliminary Results of EHS Wave 3 (2019). Available at: http://datacube.statistics.sk#!/view/en/VBD_SK_WIN2/zd1815rs/v_zd1815rs_00_00_00_en. Last accessed: 10.06.21.
- 2022: Eurostat 2022 Data. Available at https://ec.europa.eu/eurostat/databrowser/view/ilc_hch10/default/table?lang=en (last accessed 23.09.25)

Unless otherwise noted, overweight refers to a BMI between 25kg and 29.9kg/m², obesity refers to a BMI greater than 30kg/m².

Different methodologies may have been used to collect this data and so data from different surveys may not be strictly comparable. Please check with original data sources for methodologies used.

Women



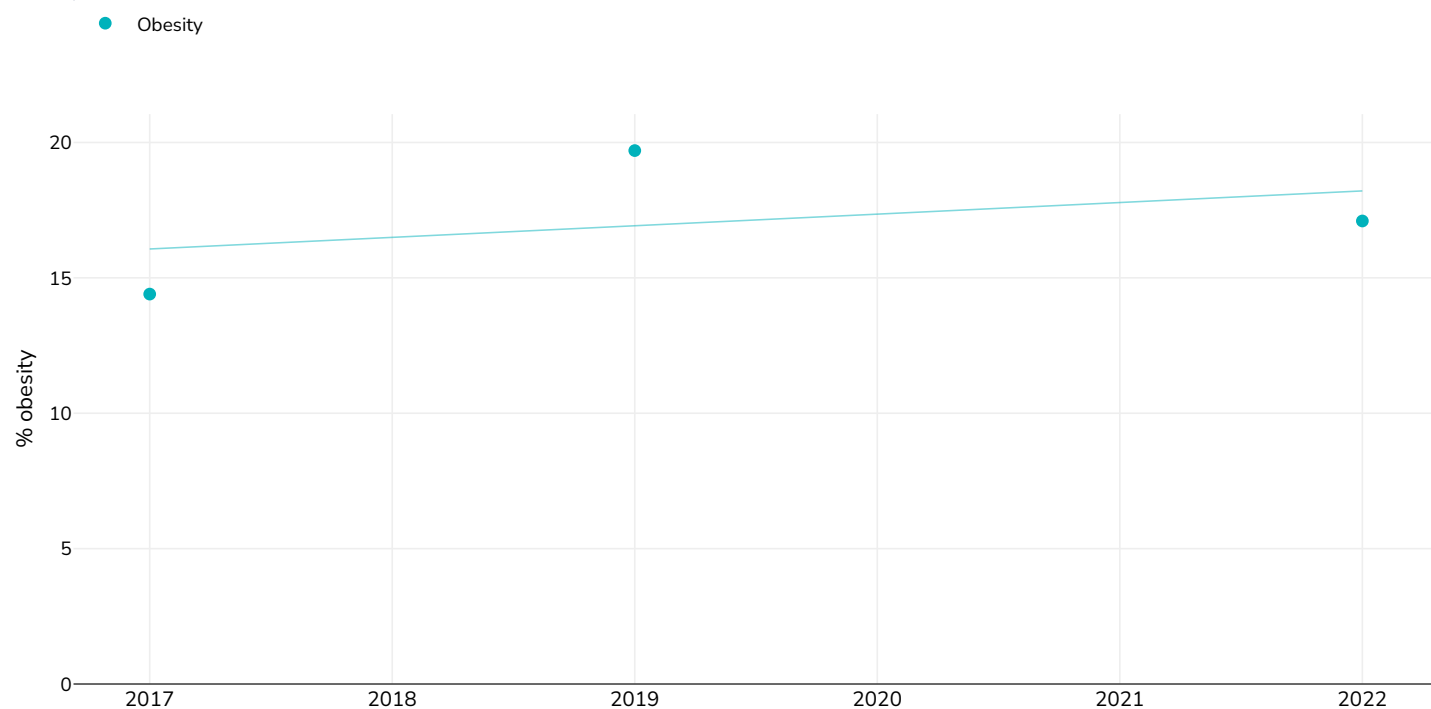
Survey type: Self-reported

- References:
- 2000: Eurostat Yearbook 2006/07. A goldmine of statistical information. Available at <https://ec.europa.eu/eurostat/documents/2995521/5059290/1-20022007-BP-EN.PDF.pdf/edab8c31-b9f3-4c8e-b4db-4137bd045efa?t=1414683510000> (last accessed 04.11.21)
 - 2014: 2014 Eurostat Database: http://appsso.eurostat.ec.europa.eu/nui/show.do?dataset=hlth_ehis_bm1e&lang=en (last accessed 25.08.20)
 - 2017: EUROSTAT Database http://appsso.eurostat.ec.europa.eu/nui/show.do?dataset=ilc_hch10&lang=en (last accessed 25.08.20)
 - 2019: Statistical Office of the Slovak Republic. Preliminary Results of EHIS Wave 3 (2019). Available at: http://datacube.statistics.sk#!/view/en/VBD_SK_WIN2/zd1815rs/v_zd1815rs_00_00_00_en. Last accessed: 10.06.21.
 - 2022: Eurostat 2022 Data. Available at https://ec.europa.eu/eurostat/databrowser/view/ilc_hch10/default/table?lang=en (last accessed 23.09.25)

Unless otherwise noted, overweight refers to a BMI between 25kg and 29.9kg/m², obesity refers to a BMI greater than 30kg/m².

Different methodologies may have been used to collect this data and so data from different surveys may not be strictly comparable. Please check with original data sources for methodologies used.

Men and women



Survey type: Self-reported

References:

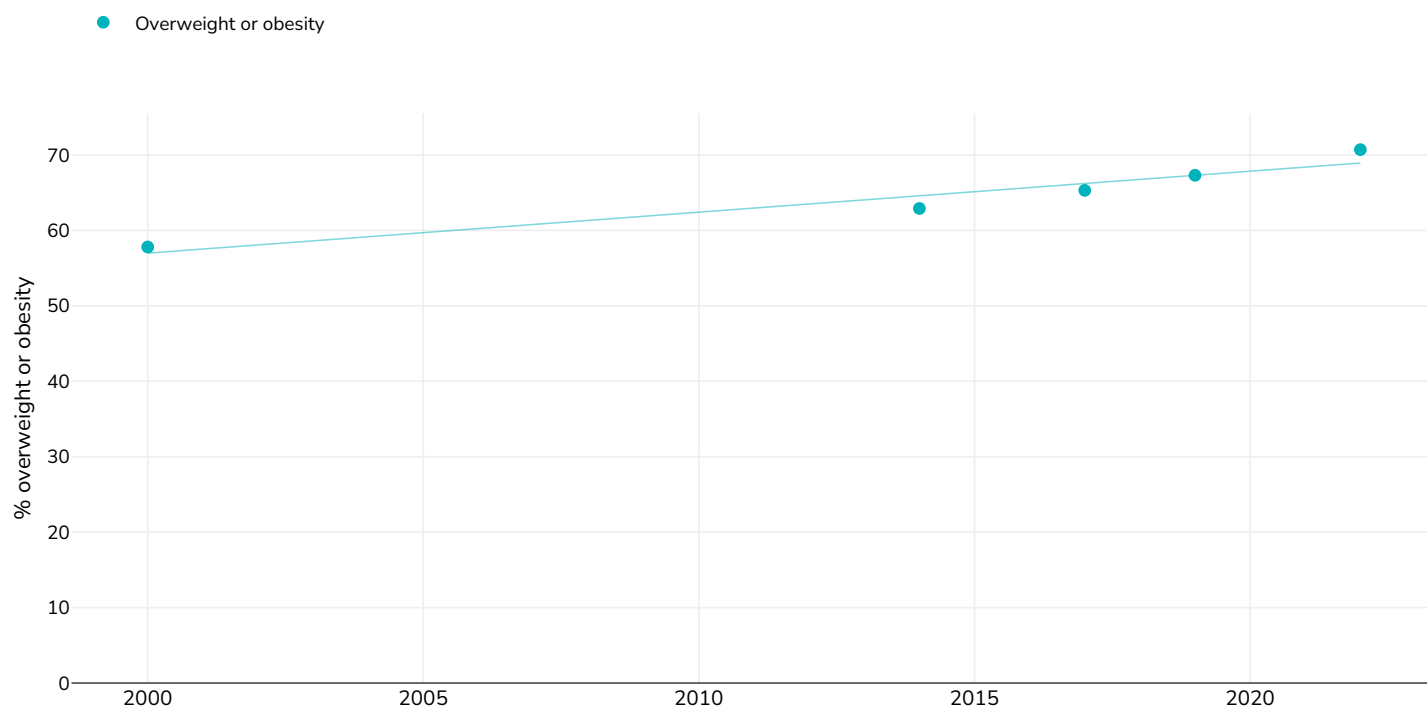
- 2000: Eurostat Yearbook 2006/07. A goldmine of statistical information. Available at <https://ec.europa.eu/eurostat/documents/2995521/5059290/1-20022007-BP-EN.PDF.pdf/edab8c31-b9f3-4c8e-b4db-4137bd045efa?t=1414683510000> (last accessed 04.11.21)
- 2014: 2014 Eurostat Database: http://appsso.eurostat.ec.europa.eu/nui/show.do?dataset=hlth_ehis_bm1e&lang=en (last accessed 25.08.20)
- 2017: EUROSTAT Database http://appsso.eurostat.ec.europa.eu/nui/show.do?dataset=ilc_hch10&lang=en (last accessed 25.08.20)
- 2019: Statistical Office of the Slovak Republic. Preliminary Results of EHIS Wave 3 (2019). Available at: http://datacube.statistics.sk#!/view/en/VBD_SK_WIN2/zd1815rs/v_zd1815rs_00_00_00_en. Last accessed: 10.06.21.
- 2022: Eurostat 2022 Data. Available at https://ec.europa.eu/eurostat/databrowser/view/ilc_hch10/default/table?lang=en (last accessed 23.09.25)

Unless otherwise noted, overweight refers to a BMI between 25kg and 29.9kg/m², obesity refers to a BMI greater than 30kg/m².

Different methodologies may have been used to collect this data and so data from different surveys may not be strictly comparable. Please check with original data sources for methodologies used.

% Adults living with overweight or obesity (self-reported), 2000-2022

Men



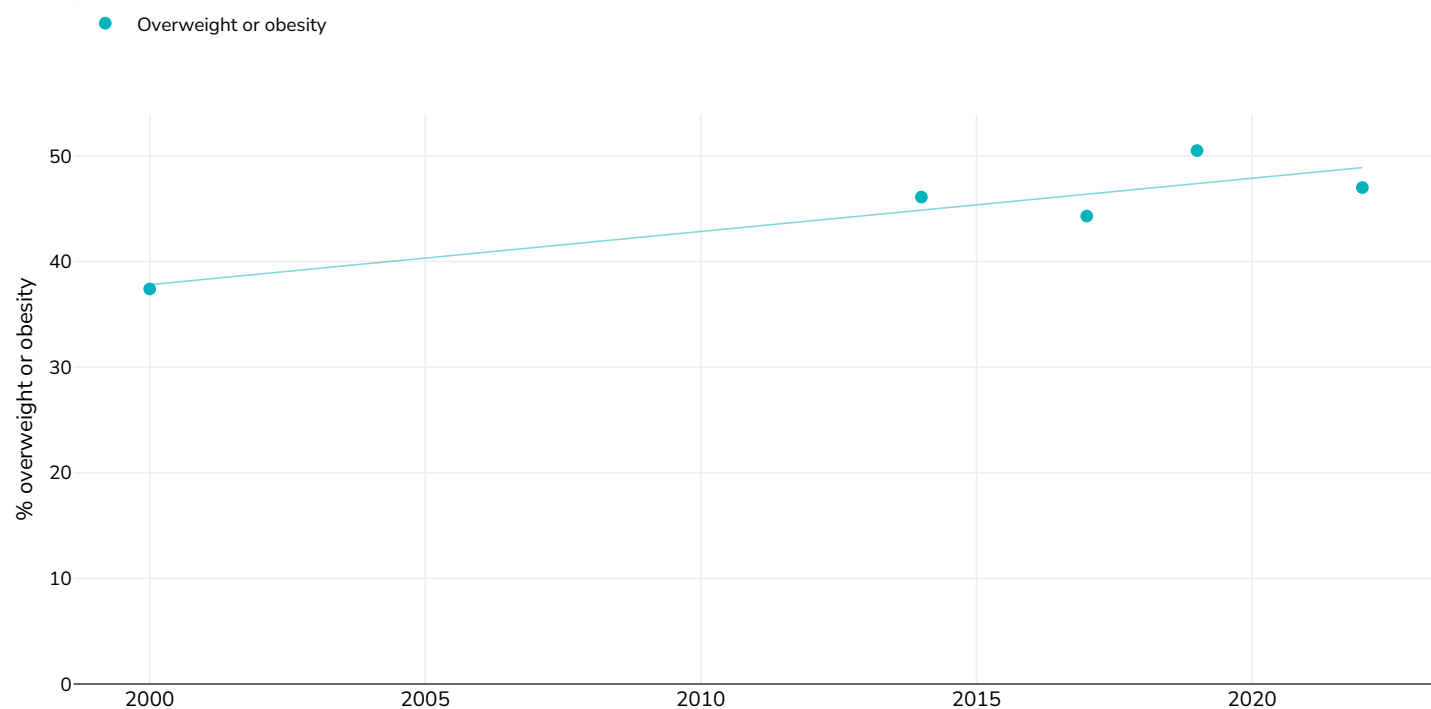
Survey type: Self-reported

- References:
- 2000: Eurostat Yearbook 2006/07. A goldmine of statistical information. Available at <https://ec.europa.eu/eurostat/documents/2995521/5059290/1-20022007-BP-EN.PDF.pdf/edab8c31-b9f3-4c8e-b4db-4137bd045efa?t=1414683510000> (last accessed 04.11.21)
 - 2014: 2014 Eurostat Database: http://appsso.eurostat.ec.europa.eu/nui/show.do?dataset=hlth_ehis_bm1e&lang=en (last accessed 25.08.20)
 - 2017: EUROSTAT Database http://appsso.eurostat.ec.europa.eu/nui/show.do?dataset=ilc_hch10&lang=en (last accessed 25.08.20)
 - 2019: Statistical Office of the Slovak Republic. Preliminary Results of EHS Wave 3 (2019). Available at: http://datacube.statistics.sk#!/view/en/VBD_SK_WIN2/zd1815rs/v_zd1815rs_00_00_00_en. Last accessed: 10.06.21.
 - 2022: Eurostat 2022 Data. Available at https://ec.europa.eu/eurostat/databrowser/view/ilc_hch10/default/table?lang=en (last accessed 23.09.25)

Unless otherwise noted, overweight refers to a BMI between 25kg and 29.9kg/m², obesity refers to a BMI greater than 30kg/m².

Different methodologies may have been used to collect this data and so data from different surveys may not be strictly comparable. Please check with original data sources for methodologies used.

Women



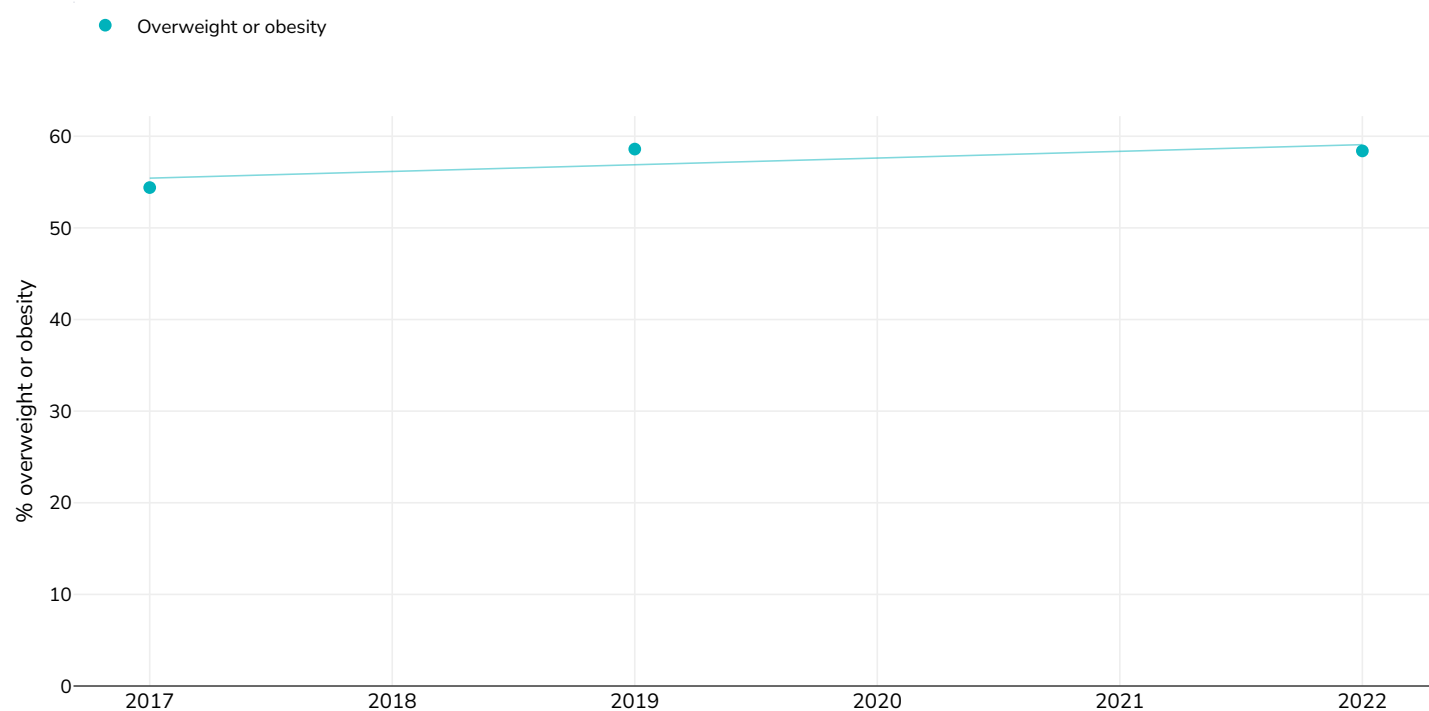
Survey type: Self-reported

- References:
- 2000: Eurostat Yearbook 2006/07. A goldmine of statistical information. Available at <https://ec.europa.eu/eurostat/documents/2995521/5059290/1-20022007-BP-EN.PDF.pdf/edab8c31-b9f3-4c8e-b4db-4137bd045efa?t=1414683510000> (last accessed 04.11.21)
 - 2014: 2014 Eurostat Database: http://appsso.eurostat.ec.europa.eu/nui/show.do?dataset=hlth_ehis_bm1e&lang=en (last accessed 25.08.20)
 - 2017: EUROSTAT Database http://appsso.eurostat.ec.europa.eu/nui/show.do?dataset=ilc_hch10&lang=en (last accessed 25.08.20)
 - 2019: Statistical Office of the Slovak Republic. Preliminary Results of EHIS Wave 3 (2019). Available at: http://datacube.statistics.sk#!/view/en/VBD_SK_WIN2/zd1815rs/v_zd1815rs_00_00_00_en. Last accessed: 10.06.21.
 - 2022: Eurostat 2022 Data. Available at https://ec.europa.eu/eurostat/databrowser/view/ilc_hch10/default/table?lang=en (last accessed 23.09.25)

Unless otherwise noted, overweight refers to a BMI between 25kg and 29.9kg/m², obesity refers to a BMI greater than 30kg/m².

Different methodologies may have been used to collect this data and so data from different surveys may not be strictly comparable. Please check with original data sources for methodologies used.

Men and women



Survey type: Self-reported

References:

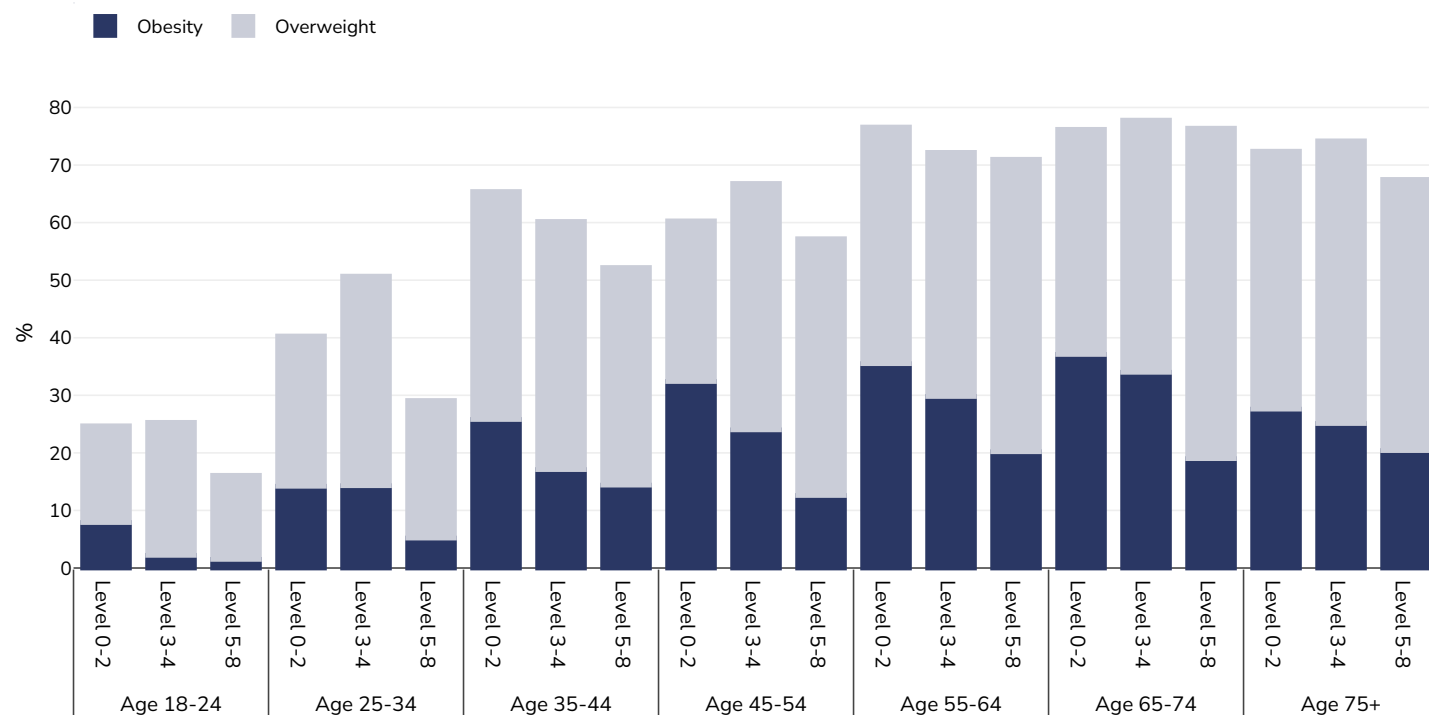
- 2000: Eurostat Yearbook 2006/07. A goldmine of statistical information. Available at <https://ec.europa.eu/eurostat/documents/2995521/5059290/1-20022007-BP-EN.PDF.pdf/edab8c31-b9f3-4c8e-b4db-4137bd045efa?t=1414683510000> (last accessed 04.11.21)
- 2014: 2014 Eurostat Database: http://appsso.eurostat.ec.europa.eu/nui/show.do?dataset=hlth_ehis_bm1e&lang=en (last accessed 25.08.20)
- 2017: EUROSTAT Database http://appsso.eurostat.ec.europa.eu/nui/show.do?dataset=ilc_hch10&lang=en (last accessed 25.08.20)
- 2019: Statistical Office of the Slovak Republic. Preliminary Results of EHIS Wave 3 (2019). Available at: http://datacube.statistics.sk#!/view/en/VBD_SK_WIN2/zd1815rs/v_zd1815rs_00_00_00_en. Last accessed: 10.06.21.
- 2022: Eurostat 2022 Data. Available at https://ec.europa.eu/eurostat/databrowser/view/ilc_hch10/default/table?lang=en (last accessed 23.09.25)

Unless otherwise noted, overweight refers to a BMI between 25kg and 29.9kg/m², obesity refers to a BMI greater than 30kg/m².

Different methodologies may have been used to collect this data and so data from different surveys may not be strictly comparable. Please check with original data sources for methodologies used.

Overweight/obesity by age and education

Adults, 2019



Survey type: Self-reported

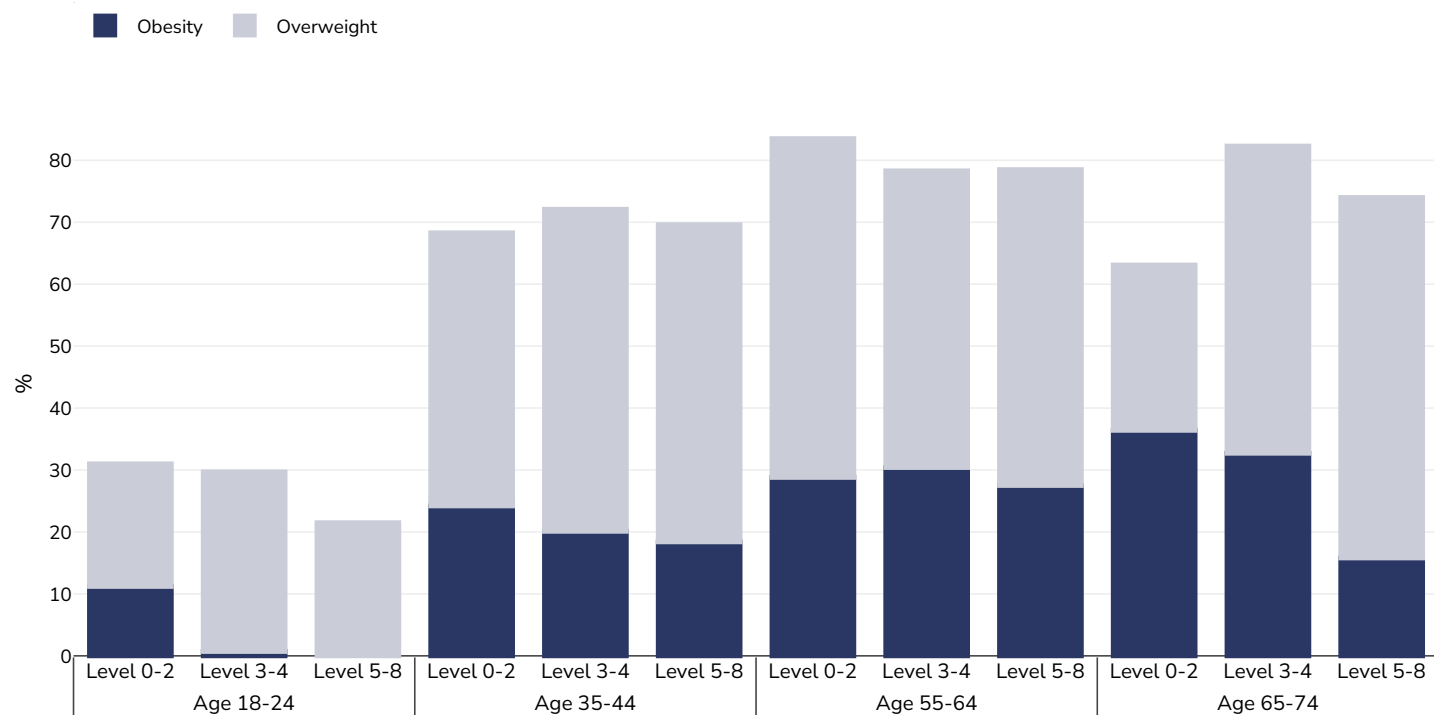
Area covered: National

References: Eurostat 2019. Available at https://appsso.eurostat.ec.europa.eu/nui/show.do?dataset=hlth_ehis_bm1e&lang=en (last accessed 09.08.21).

Notes: NB. Some age ranges missing due to insufficient data to display by age & educational status

Unless otherwise noted, overweight refers to a BMI between 25kg and 29.9kg/m², obesity refers to a BMI greater than 30kg/m².

Men, 2019



Survey type: Self-reported

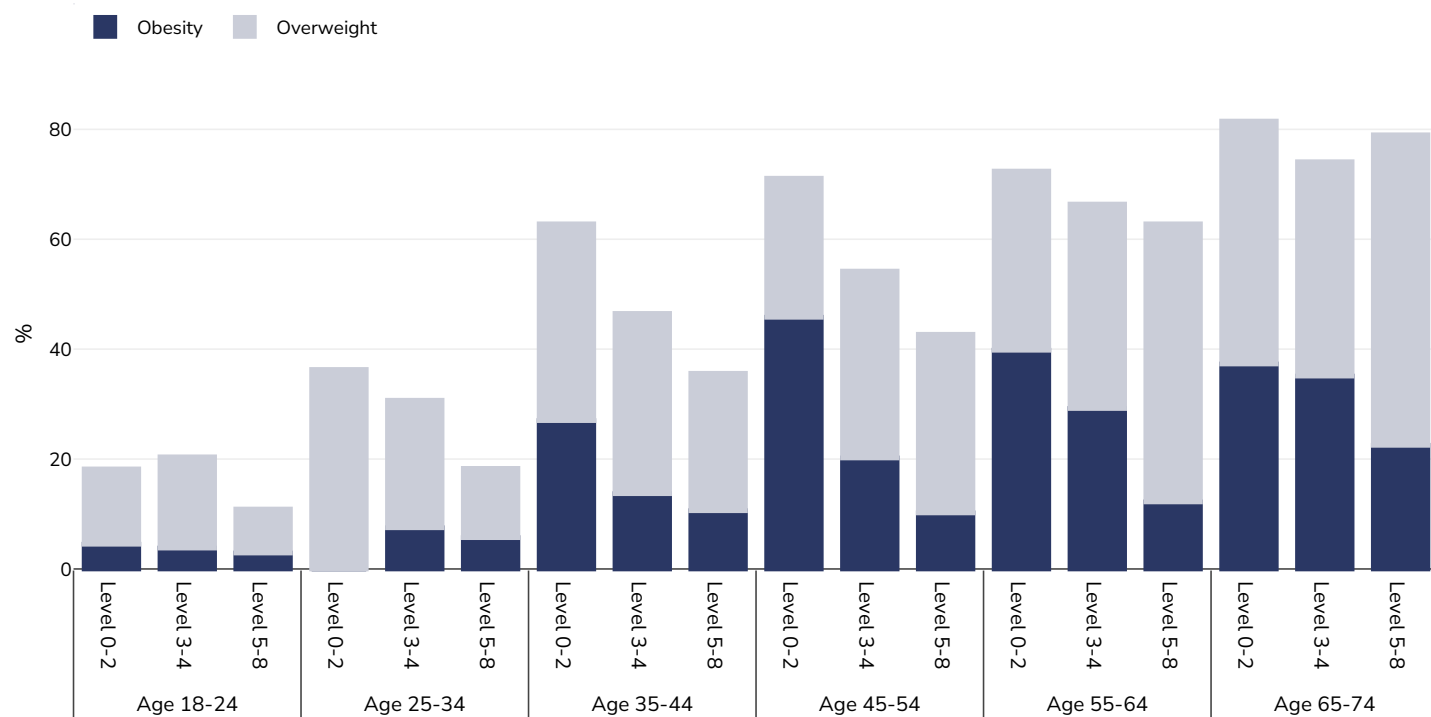
Area covered: National

References: Eurostat 2019. Available at https://appsso.eurostat.ec.europa.eu/nui/show.do?dataset=hlth_ehis_bm1e&lang=en (last accessed 09.08.21).

Notes: NB. Some age ranges missing due to insufficient data to display by age & educational status

Unless otherwise noted, overweight refers to a BMI between 25kg and 29.9kg/m², obesity refers to a BMI greater than 30kg/m².

Women, 2019



Survey type: Self-reported

Area covered: National

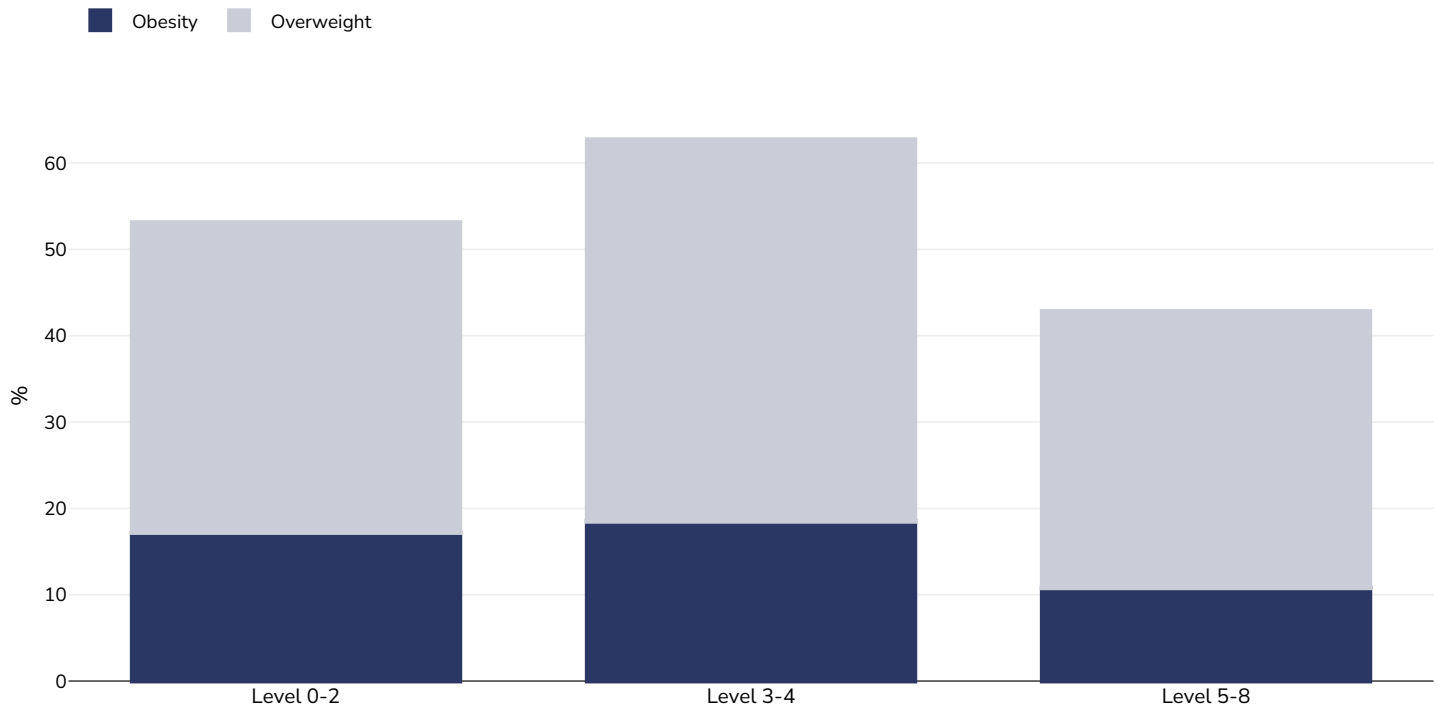
References: Eurostat 2019. Available at https://appsso.eurostat.ec.europa.eu/nui/show.do?dataset=hlth_ehis_bm1e&lang=en (last accessed 09.08.21).

Notes: NB. Some age ranges missing due to insufficient data to display by age & educational status

Unless otherwise noted, overweight refers to a BMI between 25kg and 29.9kg/m², obesity refers to a BMI greater than 30kg/m².

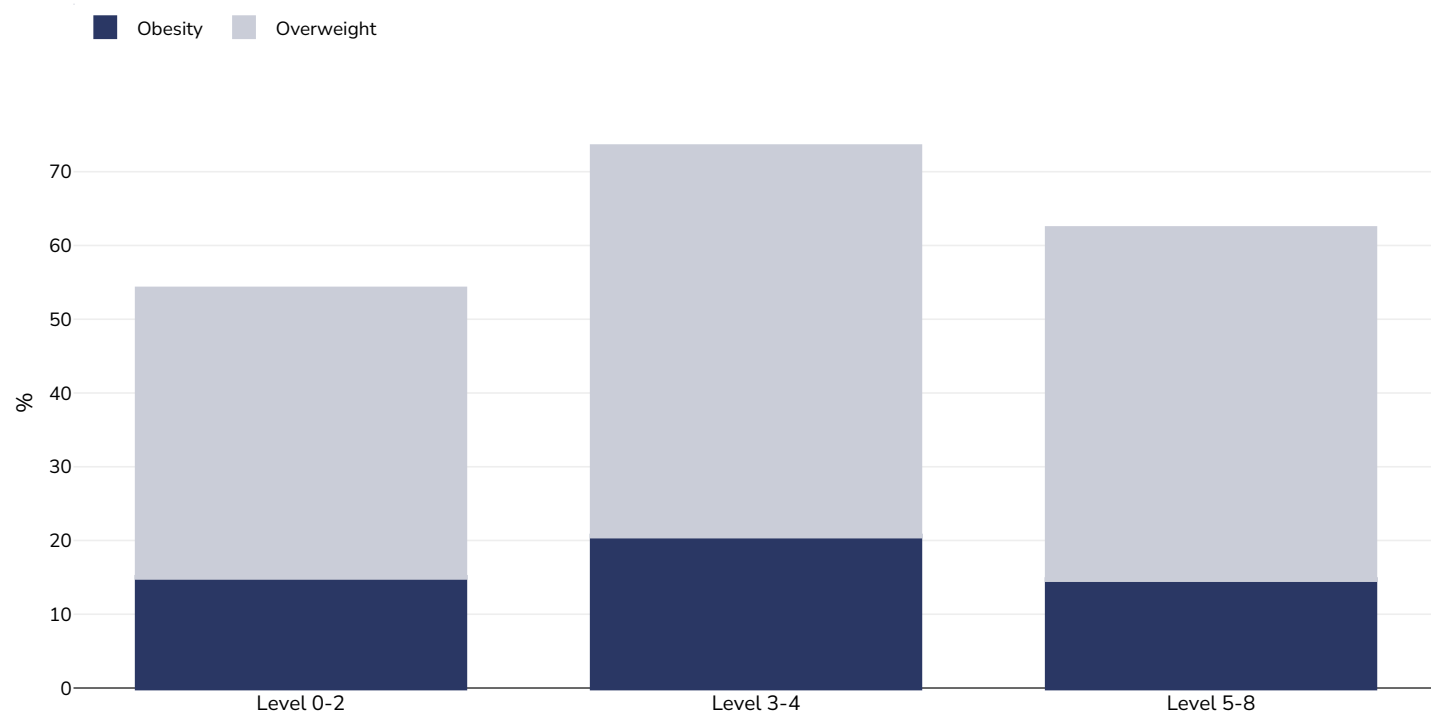
Overweight/obesity by education

Adults, 2022



Survey type:	Self-reported
Age:	16+
Area covered:	National
References:	Eurostat 2022 Data. Available at https://ec.europa.eu/eurostat/databrowser/view/ilc_hch10/default/table?lang=en (last accessed 19.03.25)
Notes:	EUROSTAT 2022 data derived from EU statistics on income and living conditions (EU-SILC) survey which includes adults aged 16+ years. This differs from most EUROSTAT data which is derived from the Health Interview Surveys, which includes adults aged 15+ years (though sometimes only data from adults aged 18+ reported)
<i>Unless otherwise noted, overweight refers to a BMI between 25kg and 29.9kg/m², obesity refers to a BMI greater than 30kg/m².</i>	

Men, 2022



Survey type: Self-reported

Age: 16+

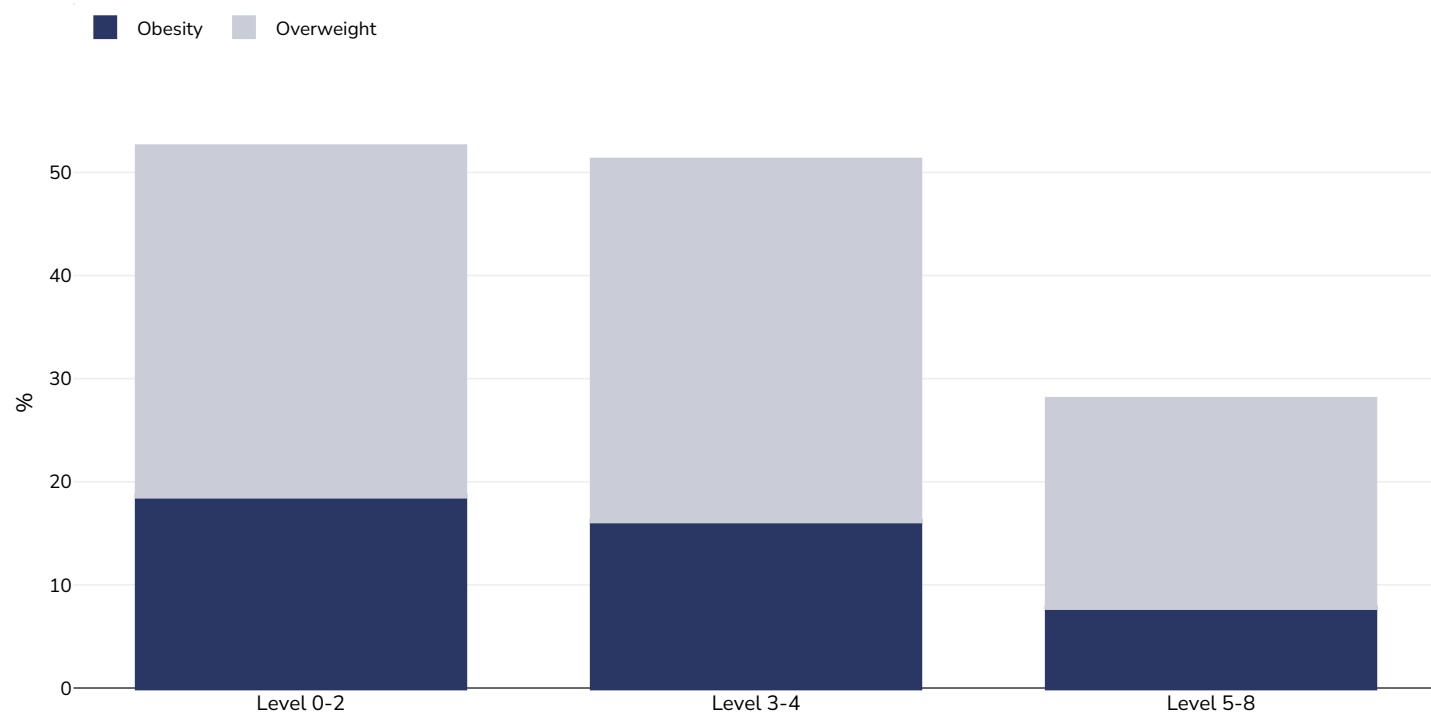
Area covered: National

References: Eurostat 2022 Data. Available at https://ec.europa.eu/eurostat/databrowser/view/ilc_hch10/default/table?lang=en (last accessed 19.03.25)

Notes: EUROSTAT 2022 data derived from EU statistics on income and living conditions (EU-SILC) survey which includes adults aged 16+ years. This differs from most EUROSTAT data which is derived from the Health Interview Surveys, which includes adults aged 15+ years (though sometimes only data from adults aged 18+ reported)

Unless otherwise noted, overweight refers to a BMI between 25kg and 29.9kg/m², obesity refers to a BMI greater than 30kg/m².

Women, 2022



Survey type: Self-reported

Age: 16+

Area covered: National

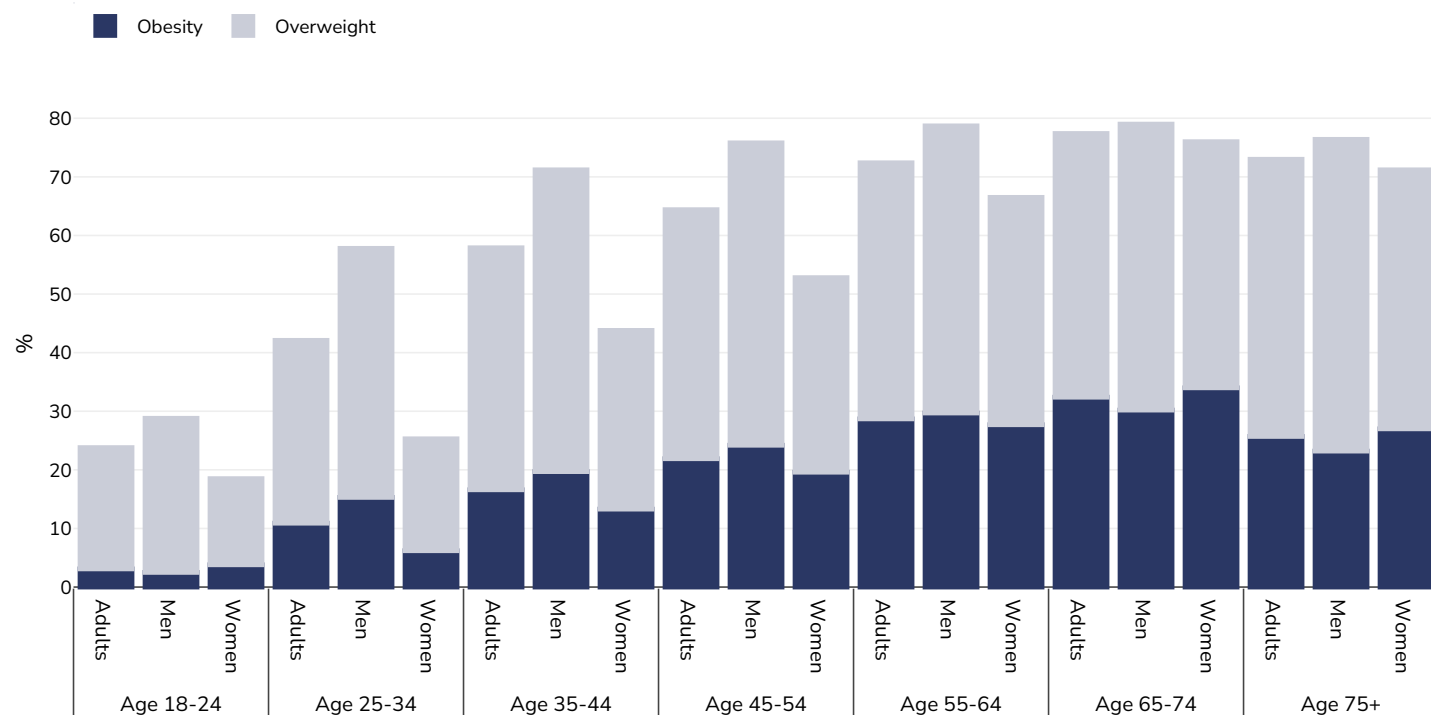
References: Eurostat 2022 Data. Available at https://ec.europa.eu/eurostat/databrowser/view/ilc_hch10/default/table?lang=en (last accessed 19.03.25)

Notes: EUROSTAT 2022 data derived from EU statistics on income and living conditions (EU-SILC) survey which includes adults aged 16+ years. This differs from most EUROSTAT data which is derived from the Health Interview Surveys, which includes adults aged 15+ years (though sometimes only data from adults aged 18+ reported)

Unless otherwise noted, overweight refers to a BMI between 25kg and 29.9kg/m², obesity refers to a BMI greater than 30kg/m².

Overweight/obesity by age

Adults, 2019



Survey type: Self-reported

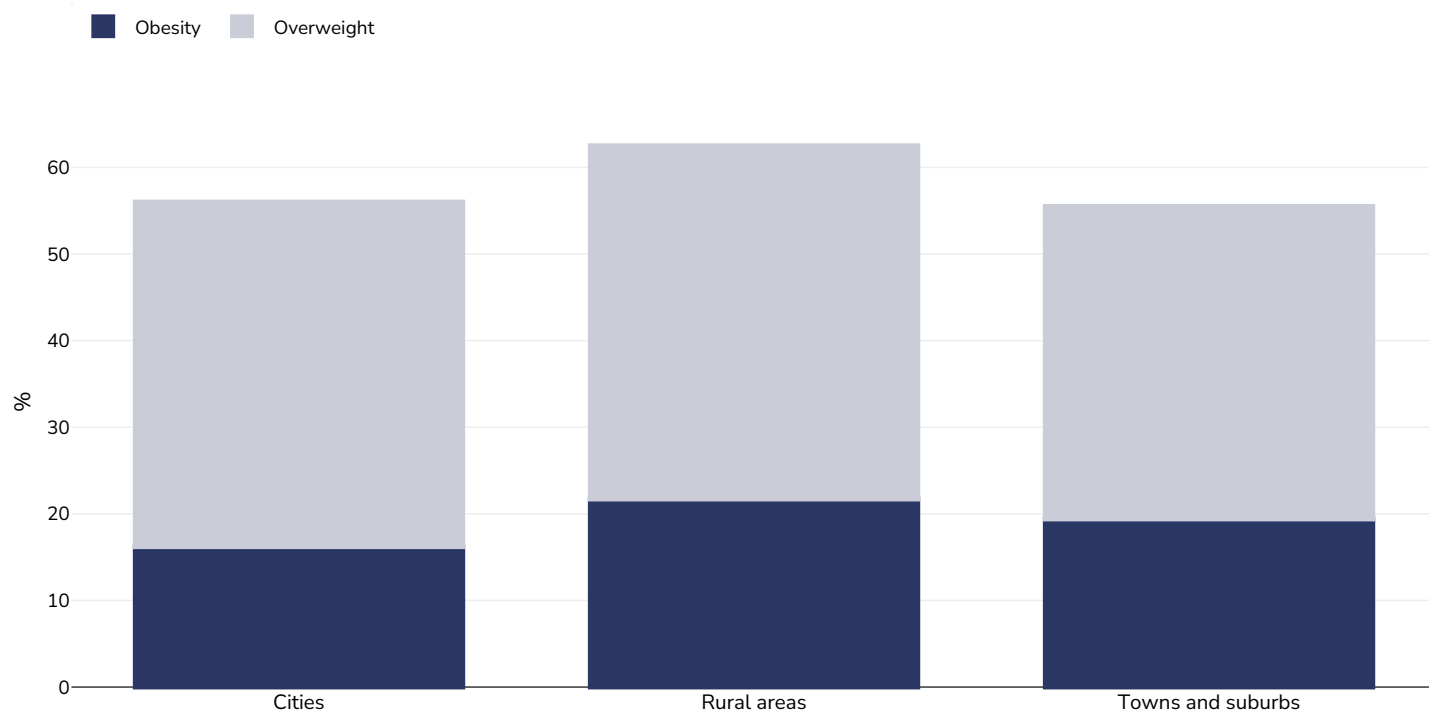
Area covered: National

References: Eurostat 2019. Available at https://appsso.eurostat.ec.europa.eu/nui/show.do?dataset=hlth_ehis_bm_1i&lang=en (last accessed 09.08.21).

Unless otherwise noted, overweight refers to a BMI between 25kg and 29.9kg/m², obesity refers to a BMI greater than 30kg/m².

Overweight/obesity by region

Adults, 2019



Survey type: Self-reported

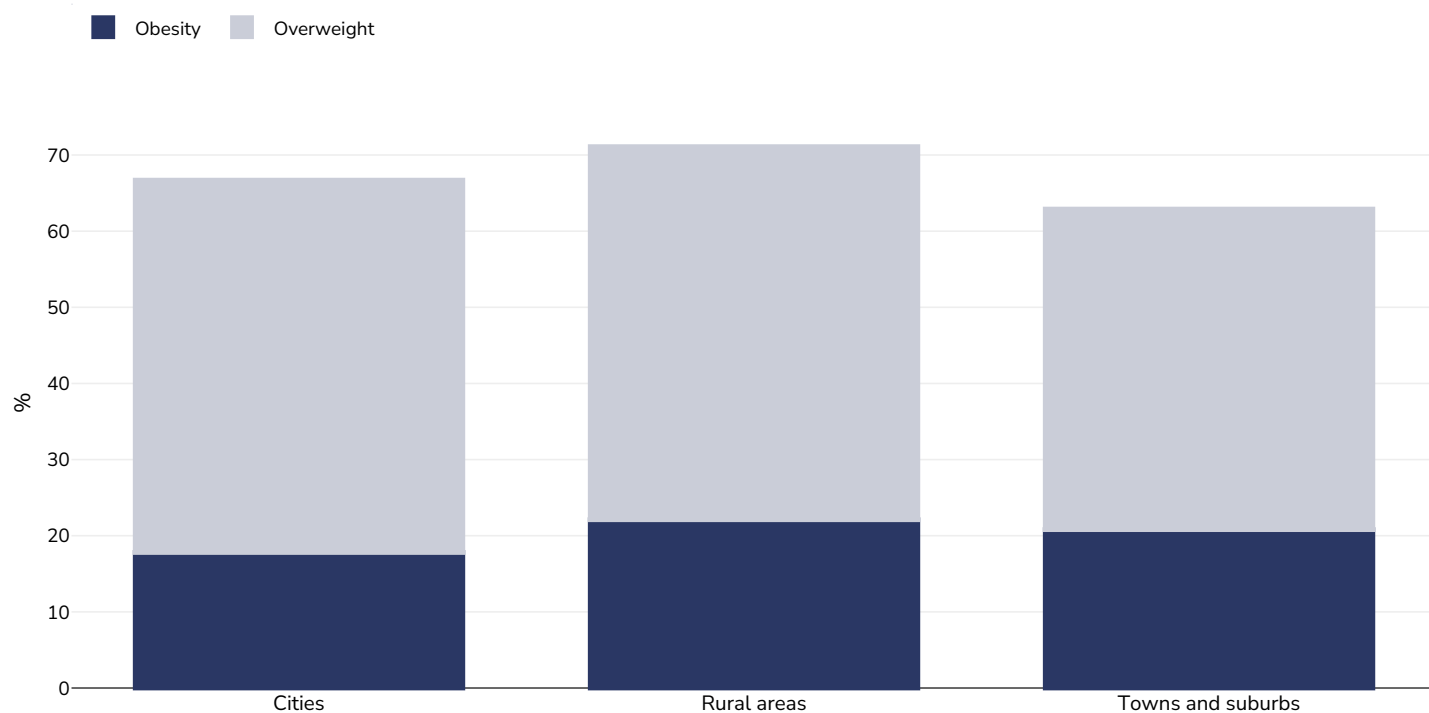
Age: 18+

Area covered: National

References: Eurostat 2019. https://doi.org/10.2908/HLTH_EHIS_BM1U [Last Accessed 21.08.25]

Unless otherwise noted, overweight refers to a BMI between 25kg and 29.9kg/m², obesity refers to a BMI greater than 30kg/m².

Men, 2019



Survey type: Self-reported

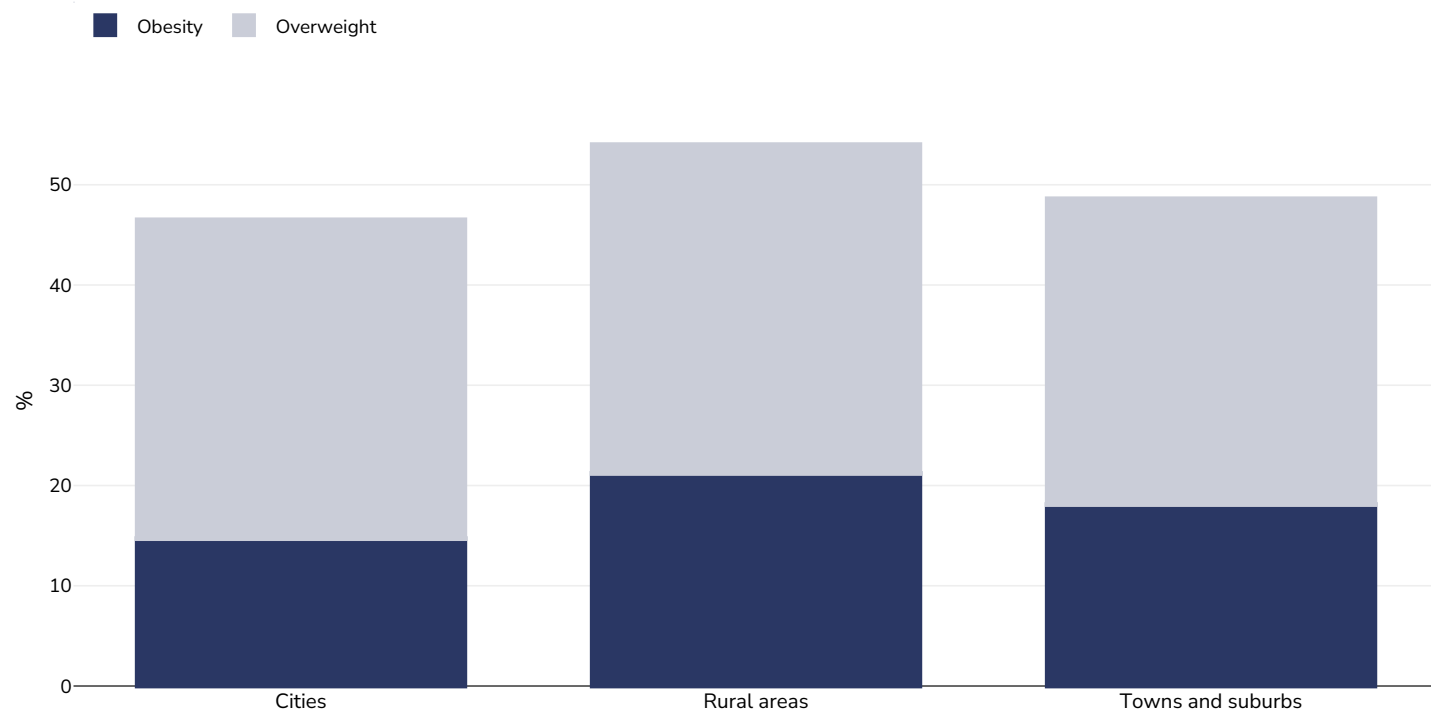
Age: 18+

Area covered: National

References: Eurostat 2019. https://doi.org/10.2908/HLTH_EHIS_BM1U [Last Accessed 21.08.25]

Unless otherwise noted, overweight refers to a BMI between 25kg and 29.9kg/m², obesity refers to a BMI greater than 30kg/m².

Women, 2019



Survey type: Self-reported

Age: 18+

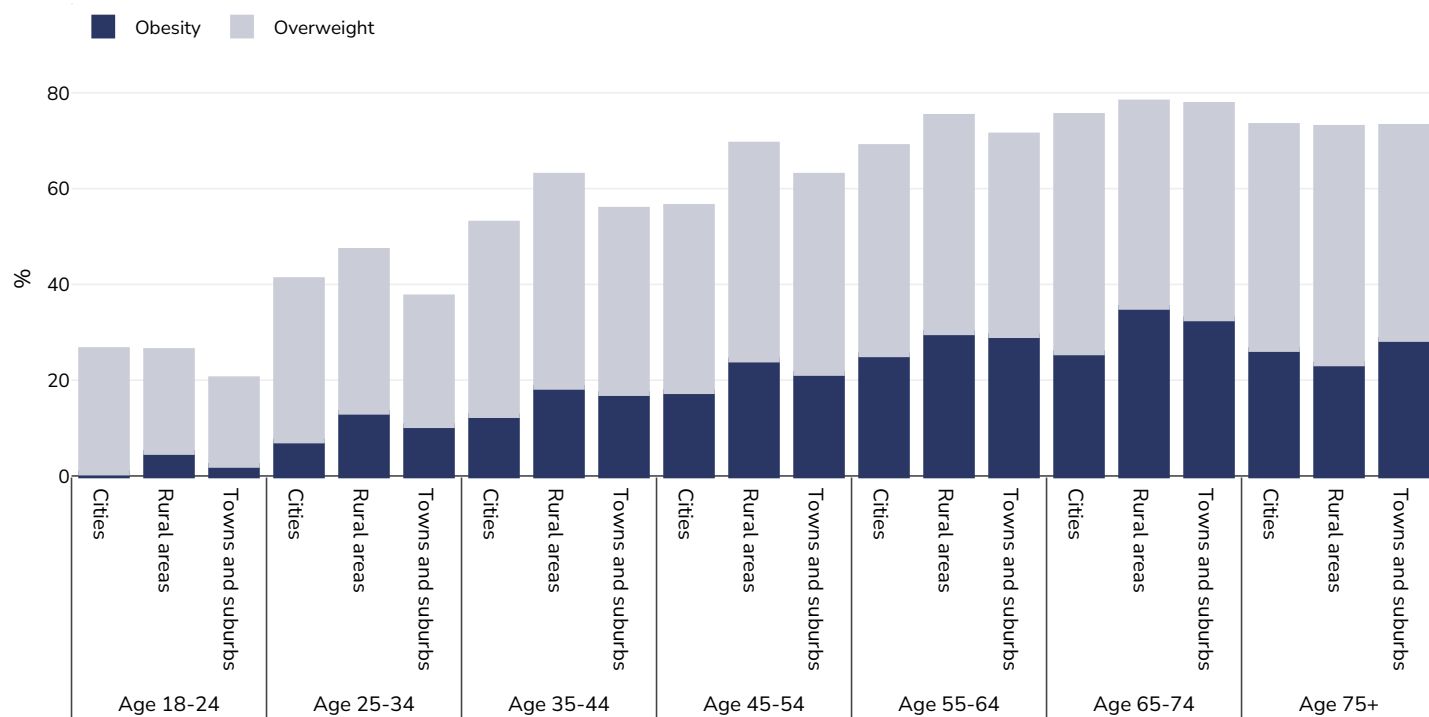
Area covered: National

References: Eurostat 2019. https://doi.org/10.2908/HLTH_EHIS_BM1U [Last Accessed 21.08.25]

Unless otherwise noted, overweight refers to a BMI between 25kg and 29.9kg/m², obesity refers to a BMI greater than 30kg/m².

Overweight/obesity by age and region

Adults, 2019



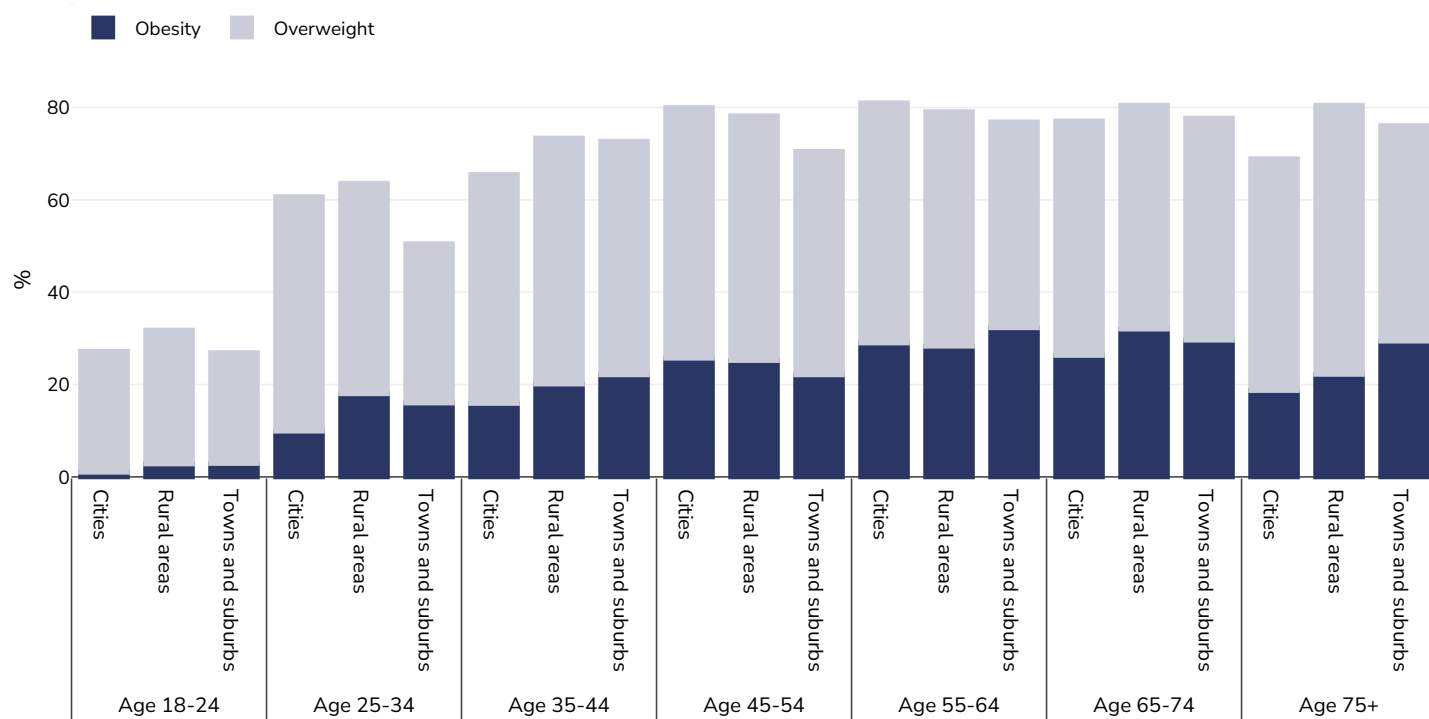
Survey type: Self-reported

Area covered: National

References: Eurostat 2019. https://doi.org/10.2908/HLTH_EHIS_BM1U [Last Accessed 21.08.25]

Unless otherwise noted, overweight refers to a BMI between 25kg and 29.9kg/m², obesity refers to a BMI greater than 30kg/m².

Men, 2019



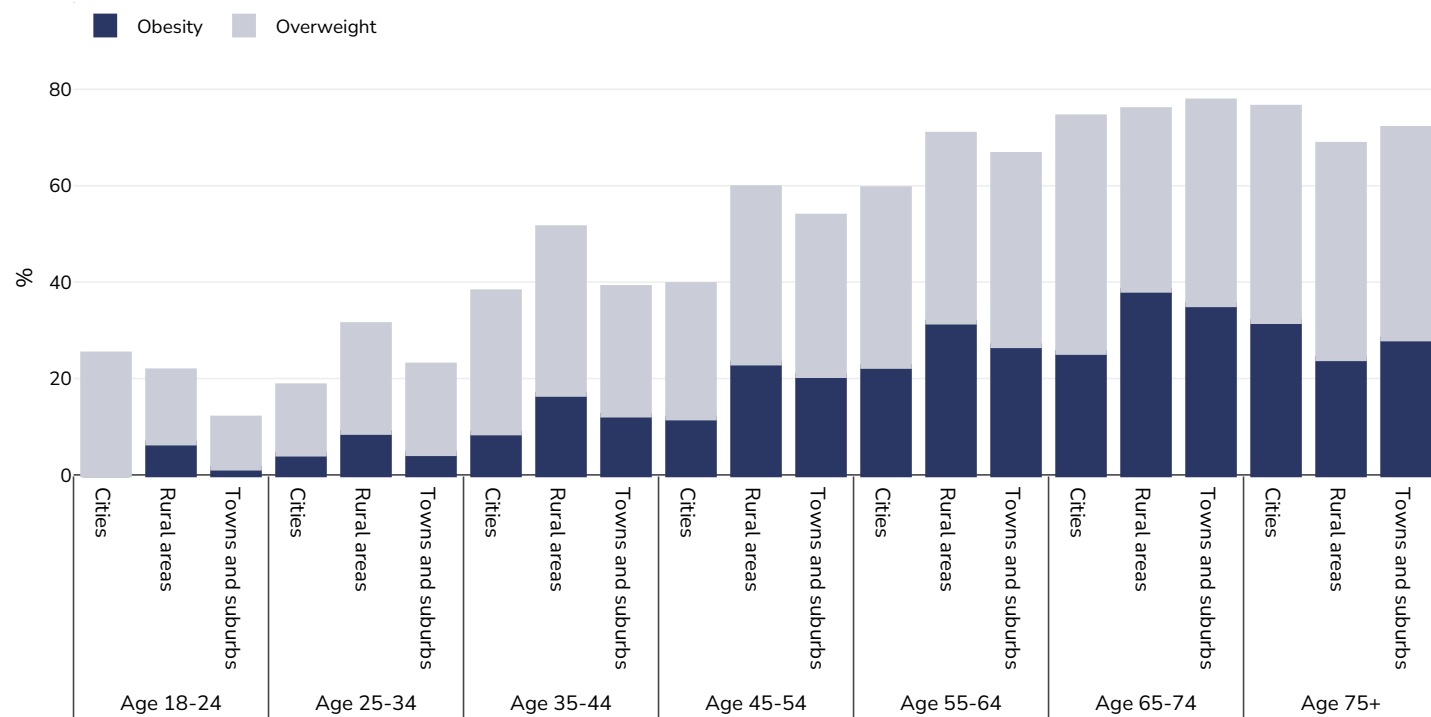
Survey type: Self-reported

Area covered: National

References: Eurostat 2019. https://doi.org/10.2908/HLTH_EHIS_BM1U [Last Accessed 21.08.25]

Unless otherwise noted, overweight refers to a BMI between 25kg and 29.9kg/m², obesity refers to a BMI greater than 30kg/m².

Women, 2019



Survey type: Self-reported

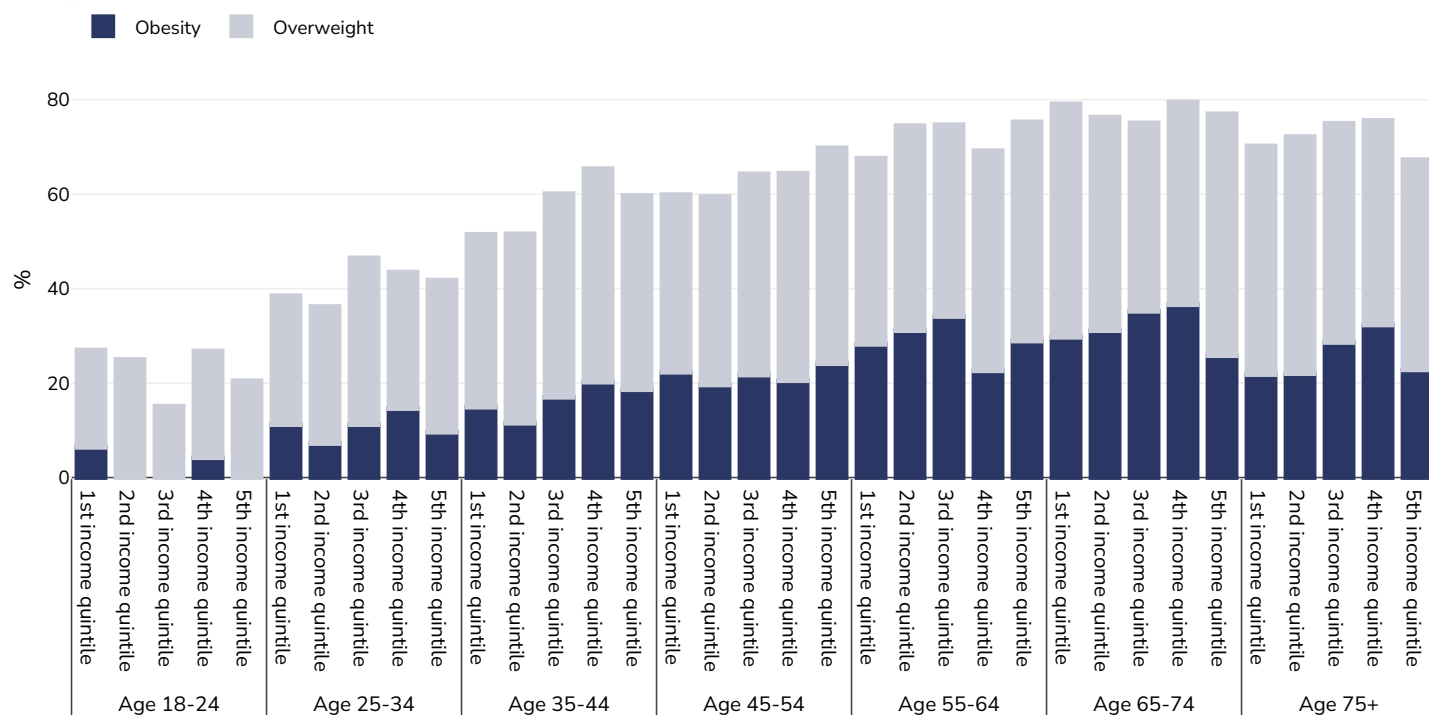
Area covered: National

References: Eurostat 2019. https://doi.org/10.2908/HLTH_EHIS_BM1U [Last Accessed 21.08.25]

Unless otherwise noted, overweight refers to a BMI between 25kg and 29.9kg/m², obesity refers to a BMI greater than 30kg/m².

Overweight/obesity by age and socio-economic group

Adults, 2019



Survey type: Self-reported

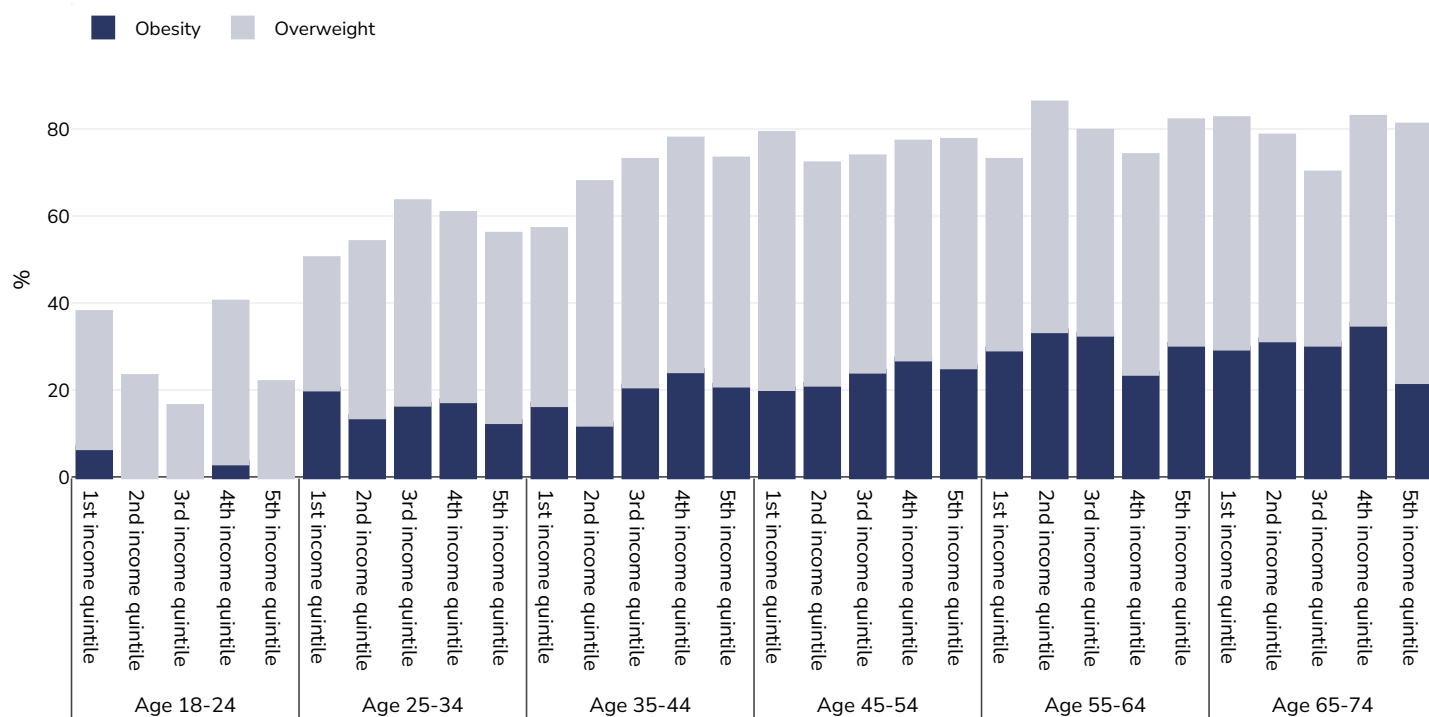
Area covered: National

References: Eurostat 2019. Available at https://appsso.eurostat.ec.europa.eu/nui/show.do?dataset=hlth_ehis_bm1i&lang=en (last accessed 09.08.21).

Notes: NB. Some age ranges missing due to insufficient data to display by age & income quintile

Unless otherwise noted, overweight refers to a BMI between 25kg and 29.9kg/m², obesity refers to a BMI greater than 30kg/m².

Men, 2019



Survey type: Self-reported

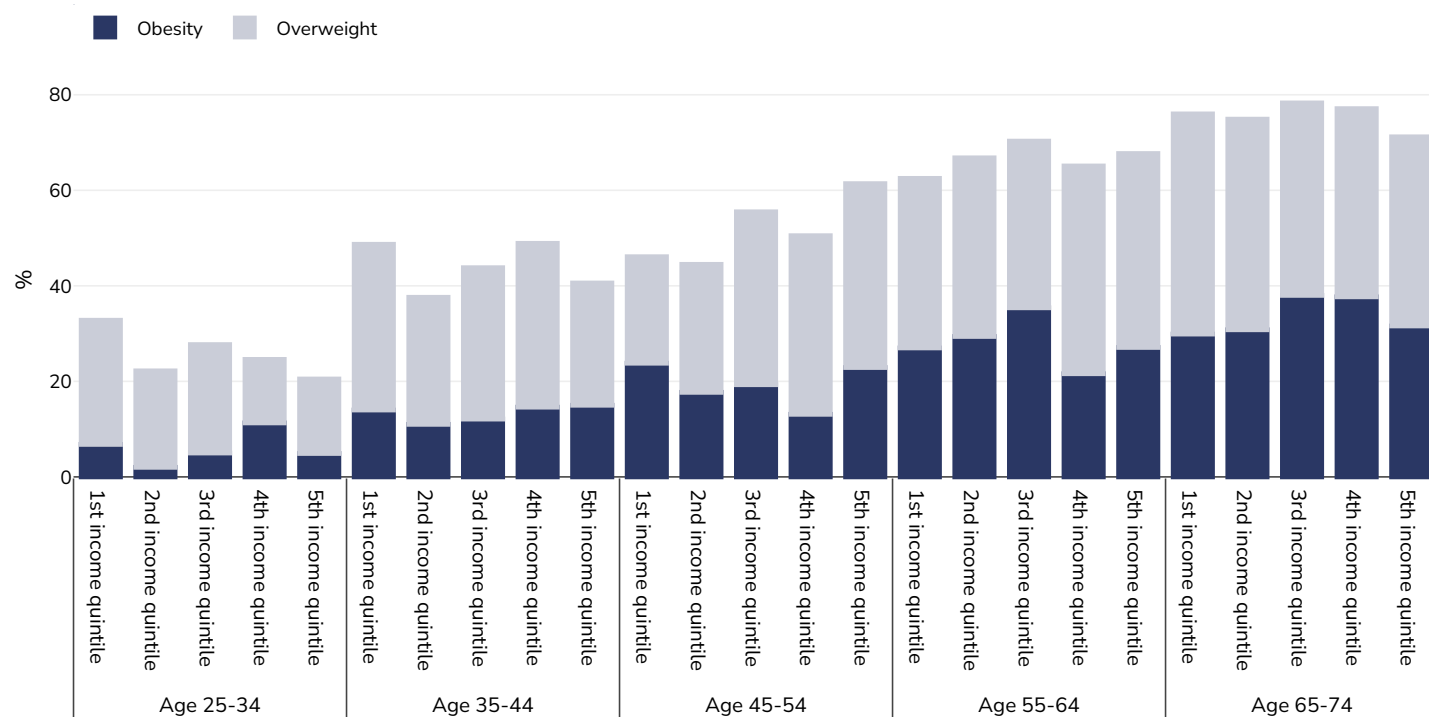
Area covered: National

References: Eurostat 2019. Available at https://appsso.eurostat.ec.europa.eu/nui/show.do?dataset=hlth_ehis_bm1i&lang=en (last accessed 09.08.21).

Notes: NB. Some age ranges missing due to insufficient data to display by age & income quintile

Unless otherwise noted, overweight refers to a BMI between 25kg and 29.9kg/m², obesity refers to a BMI greater than 30kg/m².

Women, 2019



Survey type:

Self-reported

Area covered:

National

References:

Eurostat 2019. Available at https://appsso.eurostat.ec.europa.eu/nui/show.do?dataset=hlth_ehis_bm1i&lang=en (last accessed 09.08.21).

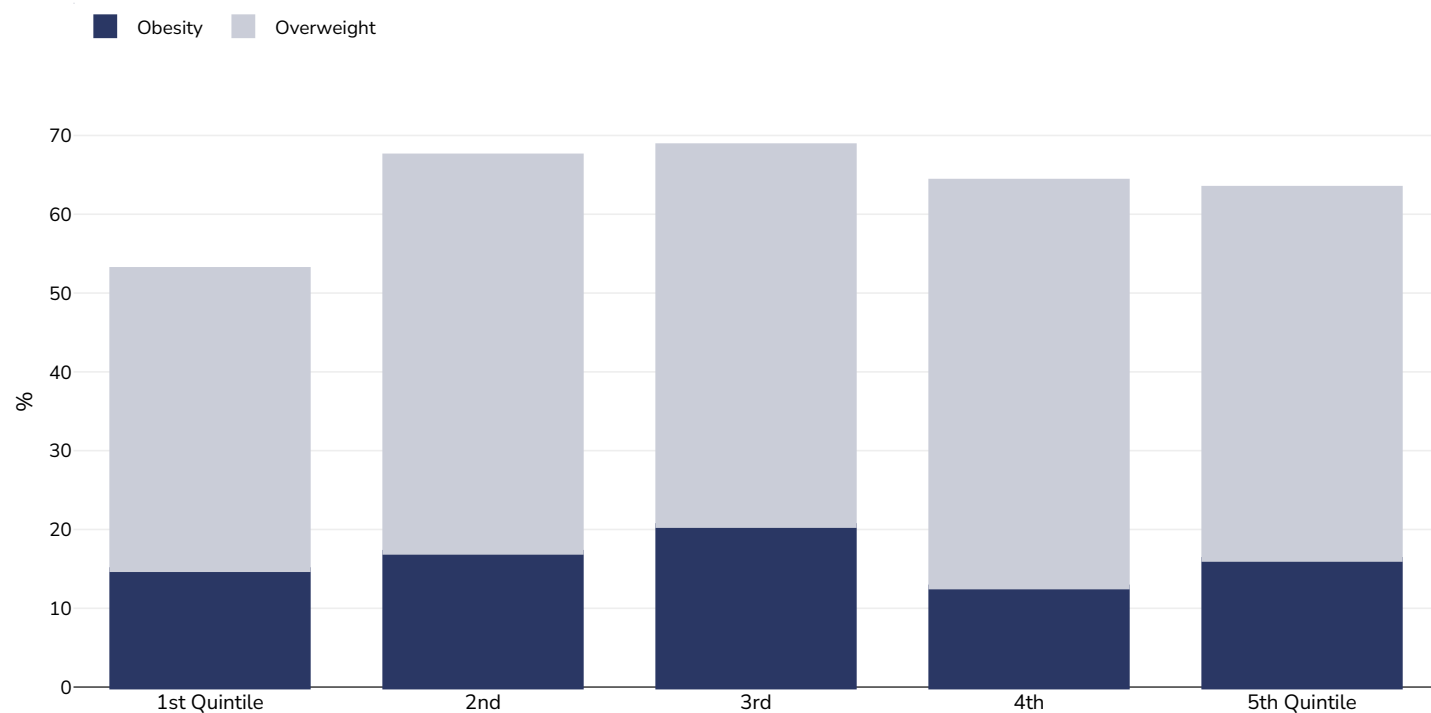
Notes:

NB. Some age ranges missing due to insufficient data to display by age & income quintile

Unless otherwise noted, overweight refers to a BMI between 25kg and 29.9kg/m², obesity refers to a BMI greater than 30kg/m².

Overweight/obesity by socio-economic group

Men, 2014



Survey type: Self-reported

Age: 18+

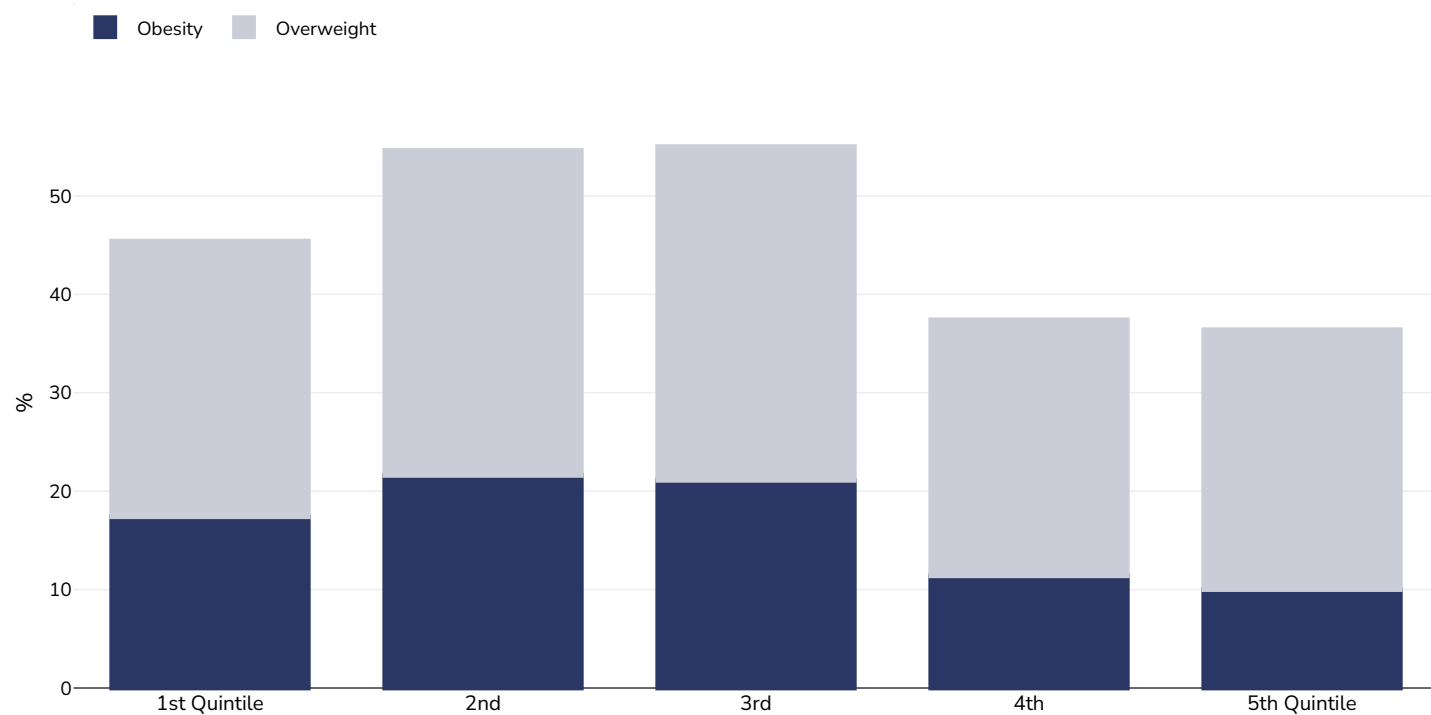
Area covered: National

References: 2014 Eurostat Database: http://appsso.eurostat.ec.europa.eu/nui/show.do?dataset=hlth_ehis_bm1e&lang=en (last accessed 25.08.20)

Notes: 1st Quintile (lowest income), 5th Quintile (highest income) Please note where data = zero, there were insufficient data.

Unless otherwise noted, overweight refers to a BMI between 25kg and 29.9kg/m², obesity refers to a BMI greater than 30kg/m².

Women, 2014



Survey type: Self-reported

Age: 18+

Area covered: National

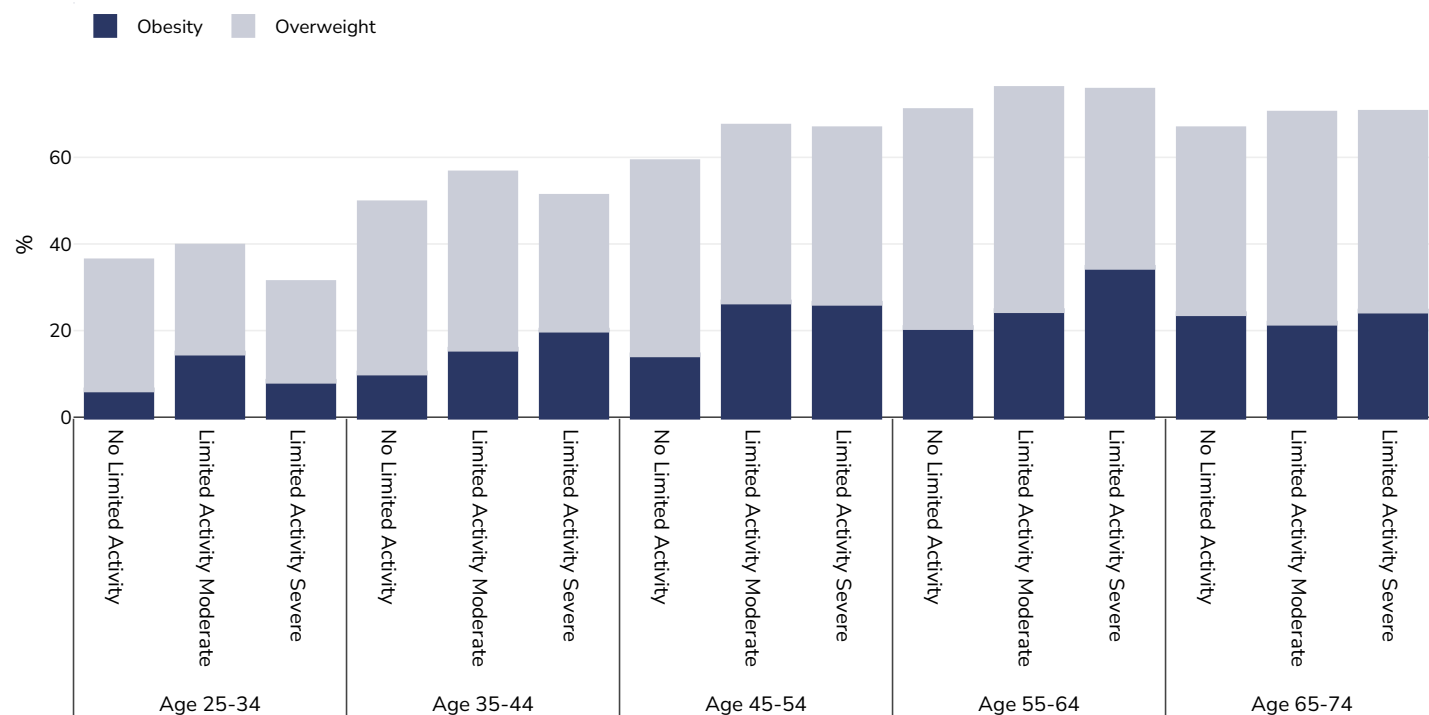
References: 2014 Eurostat Database: http://appsso.eurostat.ec.europa.eu/nui/show.do?dataset=hlth_ehis_bm1e&lang=en (last accessed 25.08.20)

Notes: 1st Quintile (lowest income), 5th Quintile (highest income) Please note where data = zero, there were insufficient data.

Unless otherwise noted, overweight refers to a BMI between 25kg and 29.9kg/m², obesity refers to a BMI greater than 30kg/m².

Overweight/obesity by age and limited activity

Adults, 2014



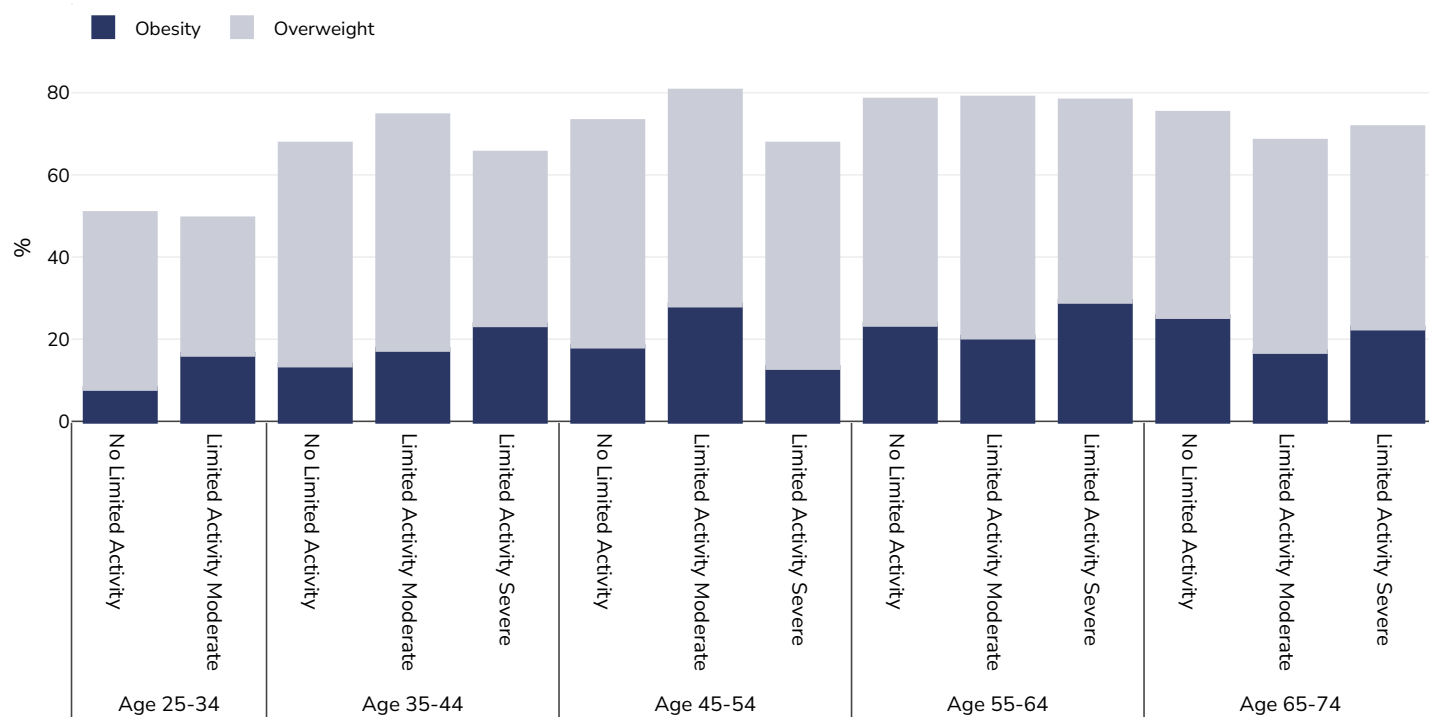
Survey type: Self-reported

Area covered: National

References: Eurostat 2014 available at <https://appsso.eurostat.ec.europa.eu/nui/submitViewTableAction.do> (last accessed 06.10.21)

Unless otherwise noted, overweight refers to a BMI between 25kg and 29.9kg/m², obesity refers to a BMI greater than 30kg/m².

Men, 2014



Survey type:

Self-reported

Area covered:

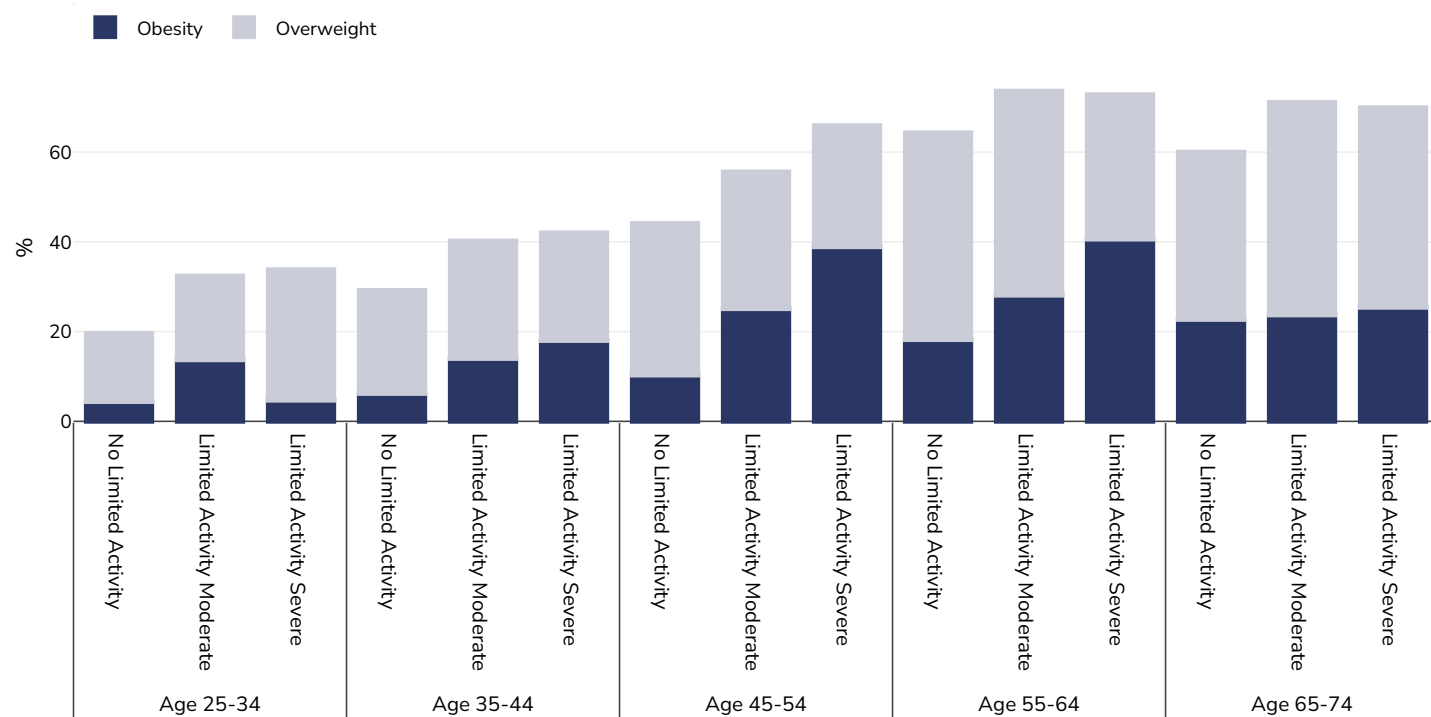
National

References:

Eurostat 2014 available at <https://appsso.eurostat.ec.europa.eu/nui/submitViewTableAction.do> (last accessed 06.10.21)

Unless otherwise noted, overweight refers to a BMI between 25kg and 29.9kg/m², obesity refers to a BMI greater than 30kg/m².

Women, 2014



Survey type: Self-reported

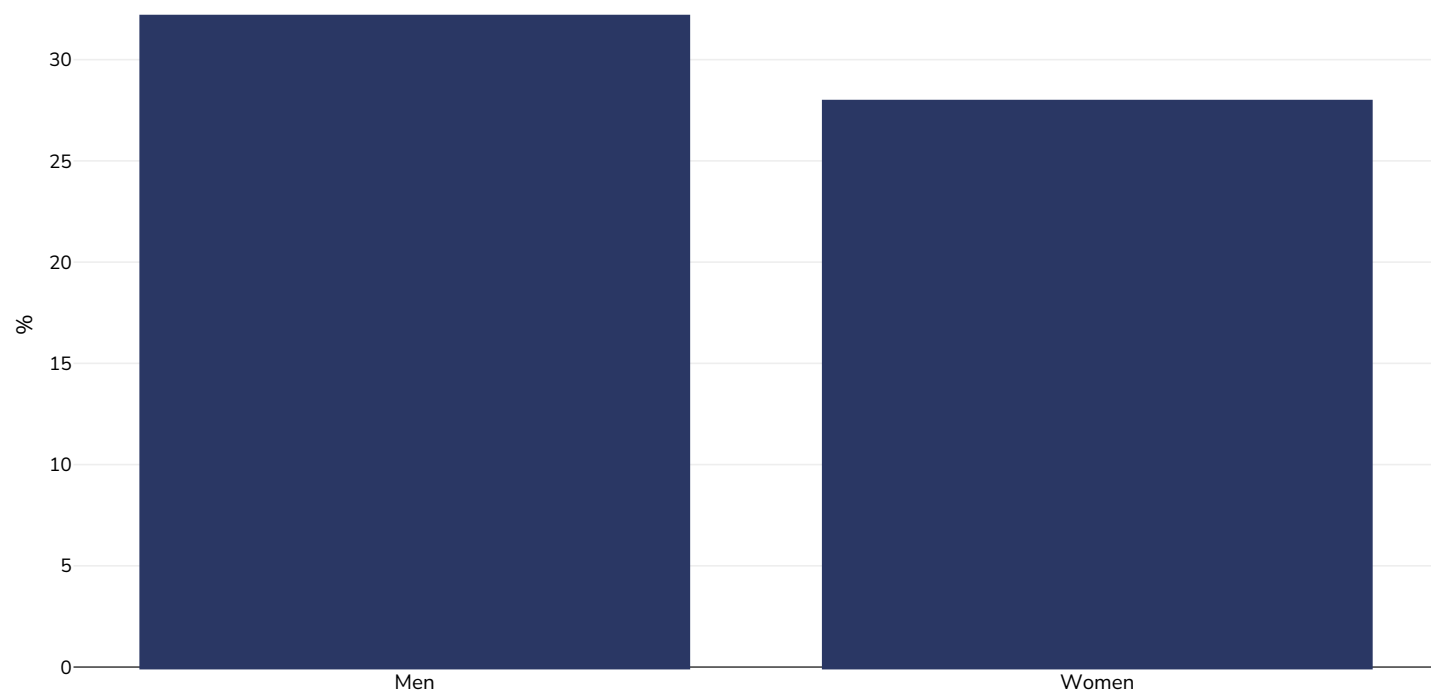
Area covered: National

References: Eurostat 2014 available at <https://appsso.eurostat.ec.europa.eu/nui/submitViewTableAction.do> (last accessed 06.10.21)

Unless otherwise noted, overweight refers to a BMI between 25kg and 29.9kg/m², obesity refers to a BMI greater than 30kg/m².

Double burden of underweight & overweight

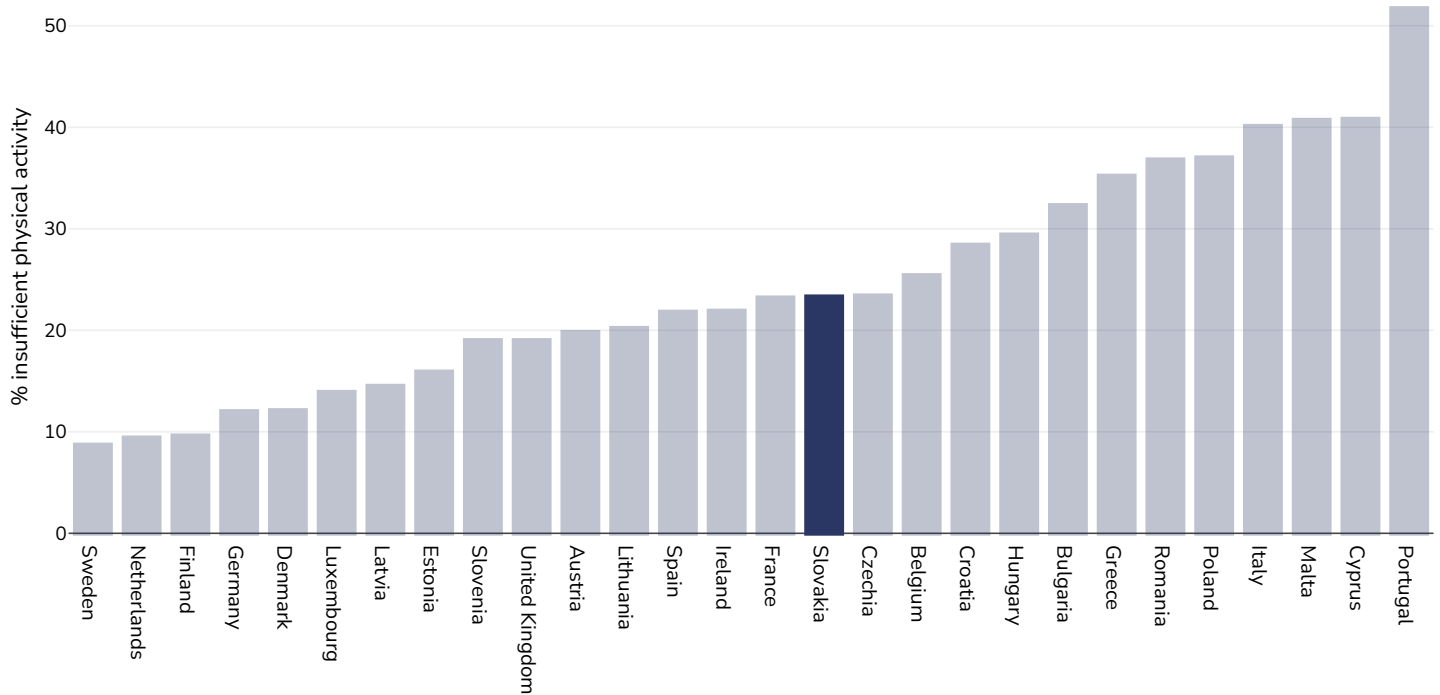
Adults, 2022



Survey type:	Measured
Age:	20+
References:	NCD Risk Factor Collaboration (NCD-RisC). Worldwide trends in underweight and obesity from 1990 to 2022: a pooled analysis of 3663 population representative studies with 222 million children, adolescents, and adults. Lancet 2024; published online Feb 29. https://doi.org/10.1016/S0140-6736(23)02750-2 .
Notes:	Age Standardised estimates
Definitions:	Combined prevalence of BMI<18.5 kg/m ² and BMI>=30 kg/m ² (double burden of underweight and obesity)

Insufficient physical activity

Adults, 2022



Survey type: Self-reported

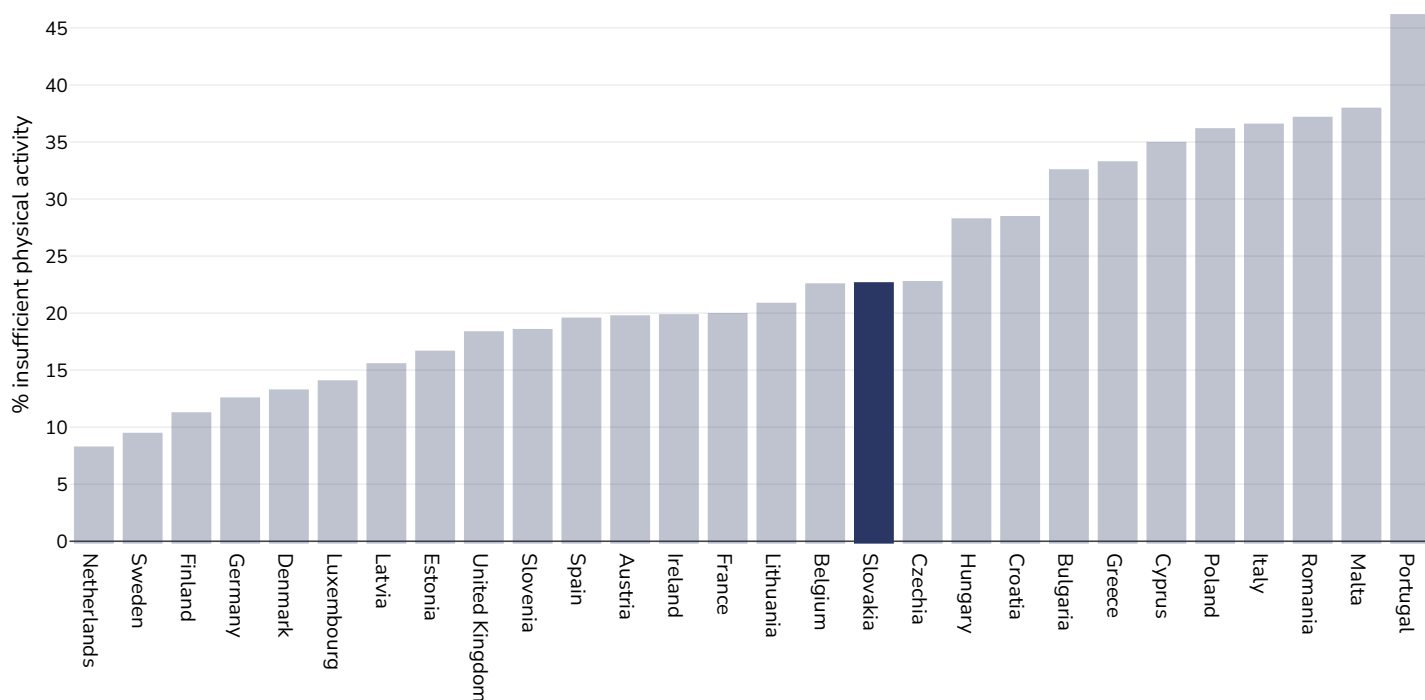
Age: 18+

Area covered: National

References: WHO (2024). Prevalence of insufficient physical activity among adults aged 18-years age-standardized estimate in 2022. Available at [https://www.who.int/data/gho/data/indicators/indicator-details/GHO/prevalence-of-insufficient-physical-activity-among-adults-aged-18-years-\(age-standardized-estimate\)-\(-\)](https://www.who.int/data/gho/data/indicators/indicator-details/GHO/prevalence-of-insufficient-physical-activity-among-adults-aged-18-years-(age-standardized-estimate)-(-))

Definitions: Percent of population attaining less than 150 minutes of moderate-intensity physical activity per week, or less than 75 minutes of vigorous-intensity physical activity per week, or equivalent.

Men, 2022



Survey type: Self-reported

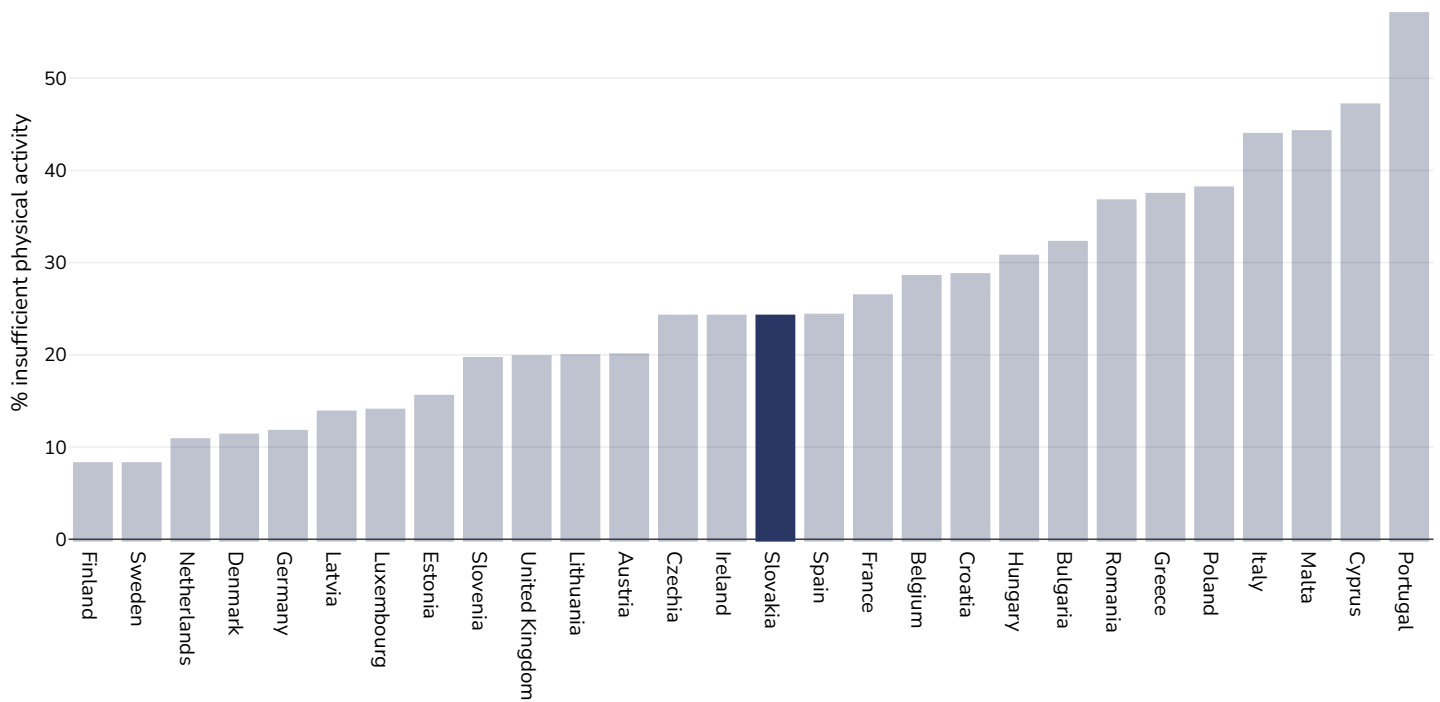
Age: 18+

Area covered: National

References: WHO (2024). Prevalence of insufficient physical activity among adults aged 18-years age-standardized estimate in 2022. Available at [https://www.who.int/data/gho/data/indicators/indicator-details/GHO/prevalence-of-insufficient-physical-activity-among-adults-aged-18-years-\(age-standardized-estimate\)-\(-\)](https://www.who.int/data/gho/data/indicators/indicator-details/GHO/prevalence-of-insufficient-physical-activity-among-adults-aged-18-years-(age-standardized-estimate)-(-))

Definitions: Percent of population attaining less than 150 minutes of moderate-intensity physical activity per week, or less than 75 minutes of vigorous-intensity physical activity per week, or equivalent.

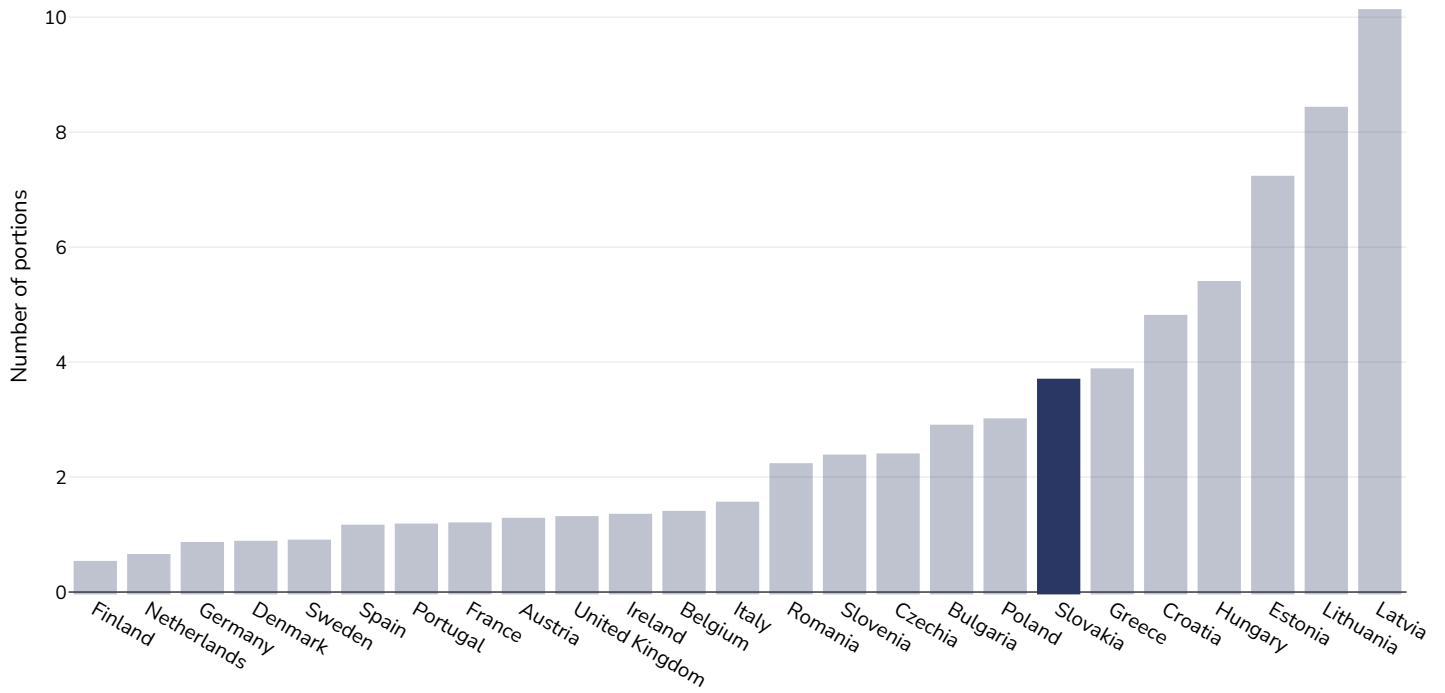
Women, 2022



Survey type:	Self-reported
Age:	18+
Area covered:	National
References:	WHO (2024). Prevalence of insufficient physical activity among adults aged 18-years age-standardized estimate in 2022. Available at https://www.who.int/data/gho/data/indicators/indicator-details/GHO/prevalence-of-insufficient-physical-activity-among-adults-aged-18-years-(age-standardized-estimate)-(-)
Definitions:	Percent of population attaining less than 150 minutes of moderate-intensity physical activity per week, or less than 75 minutes of vigorous-intensity physical activity per week, or equivalent.

Sugar consumption

Adults, 2016



References:

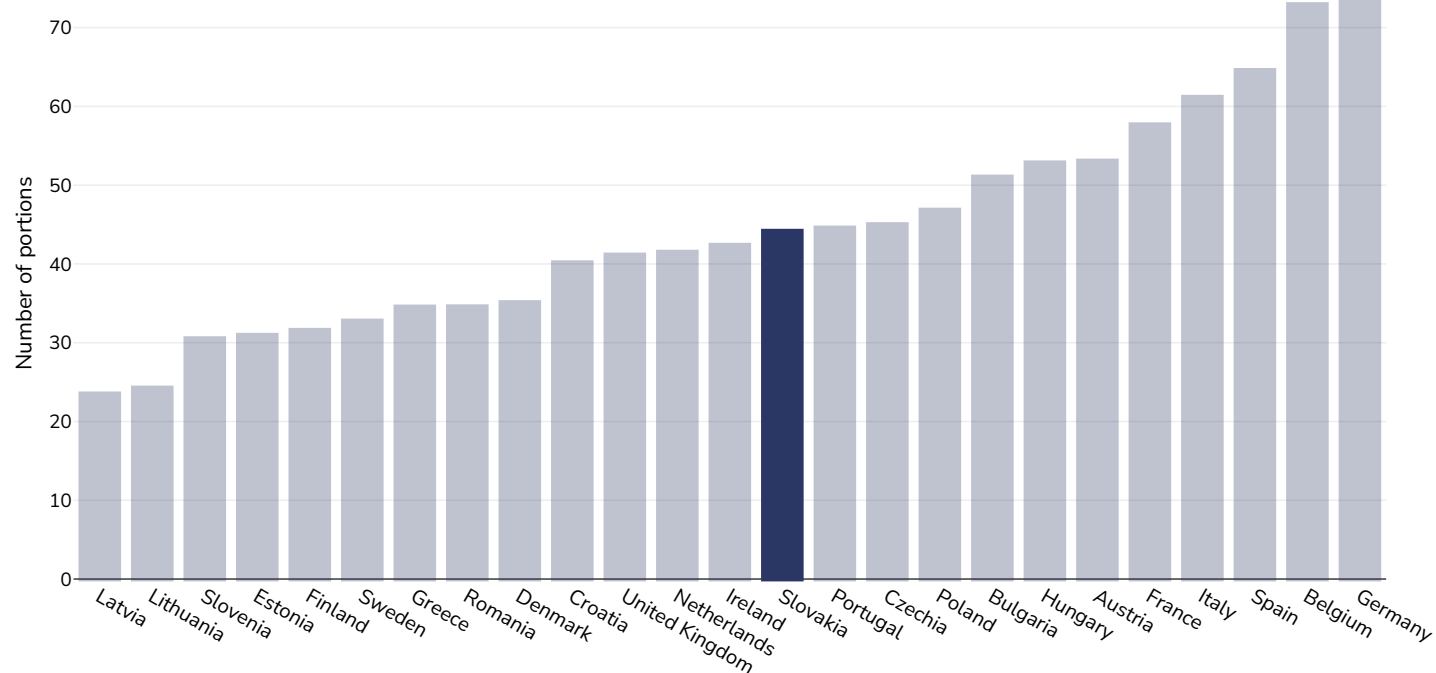
Source: Euromonitor International

Definitions:

Sugar consumption (Number of 500g sugar portions/person/month)

Estimated per capita sugar sweetened beverages intake

Adults, 2016

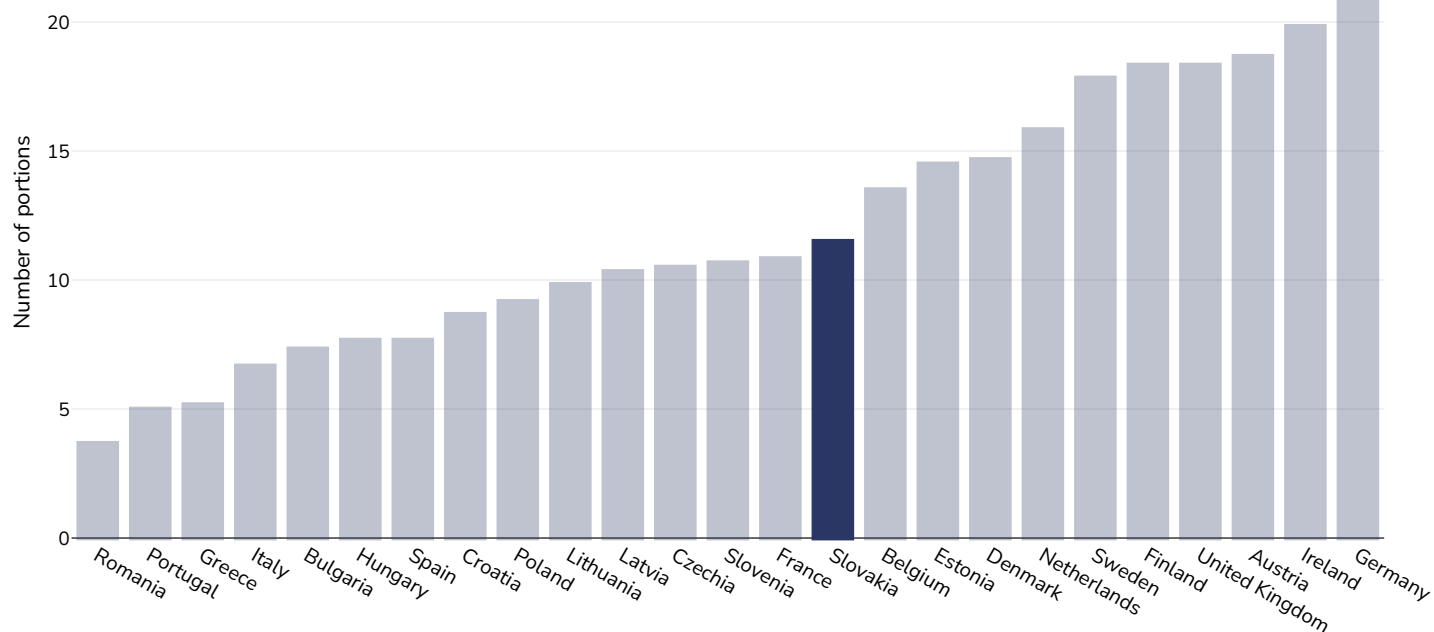


References:

Source: Euromonitor International

Prevalence of confectionery consumption

Adults, 2016



References:

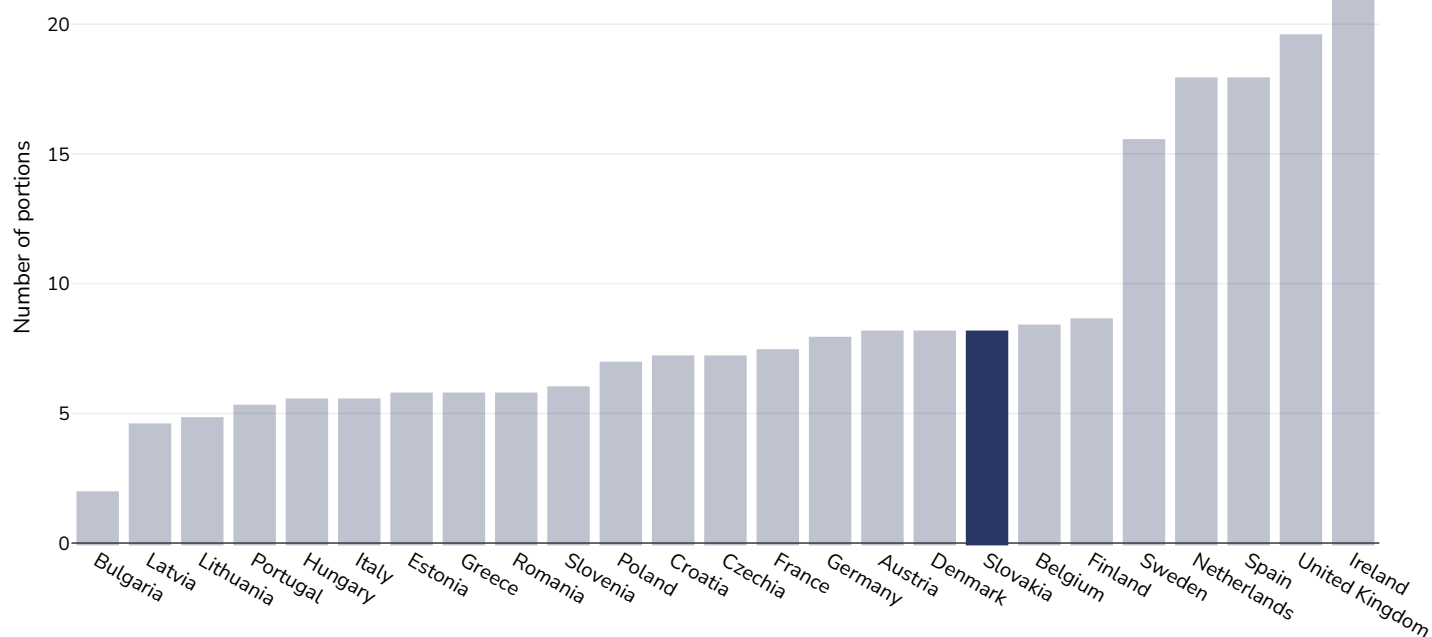
Source: Euromonitor International

Definitions:

Prevalence of confectionery consumption (Number of 50g confectionery portions/person/month)

Prevalence of sweet/savoury snack consumption

Adults, 2016



References:

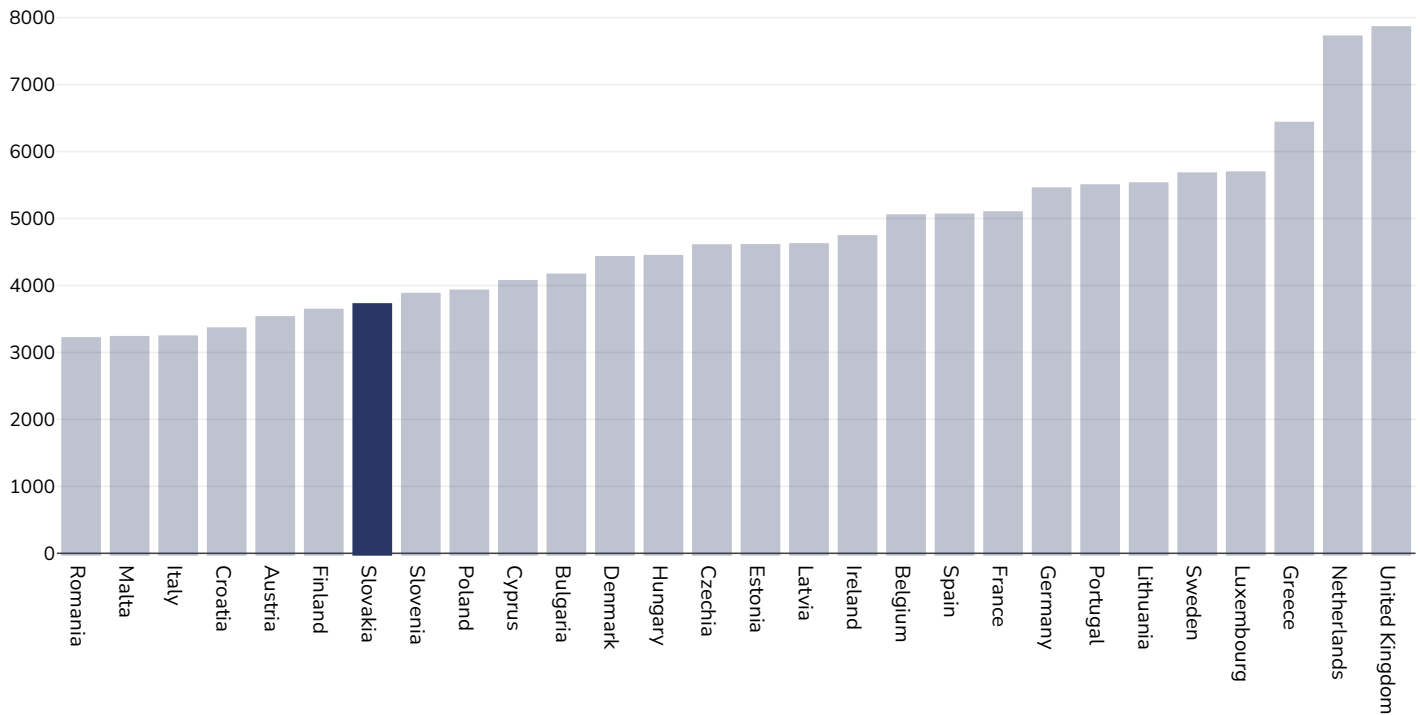
Source: Euromonitor International

Definitions:

Prevalence of sweet/savoury snack consumption (Number of 35g sweet/savoury snack portions/person/month)

Mental health - depression disorders

Adults, 2023



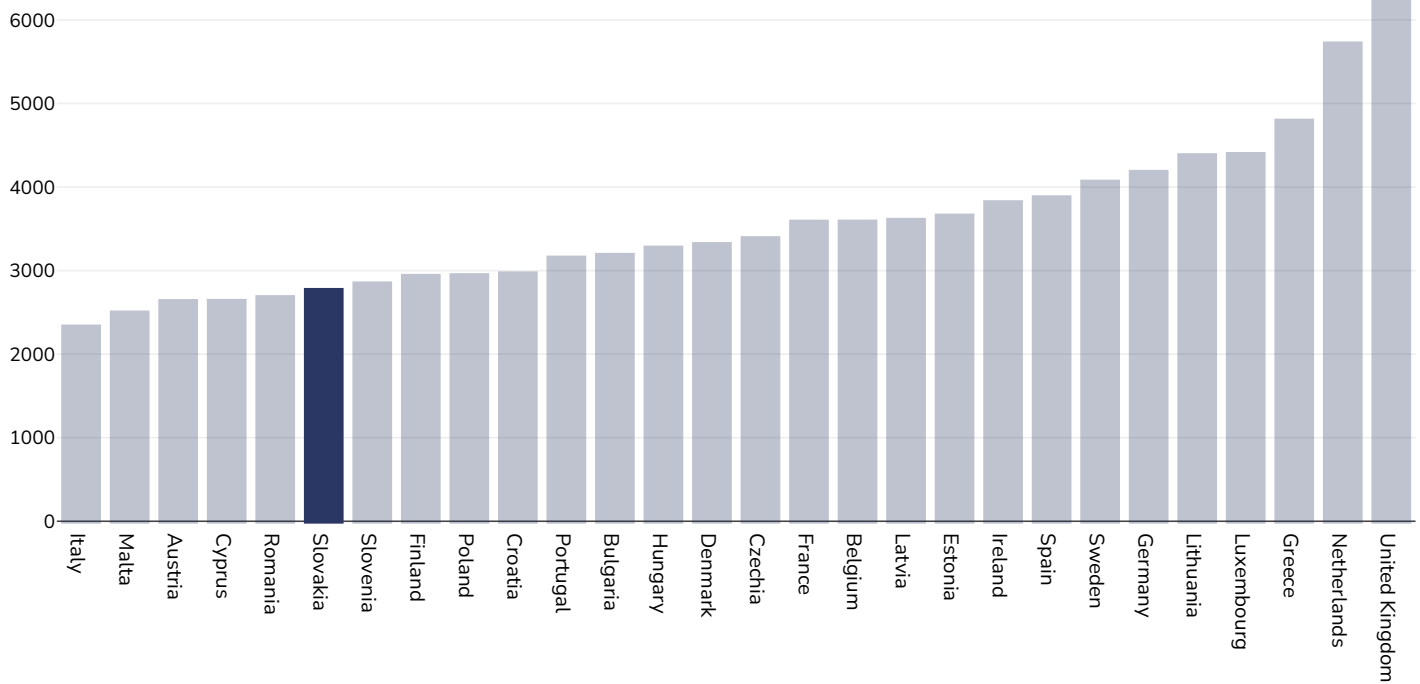
Age: 20+

Area covered: National

References: Institute for Health Metrics and Evaluation (IHME). GBD Compare Data Visualization. Global Burden of Disease (GBD) Study 2023. Seattle, WA: IHME, University of Washington, 2025. Available from <https://vizhub.healthdata.org/gbd-compare/> [Accessed 17.03.26]

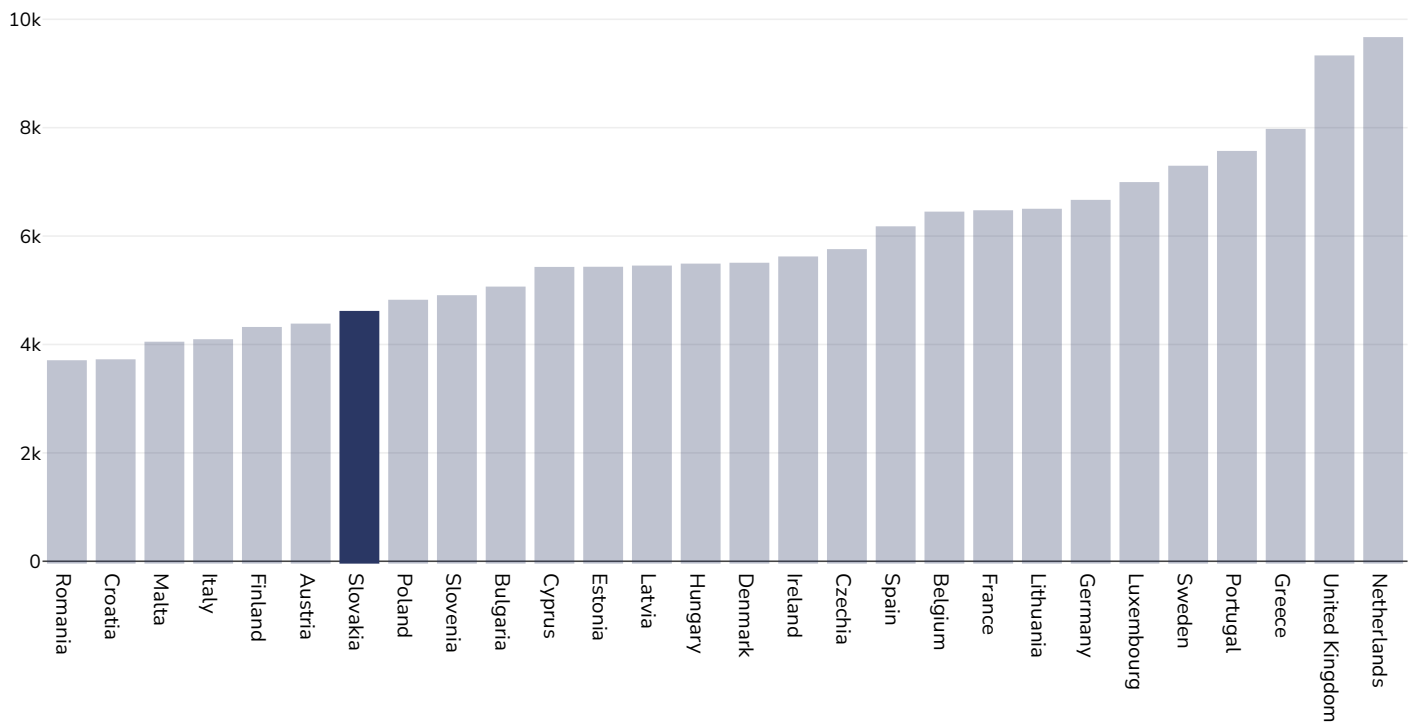
Definitions: Estimated number living with depressive disorders per 100,000 population (20+ years of age)

Men, 2023



Age:	20+
Area covered:	National
References:	Institute for Health Metrics and Evaluation (IHME). GBD Compare Data Visualization. Global Burden of Disease (GBD) Study 2023. Seattle, WA: IHME, University of Washington, 2025. Available from https://vizhub.healthdata.org/gbd-compare/ [Accessed 17.03.26]
Definitions:	Estimated number living with depressive disorders per 100,000 population (20+ years of age)

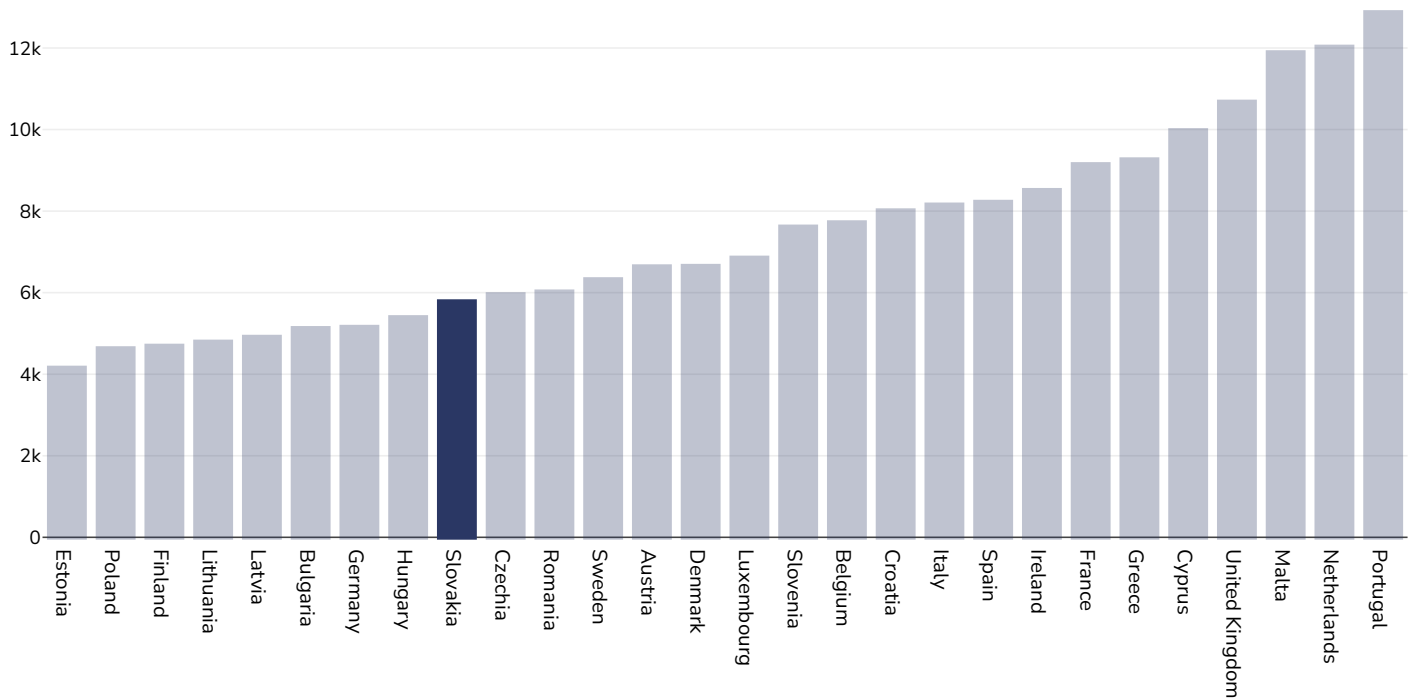
Women, 2023



Age:	20+
Area covered:	National
References:	Institute for Health Metrics and Evaluation (IHME). GBD Compare Data Visualization. Global Burden of Disease (GBD) Study 2023. Seattle, WA: IHME, University of Washington, 2025. Available from https://vizhub.healthdata.org/gbd-compare/ [Accessed 17.03.26]
Definitions:	Estimated number living with depressive disorders per 100,000 population (20+ years of age)

Mental health - anxiety disorders

Adults, 2023



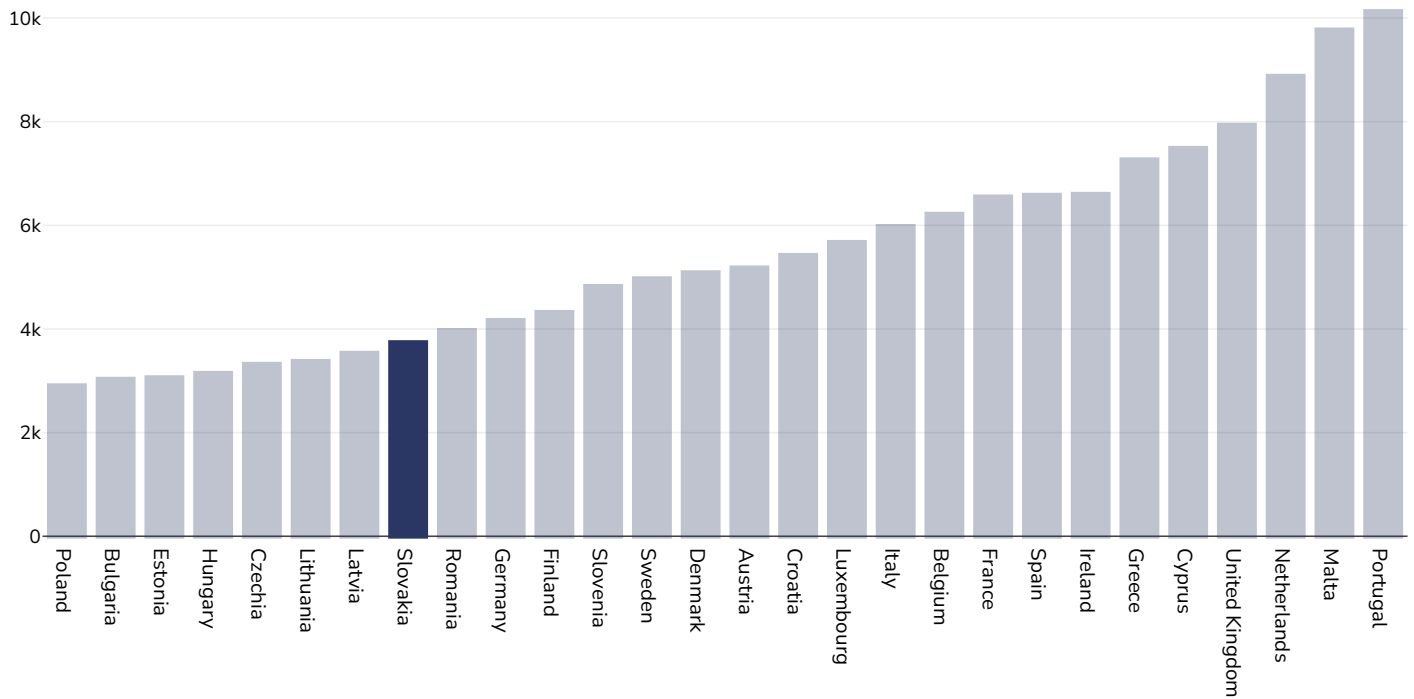
Age: 20+

Area covered: National

References: Institute for Health Metrics and Evaluation (IHME). GBD Compare Data Visualization. Global Burden of Disease (GBD) Study 2023. Seattle, WA: IHME, University of Washington, 2025. Available from <https://vizhub.healthdata.org/gbd-compare/> [Accessed 17.03.26]

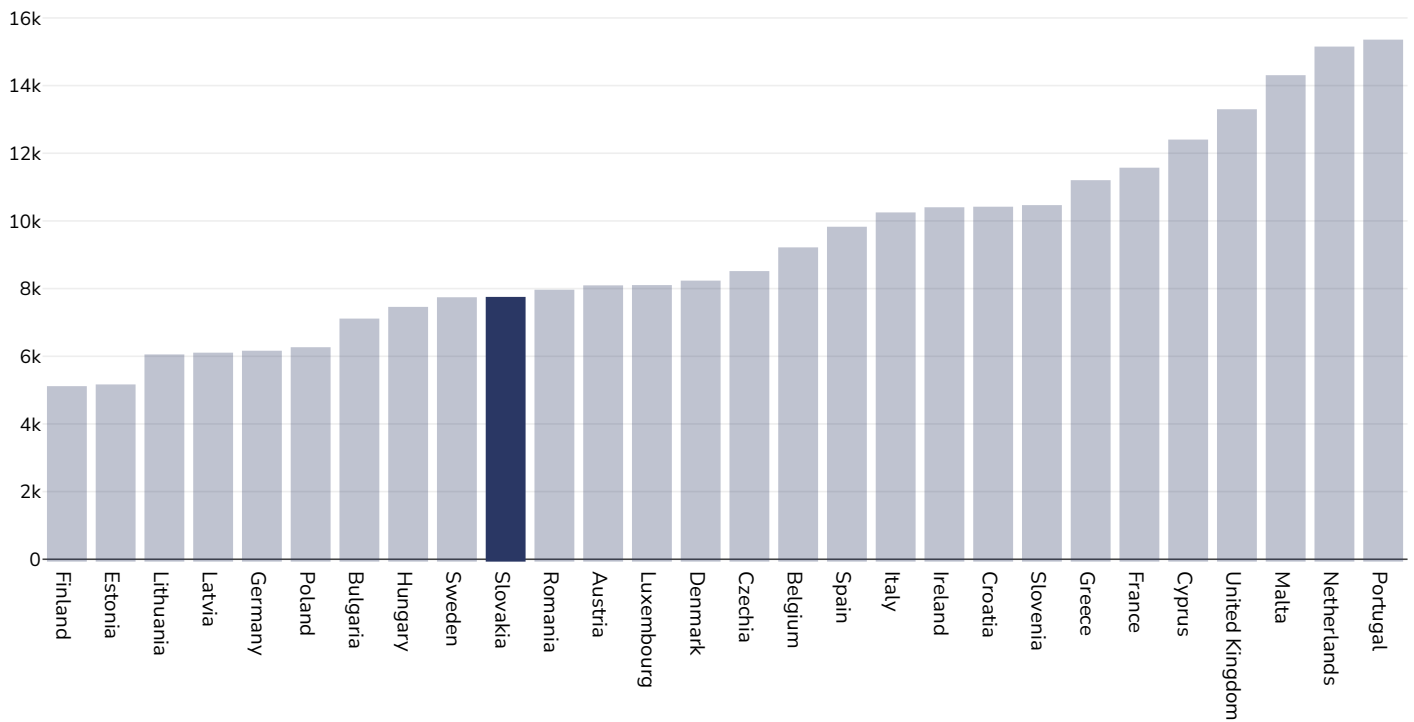
Definitions: Estimated number living with anxiety disorders per 100,000 population (20+ years of age)

Men, 2023



Age:	20+
Area covered:	National
References:	Institute for Health Metrics and Evaluation (IHME). GBD Compare Data Visualization. Global Burden of Disease (GBD) Study 2023. Seattle, WA: IHME, University of Washington, 2025. Available from https://vizhub.healthdata.org/gbd-compare/ [Accessed 17.03.26]
Definitions:	Estimated number living with anxiety disorders per 100,000 population (20+ years of age)

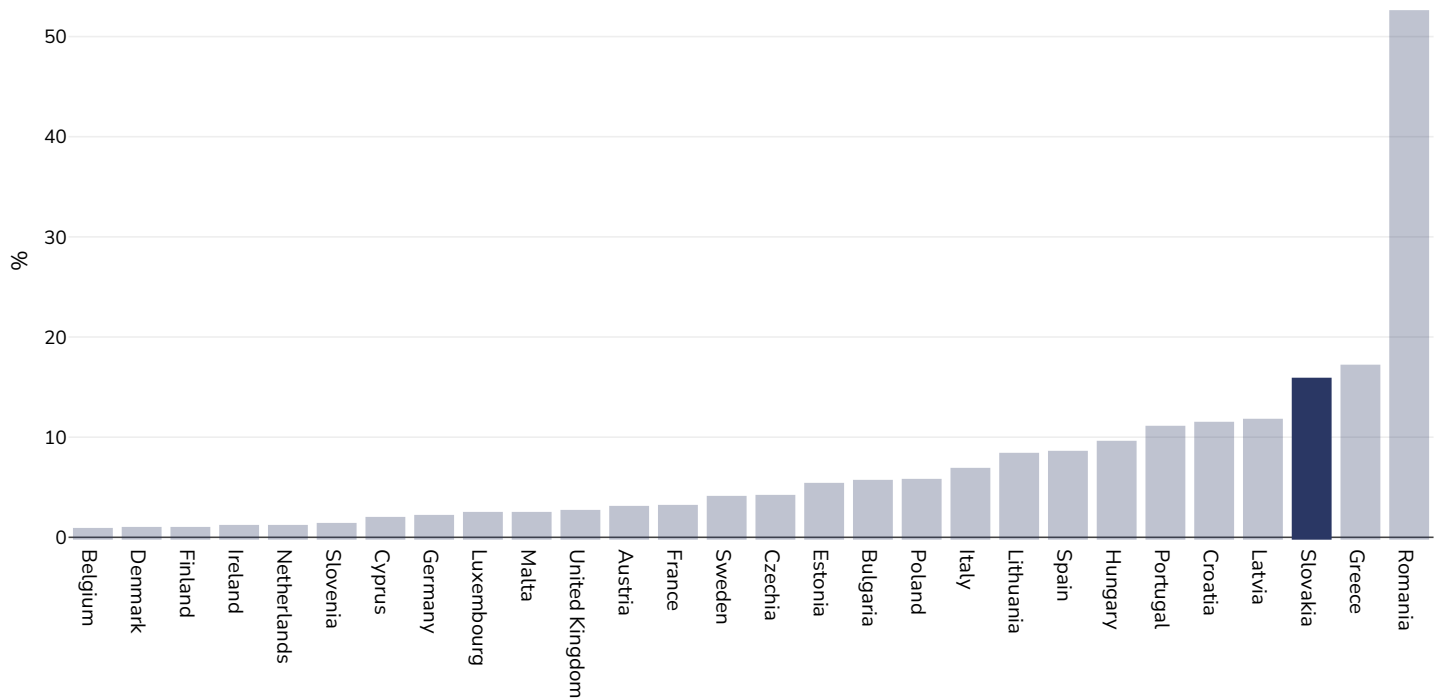
Women, 2023



Age:	20+
Area covered:	National
References:	Institute for Health Metrics and Evaluation (IHME). GBD Compare Data Visualization. Global Burden of Disease (GBD) Study 2023. Seattle, WA: IHME, University of Washington, 2025. Available from https://vizhub.healthdata.org/gbd-compare/ [Accessed 17.03.26]
Definitions:	Estimated number living with anxiety disorders per 100,000 population (20+ years of age)

Percent of population who cannot afford a healthy diet

Adults, 2024



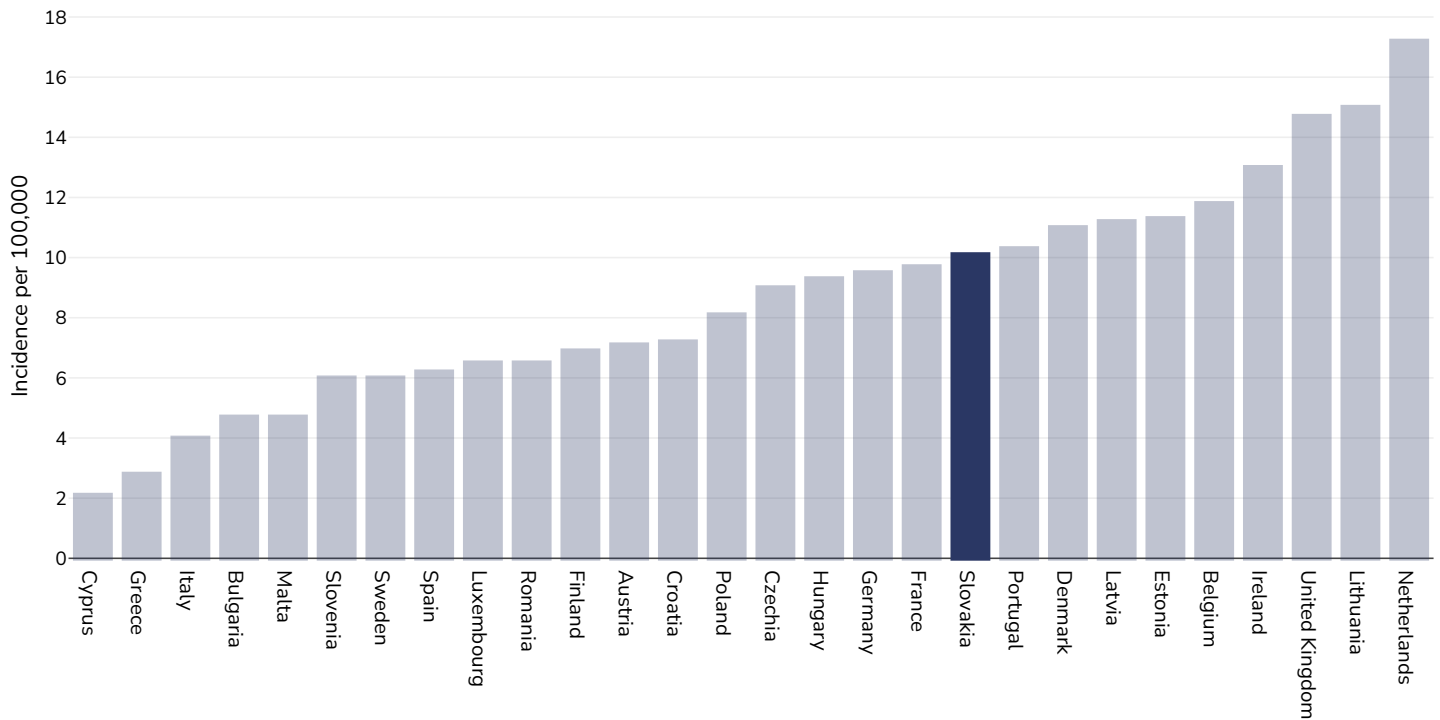
Area covered: National

References: FAO. 2025. FAOSTAT: Cost and Affordability of a Healthy Diet (CoAHD). <https://www.fao.org/faostat/en/#data/CAHD>. Licence: CC-BY-4.0. [Last Accessed 15.10.25]

Notes: The percent of the population whose food budget is below the cost of a healthy diet.

Oesophageal cancer

Men, 2022



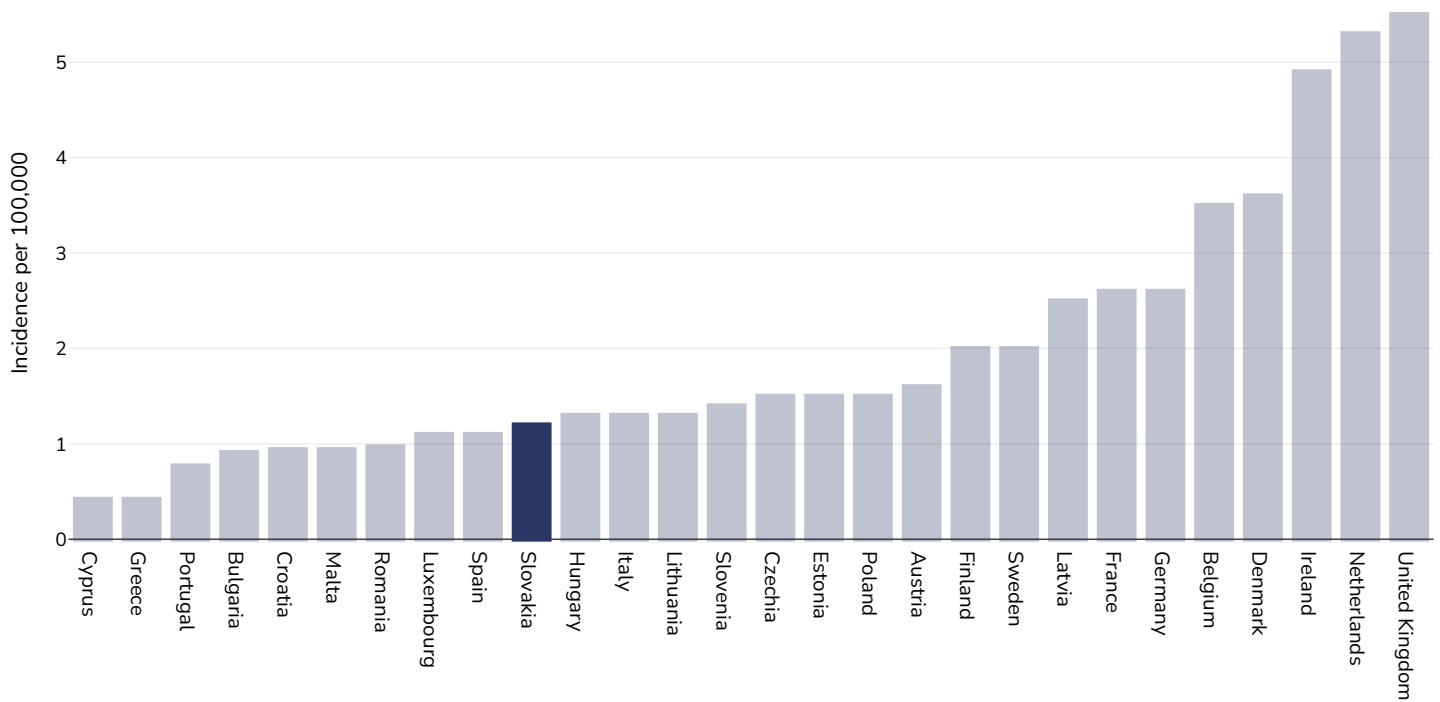
Age: 20+

Area covered: National

References: Ferlay J, Ervik M, Lam F, Laversanne M, Colombet M, Mery L, Piñeros M, Znaor A, Soerjomataram I, Bray F (2024). Global Cancer Observatory: Cancer Today. Lyon, France: International Agency for Research on Cancer. Available from: <https://gco.iarc.who.int/today>, accessed [16.07.24]

Definitions: Incidence per 100,000

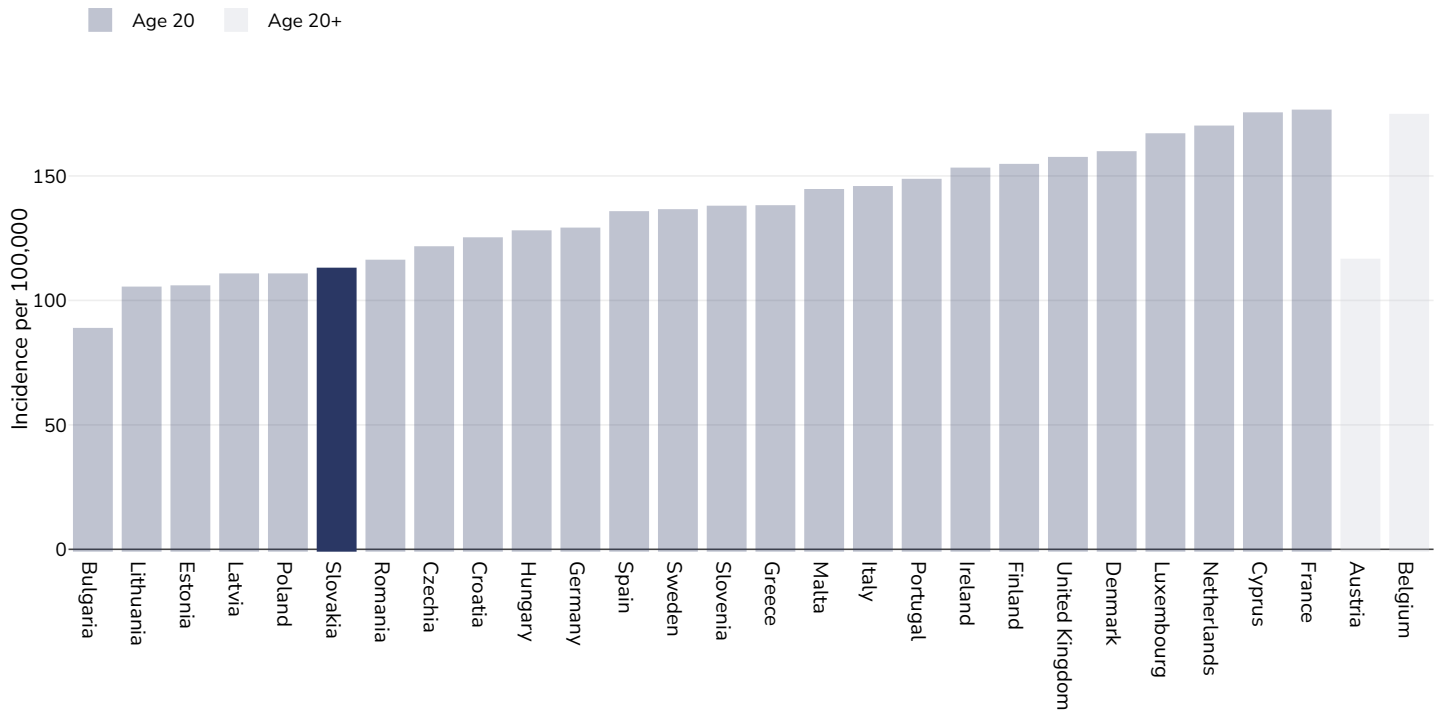
Women, 2022



Age:	20+
Area covered:	National
References:	Ferlay J, Ervik M, Lam F, Laversanne M, Colombet M, Mery L, Piñeros M, Znaor A, Soerjomataram I, Bray F (2024). Global Cancer Observatory: Cancer Today. Lyon, France: International Agency for Research on Cancer. Available from: https://gco.iarc.who.int/today , accessed [16.07.24]
Definitions:	Indicence per 100,000

Breast cancer

Women, 2022



Area covered:

National

References:

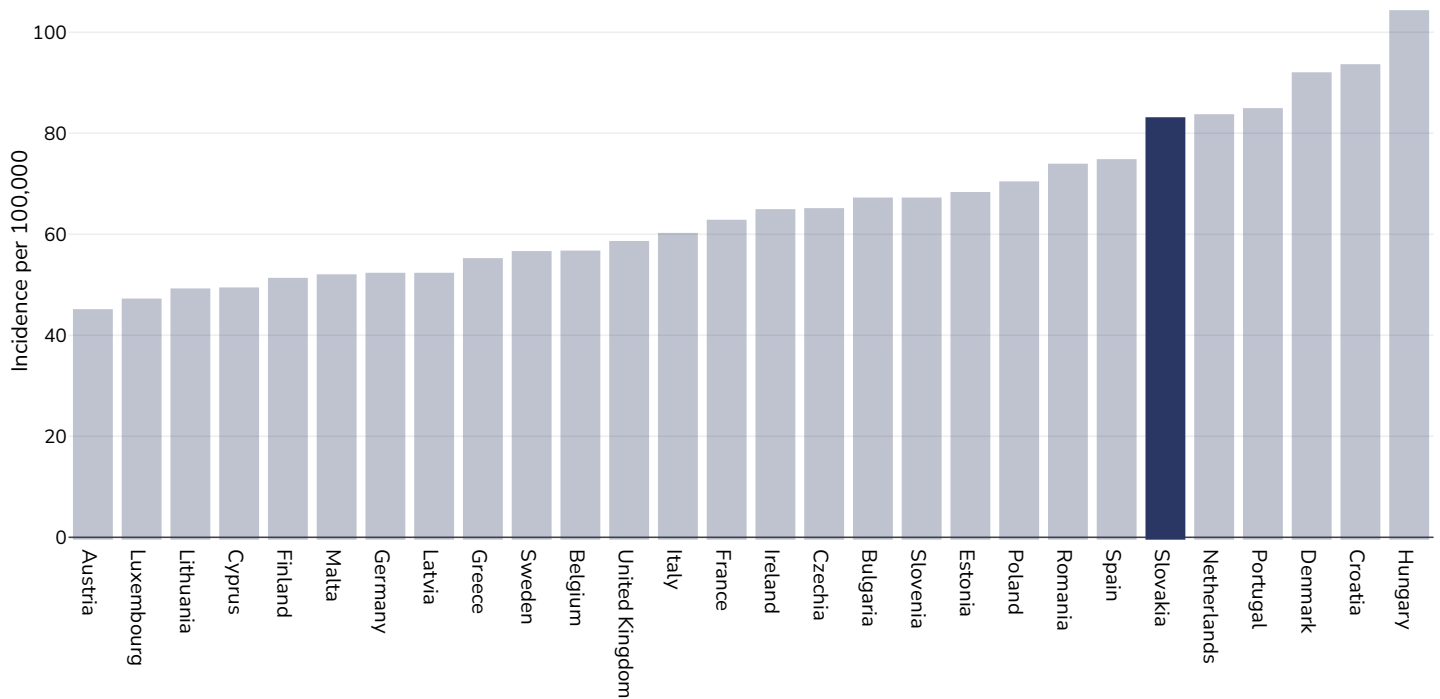
Ferlay J, Ervik M, Lam F, Laversanne M, Colombet M, Mery L, Piñeros M, Znaor A, Soerjomataram I, Bray F (2024). Global Cancer Observatory: Cancer Today. Lyon, France: International Agency for Research on Cancer. Available from: <https://gco.iarc.who.int/today>, accessed [16.07.24]

Definitions:

Incidence per 100,000

Colorectal cancer

Men, 2022



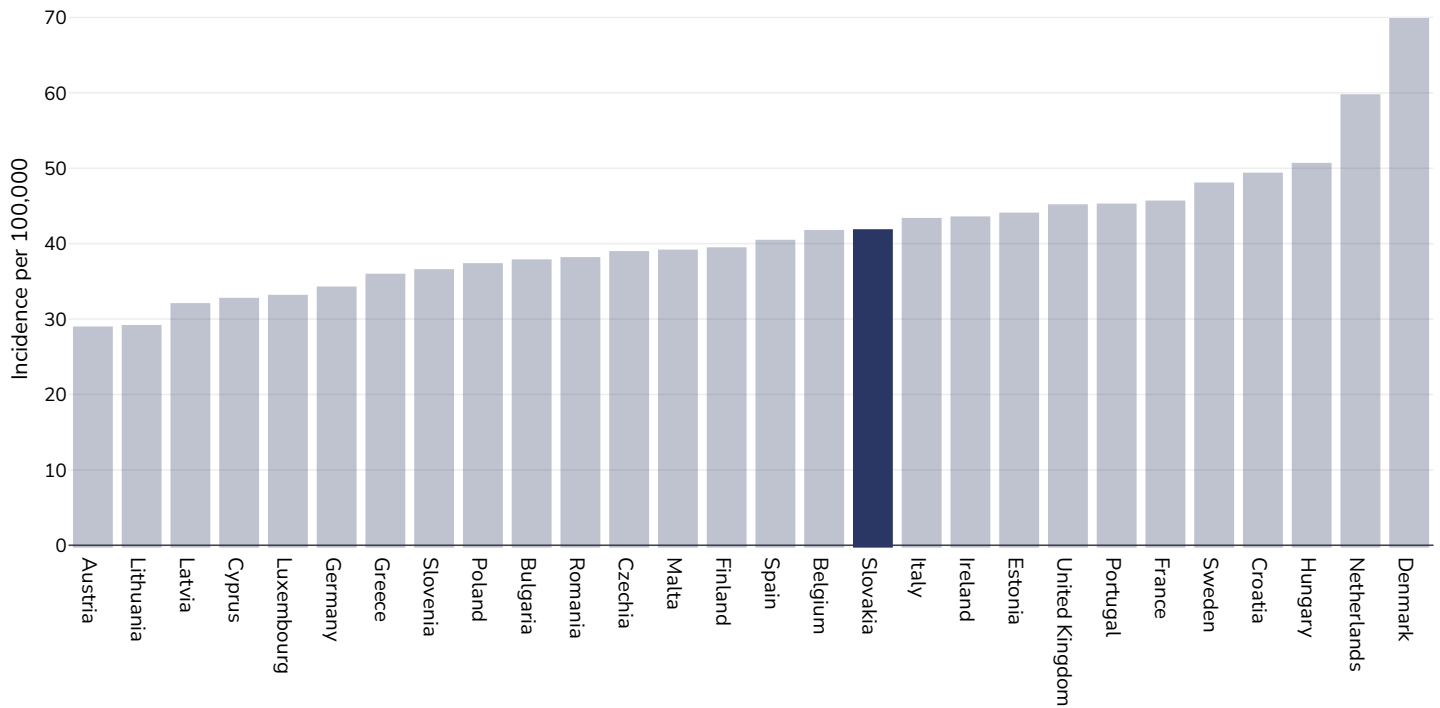
Age: 20+

Area covered: National

References: Ferlay J, Ervik M, Lam F, Laversanne M, Colombet M, Mery L, Piñeros M, Znaor A, Soerjomataram I, Bray F (2024). Global Cancer Observatory: Cancer Today. Lyon, France: International Agency for Research on Cancer. Available from: <https://gco.iarc.who.int/today>, accessed [16.07.24]

Definitions: Incidence per 100,000

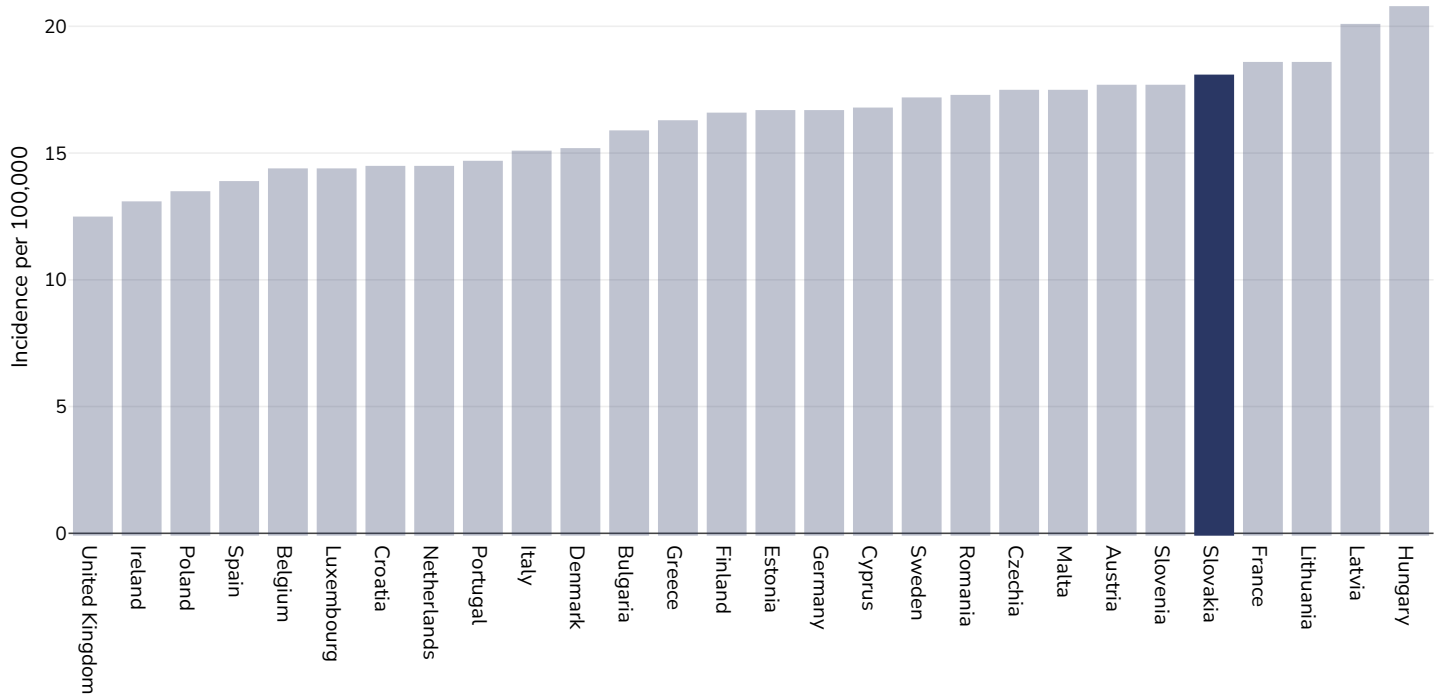
Women, 2022



Age:	20+
Area covered:	National
References:	Ferlay J, Ervik M, Lam F, Laversanne M, Colombet M, Mery L, Piñeros M, Znaor A, Soerjomataram I, Bray F (2024). Global Cancer Observatory: Cancer Today. Lyon, France: International Agency for Research on Cancer. Available from: https://gco.iarc.who.int/today , accessed [16.07.24]
Definitions:	Incidence per 100,000

Pancreatic cancer

Men, 2022



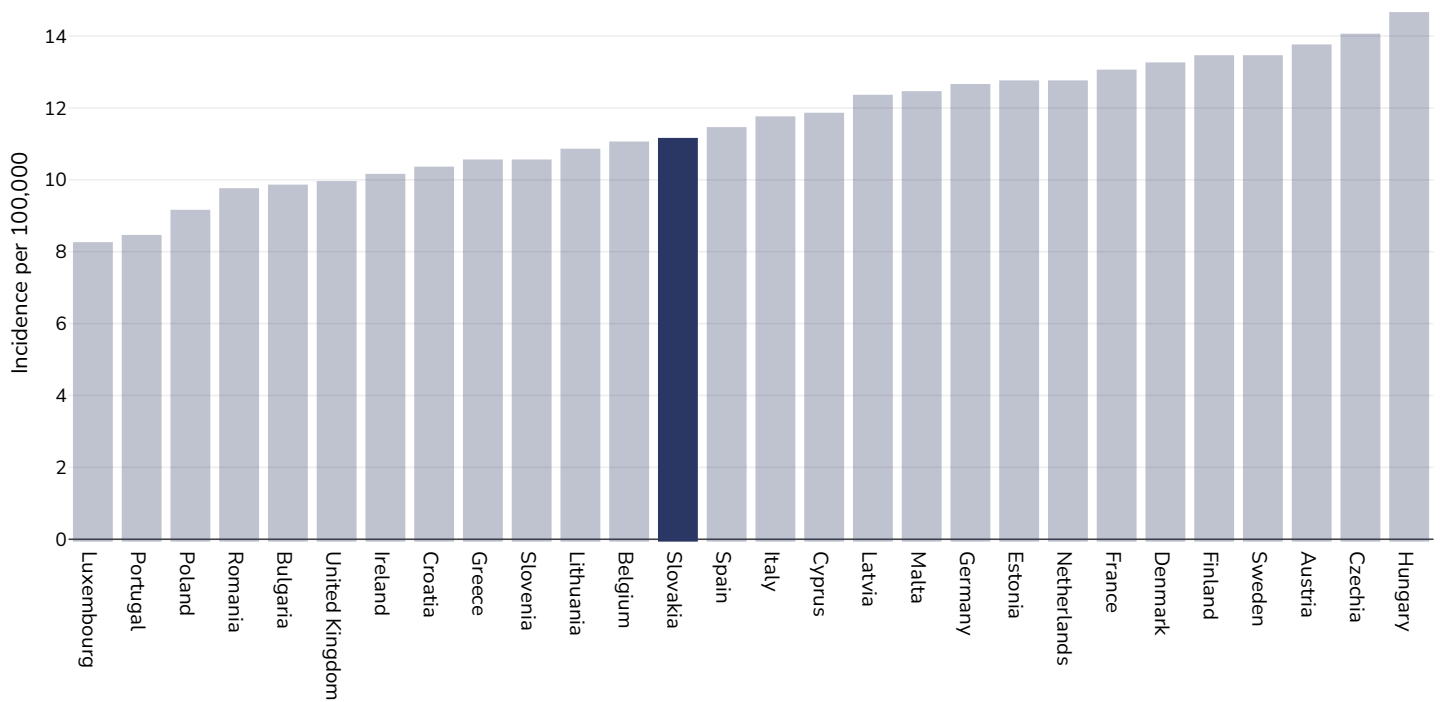
Age: 20+

Area covered: National

References: Ferlay J, Ervik M, Lam F, Laversanne M, Colombet M, Mery L, Piñeros M, Znaor A, Soerjomataram I, Bray F (2024). Global Cancer Observatory: Cancer Today. Lyon, France: International Agency for Research on Cancer. Available from: <https://gco.iarc.who.int/today>, accessed [16.07.24]

Definitions: Incidence per 100,000

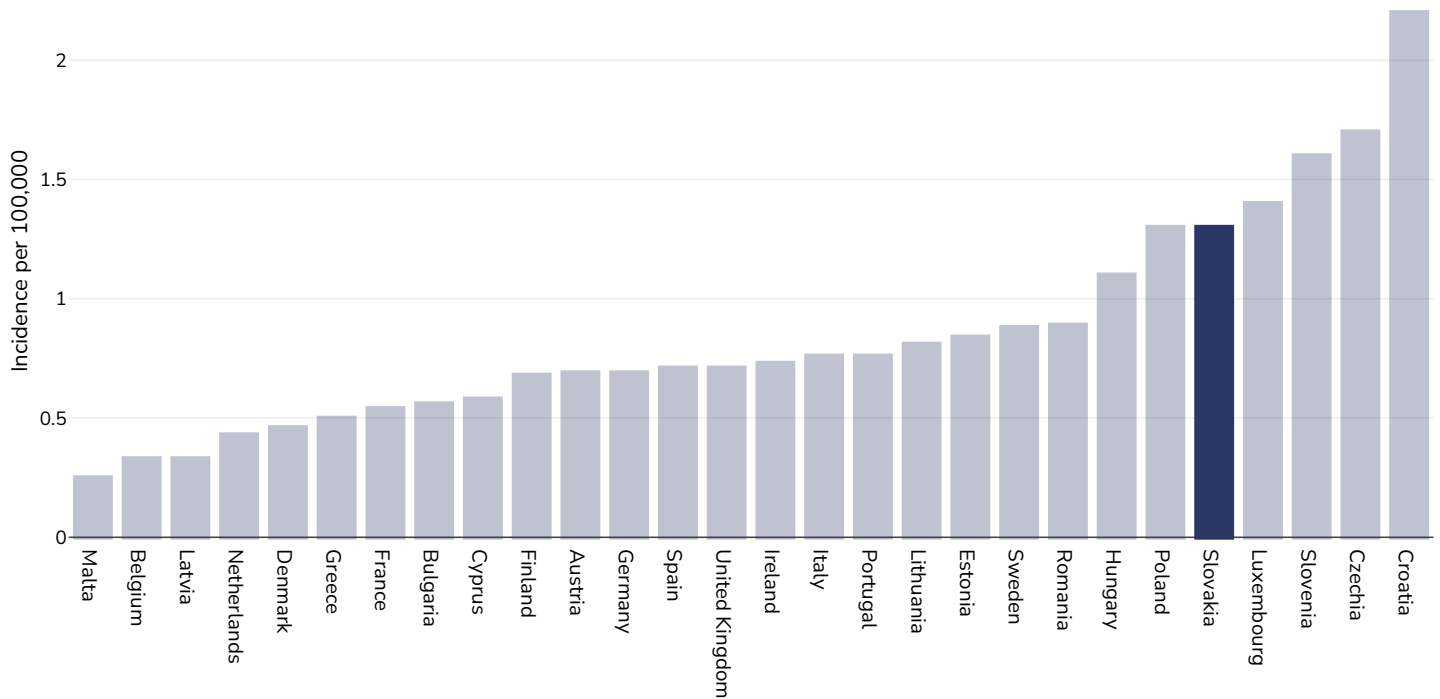
Women, 2022



Age:	20+
Area covered:	National
References:	Ferlay J, Ervik M, Lam F, Laversanne M, Colombet M, Mery L, Piñeros M, Znaor A, Soerjomataram I, Bray F (2024). Global Cancer Observatory: Cancer Today. Lyon, France: International Agency for Research on Cancer. Available from: https://gco.iarc.who.int/today , accessed [16.07.24]
Definitions:	Incidence per 100,000

Gallbladder cancer

Men, 2022



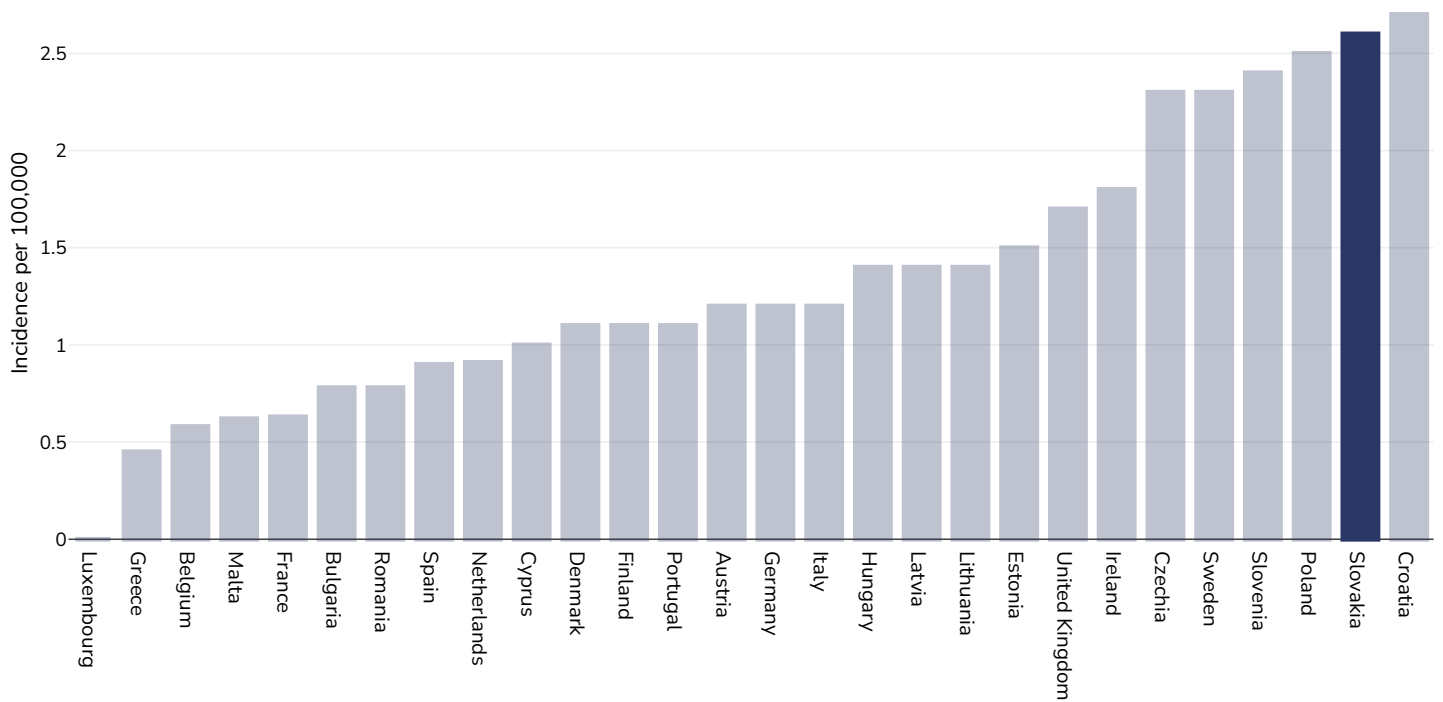
Age: 20+

Area covered: National

References: Ferlay J, Ervik M, Lam F, Laversanne M, Colombet M, Mery L, Piñeros M, Znaor A, Soerjomataram I, Bray F (2024). Global Cancer Observatory: Cancer Today. Lyon, France: International Agency for Research on Cancer. Available from: <https://gco.iarc.who.int/today>, accessed [16.07.24]

Definitions: Incidence per 100,000

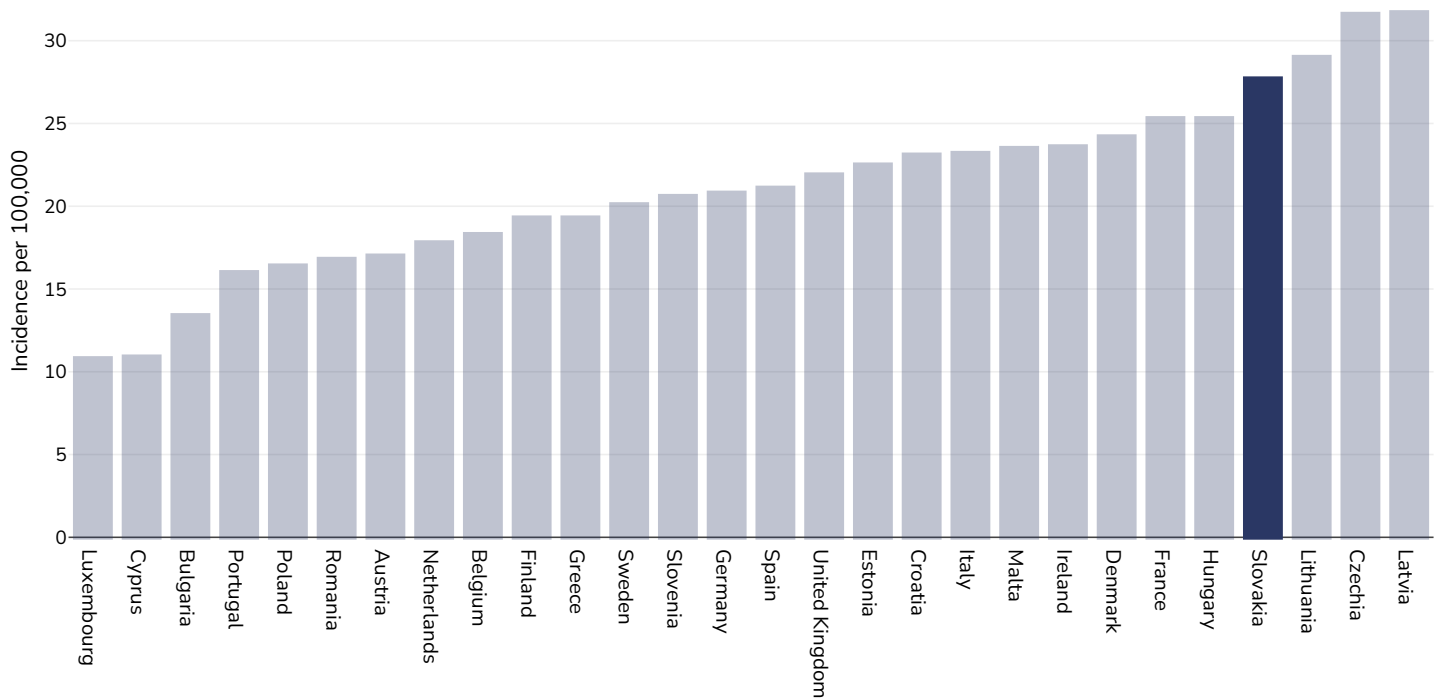
Women, 2022



Age:	20+
Area covered:	National
References:	Ferlay J, Ervik M, Lam F, Laversanne M, Colombet M, Mery L, Piñeros M, Znaor A, Soerjomataram I, Bray F (2024). Global Cancer Observatory: Cancer Today. Lyon, France: International Agency for Research on Cancer. Available from: https://gco.iarc.who.int/today , accessed [16.07.24]
Definitions:	Indicence per 100,000

Kidney cancer

Men, 2022



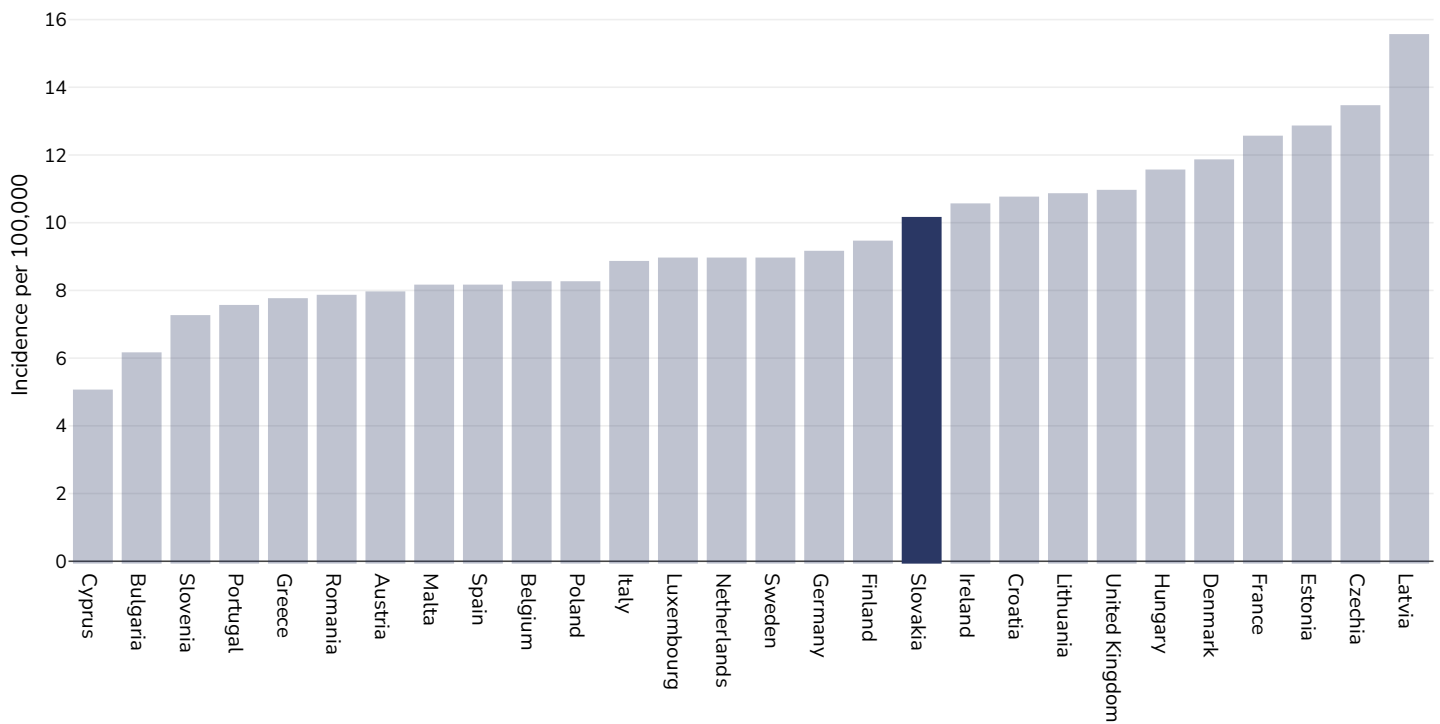
Age: 20+

Area covered: National

References: Ferlay J, Ervik M, Lam F, Laversanne M, Colombet M, Mery L, Piñeros M, Znaor A, Soerjomataram I, Bray F (2024). Global Cancer Observatory: Cancer Today. Lyon, France: International Agency for Research on Cancer. Available from: <https://gco.iarc.who.int/today>, accessed [16.07.24]

Definitions: Incidence per 100,000

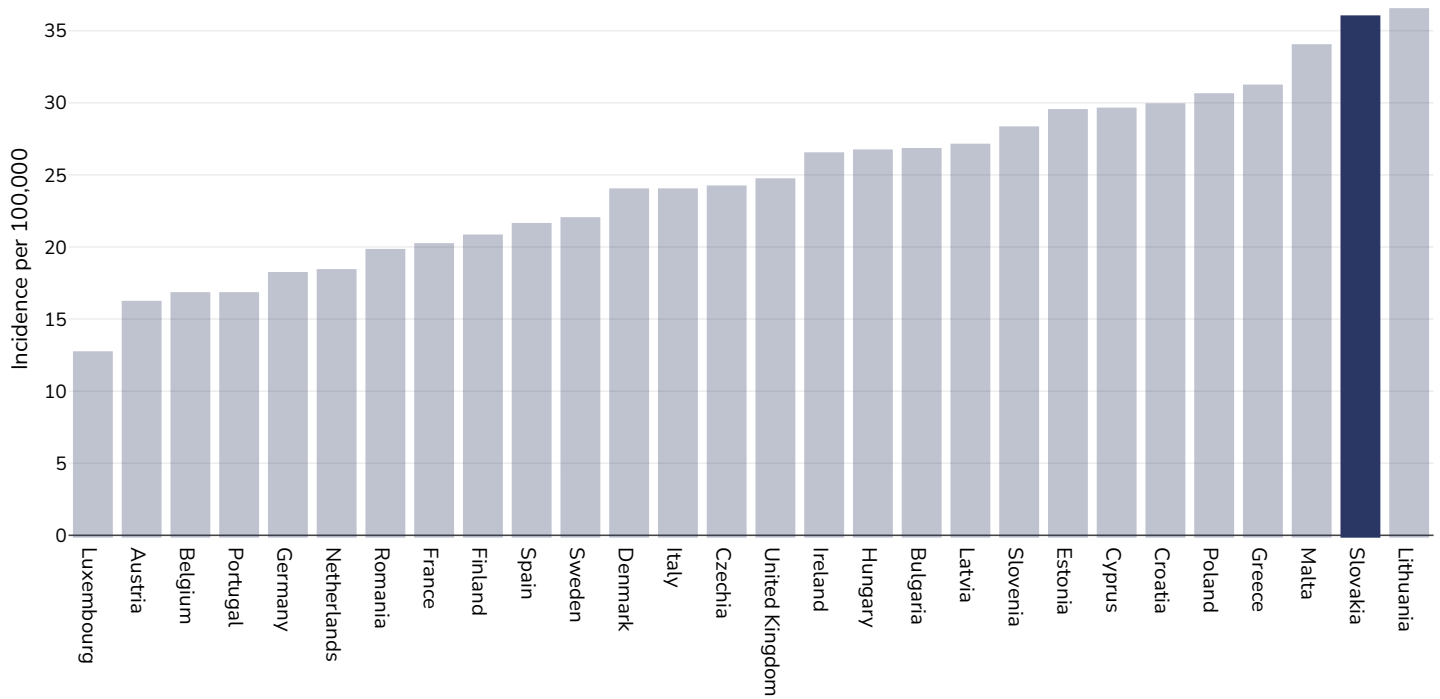
Women, 2022



Age:	20+
Area covered:	National
References:	Ferlay J, Ervik M, Lam F, Laversanne M, Colombet M, Mery L, Piñeros M, Znaor A, Soerjomataram I, Bray F (2024). Global Cancer Observatory: Cancer Today. Lyon, France: International Agency for Research on Cancer. Available from: https://gco.iarc.who.int/today , accessed [16.07.24]
Definitions:	Incidence per 100,000

Cancer of the uterus

Women, 2022



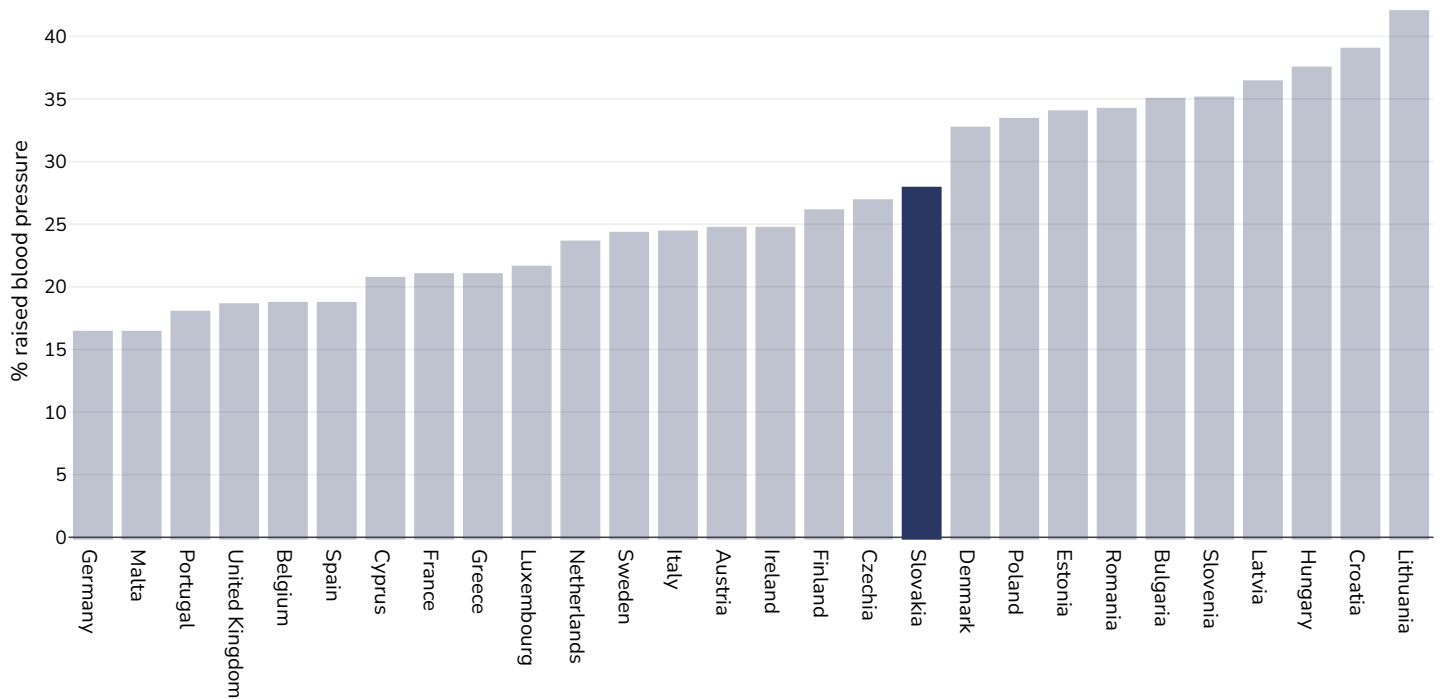
Age: 20+

References: Ferlay J, Ervik M, Lam F, Laversanne M, Colombet M, Mery L, Piñeros M, Znaor A, Soerjomataram I, Bray F (2024). Global Cancer Observatory: Cancer Today. Lyon, France: International Agency for Research on Cancer. Available from: <https://gco.iarc.who.int/today>, accessed [16.07.24]

Definitions: Incidence per 100,000

Raised blood pressure

Adults, 2019

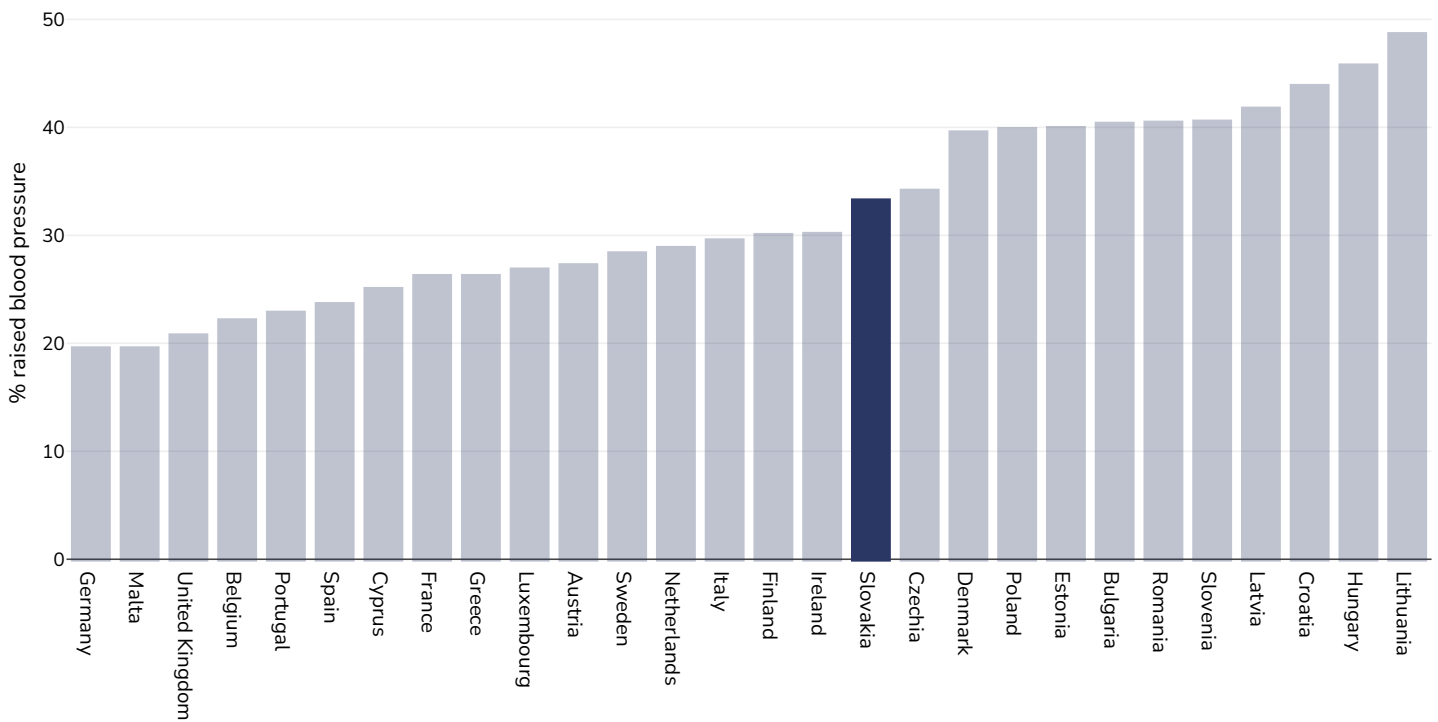


Age: 30-79

References: World Health Organization. 2024. Hypertension: raised blood pressure (uncontrolled hypertension) among adults aged 30-79 years (%). Global Health Observatory. <https://www.who.int/data/gho/data/indicators/indicator-details/GHO/prevalence-raised-blood-pressure-among-adults-30-79-years> [Accessed 16.03.26]

Definitions: Prevalence of raised blood pressure (defined as having systolic blood pressure ≥ 140 mmHg or diastolic blood pressure ≥ 90 mmHg) among adults aged 30-79.

Men, 2019

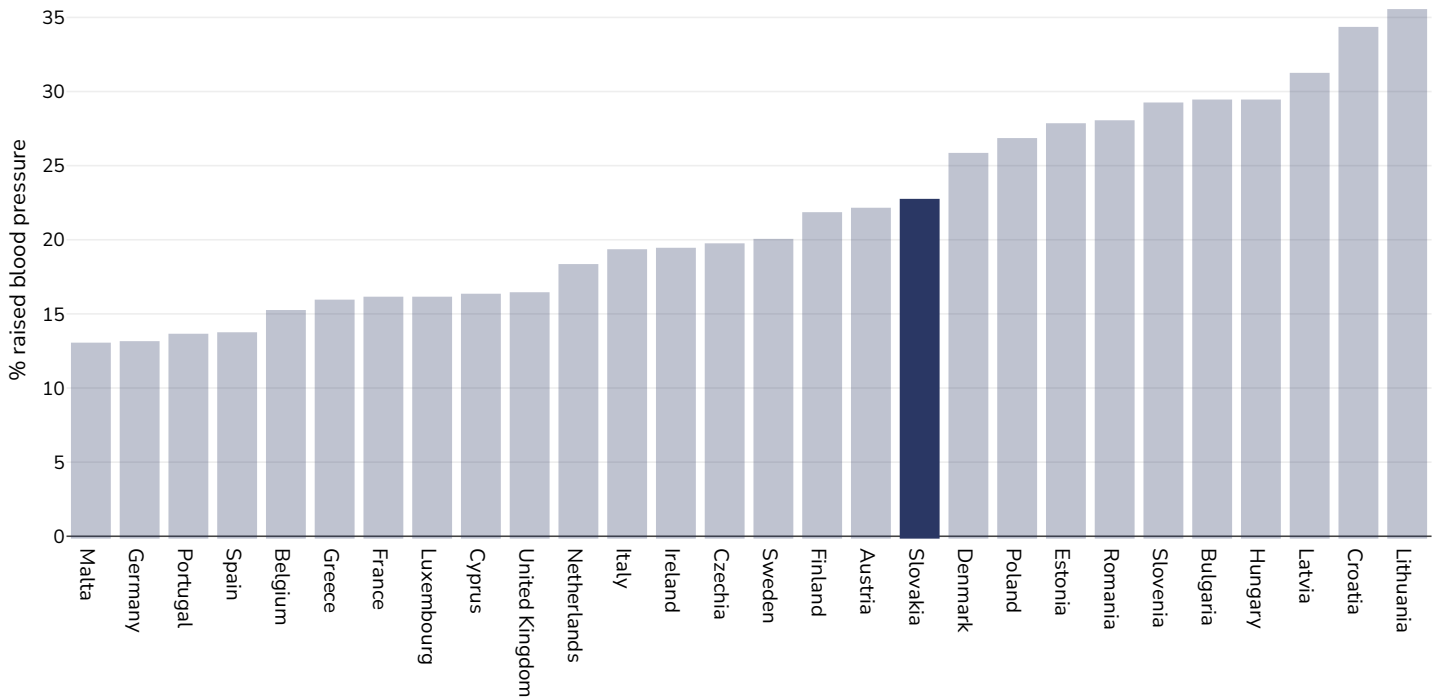


Age: 30-79

References: World Health Organization. 2024. Hypertension: raised blood pressure (uncontrolled hypertension) among adults aged 30-79 years (%). Global Health Observatory. <https://www.who.int/data/gho/data/indicators/indicator-details/GHO/prevalence-raised-blood-pressure-among-adults-30-79-years> [Accessed 16.03.26]

Definitions: Prevalence of raised blood pressure (defined as having systolic blood pressure ≥ 140 mmHg or diastolic blood pressure ≥ 90 mmHg) among adults aged 30-79.

Women, 2019



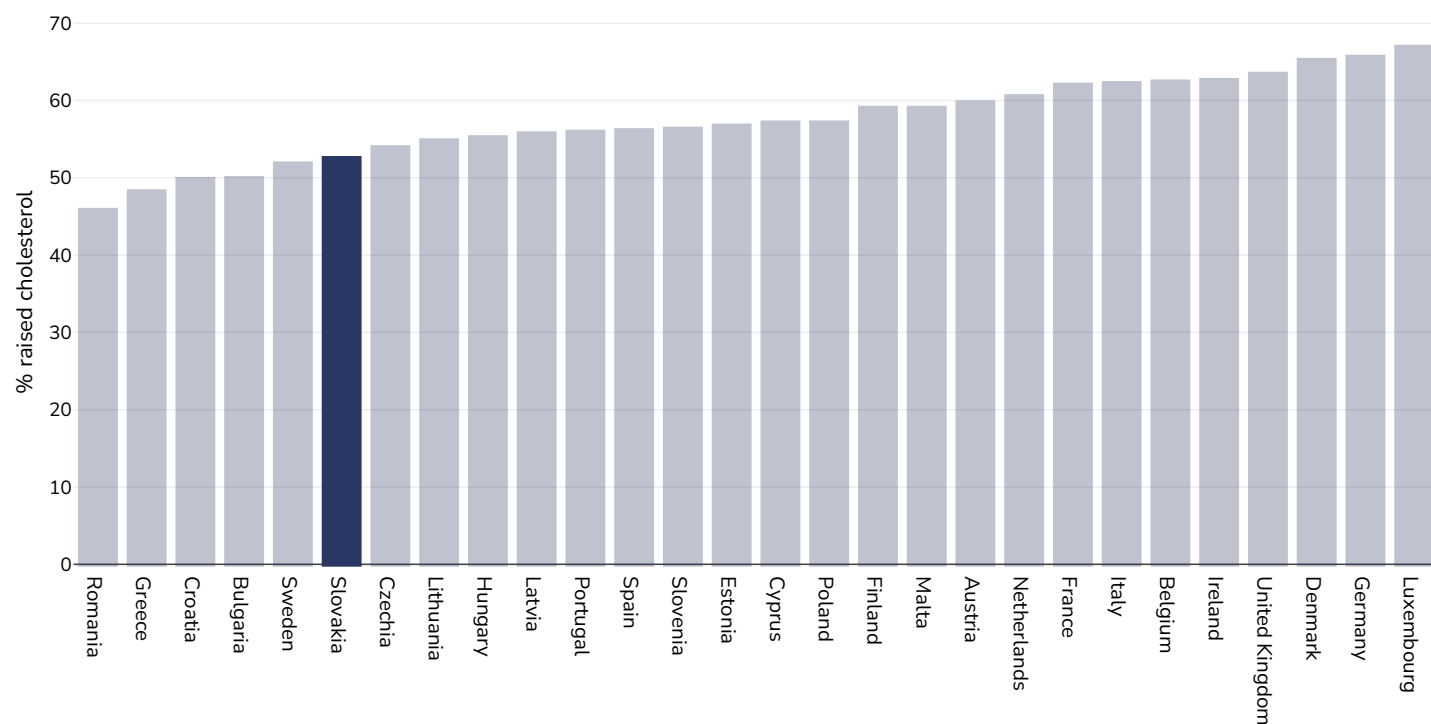
Age: 30-79

References: World Health Organization. 2024. Hypertension: raised blood pressure (uncontrolled hypertension) among adults aged 30-79 years (%). Global Health Observatory. <https://www.who.int/data/gho/data/indicators/indicator-details/GHO/prevalence-raised-blood-pressure-among-adults-30-79-years> [Accessed 16.03.26]

Definitions: Prevalence of raised blood pressure (defined as having systolic blood pressure ≥ 140 mmHg or diastolic blood pressure ≥ 90 mmHg) among adults aged 30-79.

Raised cholesterol

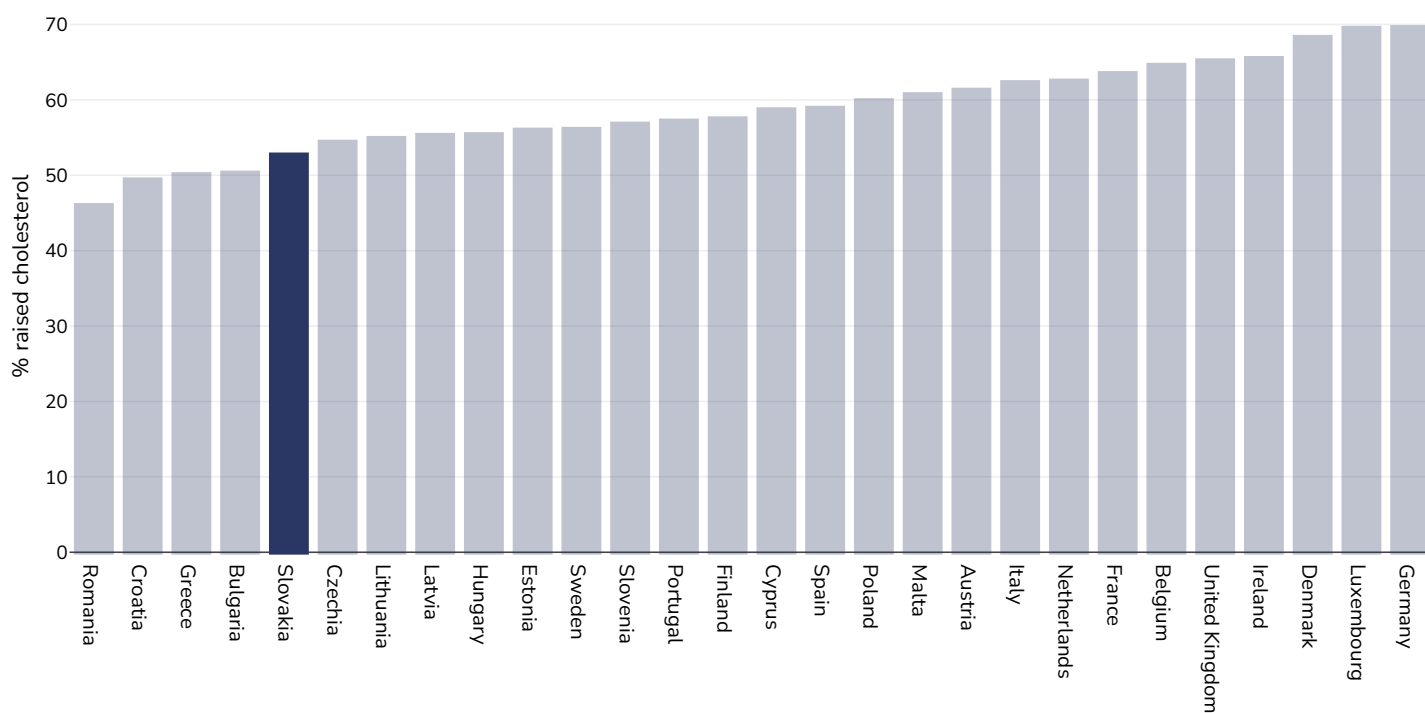
Adults, 2008



References: Global Health Observatory data repository, World Health Organisation, <http://apps.who.int/gho/data/node.main.A885>

Definitions: % Raised total cholesterol (≥ 5.0 mmol/L) (age-standardized estimate).

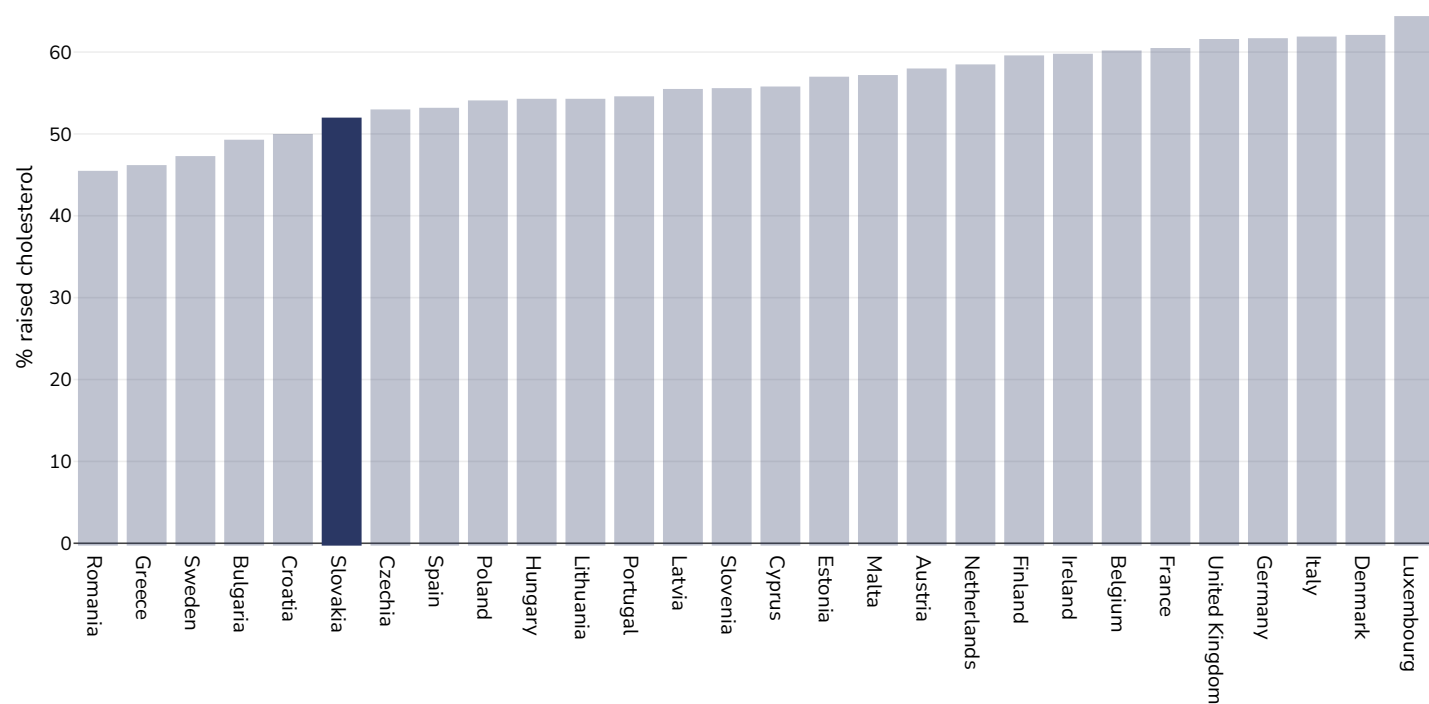
Men, 2008



References: Global Health Observatory data repository, World Health Organisation, <http://apps.who.int/gho/data/node.main.A885>

Definitions: % Raised total cholesterol (≥ 5.0 mmol/L) (age-standardized estimate).

Women, 2008

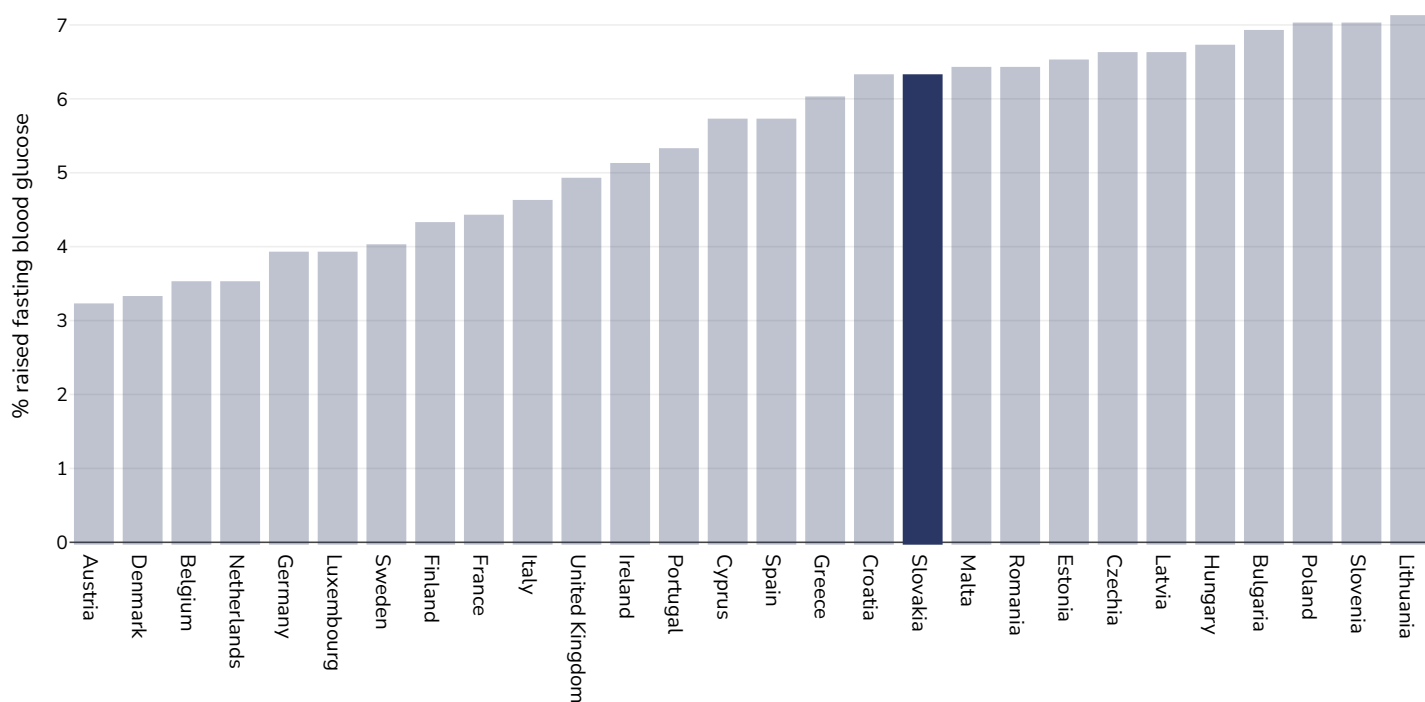


References: Global Health Observatory data repository, World Health Organisation, <http://apps.who.int/gho/data/node.main.A885>

Definitions: % Raised total cholesterol (≥ 5.0 mmol/L) (age-standardized estimate).

Raised fasting blood glucose

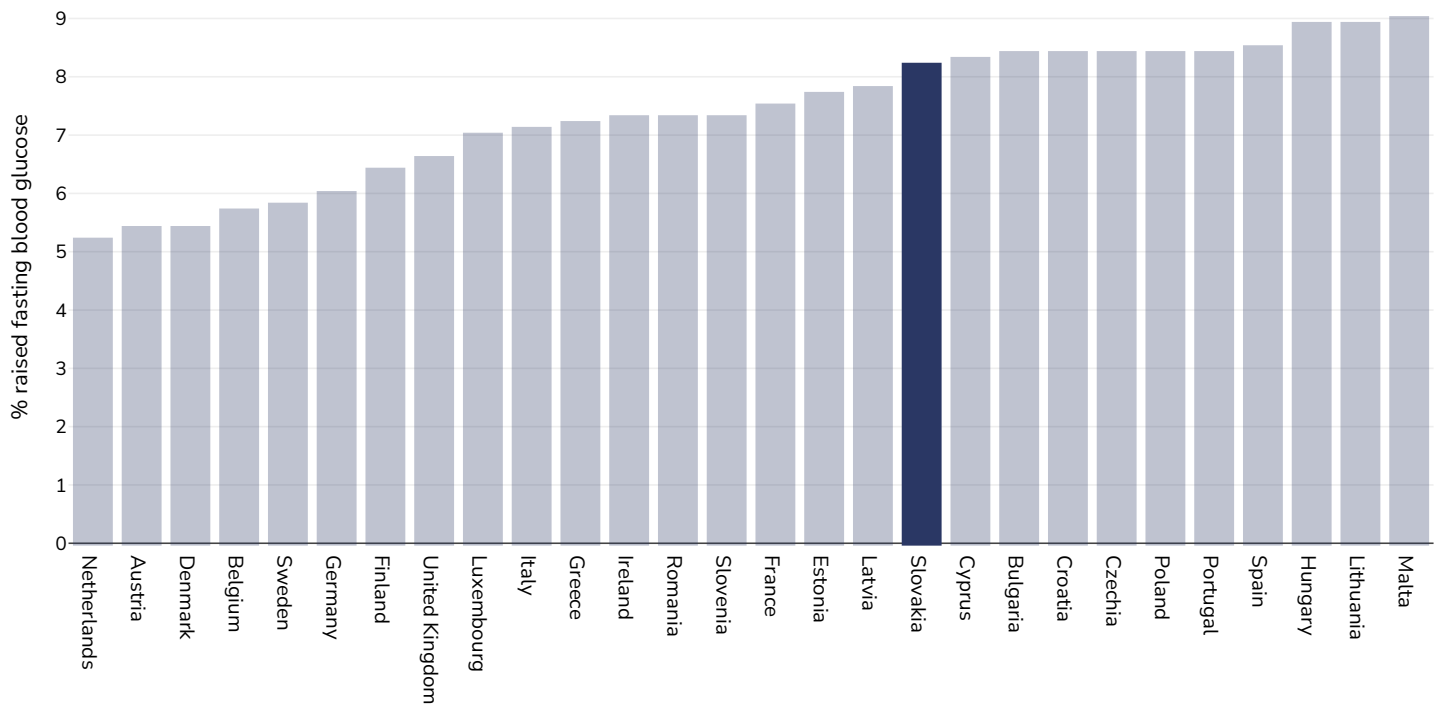
Men, 2014



References: Global Health Observatory data repository, World Health Organisation, <http://apps.who.int/gho/data/node.main.A869?lang=en>

Definitions: Age Standardised % raised fasting blood glucose (≥ 7.0 mmol/L or on medication).

Women, 2014

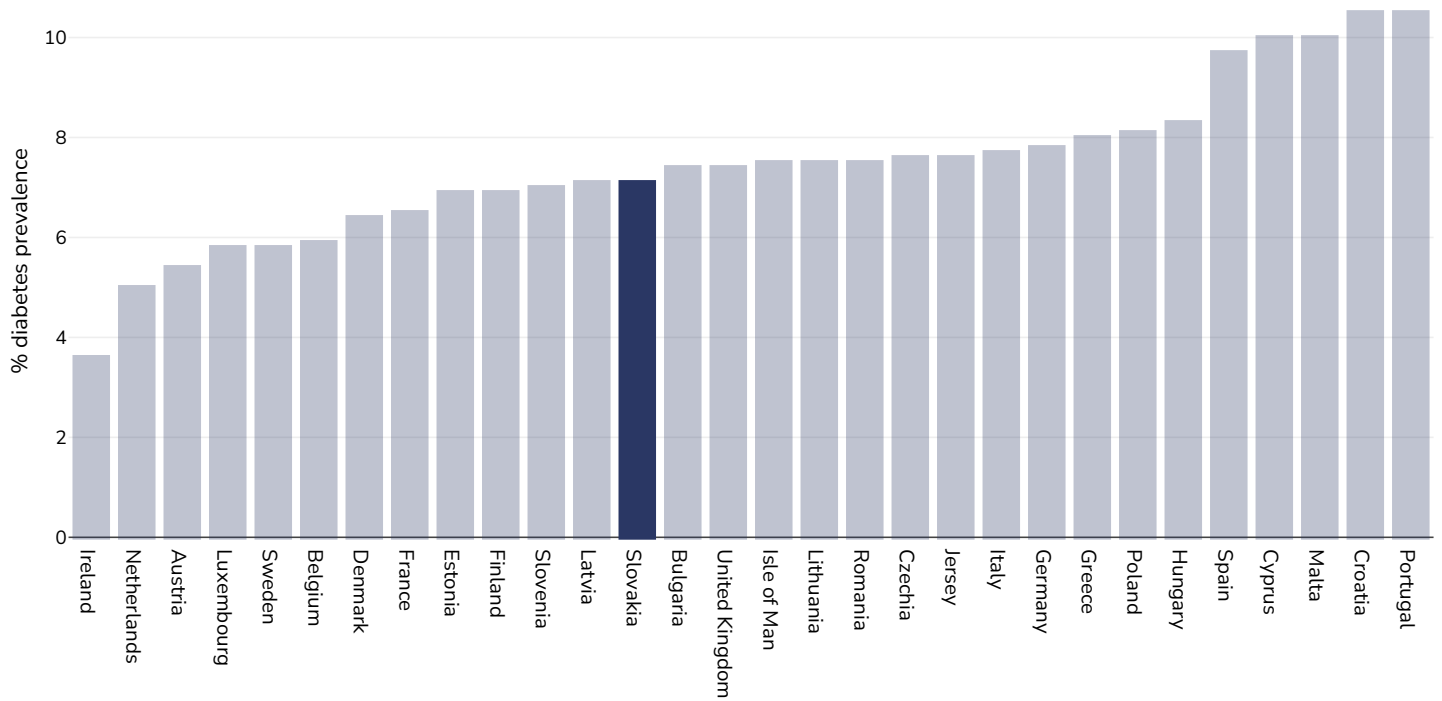


References: Global Health Observatory data repository, World Health Organisation, <http://apps.who.int/gho/data/node.main.A869?lang=en>

Definitions: Age Standardised % raised fasting blood glucose (≥ 7.0 mmol/L or on medication).

Diabetes prevalence

Adults, 2024

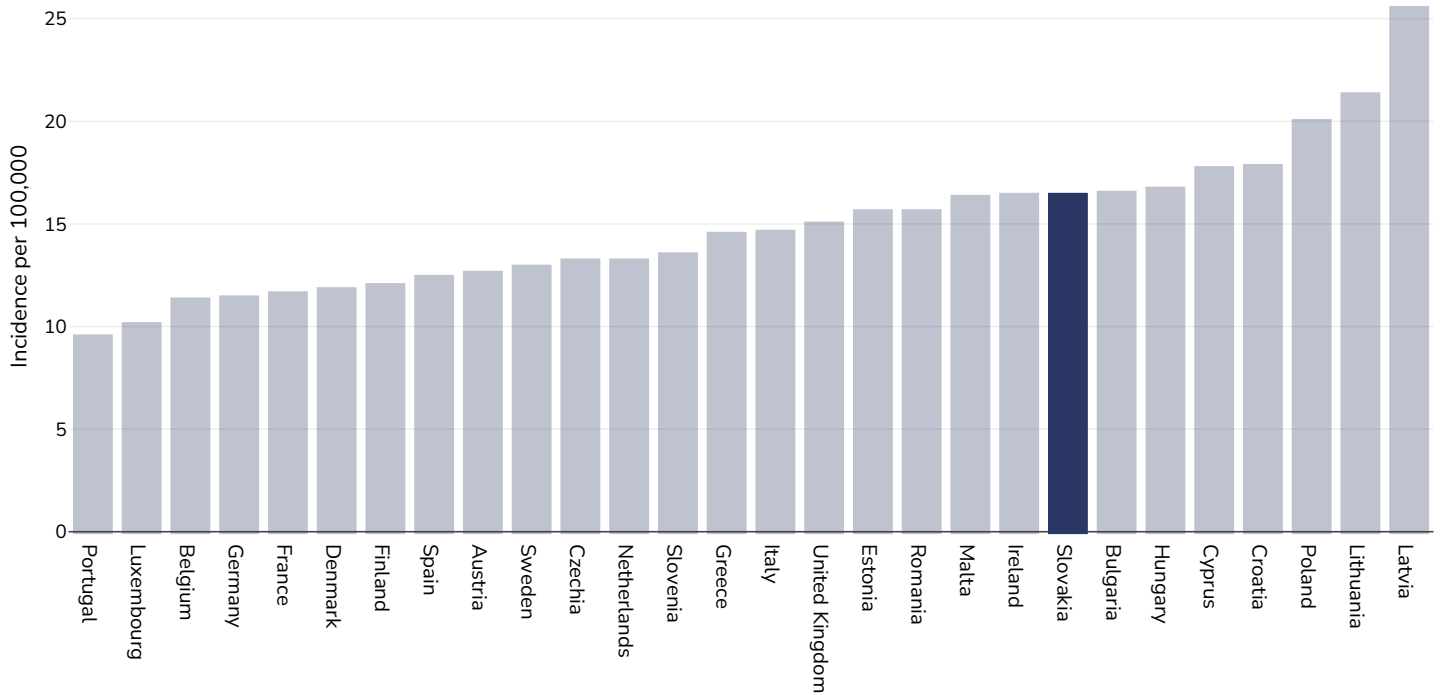


References:

Reproduced with kind permission International Diabetes Federation. IDF Diabetes Atlas, 11th edn. Brussels, Belgium:International Diabetes Federation, 2025. <http://www.diabetesatlas.org>

Ovarian Cancer

Women, 2022



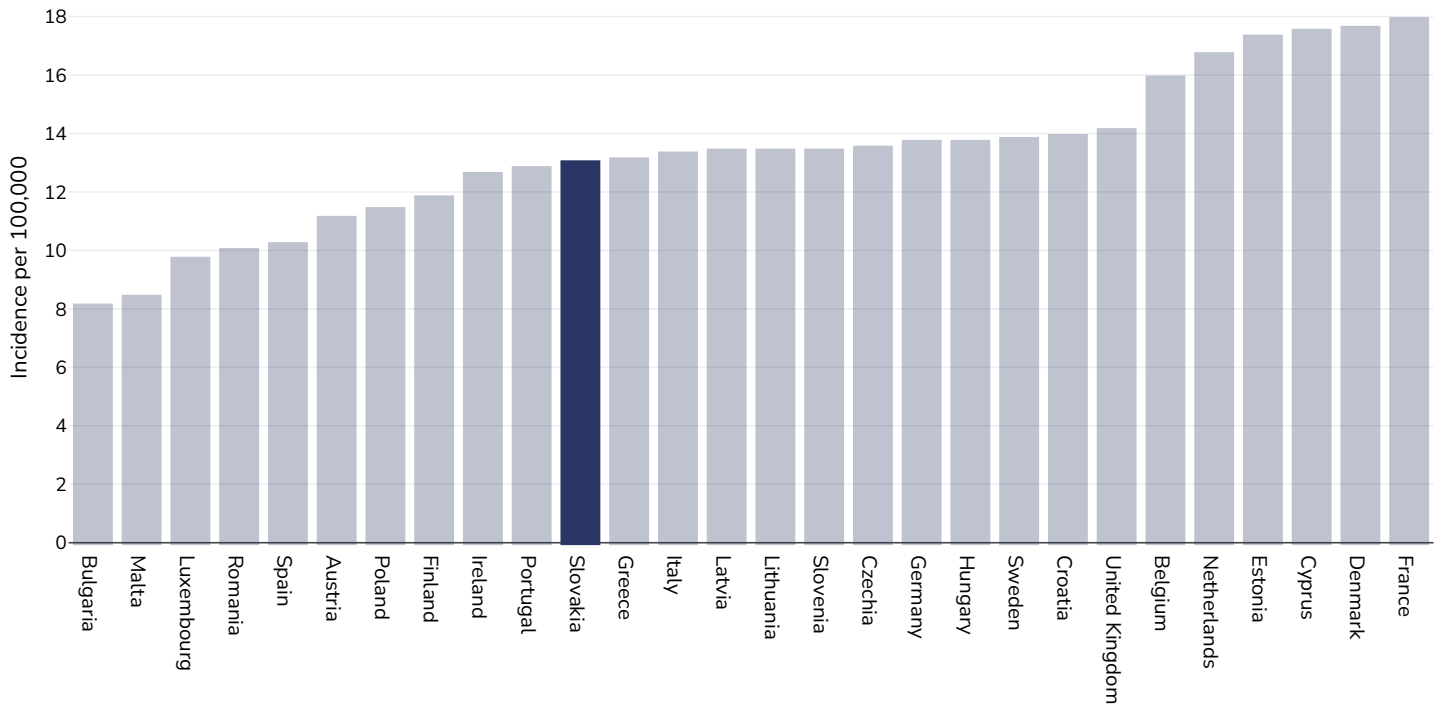
Age: 20+

References: Ferlay J, Ervik M, Lam F, Laversanne M, Colombet M, Mery L, Piñeros M, Znaor A, Soerjomataram I, Bray F (2024). Global Cancer Observatory: Cancer Today. Lyon, France: International Agency for Research on Cancer. Available from: <https://gco.iarc.who.int/today>, accessed [16.07.24]

Definitions: Incidence per 100,000

Leukemia

Men, 2022



Age: 20+

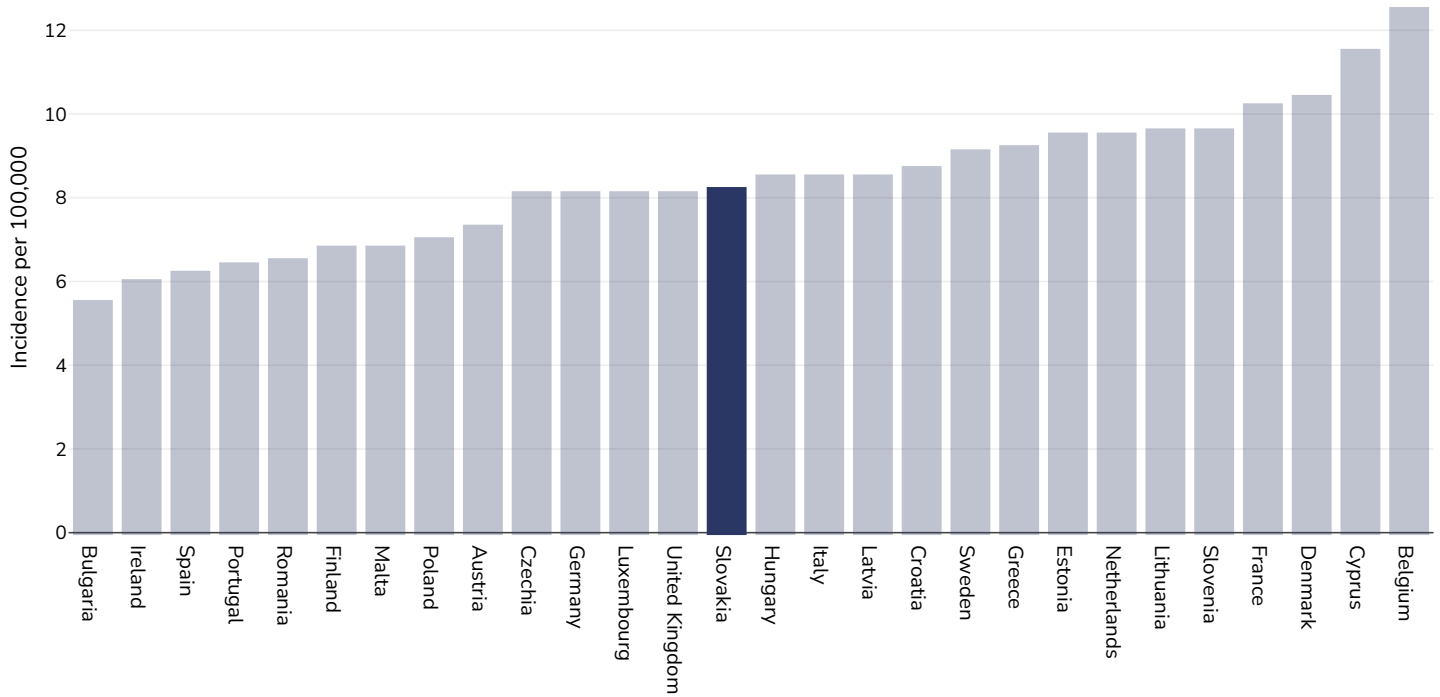
Area covered: National

References: Ferlay J, Ervik M, Lam F, Laversanne M, Colombet M, Mery L, Piñeros M, Znaor A, Soerjomataram I, Bray F (2024). Global Cancer Observatory: Cancer Today. Lyon, France: International Agency for Research on Cancer. Available from: <https://gco.iarc.who.int/today>, accessed [16.07.24]

Definitions: Incidence per 100,000

Unless otherwise noted, overweight refers to a BMI between 25kg and 29.9kg/m², obesity refers to a BMI greater than 30kg/m².

Women, 2022



Age: 20+

Area covered: National

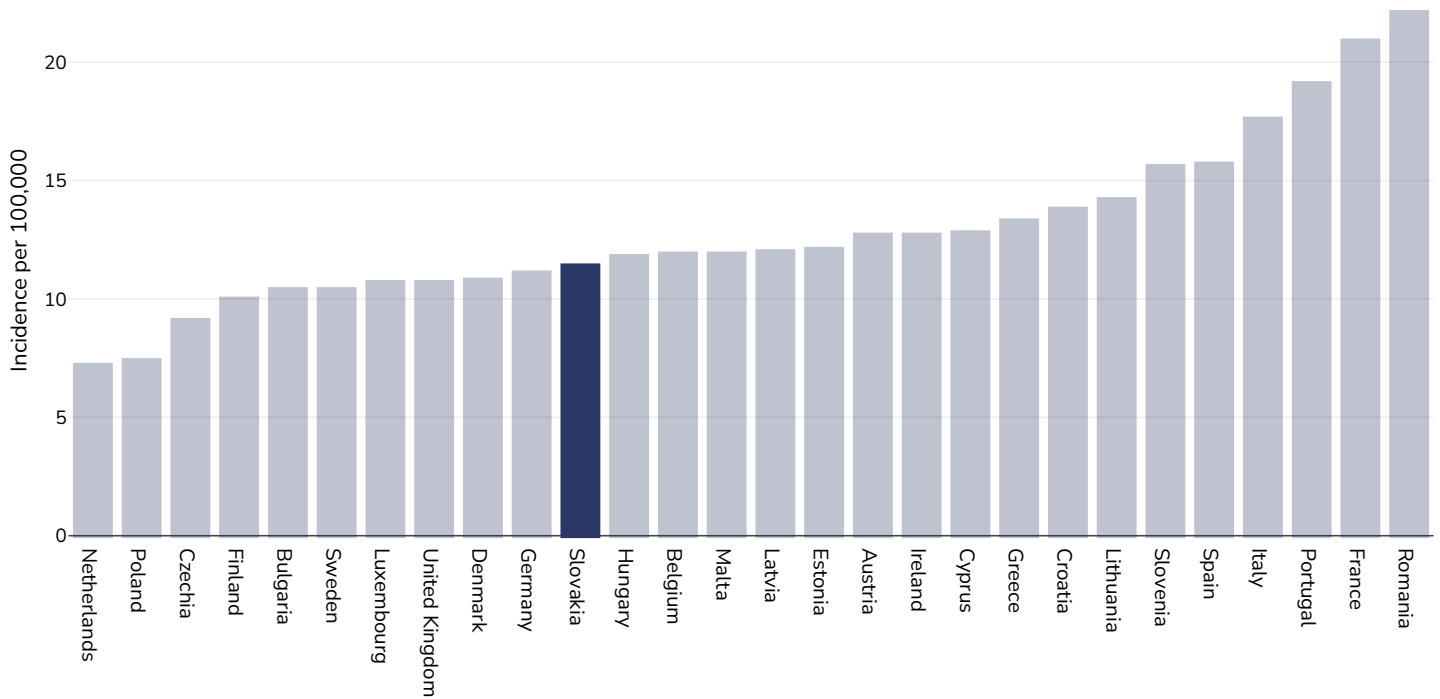
References: Ferlay J, Ervik M, Lam F, Laversanne M, Colombet M, Mery L, Piñeros M, Znaor A, Soerjomataram I, Bray F (2024). Global Cancer Observatory: Cancer Today. Lyon, France: International Agency for Research on Cancer. Available from: <https://gco.iarc.who.int/today>, accessed [16.07.24]

Definitions: Incidence per 100,000

Unless otherwise noted, overweight refers to a BMI between 25kg and 29.9kg/m², obesity refers to a BMI greater than 30kg/m².

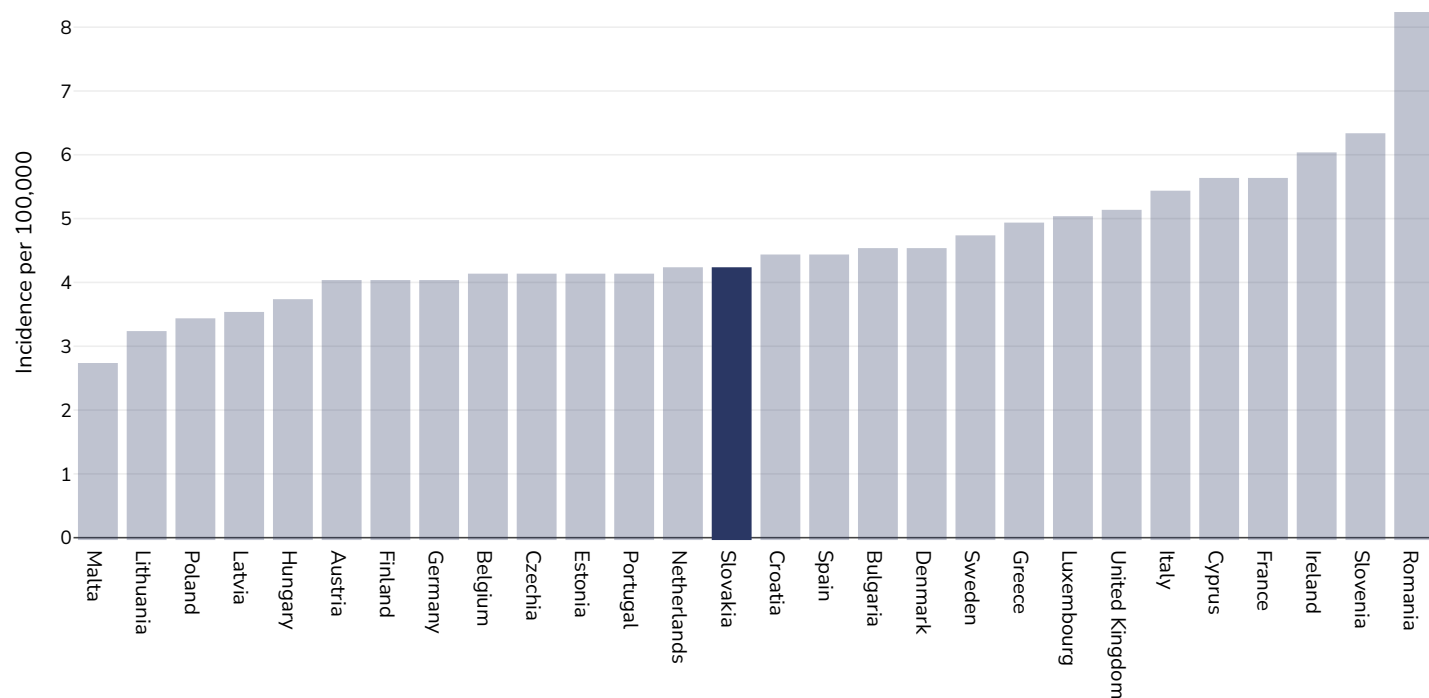
Liver and intrahepatic bile duct Cancer

Men, 2022



Age:	20+
Area covered:	National
References:	Ferlay J, Ervik M, Lam F, Laversanne M, Colombet M, Mery L, Piñeros M, Znaor A, Soerjomataram I, Bray F (2024). Global Cancer Observatory: Cancer Today. Lyon, France: International Agency for Research on Cancer. Available from: https://gco.iarc.who.int/today , accessed [16.07.24]
Definitions:	Incidence per 100,000

Women, 2022



Age: 20+

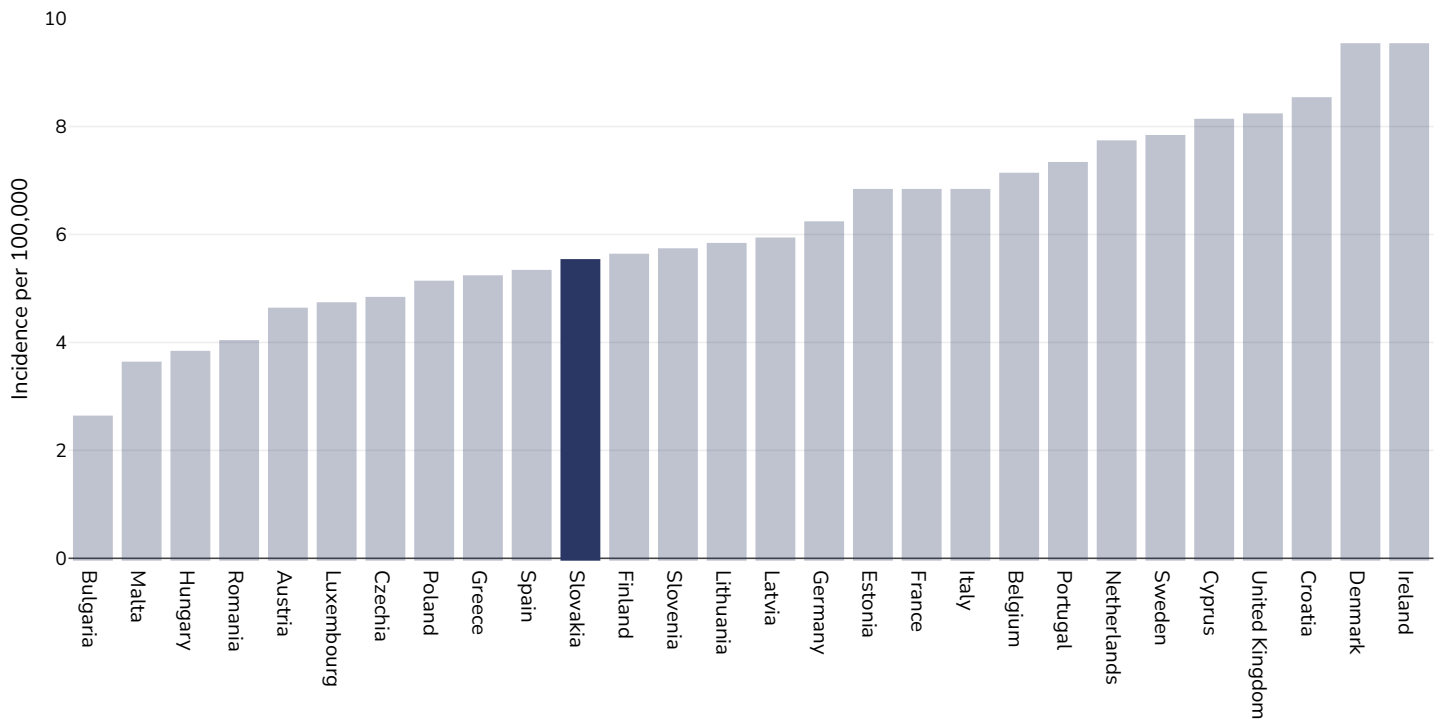
Area covered: National

References: Ferlay J, Ervik M, Lam F, Laversanne M, Colombet M, Mery L, Piñeros M, Znaor A, Soerjomataram I, Bray F (2024). Global Cancer Observatory: Cancer Today. Lyon, France: International Agency for Research on Cancer. Available from: <https://gco.iarc.who.int/today>, accessed [16.07.24]

Definitions: Incidence per 100,000

Multiple Myeloma

Men, 2022



Age: 20+

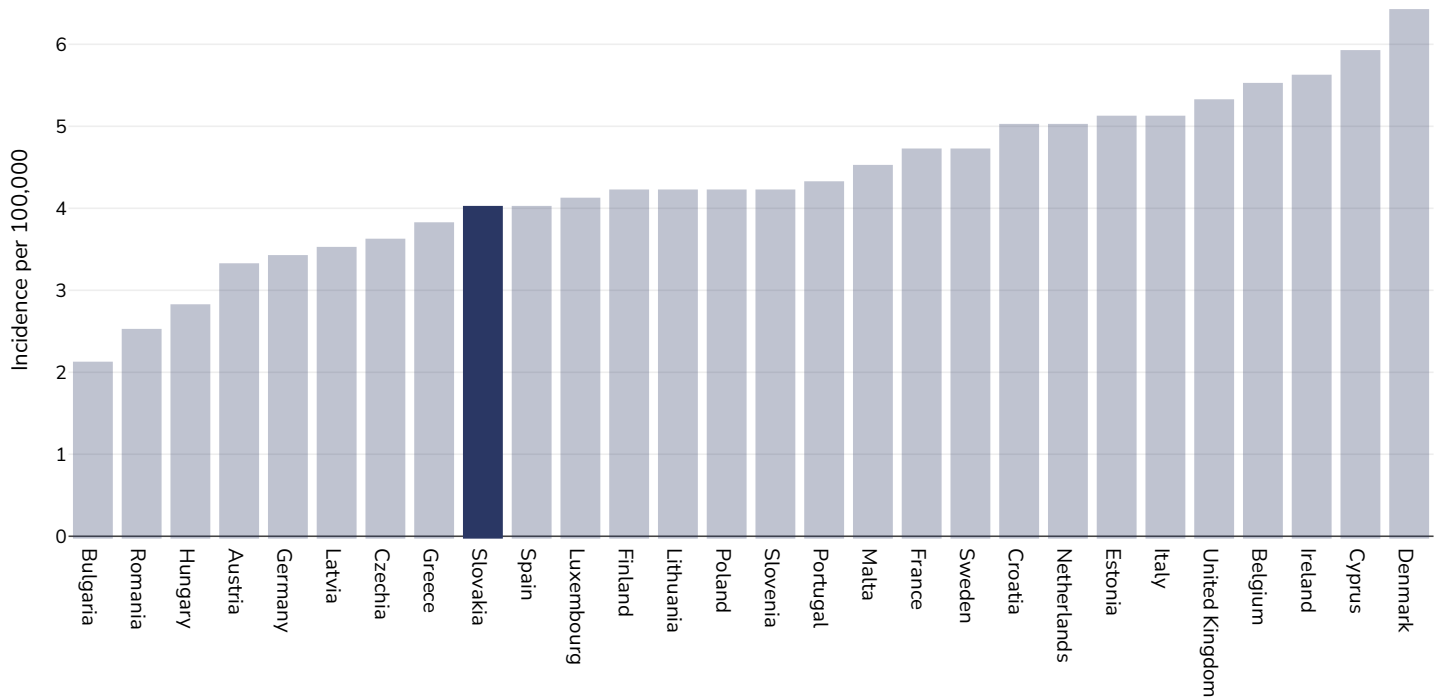
Area covered: National

References: Ferlay J, Ervik M, Lam F, Laversanne M, Colombet M, Mery L, Piñeros M, Znaor A, Soerjomataram I, Bray F (2024). Global Cancer Observatory: Cancer Today. Lyon, France: International Agency for Research on Cancer. Available from: <https://gco.iarc.who.int/today>, accessed [16.07.24]

Definitions: Incidence per 100,000

Unless otherwise noted, overweight refers to a BMI between 25kg and 29.9kg/m², obesity refers to a BMI greater than 30kg/m².

Women, 2022

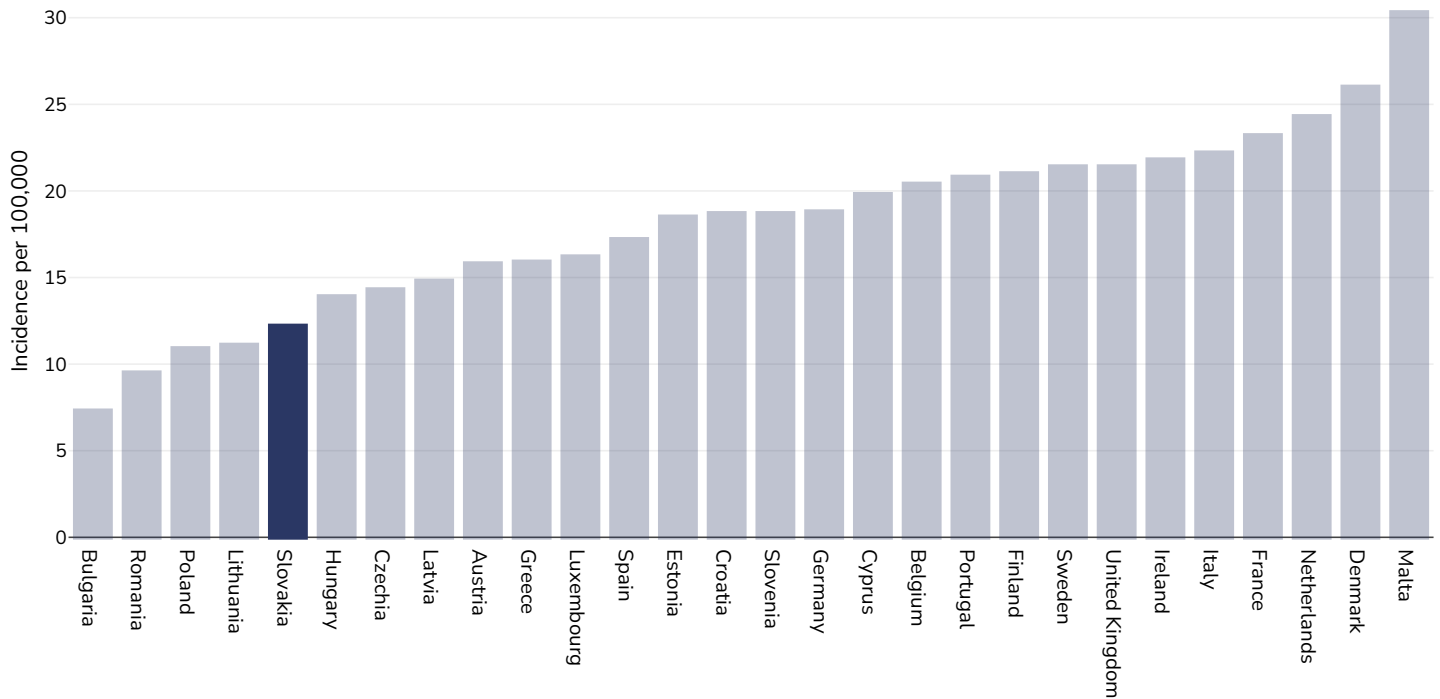


Age:	20+
Area covered:	National
References:	Ferlay J, Ervik M, Lam F, Laversanne M, Colombet M, Mery L, Piñeros M, Znaor A, Soerjomataram I, Bray F (2024). Global Cancer Observatory: Cancer Today. Lyon, France: International Agency for Research on Cancer. Available from: https://gco.iarc.who.int/today , accessed [16.07.24]
Definitions:	Incidence per 100,000

Unless otherwise noted, overweight refers to a BMI between 25kg and 29.9kg/m², obesity refers to a BMI greater than 30kg/m².

Non Hodgkin Lymphoma

Men, 2022



Age: 20+

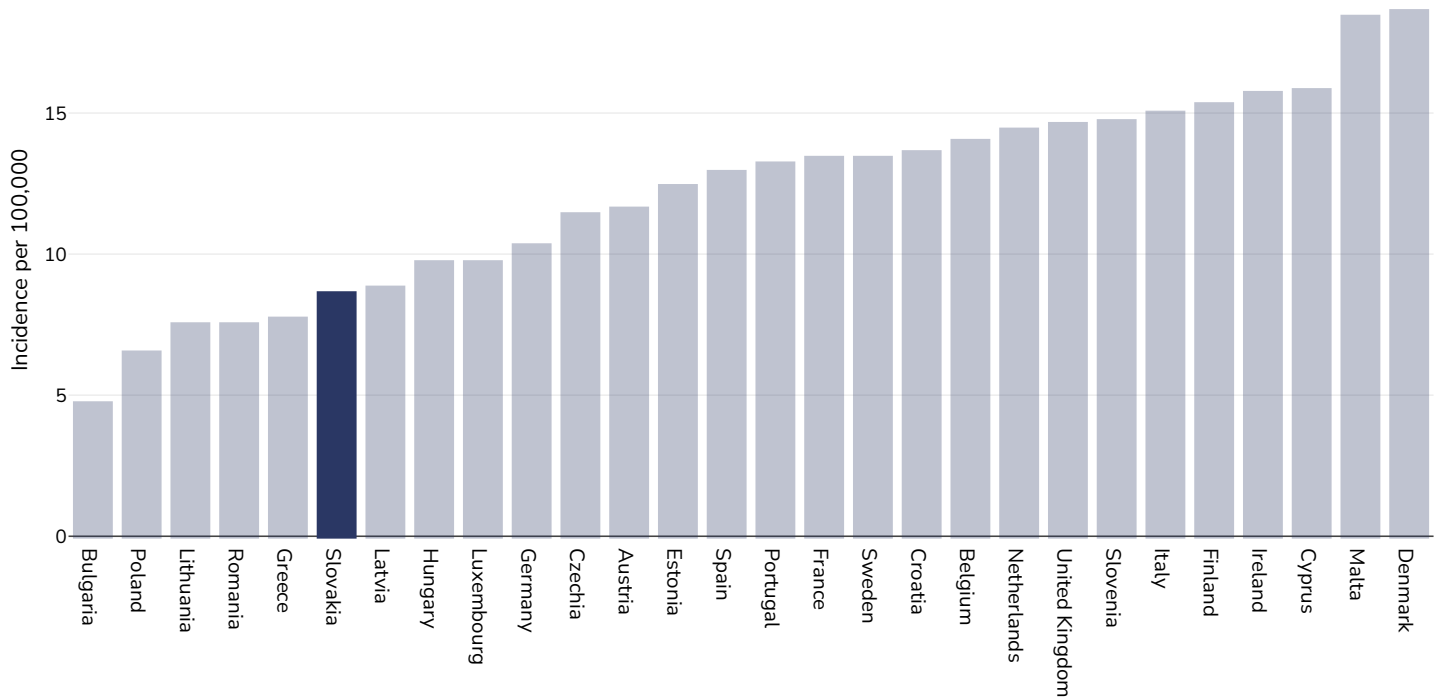
Area covered: National

References: Ferlay J, Ervik M, Lam F, Laversanne M, Colombet M, Mery L, Piñeros M, Znaor A, Soerjomataram I, Bray F (2024). Global Cancer Observatory: Cancer Today. Lyon, France: International Agency for Research on Cancer. Available from: <https://gco.iarc.who.int/today>, accessed [16.07.24]

Definitions: Incidence per 100,000

Unless otherwise noted, overweight refers to a BMI between 25kg and 29.9kg/m², obesity refers to a BMI greater than 30kg/m².

Women, 2022

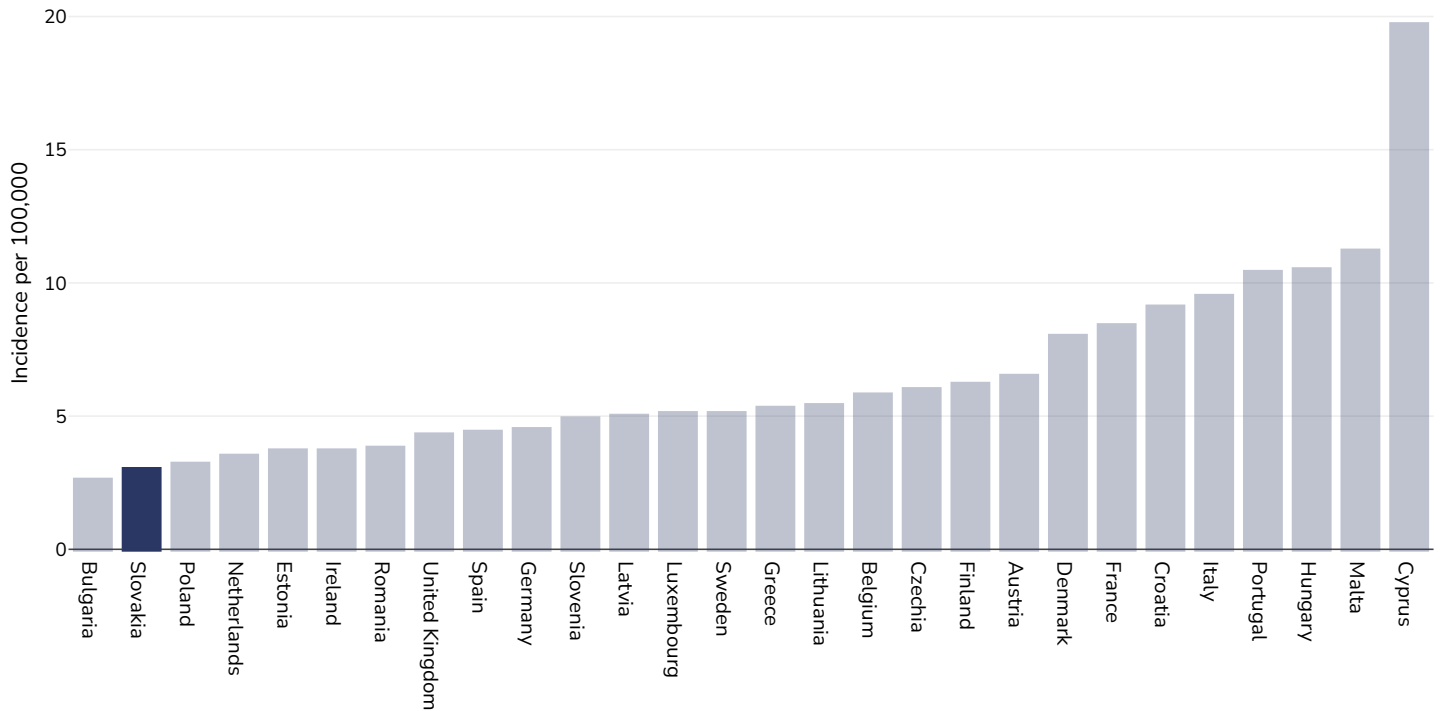


Age:	20+
Area covered:	National
References:	Ferlay J, Ervik M, Lam F, Laversanne M, Colombet M, Mery L, Piñeros M, Znaor A, Soerjomataram I, Bray F (2024). Global Cancer Observatory: Cancer Today. Lyon, France: International Agency for Research on Cancer. Available from: https://gco.iarc.who.int/today , accessed [16.07.24]
Definitions:	Incidence per 100,000

Unless otherwise noted, overweight refers to a BMI between 25kg and 29.9kg/m², obesity refers to a BMI greater than 30kg/m².

Thyroid Cancer

Men, 2022



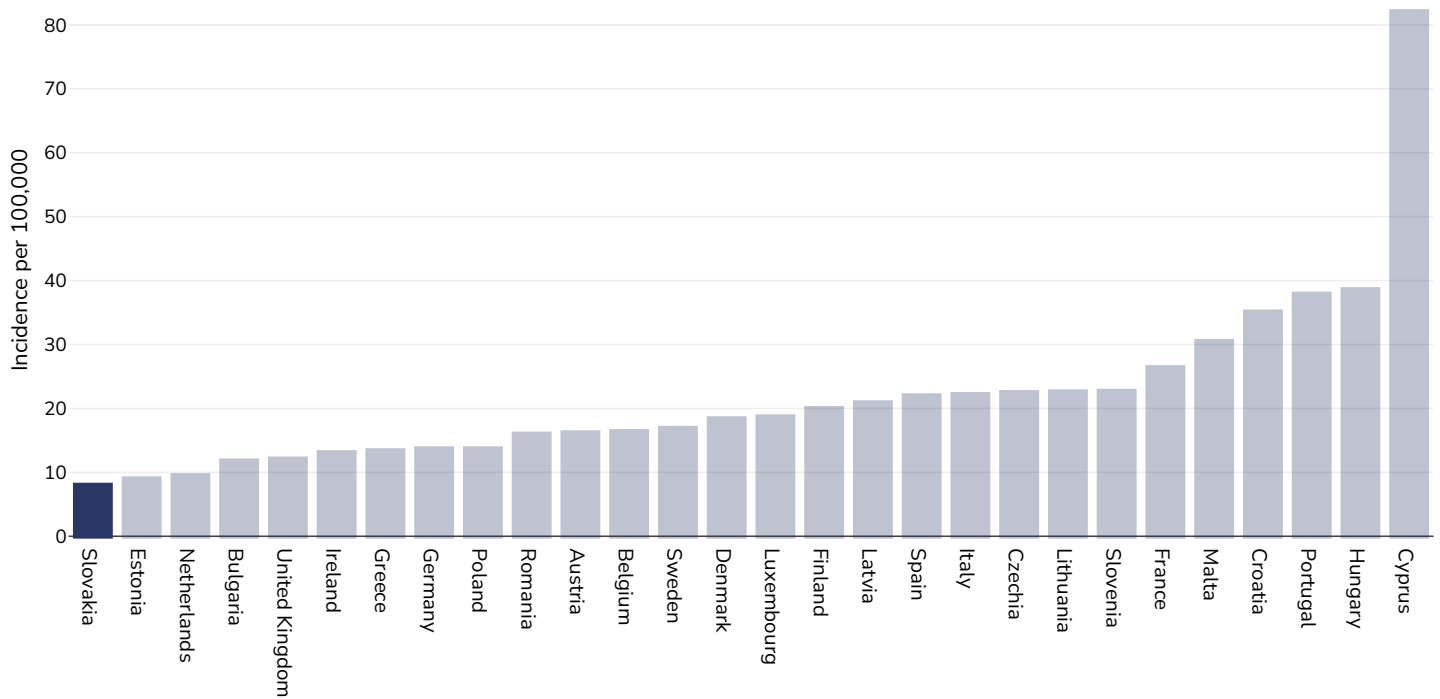
Age: 20+

Area covered: National

References: Ferlay J, Ervik M, Lam F, Laversanne M, Colombet M, Mery L, Piñeros M, Znaor A, Soerjomataram I, Bray F (2024). Global Cancer Observatory: Cancer Today. Lyon, France: International Agency for Research on Cancer. Available from: <https://gco.iarc.who.int/today>, accessed [16.07.24]

Definitions: Incidence per 100,000

Women, 2022



Age:	20+
Area covered:	National
References:	Ferlay J, Ervik M, Lam F, Laversanne M, Colombet M, Mery L, Piñeros M, Znaor A, Soerjomataram I, Bray F (2024). Global Cancer Observatory: Cancer Today. Lyon, France: International Agency for Research on Cancer. Available from: https://gco.iarc.who.int/today , accessed [16.07.24]
Definitions:	Incidence per 100,000

PDF created on May 18, 2026