



Serbia



Country report card - children

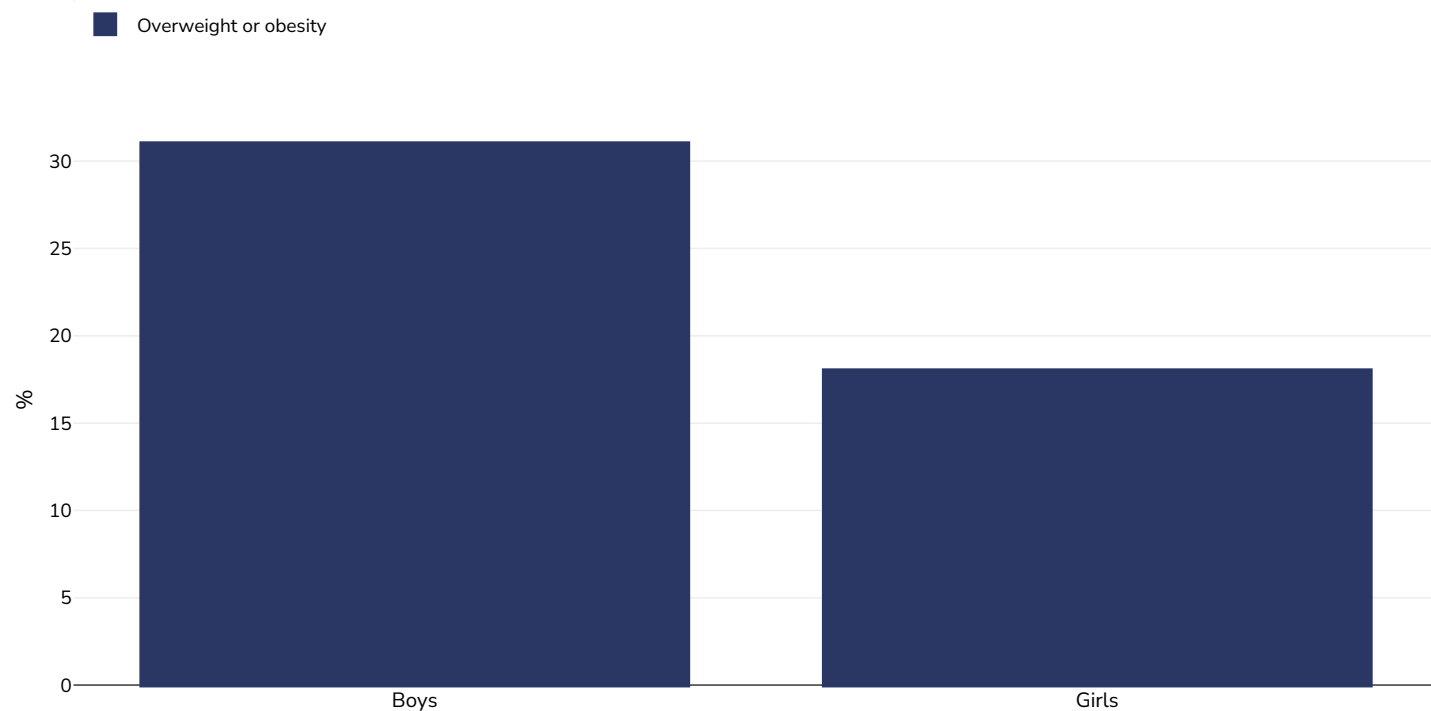
This report card contains the latest data available on the Global Obesity Observatory on overweight and obesity for children, including adolescents (aged 5 to 18 years). Where available, data on common and relevant obesity drivers and comorbidities are also presented.

View the latest version of this report on the Global Obesity Observatory at <https://data.worldobesity.org/country/serbia-188/>

Contents	Page
Obesity prevalence	3
Overweight/obesity by education	4
Overweight/obesity by age	5
Overweight/obesity by region	6
Overweight/obesity by socio-economic group	7
Double burden of underweight & overweight	9
Insufficient physical activity	10
Prevalence of at least daily carbonated soft drink consumption	12
Mental health - depression disorders	14
Mental health - anxiety disorders	17

Obesity prevalence

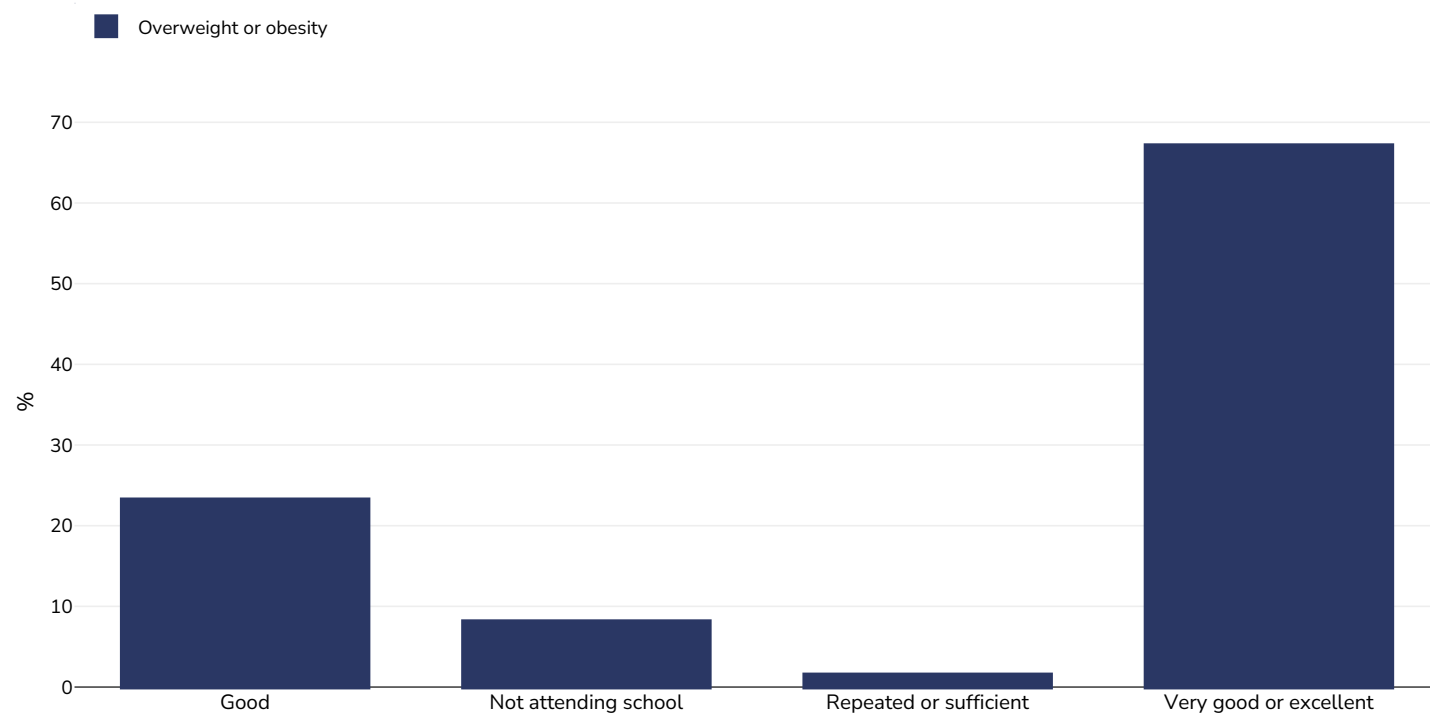
Children, 2021-2022



Survey type:	Self-reported
Age:	13
References:	Rakic JG, Hamrik Z, Dzielska A, Felder-Puig R, Oja L, Bakalár P et al. A focus on adolescent physical activity, eating behaviours, weight status and body image in Europe, central Asia and Canada. Health Behaviour in School-aged Children (HBSC) international report from the 2021/2022 survey. Volume 4. Copenhagen: WHO Regional Office for Europe; 2024. 'Any translation was not created by the World Health Organization (WHO). WHO is not responsible for the content or accuracy of this translation. The original English edition shall be the binding and authentic edition'
Notes:	HBSC aims to survey approximately 1500 pupils per age group in each country or region (totaling around 4500)
Cutoffs:	+2SD

Overweight/obesity by education

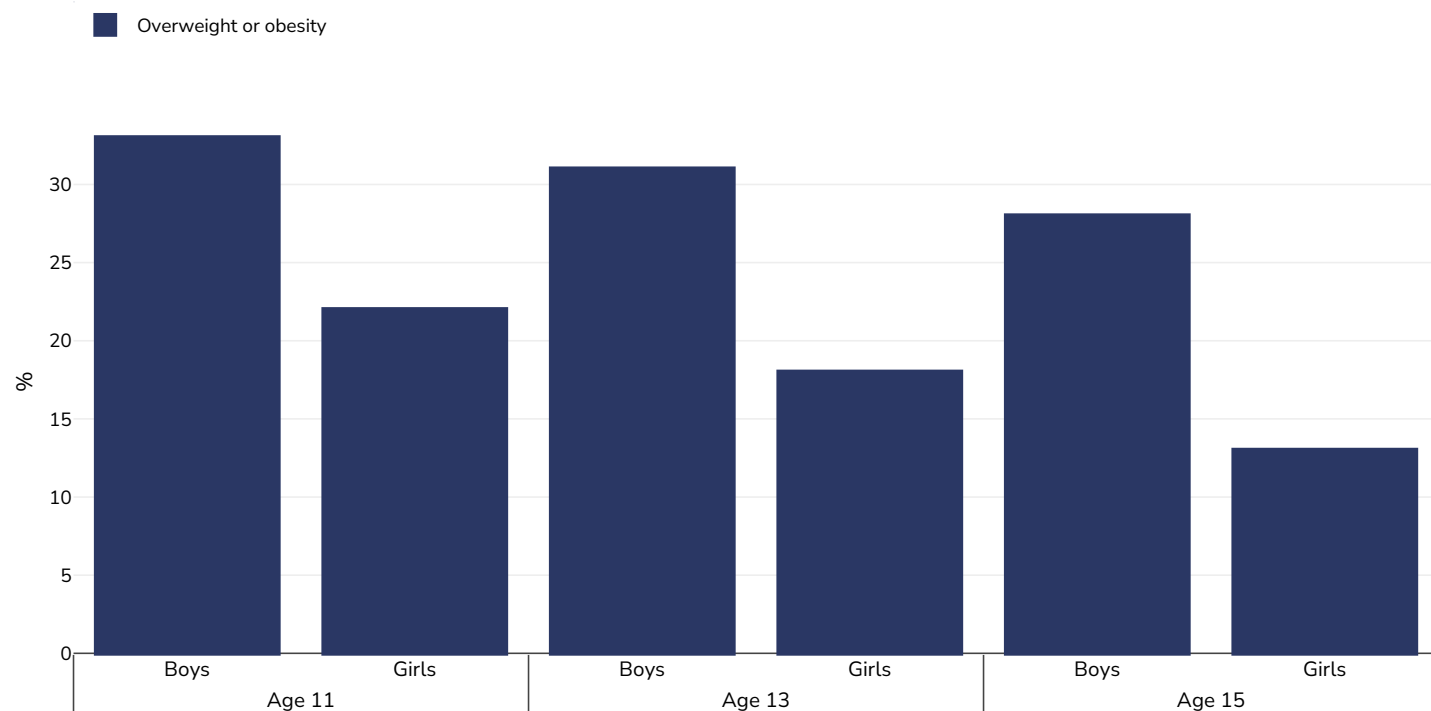
Children, 2006



Survey type:	Measured
Age:	10-19
Sample size:	2139
Area covered:	National
References:	Borić, K, Simić, S, Kasiljević, N, et al. Risk factors associated with overweight among adolescents in Serbia. Slovenian Journal of Public Health. December 2014: 53(4):283-293.
Notes:	Prevalence of overweight and obesity by school success. CDC growth charts were used to calculate BMI-for-age and sex for the population of children and adolescents. Those with a BMI value higher or equal to the 85th percentile are overweight (between 85 and 95 have a high risk of obesity, and obese are those whose level is higher than or equal to 95).
Cutoffs:	CDC

Overweight/obesity by age

Children, 2021-2022



Survey type: Self-reported

Area covered: See Report

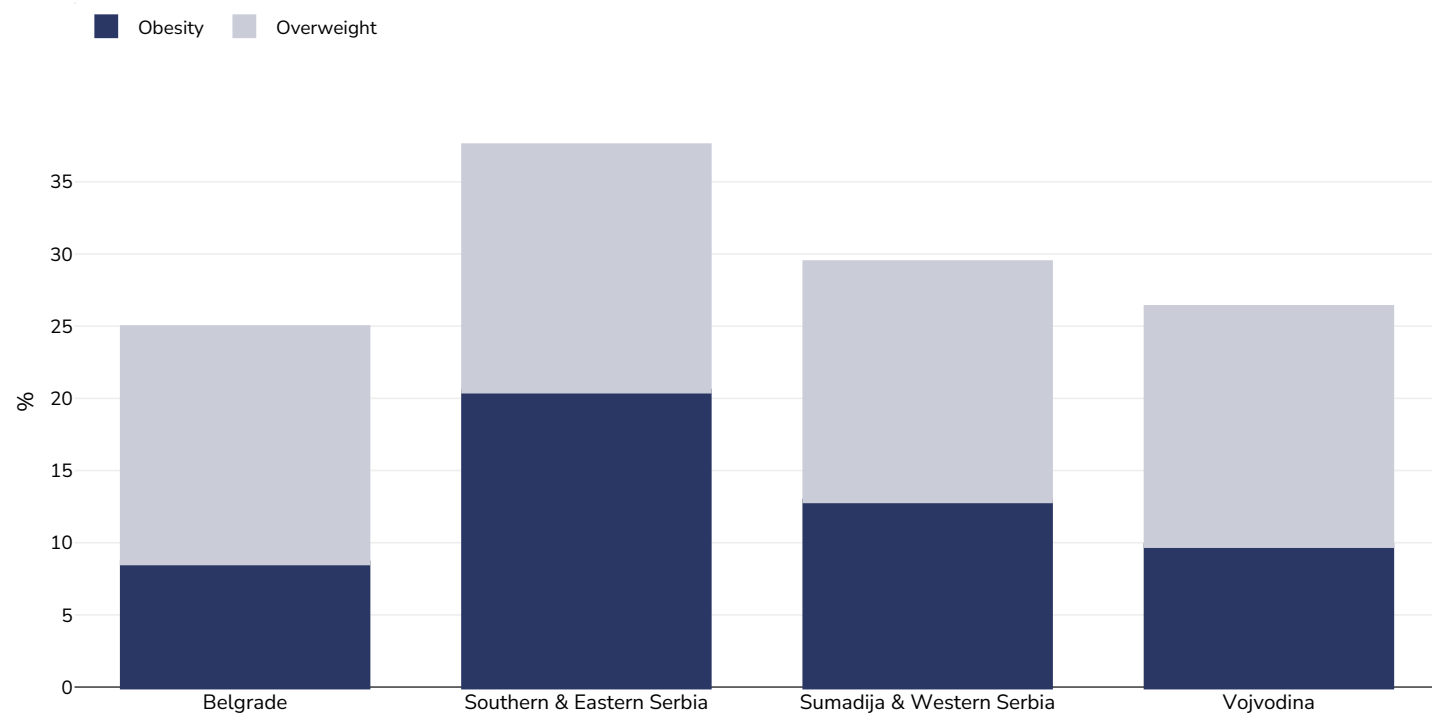
References: Rakić JG, Hamrik Z, Dzielska A, Felder-Puig R, Oja L, Bakalár P et al. A focus on adolescent physical activity, eating behaviours, weight status and body image in Europe, central Asia and Canada. Health Behaviour in School-aged Children (HBSC) international report from the 2021/2022 survey. Volume 4. Copenhagen: WHO Regional Office for Europe; 2024. 'Any translation was not created by the World Health Organization (WHO). WHO is not responsible for the content or accuracy of this translation. The original English edition shall be the binding and authentic edition'

Notes: HBSC aims to survey approximately 1500 pupils per age group in each country or region (totaling around 4500)

Cutoffs: +2SD

Overweight/obesity by region

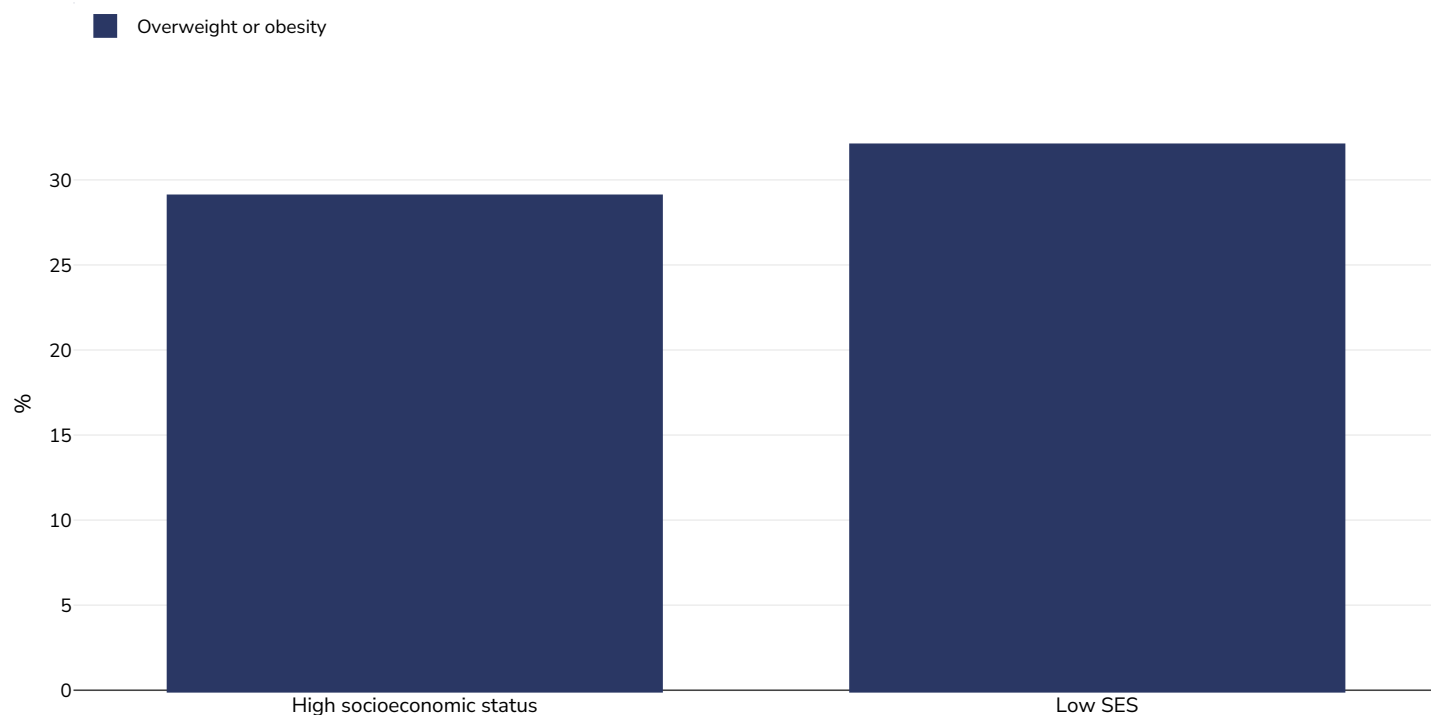
Children, 2019



Survey type:	Measured
Age:	5-14
Sample size:	1285
Area covered:	National
References:	Statistical Office of the Republic of Serbia, Institute of Public Health of Serbia (2021). THE 2019 SERBIAN NATIONAL HEALTH SURVEY. Available at https://publikacije.stat.gov.rs/G2021/pdfE/G20216003.pdf (last accessed 08.06.21)
Definitions:	No details published
Cutoffs:	Not available

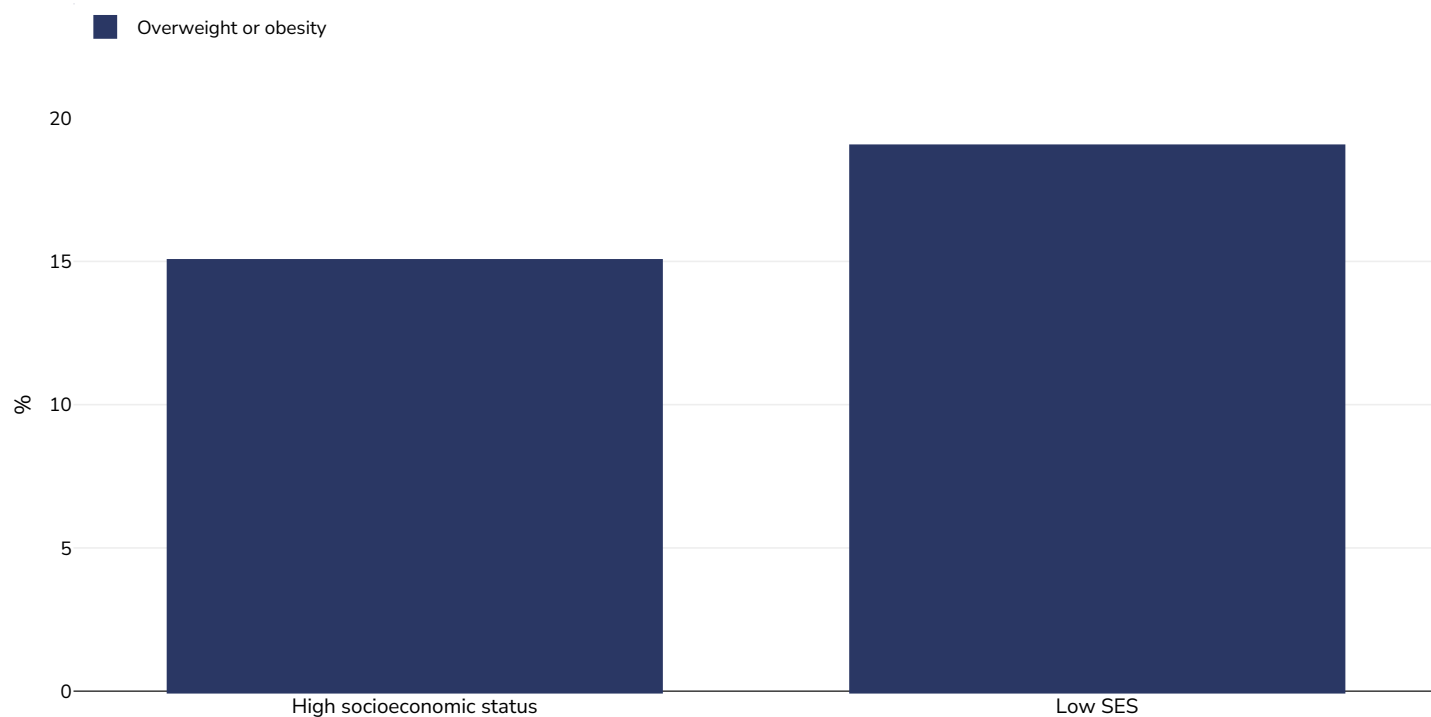
Overweight/obesity by socio-economic group

Boys, 2021-2022



Survey type:	Self-reported
Age:	11-15
References:	Rakić JG, Hamrik Z, Dzielska A, Felder-Puig R, Oja L, Bakalár P et al. A focus on adolescent physical activity, eating behaviours, weight status and body image in Europe, central Asia and Canada. Health Behaviour in School-aged Children (HBSC) international report from the 2021/2022 survey. Volume 4. Copenhagen: WHO Regional Office for Europe; 2024. 'Any translation was not created by the World Health Organization (WHO). WHO is not responsible for the content or accuracy of this translation. The original English edition shall be the binding and authentic edition'
Notes:	Family affluence scaleHBSC aims to survey approximately 1500 pupils per age group in each country or region (totaling around 4500)
Cutoffs:	+2SD

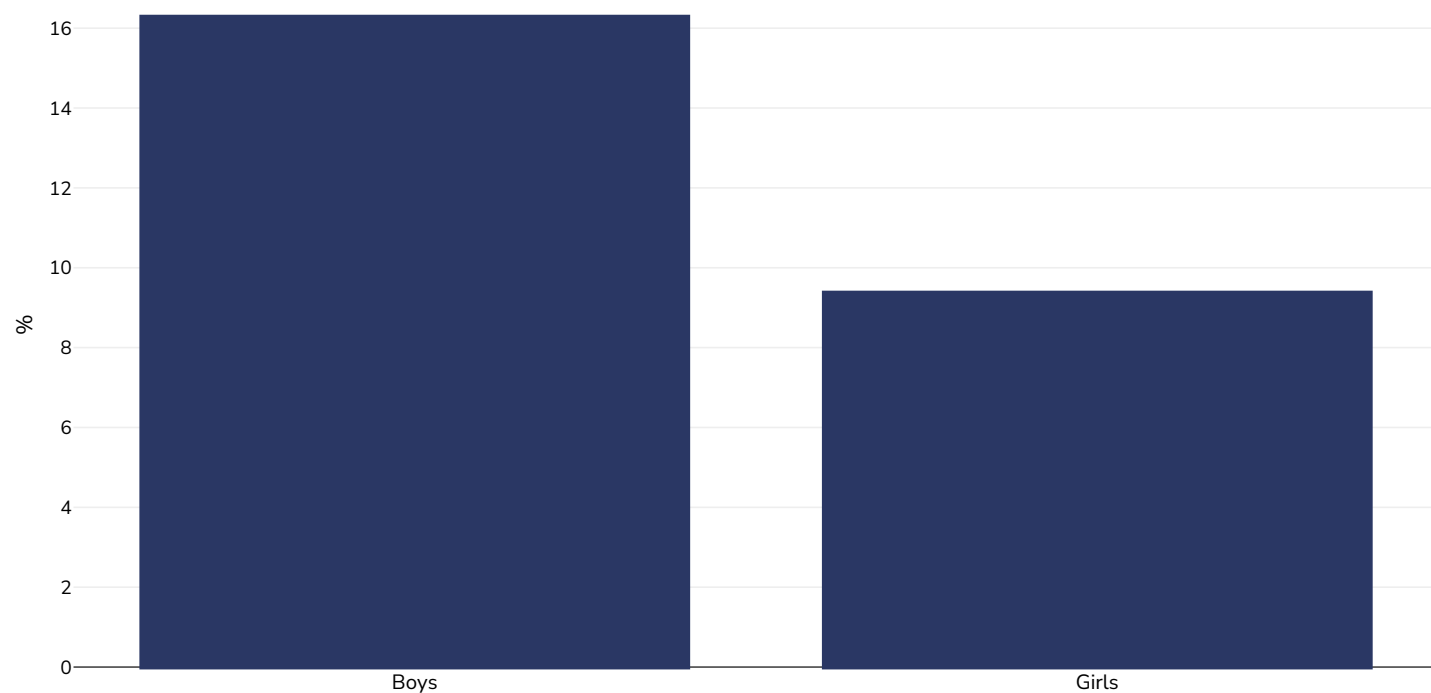
Girls, 2021-2022



Survey type:	Self-reported
Age:	11-15
References:	Rakić JG, Hamrik Z, Dzielska A, Felder-Puig R, Oja L, Bakalár P et al. A focus on adolescent physical activity, eating behaviours, weight status and body image in Europe, central Asia and Canada. Health Behaviour in School-aged Children (HBSC) international report from the 2021/2022 survey. Volume 4. Copenhagen: WHO Regional Office for Europe; 2024. 'Any translation was not created by the World Health Organization (WHO). WHO is not responsible for the content or accuracy of this translation. The original English edition shall be the binding and authentic edition'
Notes:	Family affluence scaleHBSC aims to survey approximately 1500 pupils per age group in each country or region (totaling around 4500)
Cutoffs:	+2SD

Double burden of underweight & overweight

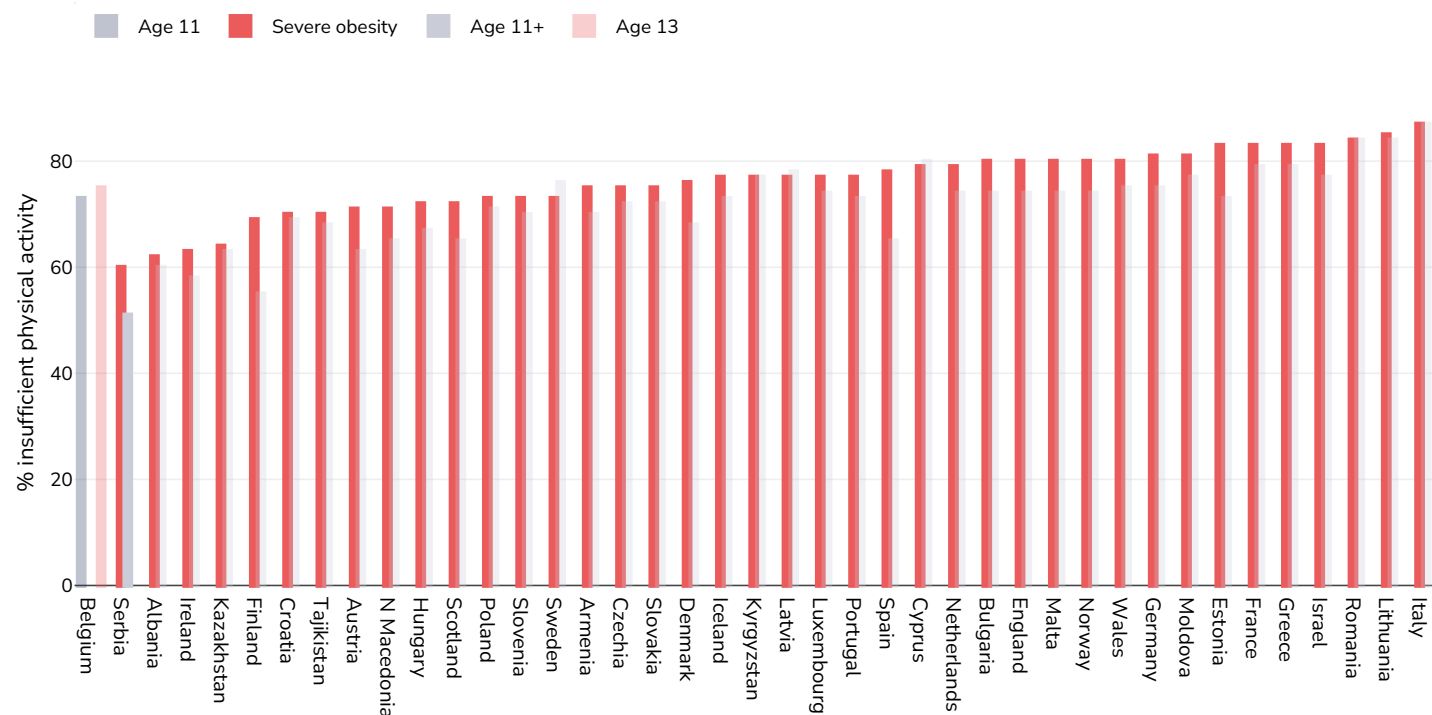
Children, 2022



Survey type:	Measured
Age:	5-19
References:	NCD Risk Factor Collaboration (NCD-RisC). Worldwide trends in underweight and obesity from 1990 to 2022: a pooled analysis of 3663 population representative studies with 222 million children, adolescents, and adults. Lancet 2024; published online Feb 29. https://doi.org/10.1016/S0140-6736(23)02750-2 .
Notes:	Age standardised estimates
Definitions:	Combined prevalence of BMI < -2SD and BMI > 2SD (double burden of thinness and obesity)
Cutoffs:	BMI < -2SD and BMI > 2SD

Insufficient physical activity

Boys, 2022



Area covered:

National

References:

Rakić JG, Hamrik Z, Dzielska A, Felder-Puig R, Oja L, Bakalár P et al. A focus on adolescent physical activity, eating behaviours, weight status and body image in Europe, central Asia and Canada. Health Behaviour in School-aged Children international report from the 2021/2022 survey. Volume 4. Copenhagen: WHO Regional Office for Europe; 2024. Licence: CC BY-NC-SA 3.0 IGO. Health Behaviour in School-aged Children study (2023), Data browser (findings from the 2021/22 international HBSC survey): <https://data-browser.hbsc.org>.

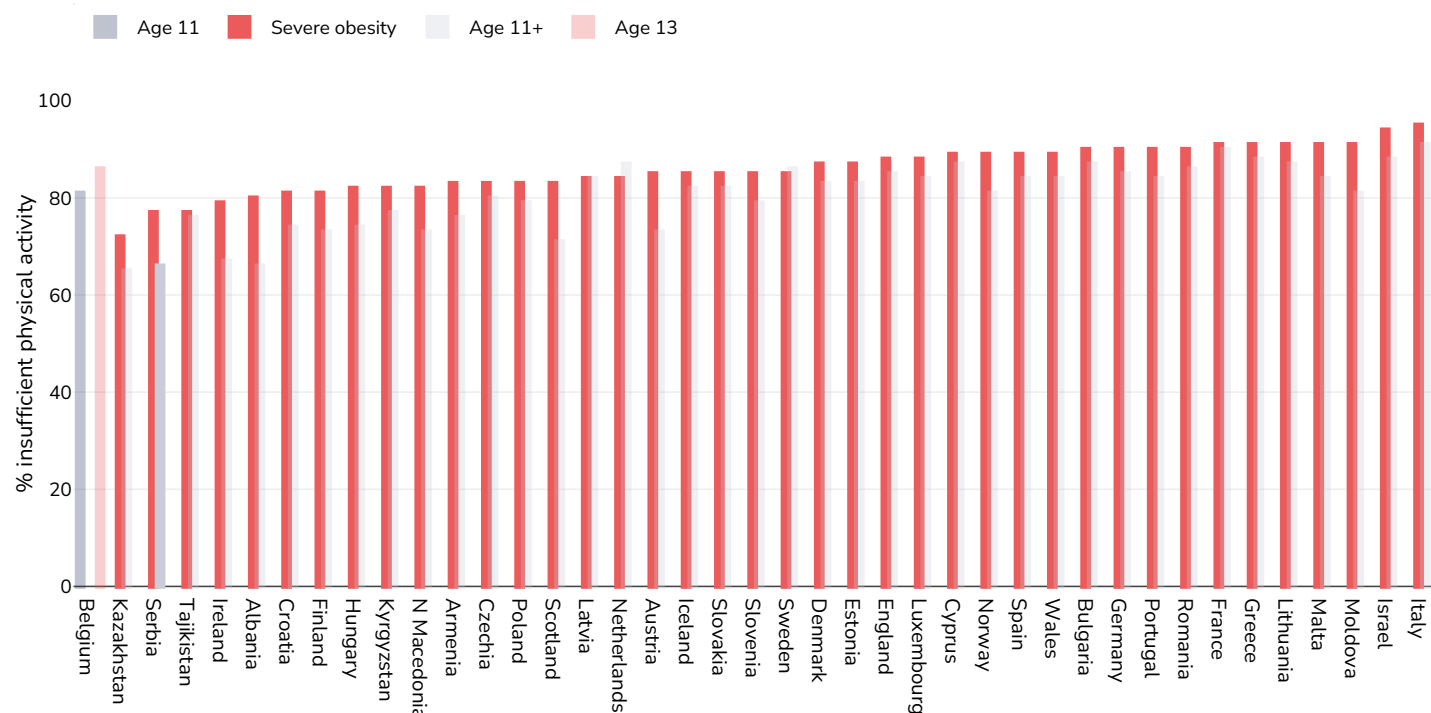
Notes:

Young people were asked to report the number of days over the past week during which they were physically active for a total of at least 60 minutes. The question was introduced by text defining moderate-to-vigorous physical activity (MVPA) as any activity that increases the heart rate and makes the person get out of breath some of the time, with examples provided. Findings presented on the Observatory show the proportions who report less than 60 minutes of MVPA daily.

Definitions:

% reporting less than 60 minutes of MVPA daily

Girls, 2022



Area covered:

National

References:

Rakić JG, Hamrik Z, Dzielska A, Felder-Puig R, Oja L, Bakalár P et al. A focus on adolescent physical activity, eating behaviours, weight status and body image in Europe, central Asia and Canada. Health Behaviour in School-aged Children international report from the 2021/2022 survey. Volume 4. Copenhagen: WHO Regional Office for Europe; 2024. Licence: CC BY-NC-SA 3.0 IGO. Health Behaviour in School-aged Children study (2023), Data browser (findings from the 2021/22 international HBSC survey): <https://data-browser.hbsc.org>.

Notes:

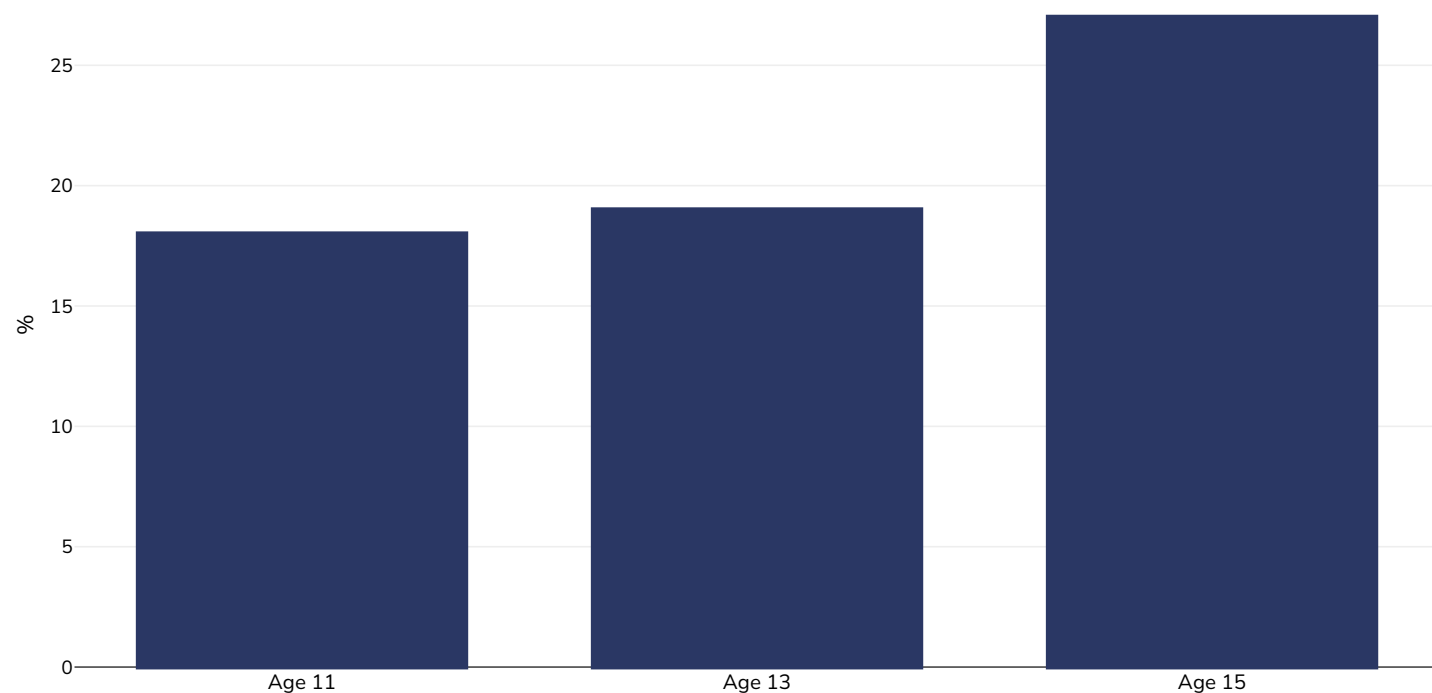
Young people were asked to report the number of days over the past week during which they were physically active for a total of at least 60 minutes. The question was introduced by text defining moderate-to-vigorous physical activity (MVPA) as any activity that increases the heart rate and makes the person get out of breath some of the time, with examples provided. Findings presented on the Observatory show the proportions who report less than 60 minutes of MVPA daily.

Definitions:

% reporting less than 60 minutes of MVPA daily

Prevalence of at least daily carbonated soft drink consumption

Boys, 2021-2022

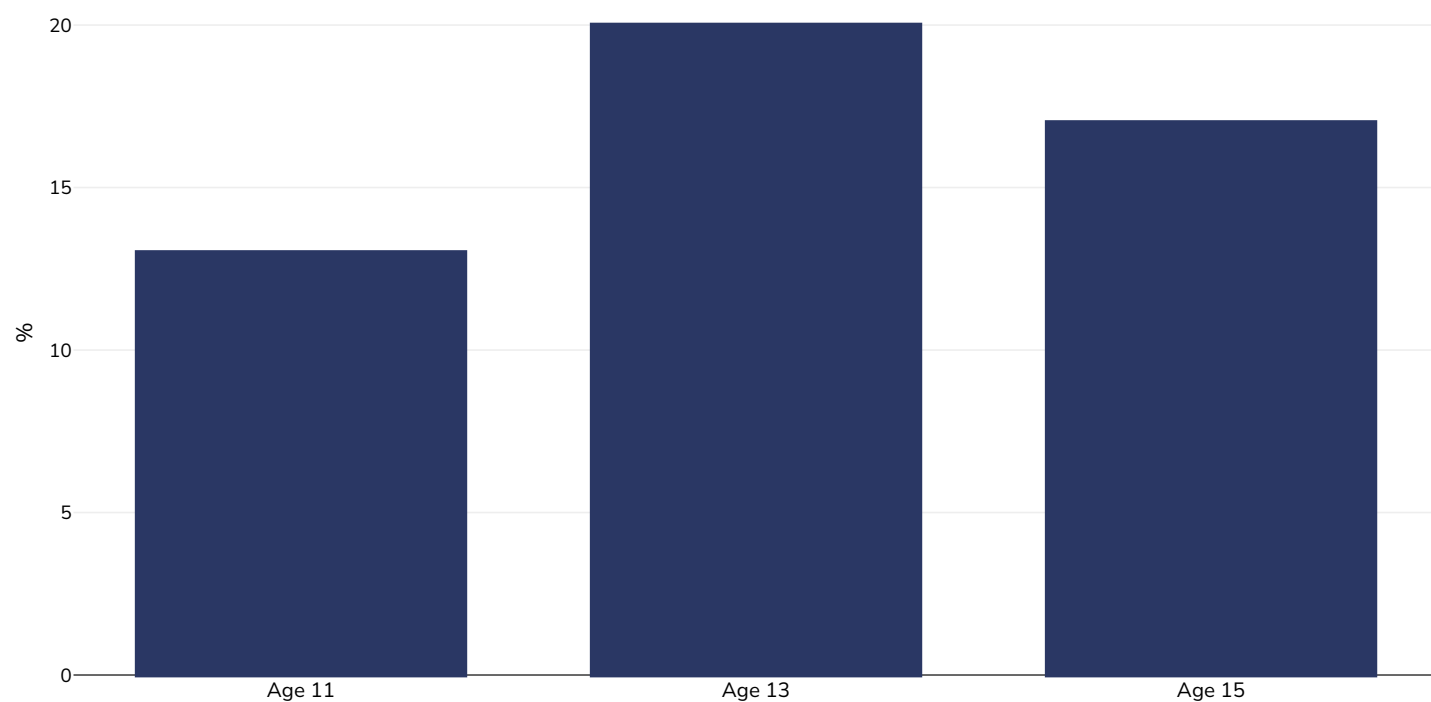


Area covered: National

References: Health Behaviour in School-aged Children study (2023), Data browser (findings from the 2021/22 international HBSC survey): <https://data-browser.hbsc.org>

Definitions: Proportion who reported drinking sugary soft drinks daily (at least once)

Girls, 2021-2022



Area covered:

National

References:

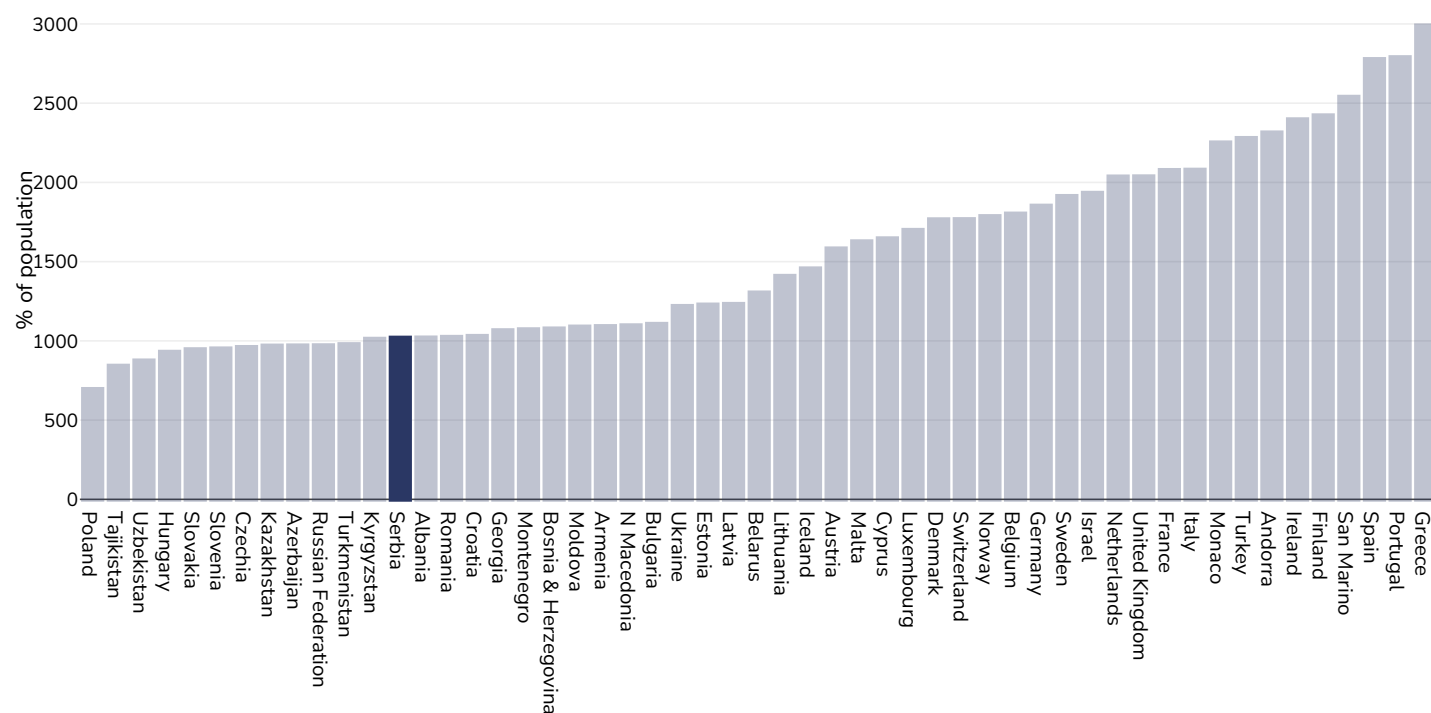
Health Behaviour in School-aged Children study (2023), Data browser (findings from the 2021/22 international HBSC survey):
<https://data-browser.hbsc.org>

Definitions:

Proportion who reported drinking sugary soft drinks daily (at least once)

Mental health - depression disorders

Children, 2021



Area covered:

National

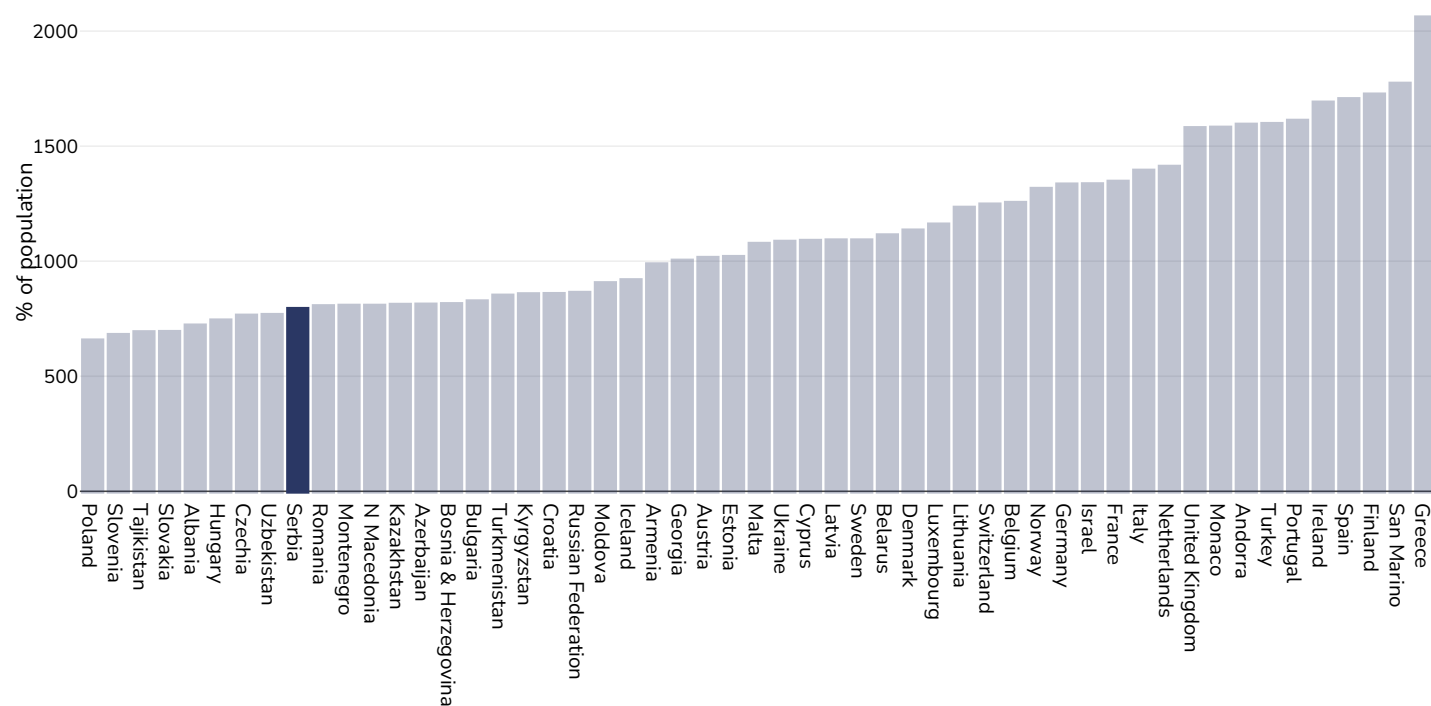
References:

Institute for Health Metrics and Evaluation (IHME). GBD Compare Data Visualization. Global Burden of Disease (GBD) Study 2021. Seattle, WA: IHME, University of Washington, 2023. Available from <http://vizhub.healthdata.org/gbd-compare>. (Last accessed 23.04.25)

Definitions:

Number living with depressive disorder per 100,000 population (Under 20 years of age)

Boys, 2021



Area covered:

National

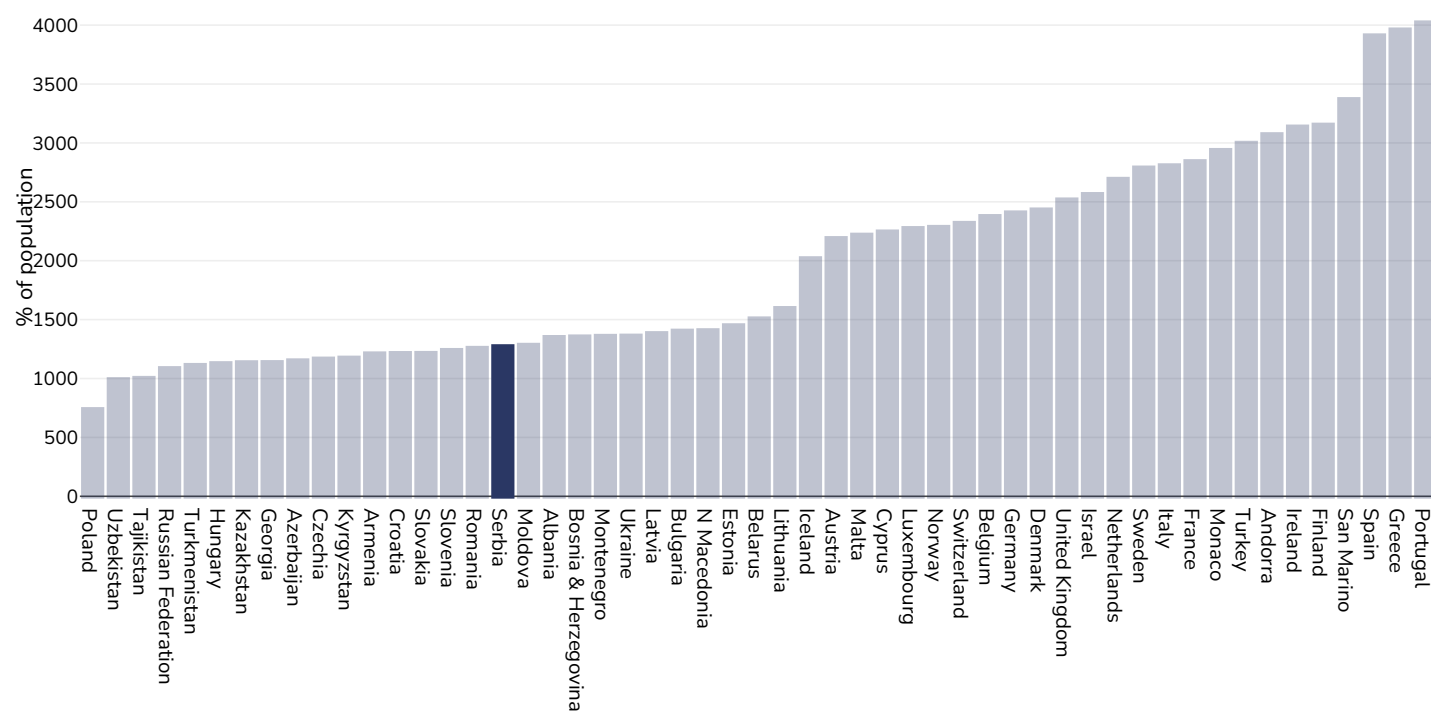
References:

Institute for Health Metrics and Evaluation (IHME). GBD Compare Data Visualization. Global Burden of Disease (GBD) Study 2021. Seattle, WA: IHME, University of Washington, 2023. Available from <http://vizhub.healthdata.org/gbd-compare>. (Last accessed 23.04.25)

Definitions:

Number living with depressive disorder per 100,000 population (Under 20 years of age)

Girls, 2021



Area covered:

National

References:

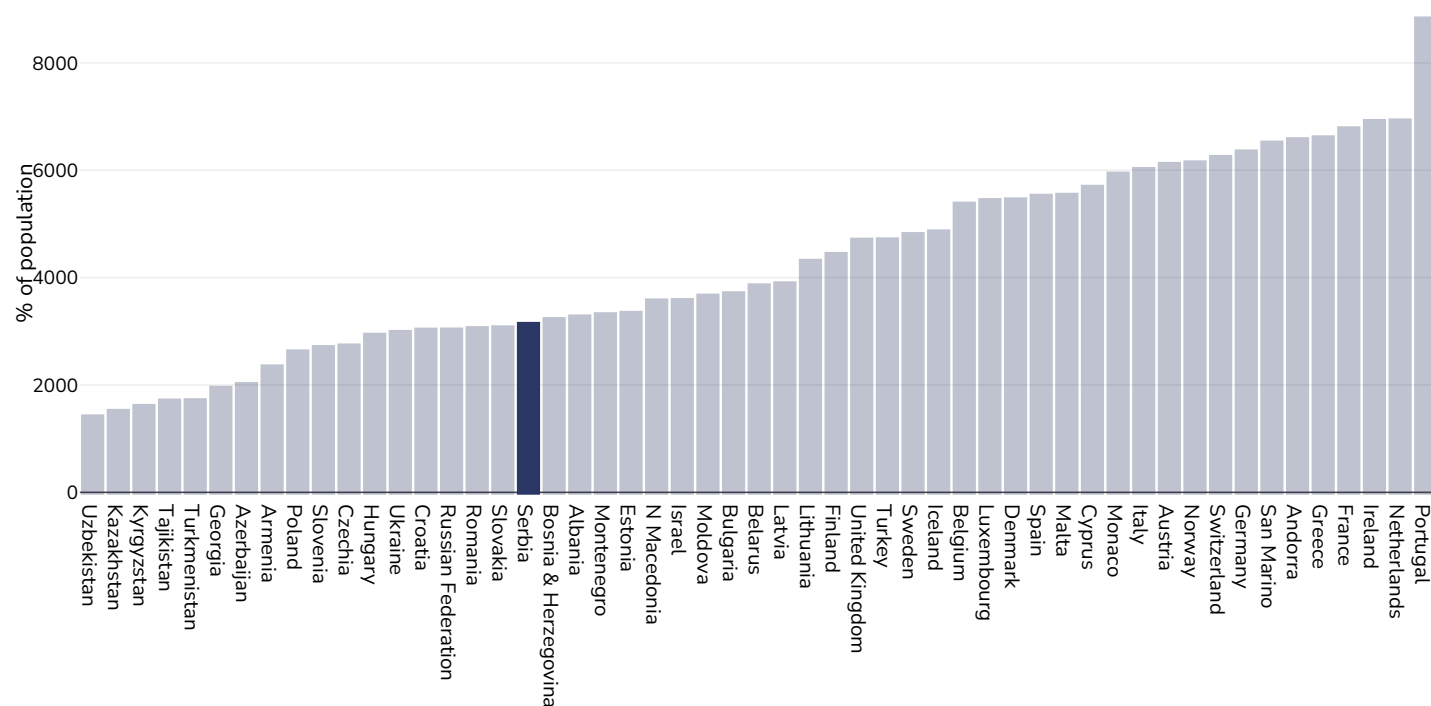
Institute for Health Metrics and Evaluation (IHME). GBD Compare Data Visualization. Global Burden of Disease (GBD) Study 2021. Seattle, WA: IHME, University of Washington, 2023. Available from <http://vizhub.healthdata.org/gbd-compare>. (Last accessed 23.04.25)

Definitions:

Number living with depressive disorder per 100,000 population (Under 20 years of age)

Mental health - anxiety disorders

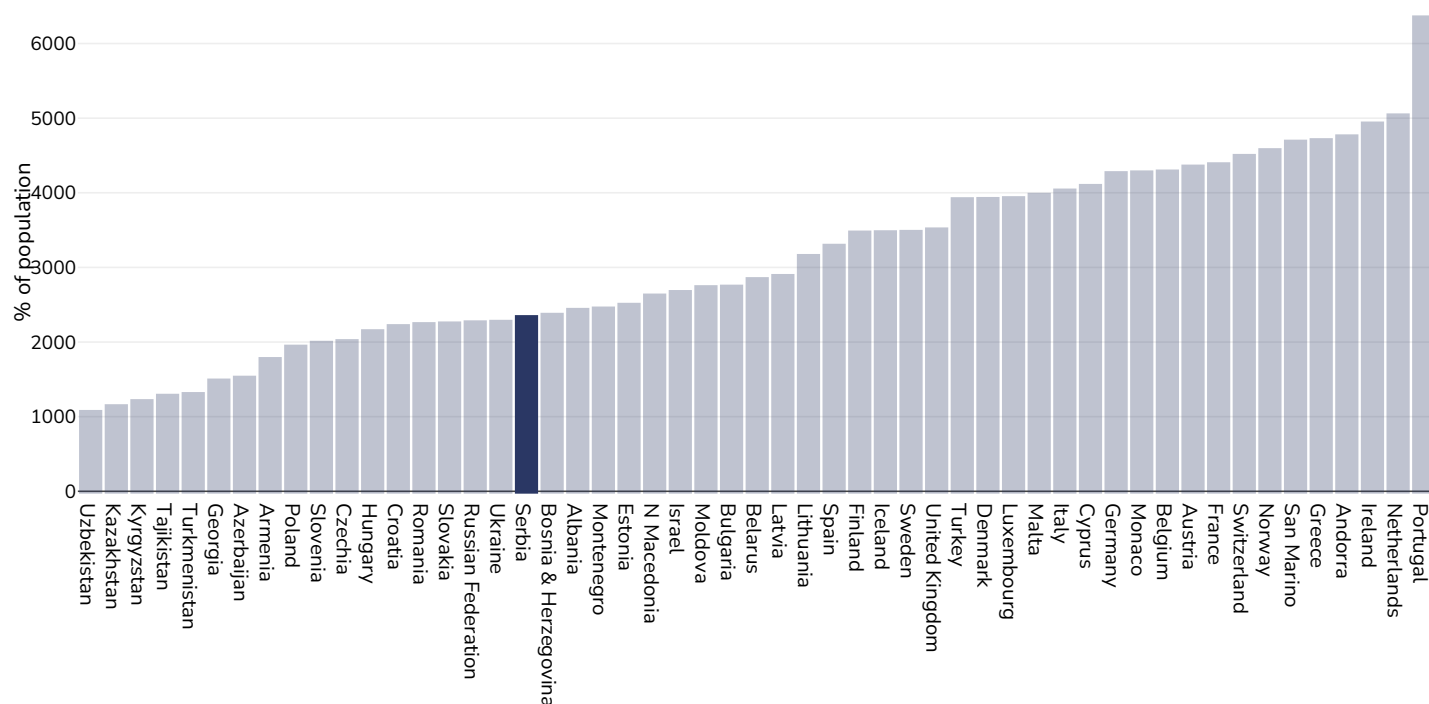
Children, 2021



References:

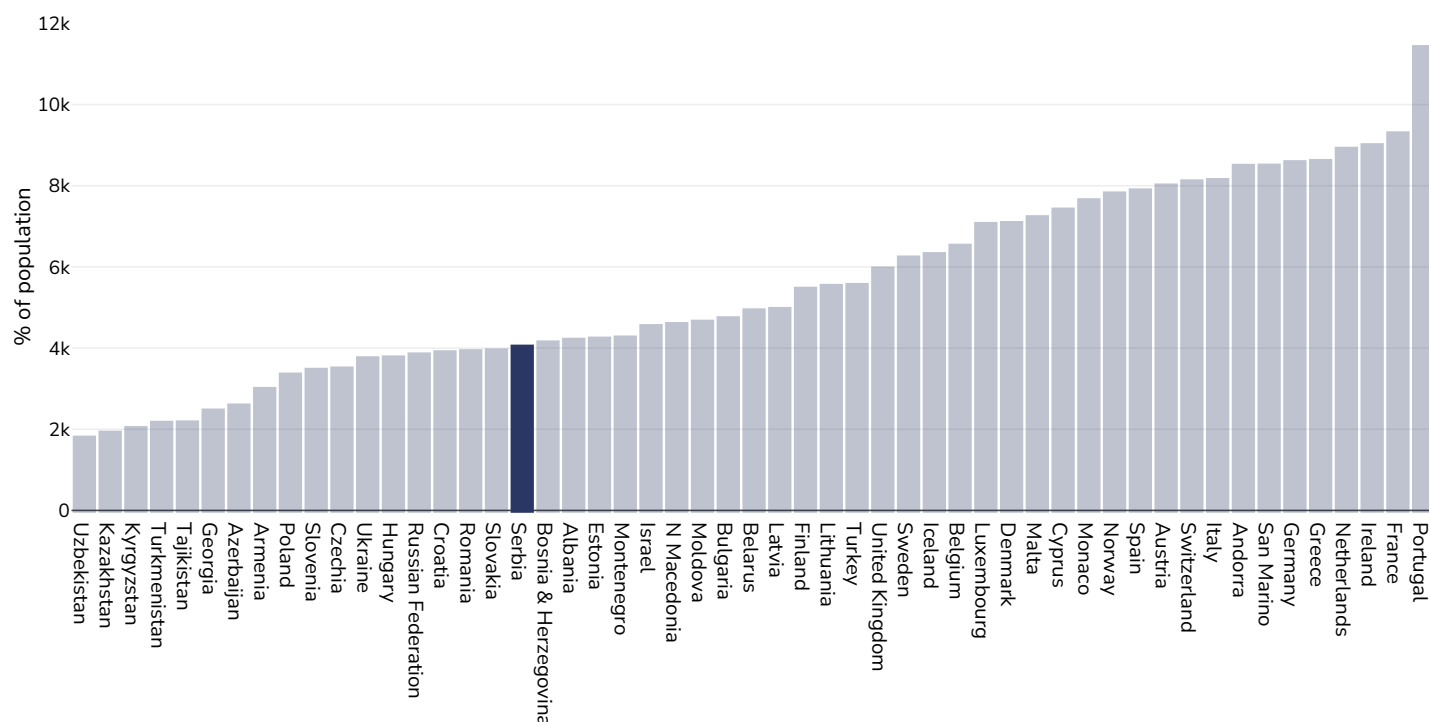
Institute for Health Metrics and Evaluation (IHME). GBD Compare Data Visualization. Global Burden of Disease (GBD) Study 2021. Seattle, WA: IHME, University of Washington, 2023. Available from <http://vizhub.healthdata.org/gbd-compare>. (Last accessed 23.04.25)

Boys, 2021



References: Institute for Health Metrics and Evaluation (IHME). GBD Compare Data Visualization. Global Burden of Disease (GBD) Study 2021. Seattle, WA: IHME, University of Washington, 2023. Available from <http://vizhub.healthdata.org/gbd-compare>. (Last accessed 23.04.25)

Girls, 2021



References: Institute for Health Metrics and Evaluation (IHME). GBD Compare Data Visualization. Global Burden of Disease (GBD) Study 2021. Seattle, WA: IHME, University of Washington, 2023. Available from <http://vizhub.healthdata.org/gbd-compare>. (Last accessed 23.04.25)

PDF created on June 25, 2025