



Senegal



Country report card


This report card contains the latest data available on the Global Obesity Observatory on overweight and obesity . Where available, data on common and relevant obesity drivers and comorbidities are also presented.

View the latest version of this report on the Global Obesity Observatory at <https://data.worldobesity.org/country/senegal-187/>.

Contents	Page
Obesity prevalence	3
Trend: % Adults living with obesity in Senegal 1992-2010	6
Trend: % Adults living with overweight or obesity in Senegal 1992-2010	7
Overweight/obesity by education	8
Overweight/obesity by age	12
Overweight/obesity by region	14
Overweight/obesity by socio-economic group	17
Double burden of underweight & overweight	19
Insufficient physical activity	22
Estimated per capita fruit intake	28
Estimated per capita processed meat intake	29
Estimated per capita whole grains intake	30
Mental health - depression disorders	31
Mental health - anxiety disorders	37
% Infants exclusively breastfed 0-5 months	42
Percent of population who cannot afford a healthy diet	43
Oesophageal cancer	44
Breast cancer	46
Colorectal cancer	47
Pancreatic cancer	49
Gallbladder cancer	51
Kidney cancer	53
Cancer of the uterus	55
Raised blood pressure	56
Raised cholesterol	59
Raised fasting blood glucose	62
Diabetes prevalence	64
Ovarian Cancer	65
Leukemia	66
Liver and intrahepatic bile duct Cancer	68
Multiple Myeloma	70
Non Hodgkin Lymphoma	72
Thyroid Cancer	74

Obesity prevalence

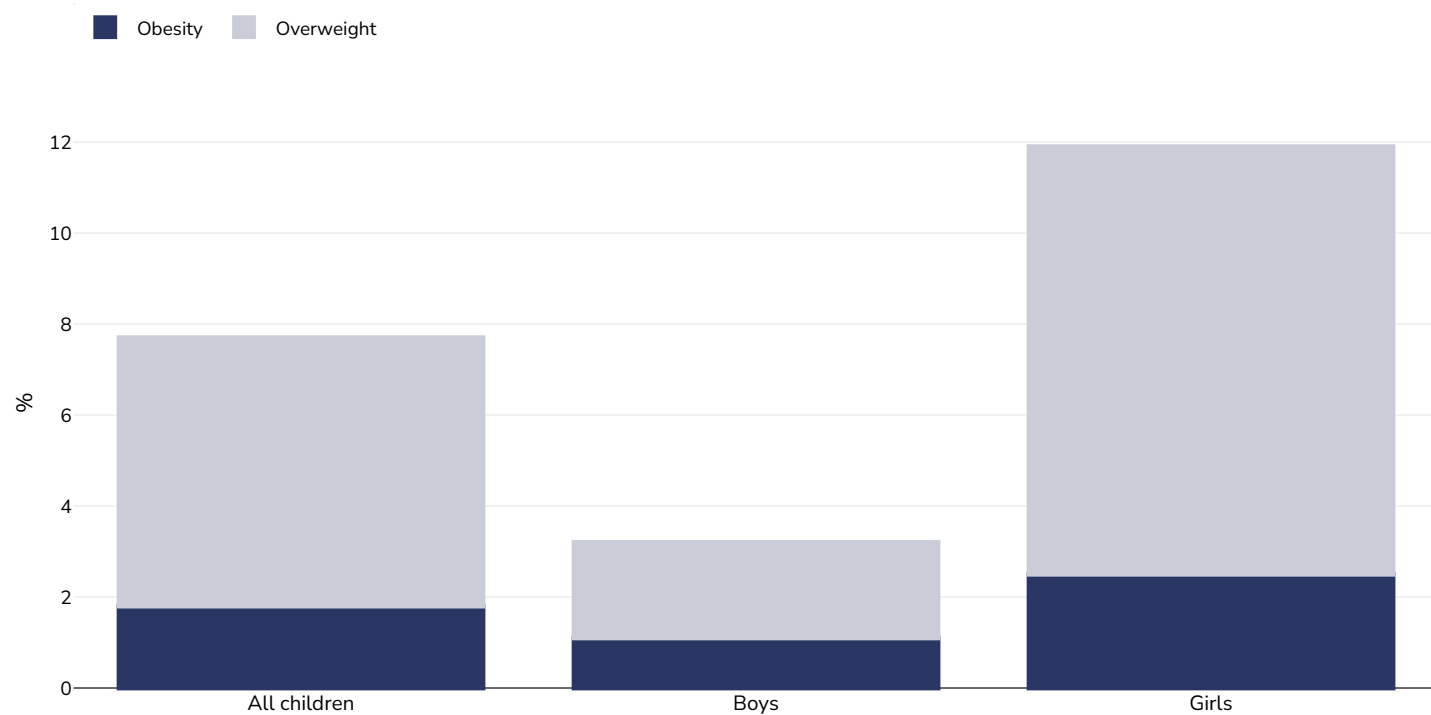
Adults, 2015



Survey type:	Measured
Age:	18-69
Sample size:	5134
Area covered:	National
References:	STEPS Senegal 2015, https://www.who.int/ncds/surveillance/steps/RAP_RAPPORT_PRELIMINAIRE_STEPS_2015.pdf?ua=1 (accessed 08.04.20)

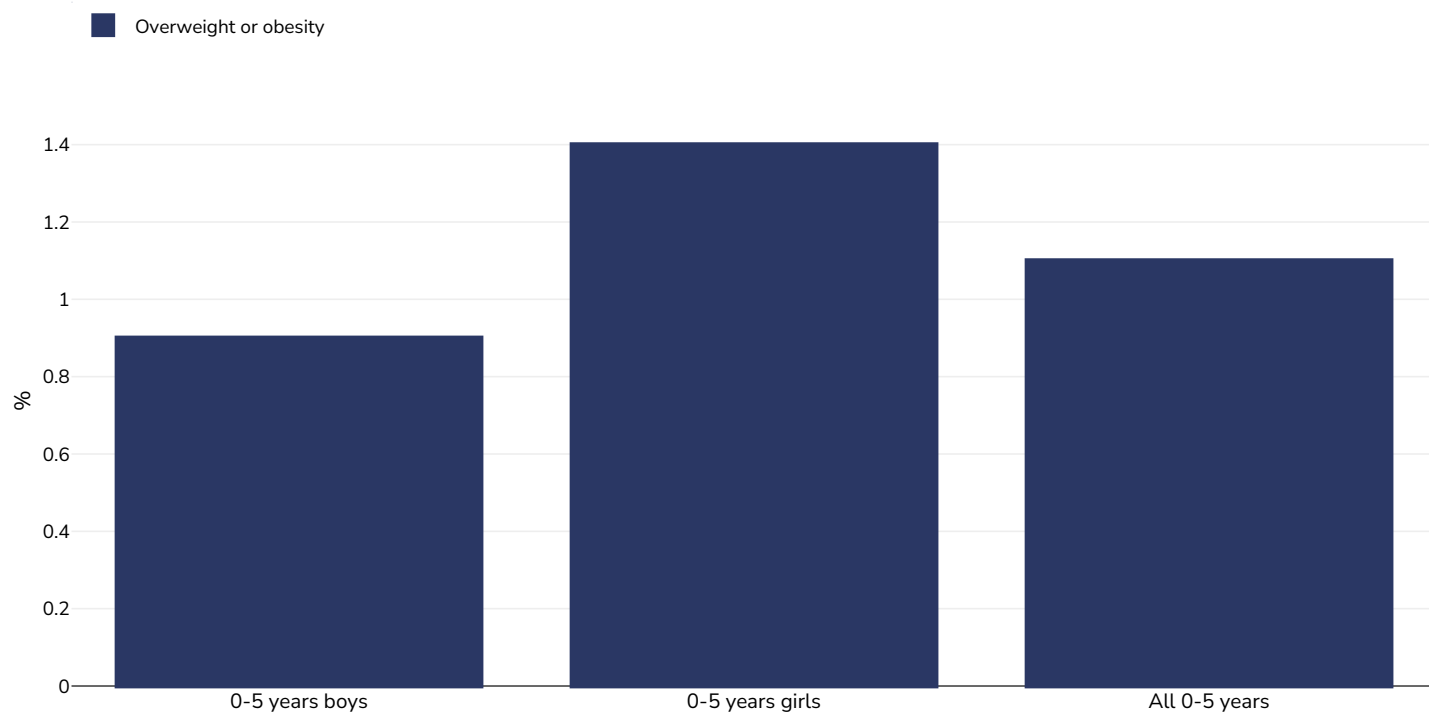
Unless otherwise noted, overweight refers to a BMI between 25kg and 29.9kg/m², obesity refers to a BMI greater than 30kg/m².

Children, 2021



Survey type:	Measured
Age:	10-19
Sample size:	1,387
Area covered:	National
References:	Sy, M., Diouf, A., Abdou Badiane, Camara, M.D., Diagne, A. and Idohou-Dossou, N. (2025). Nutritional status and associated factors among adolescents in Senegal: a nationwide cross-sectional study. <i>BMJ Open</i> , [online] 15(10), pp.e095574–e095574. doi: https://doi.org/10.1136/bmjopen-2024-095574 [Accessed 19.01.26] □
Cutoffs:	WHO 2007

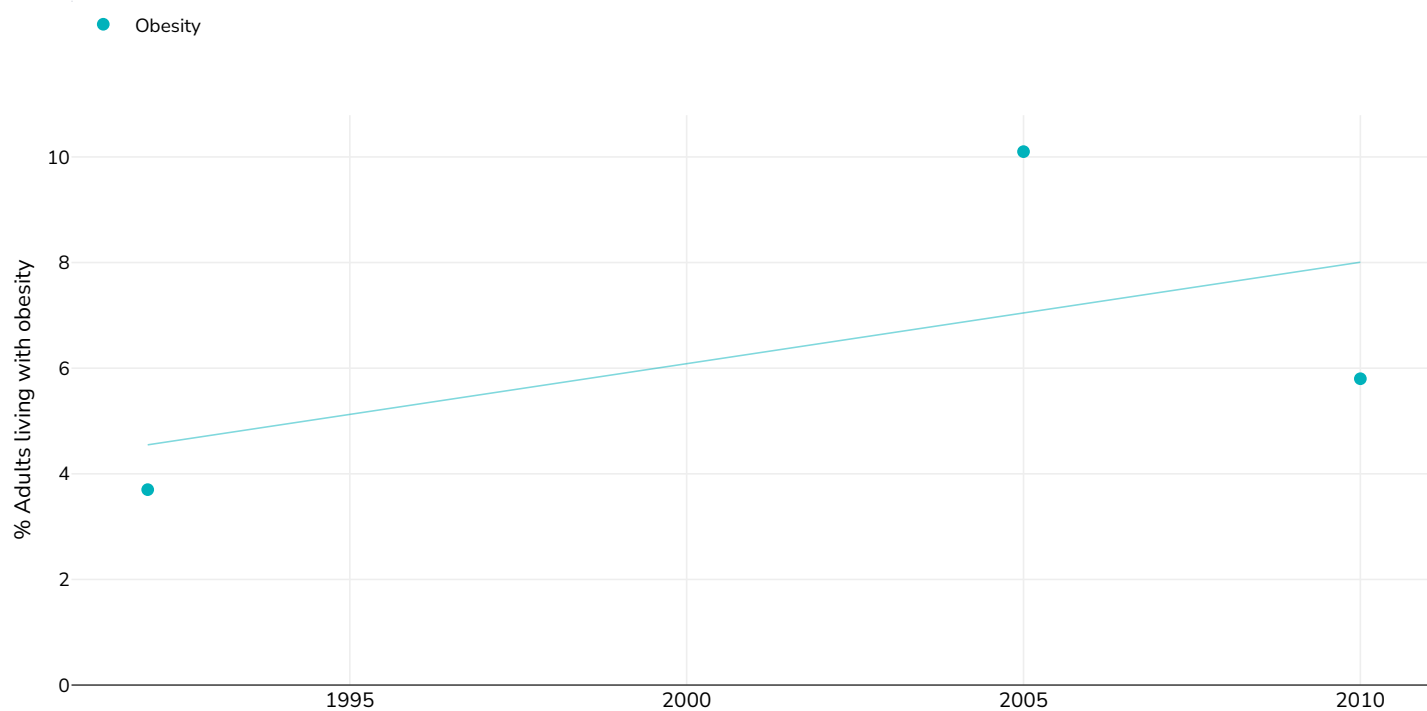
0-5 years, 2023



Survey type:	Measured
Age:	0-5
Sample size:	4636
Area covered:	National
References:	Agence nationale de la statistique et de la démographie (ANSD) [Sénégal], et ICF 2023. Enquête Démographique et de Santé Continue (Enquête Continue 2023) et Rockville, Maryland, USA : ANSD et ICF.
Definitions:	Percentage of children under 5 years of age falling above 2 standard deviations (moderate and severe) from the median weight-for-height of the reference population
Cutoffs:	=>+2SD

% Adults living with obesity in Senegal 1992-2010

Women



Survey type:

Measured

References:

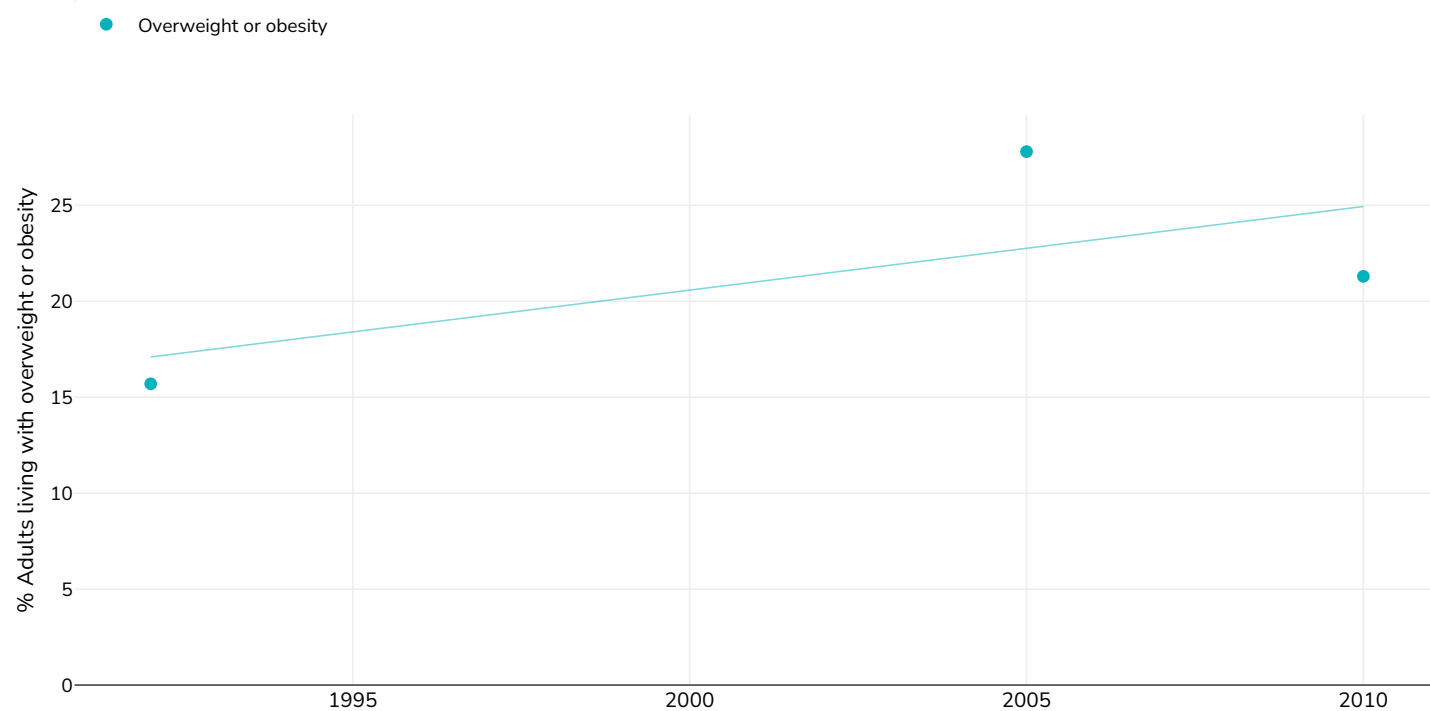
1992: Martorell R, Khan LK, Hughes ML, Grummer Strawn LM. Obesity in women from developing countries. *EJCN* (2000) 54:247-252
 2005: Ndiaye, Salif, and Mohamed Ayad. 2006. *Enquête Démographique et de Santé au Sénégal 2005*. Calverton, Maryland, USA: Centre de Recherche pour le Développement Humain/Sénégal and ORC Macro.
 2010: Agence Nationale de la Statistique et de la Démographie - ANSD/Sénégal and ICF International. 2012. *Enquête Démographique et de Santé à Indicateurs Multiples Sénégal (EDS-MICS) 2010-2011*. Calverton, Maryland, USA: ANSD and ICF International.

Unless otherwise noted, overweight refers to a BMI between 25kg and 29.9kg/m², obesity refers to a BMI greater than 30kg/m².

Different methodologies may have been used to collect this data and so data from different surveys may not be strictly comparable. Please check with original data sources for methodologies used.

% Adults living with overweight or obesity in Senegal 1992-2010

Women



Survey type:

Measured

References:

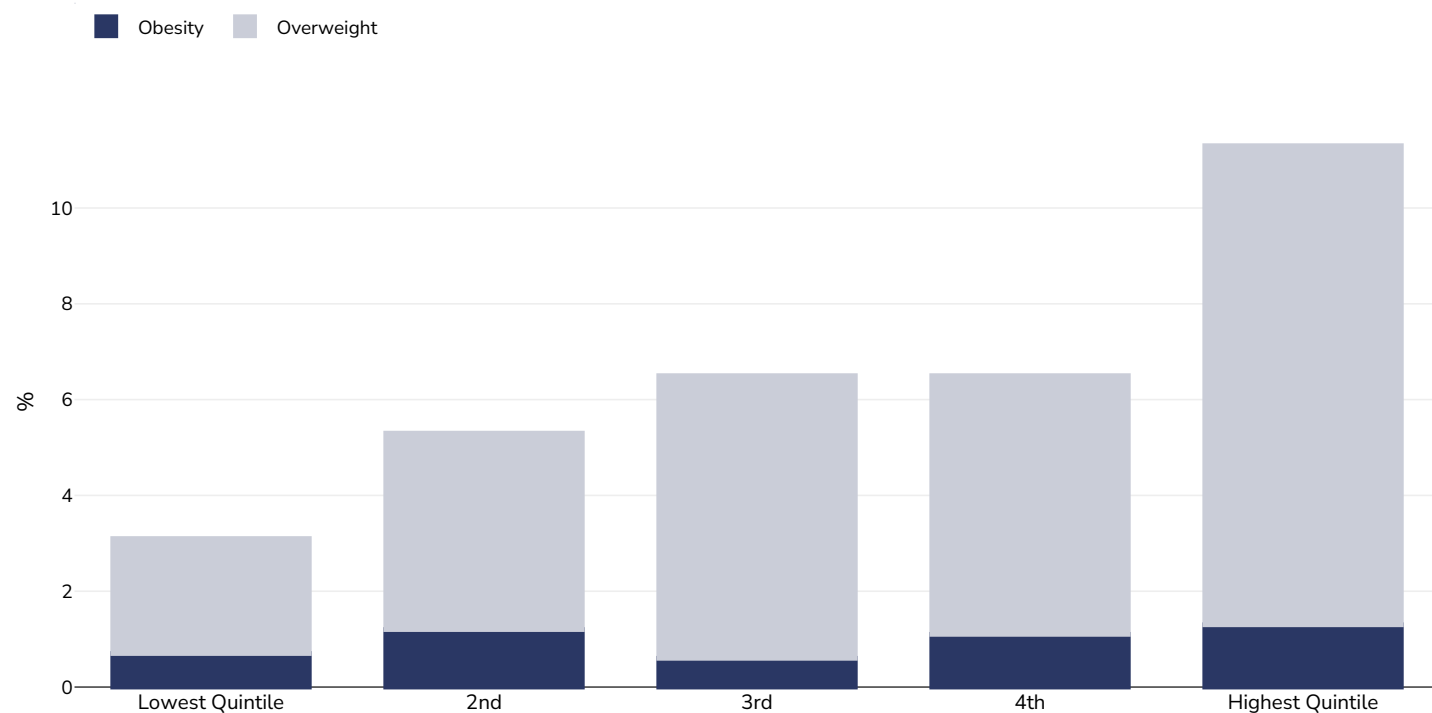
- 1992: Martorell R, Khan LK, Hughes ML, Grummer Strawn LM. Obesity in women from developing countries. *EJCN* (2000) 54:247-252
- 2005: Ndiaye, Salif, and Mohamed Ayad. 2006. *Enquête Démographique et de Santé au Sénégal 2005*. Calverton, Maryland, USA: Centre de Recherche pour le Développement Humain/Sénégal and ORC Macro.
- 2010: Agence Nationale de la Statistique et de la Démographie - ANSD/Sénégal and ICF International. 2012. *Enquête Démographique et de Santé à Indicateurs Multiples Sénégal (EDS-MICS) 2010-2011*. Calverton, Maryland, USA: ANSD and ICF International.

Unless otherwise noted, overweight refers to a BMI between 25kg and 29.9kg/m², obesity refers to a BMI greater than 30kg/m².

Different methodologies may have been used to collect this data and so data from different surveys may not be strictly comparable. Please check with original data sources for methodologies used.

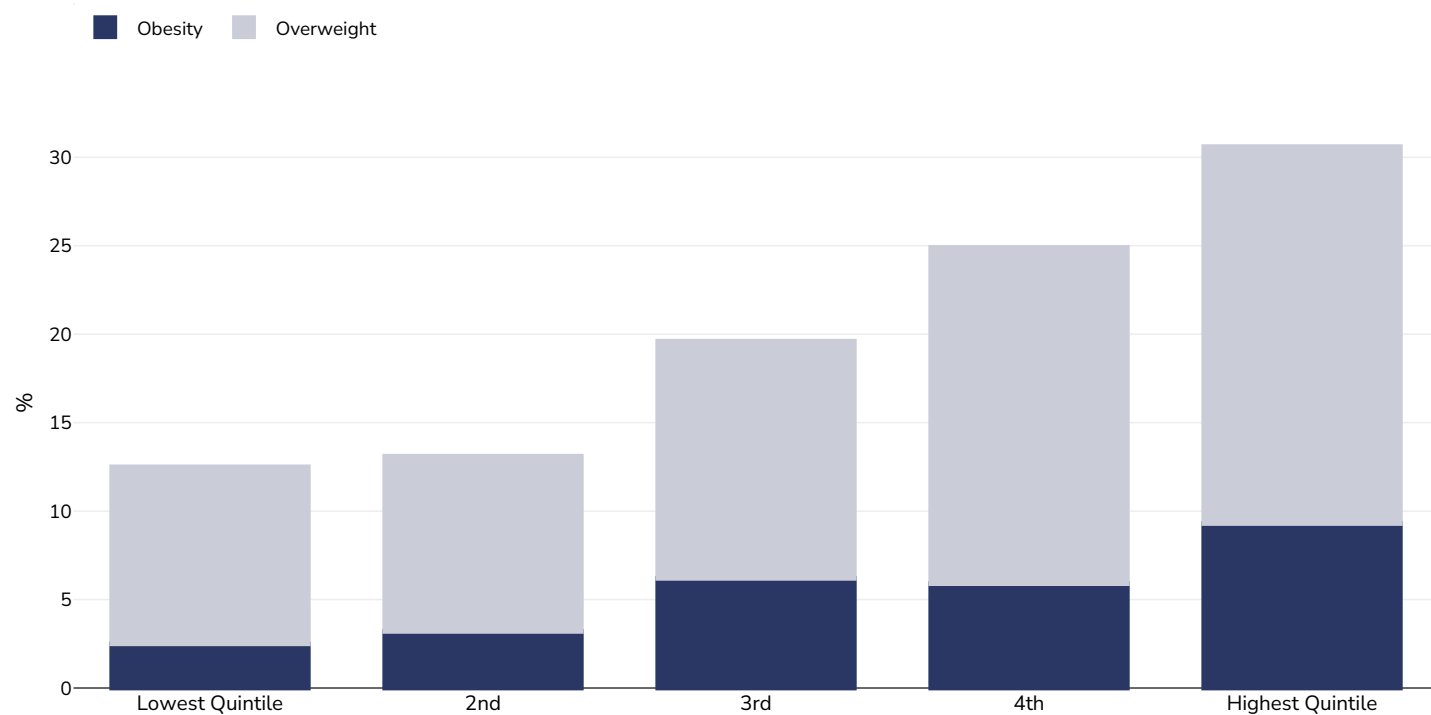
Overweight/obesity by education

Men, 2010-2011



Survey type:	Measured
Age:	15-49
Sample size:	9656
Area covered:	National
References:	Agence Nationale de la Statistique et de la Démographie - ANSD/Sénégal and ICF International. 2012. Enquête Démographique et de Santé à Indicateurs Multiples Sénégal (EDS-MICS) 2010-2011. Calverton, Maryland, USA: ANSD and ICF International.
Notes:	Demographic Health Survey data includes ever married women aged 15-49 years only and may include males aged 15-59. <i>Unless otherwise noted, overweight refers to a BMI between 25kg and 29.9kg/m², obesity refers to a BMI greater than 30kg/m².</i>

Women, 2010-2011



Survey type: Measured

Age: 15-49

Sample size: 9656

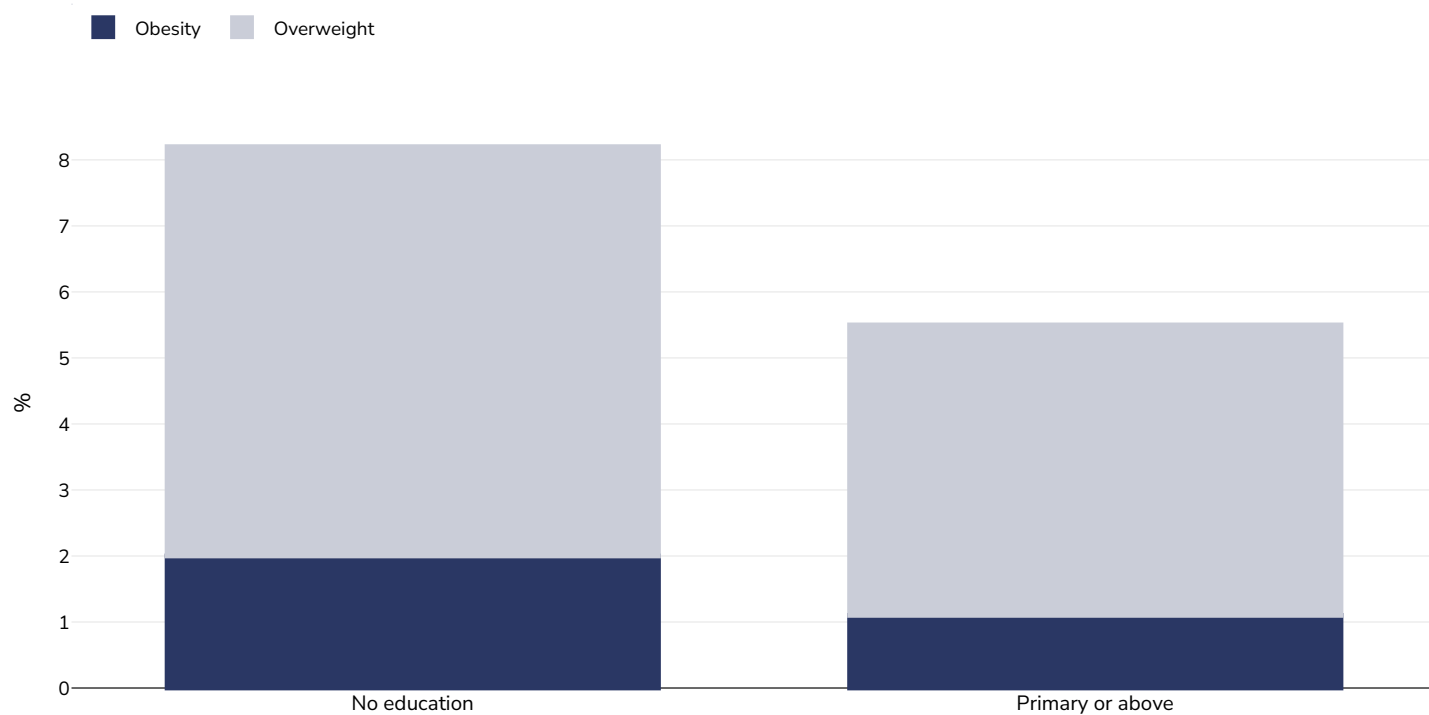
Area covered: National

References: Agence Nationale de la Statistique et de la Démographie - ANSD/Sénégal and ICF International. 2012. Enquête Démographique et de Santé à Indicateurs Multiples Sénégal (EDS-MICS) 2010-2011. Calverton, Maryland, USA: ANSD and ICF International.

Notes: Demographic Health Survey data includes ever married women aged 15-49 years only and may include males aged 15-59.

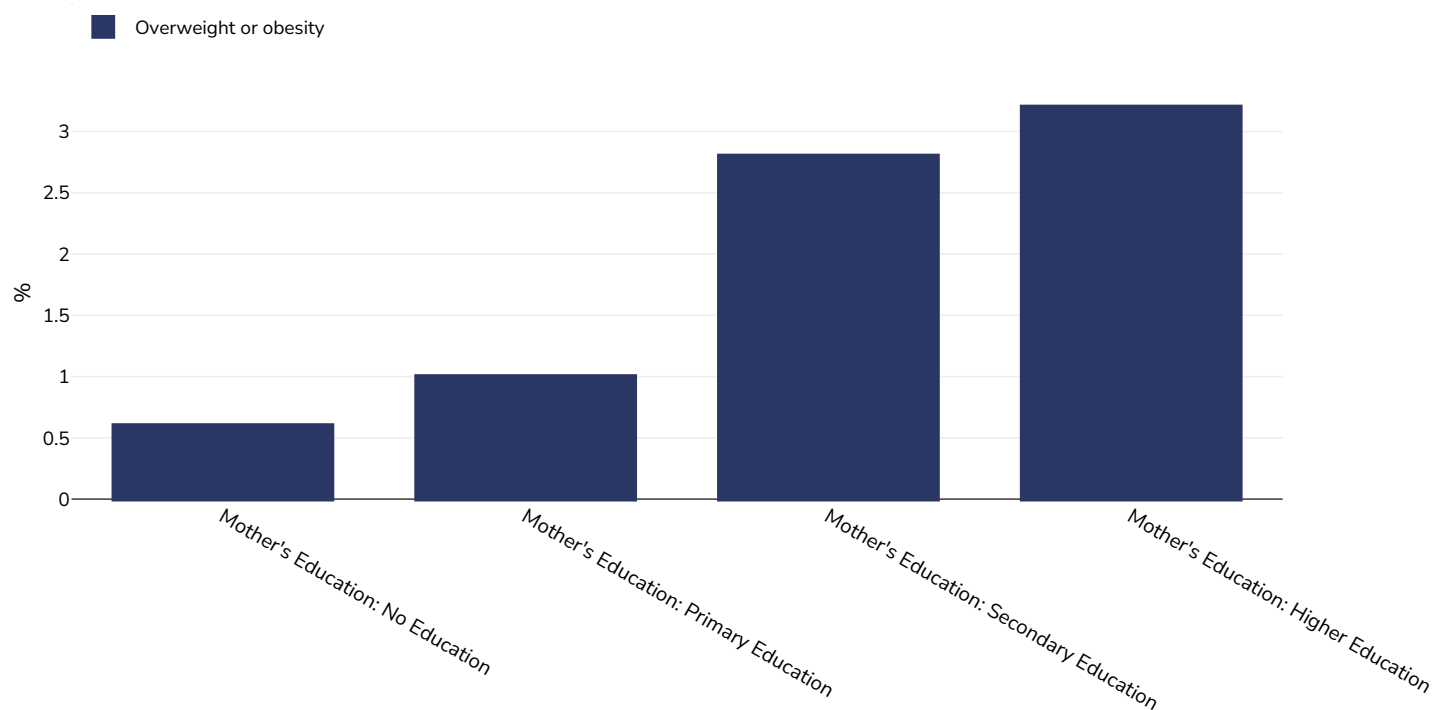
Unless otherwise noted, overweight refers to a BMI between 25kg and 29.9kg/m², obesity refers to a BMI greater than 30kg/m².

Children, 2021



Survey type:	Measured
Age:	10-19
Sample size:	1,387
Area covered:	National
References:	Sy, M., Diouf, A., Abdou Badiane, Camara, M.D., Diagne, A. and Idohou-Dossou, N. (2025). Nutritional status and associated factors among adolescents in Senegal: a nationwide cross-sectional study. <i>BMJ Open</i> , [online] 15(10), pp.e095574–e095574. doi: https://doi.org/10.1136/bmjopen-2024-095574 [Accessed 19.01.26]
Notes:	Child's level of education
Cutoffs:	WHO 2007

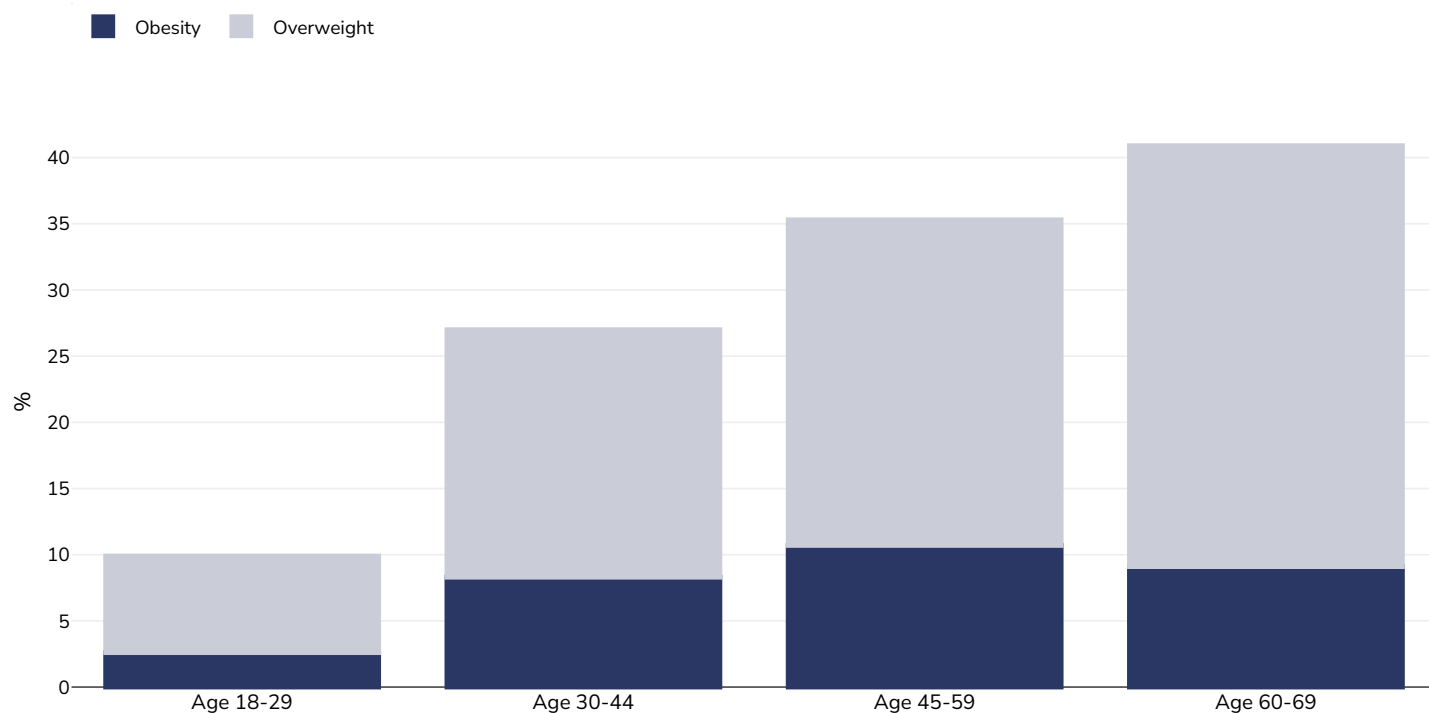
0-5 years, 2023



Survey type:	Measured
Sample size:	4387
Area covered:	National
References:	Sénégal : Enquête Démographique et de Santé Continue (EDS Continue) 2023
Notes:	UNICEF/WHO/World Bank Joint Child Malnutrition Estimates Expanded Database: Overweight estimates: National and Disaggregated, July 2025, New York. Weighted sample size. For more information, please consult https://data.unicef.org/resources/jme/ .
Definitions:	Percentage of children under 5 years of age falling above 2 standard deviations (moderate and severe) from the median weight-for-height of the reference population.
Cutoffs:	=>+2SD

Overweight/obesity by age

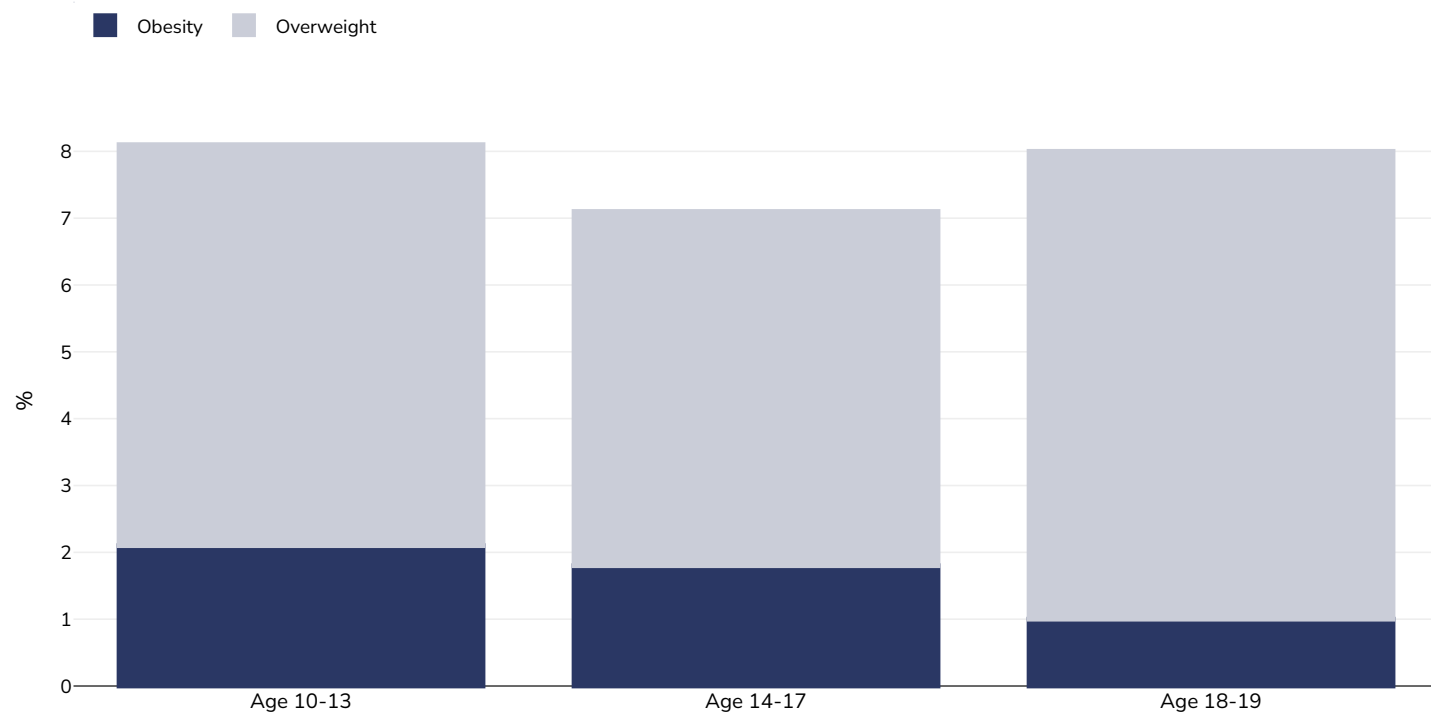
Adults, 2015



Survey type:	Measured
Sample size:	5134
Area covered:	National
References:	STEPS Senegal 2015, https://www.who.int/ncds/surveillance/steps/RAP_RAPPORT_PRELIMINAIRE_STEPS_2015.pdf?ua=1 (accessed 08.04.20)

Unless otherwise noted, overweight refers to a BMI between 25kg and 29.9kg/m², obesity refers to a BMI greater than 30kg/m².

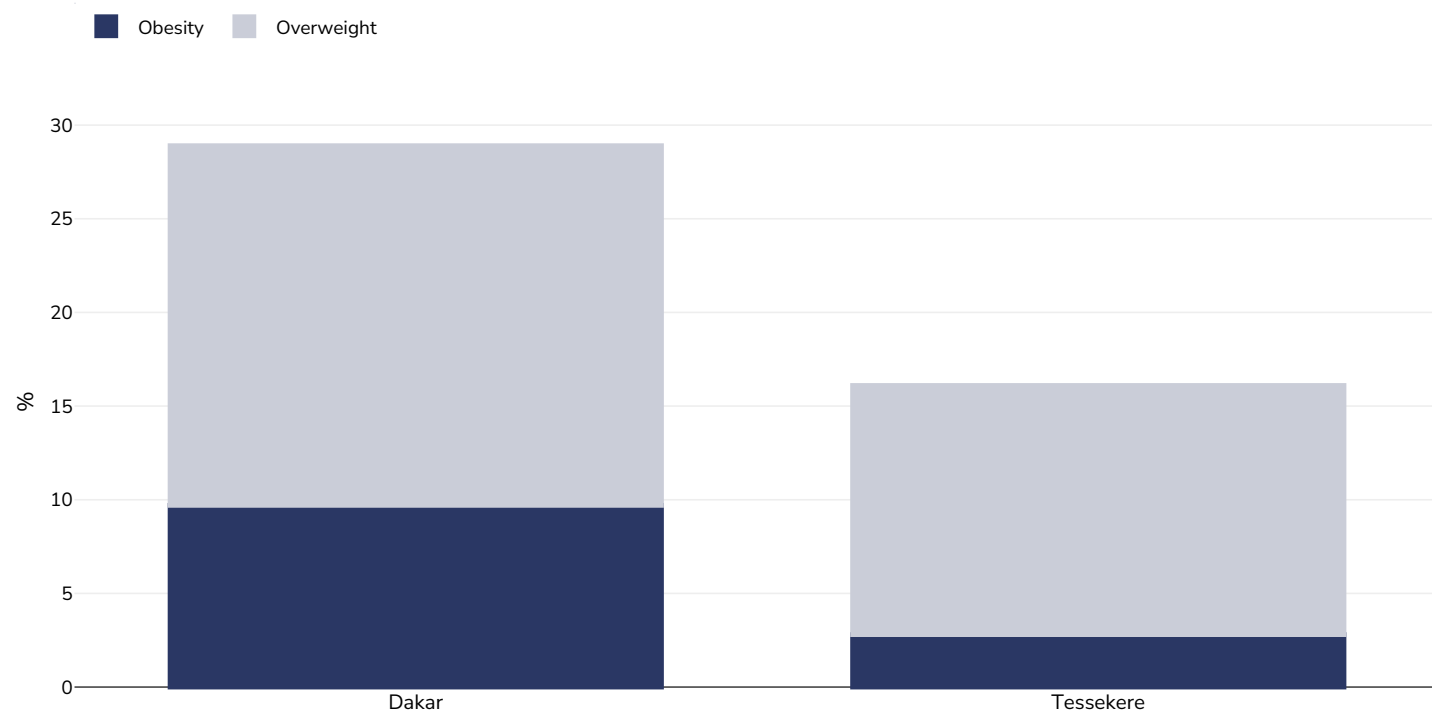
Children, 2021



Survey type:	Measured
Sample size:	1,387
Area covered:	National
References:	Sy, M., Diouf, A., Abdou Badiane, Camara, M.D., Diagne, A. and Idohou-Dossou, N. (2025). Nutritional status and associated factors among adolescents in Senegal: a nationwide cross-sectional study. <i>BMJ Open</i> , [online] 15(10), pp.e095574–e095574. doi: https://doi.org/10.1136/bmjopen-2024-095574 [Accessed 19.01.26]
Cutoffs:	WHO 2007

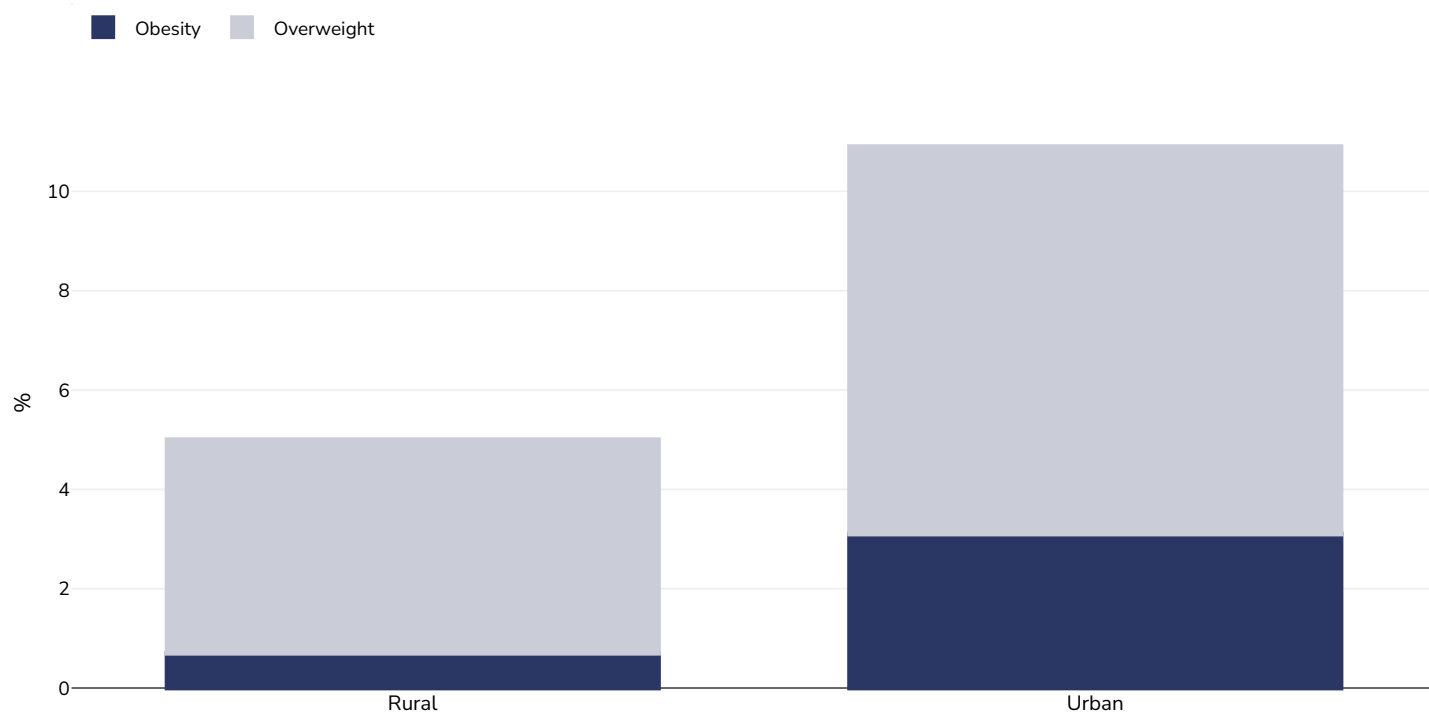
Overweight/obesity by region

Adults, 2015



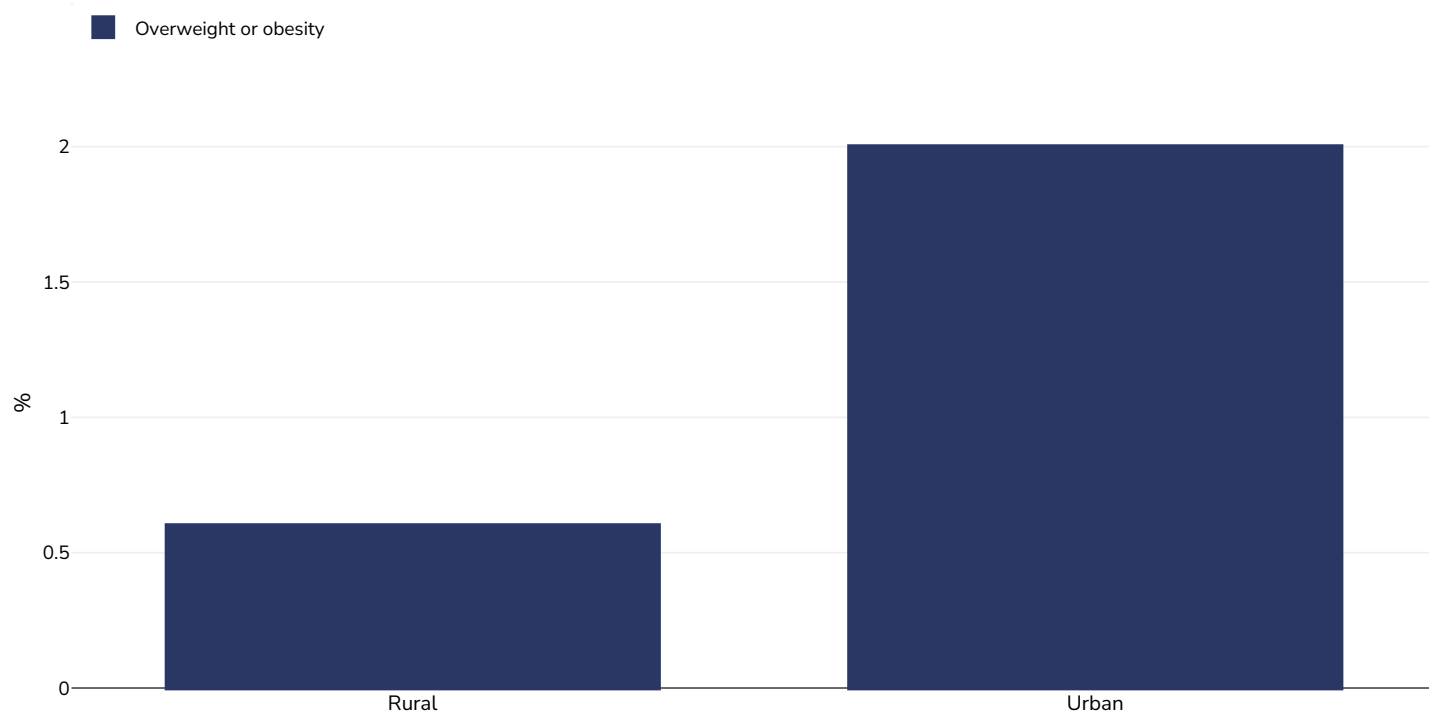
Survey type:	Measured
Age:	20+
Sample size:	1000
Area covered:	Subnational
References:	Macia E, Cohen E, Gueye L, Boetsch G and Duboz P. 2017. Prevalence of obesity and body size perceptions in urban and rural Senegal: new insight on the epidemiological transition in West Africa. Cardiovascular Journal of Africa. 28(5) pp 324-330.
<i>Unless otherwise noted, overweight refers to a BMI between 25kg and 29.9kg/m², obesity refers to a BMI greater than 30kg/m².</i>	

Children, 2021



Survey type:	Measured
Age:	10-19
Sample size:	1,387
Area covered:	National
References:	Sy, M., Diouf, A., Abdou Badiane, Camara, M.D., Diagne, A. and Idohou-Dossou, N. (2025). Nutritional status and associated factors among adolescents in Senegal: a nationwide cross-sectional study. <i>BMJ Open</i> , [online] 15(10), pp.e095574–e095574. doi: https://doi.org/10.1136/bmjopen-2024-095574 [Accessed 19.01.26]
Cutoffs:	WHO 2007

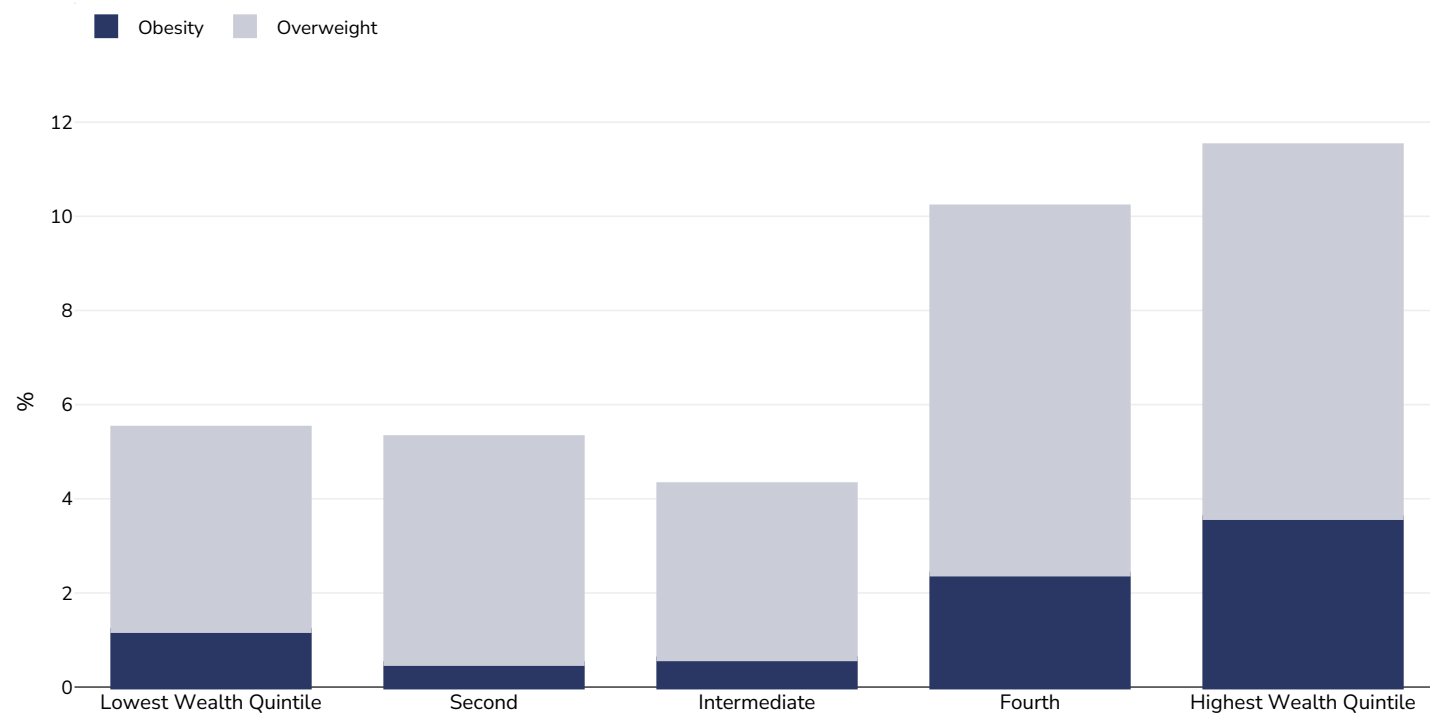
0-5 years, 2023



Survey type:	Measured
Sample size:	4636
Area covered:	National
References:	Agence nationale de la statistique et de la démographie (ANSD) [Sénégal], et ICF 2023. Enquête Démographique et de Santé Continue (Enquête Continue 2023) et Rockville, Maryland, USA : ANSD et ICF.
Definitions:	Percentage of children under 5 years of age falling above 2 standard deviations (moderate and severe) from the median weight-for-height of the reference population
Cutoffs:	=>+2SD

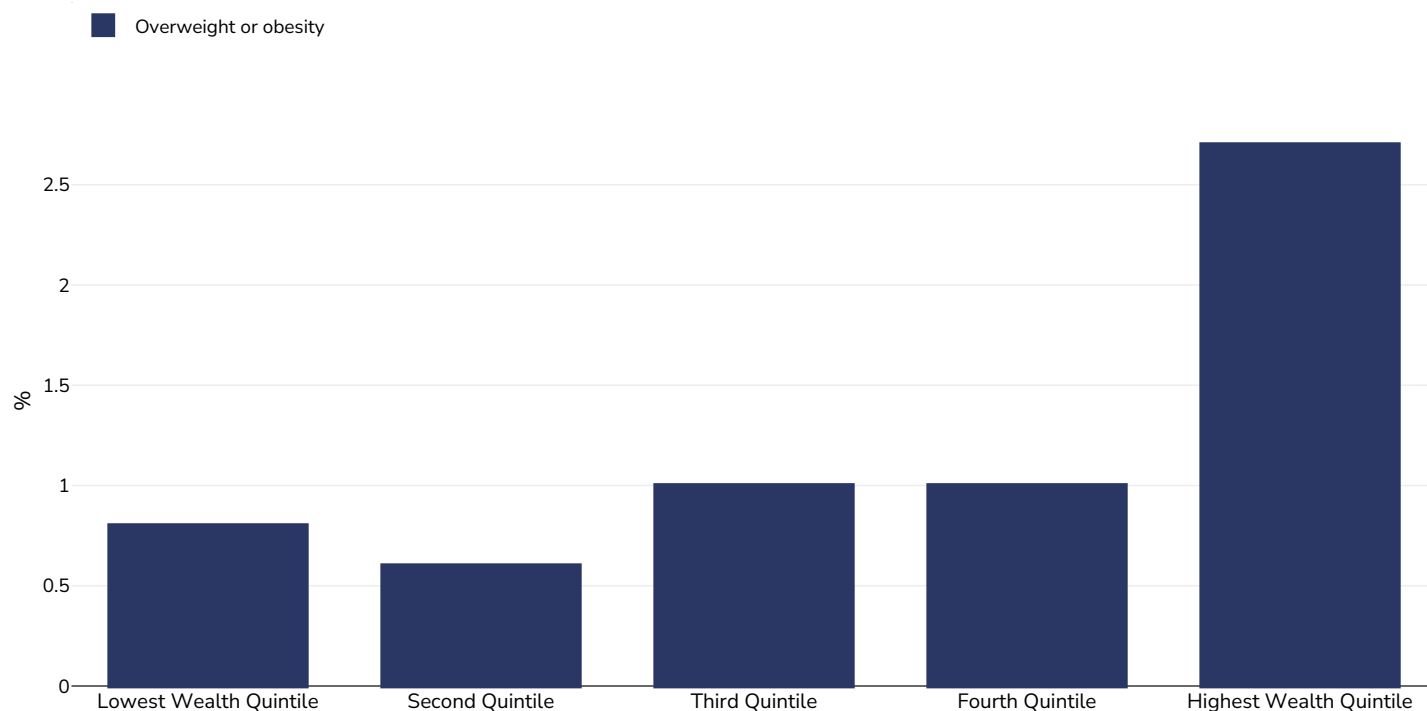
Overweight/obesity by socio-economic group

Children, 2021



Survey type:	Measured
Age:	10-19
Sample size:	1,387
Area covered:	National
References:	Sy, M., Diouf, A., Abdou Badiane, Camara, M.D., Diagne, A. and Idohou-Dossou, N. (2025). Nutritional status and associated factors among adolescents in Senegal: a nationwide cross-sectional study. <i>BMJ Open</i> , [online] 15(10), pp.e095574–e095574. doi: https://doi.org/10.1136/bmjopen-2024-095574 [Accessed 19.01.26]
Notes:	Wealth quintile
Cutoffs:	WHO 2007

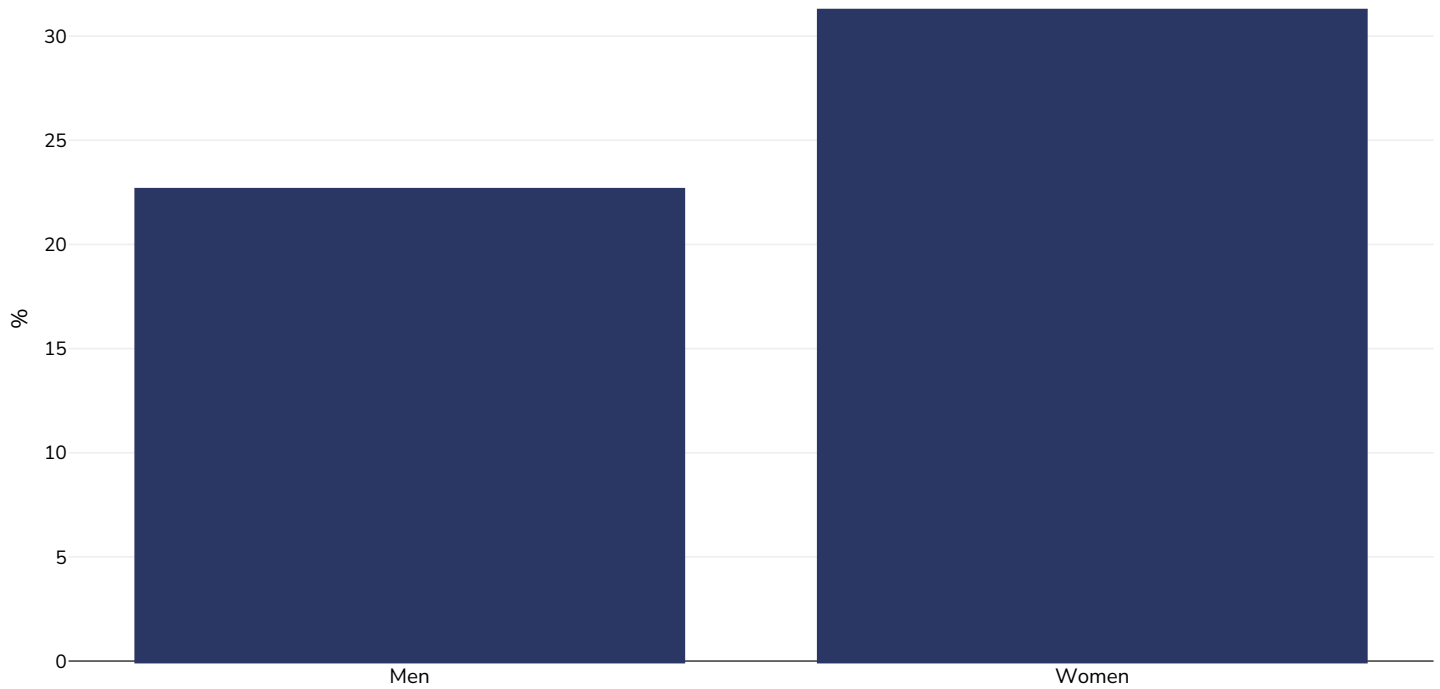
0-5 years, 2023



Survey type:	Measured
Sample size:	4695
Area covered:	National
References:	Sénégal : Enquête Démographique et de Santé Continue (EDS Continue) 2023
Notes:	UNICEF/WHO/World Bank Joint Child Malnutrition Estimates Expanded Database: Overweight estimates: National and Disaggregated, July 2025, New York. Weighted sample size. For more information, please consult https://data.unicef.org/resources/jme/ .
Definitions:	Percentage of children under 5 years of age falling above 2 standard deviations (moderate and severe) from the median weight-for-height of the reference population.
Cutoffs:	=>+2SD

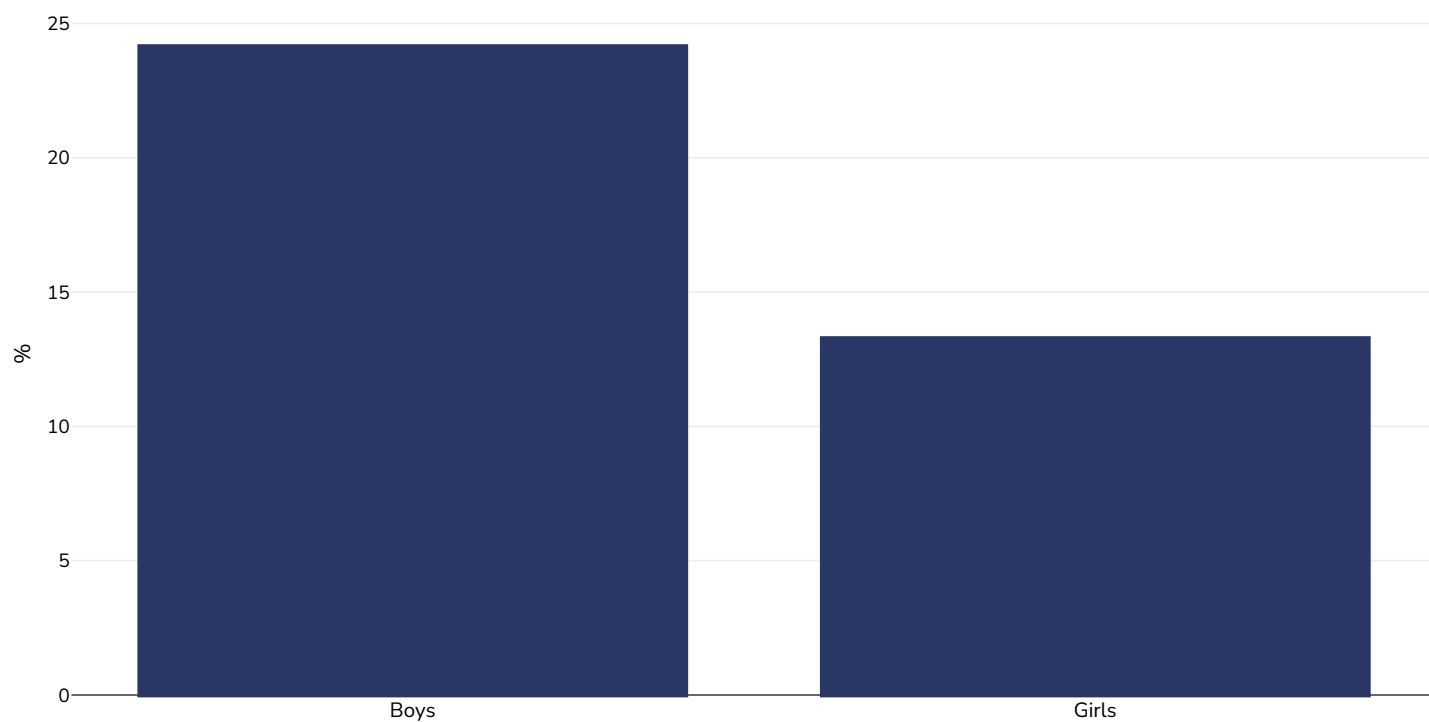
Double burden of underweight & overweight

Adults, 2022




Survey type:	Measured
Age:	20+
References:	NCD Risk Factor Collaboration (NCD-RisC). Worldwide trends in underweight and obesity from 1990 to 2022: a pooled analysis of 3663 population representative studies with 222 million children, adolescents, and adults. Lancet 2024; published online Feb 29. https://doi.org/10.1016/S0140-6736(23)02750-2
Notes:	Age Standardised estimates
Definitions:	Combined prevalence of BMI<18.5 kg/m ² and BMI>=30 kg/m ² (double burden of underweight and obesity)

Children, 2022



Survey type:	Measured
Age:	5-19
References:	NCD Risk Factor Collaboration (NCD-RisC). Worldwide trends in underweight and obesity from 1990 to 2022: a pooled analysis of 3663 population representative studies with 222 million children, adolescents, and adults. Lancet 2024; published online Feb 29. https://doi.org/10.1016/S0140-6736(23)02750-2 .
Notes:	Age standardised estimates
Definitions:	Combined prevalence of BMI < -2SD and BMI > 2SD (double burden of thinness and obesity)
Cutoffs:	BMI < -2SD and BMI > 2SD

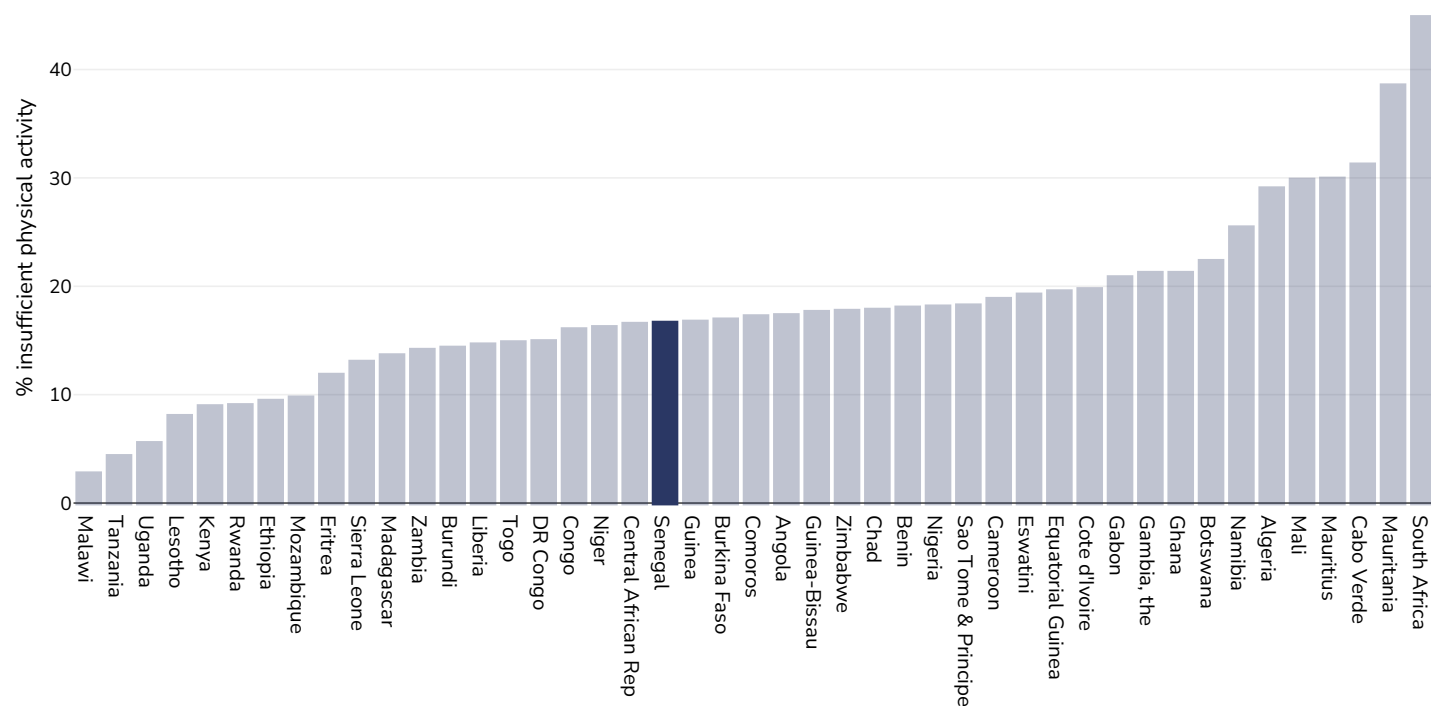
0-5 years, 2019



Survey type:	Measured
Age:	0-5
References:	United Nations Children’s Fund, Division of Data, Analysis, Planning and Monitoring (2025). Global UNICEF Global Databases: Overlapping Stunting, Wasting and Overweight (Survey Estimates), 2025, New York. For more information, visit: https://data.unicef.org/topic/nutrition/malnutrition/ [Accessed 06.08.25]
Notes:	Sénégal : Enquête Démographique et de Santé Continue (EDS-Continue 2019). Rockville, Maryland, USA : ANSD et ICF
Definitions:	Combined percentage of children under 5 years of age who are either wasted, stunted, or overweight (falling below -2 standard deviations from the median weight-for-height, falling below -2 standard deviations from the median height for age, or falling at or above +2 standard deviations from the median weight-for-height of the reference population)
Cutoffs:	WHZ <-2, HAZ <-2 and WHZ >+2

Insufficient physical activity

Adults, 2022



Survey type: Self-reported

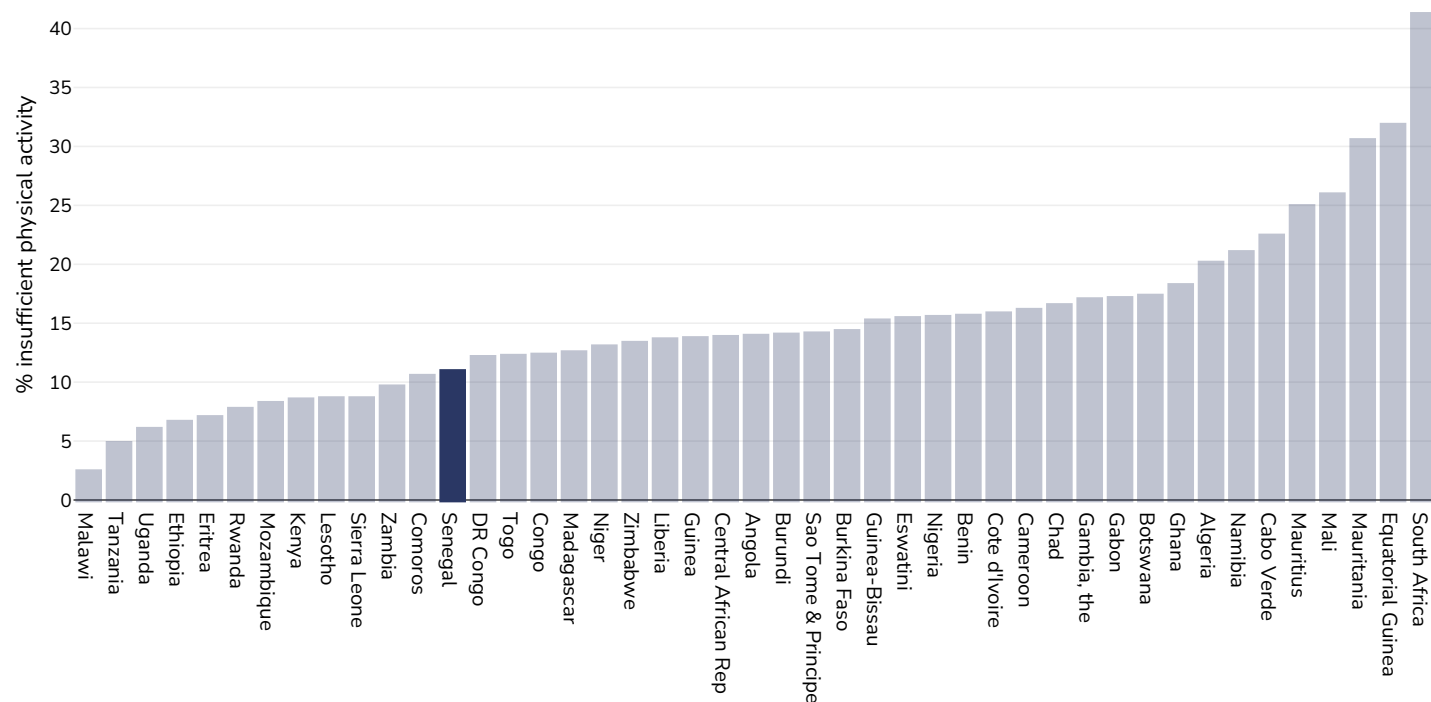
Age: 18+

Area covered: National

References: WHO (2024). Prevalence of insufficient physical activity among adults aged 18-years age-standardized estimate in 2022. Available at [https://www.who.int/data/gho/data/indicators/indicator-details/GHO/prevalence-of-insufficient-physical-activity-among-adults-aged-18-years-\(age-standardized-estimate\)-\(-\)](https://www.who.int/data/gho/data/indicators/indicator-details/GHO/prevalence-of-insufficient-physical-activity-among-adults-aged-18-years-(age-standardized-estimate)-(-))

Definitions: Percent of population attaining less than 150 minutes of moderate-intensity physical activity per week, or less than 75 minutes of vigorous-intensity physical activity per week, or equivalent.

Men, 2022



Survey type: Self-reported

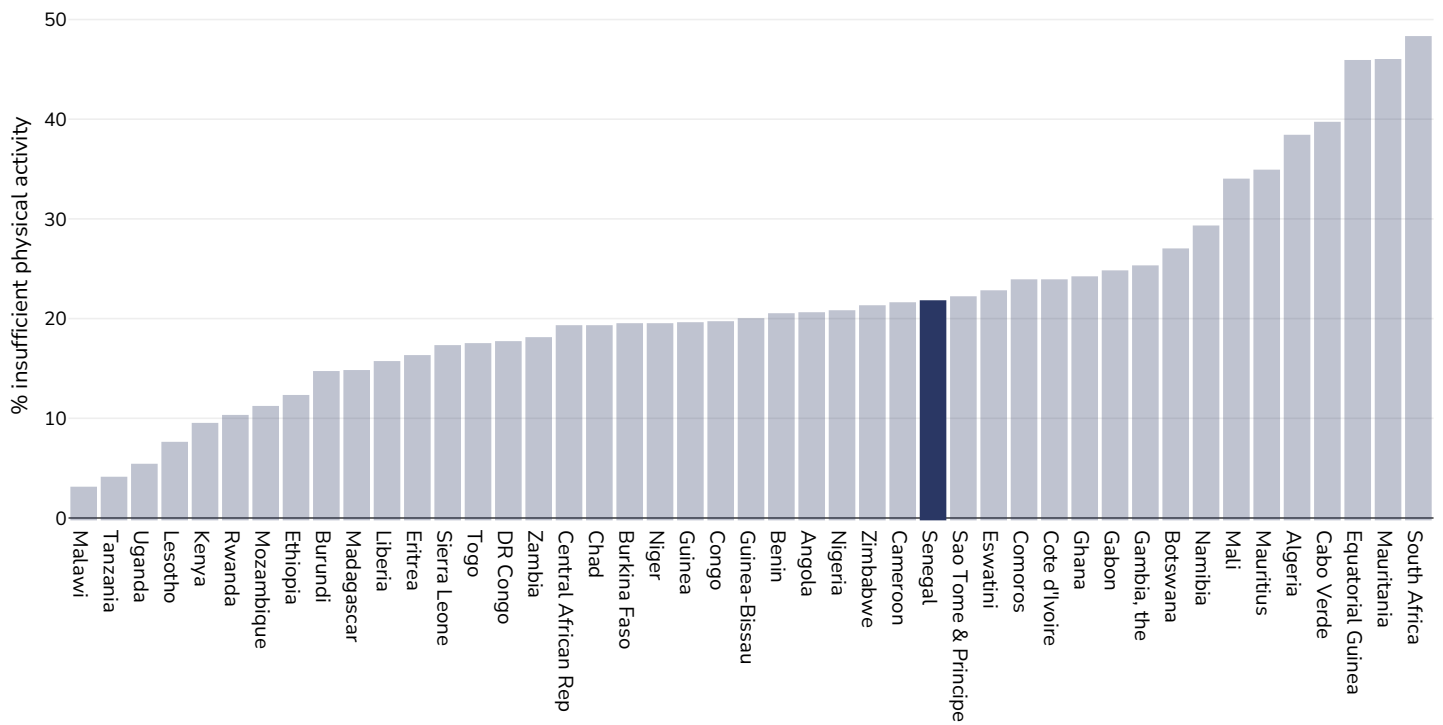
Age: 18+

Area covered: National

References: WHO (2024). Prevalence of insufficient physical activity among adults aged 18-years age-standardized estimate in 2022. Available at [https://www.who.int/data/gho/data/indicators/indicator-details/GHO/prevalence-of-insufficient-physical-activity-among-adults-aged-18-years-\(age-standardized-estimate\)-\(-\)](https://www.who.int/data/gho/data/indicators/indicator-details/GHO/prevalence-of-insufficient-physical-activity-among-adults-aged-18-years-(age-standardized-estimate)-(-))

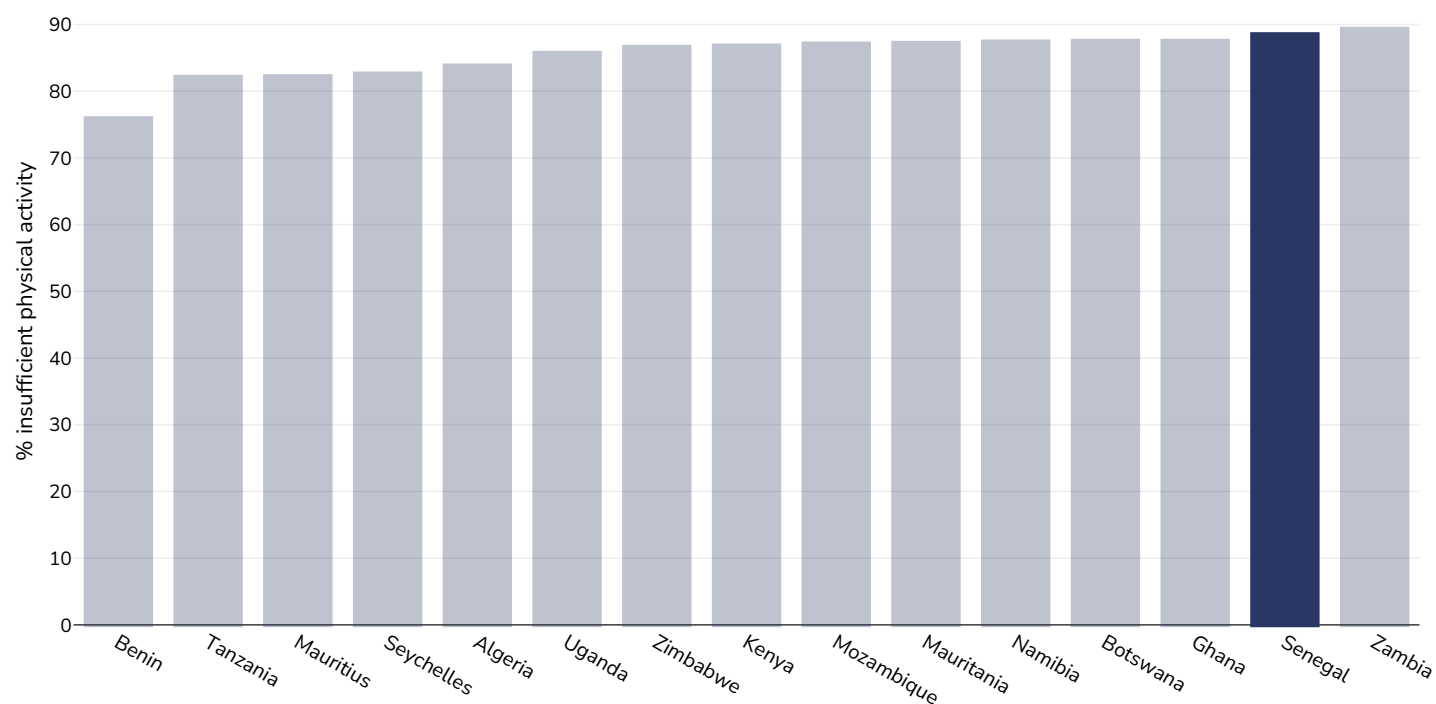
Definitions: Percent of population attaining less than 150 minutes of moderate-intensity physical activity per week, or less than 75 minutes of vigorous-intensity physical activity per week, or equivalent.

Women, 2022



Survey type:	Self-reported
Age:	18+
Area covered:	National
References:	WHO (2024). Prevalence of insufficient physical activity among adults aged 18-years age-standardized estimate in 2022. Available at https://www.who.int/data/gho/data/indicators/indicator-details/GHO/prevalence-of-insufficient-physical-activity-among-adults-aged-18-years-(age-standardized-estimate)-(-)
Definitions:	Percent of population attaining less than 150 minutes of moderate-intensity physical activity per week, or less than 75 minutes of vigorous-intensity physical activity per week, or equivalent.

Children, 2016



Survey type: Self-reported

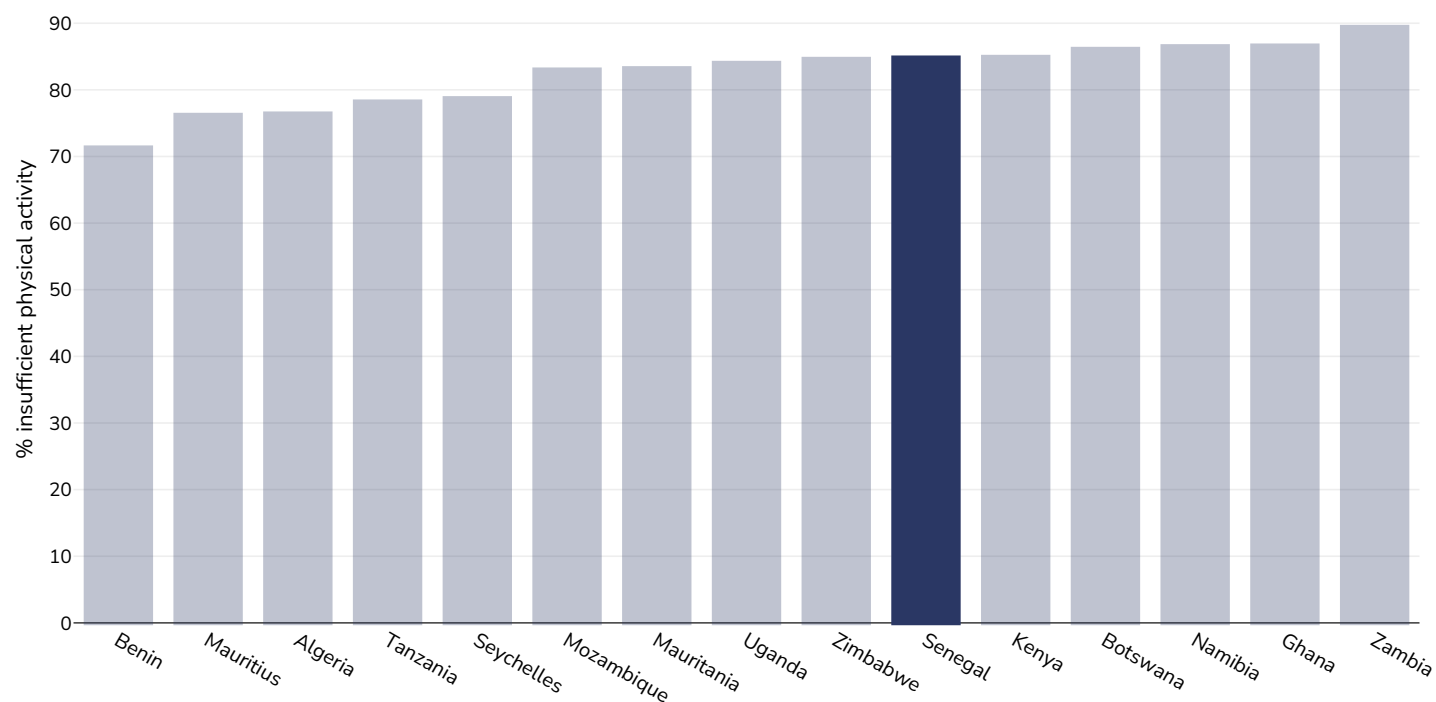
Age: 11-17

References: Global Health Observatory data repository, World Health Organisation, <https://apps.who.int/gho/data/node.main.A893ADO?lang=en> (last accessed 16.03.21)

Notes: % of school going adolescents not meeting WHO recommendations on Physical Activity for Health, i.e. doing less than 60 minutes of moderate- to vigorous-intensity physical activity daily.

Definitions: % Adolescents insufficiently active (age standardised estimate)

Boys, 2016



Survey type: Self-reported

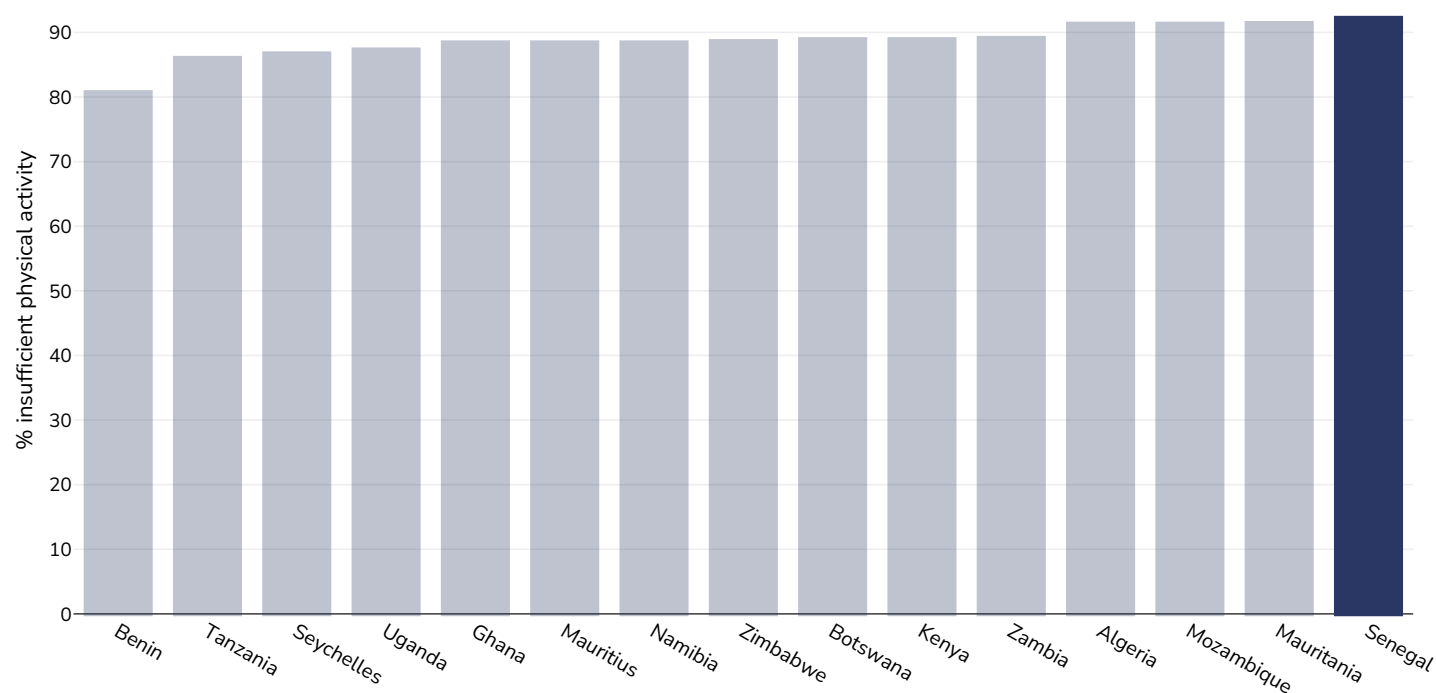
Age: 11-17

References: Global Health Observatory data repository, World Health Organisation, <https://apps.who.int/gho/data/node.main.A893ADO?lang=en> (last accessed 16.03.21)

Notes: % of school going adolescents not meeting WHO recommendations on Physical Activity for Health, i.e. doing less than 60 minutes of moderate- to vigorous-intensity physical activity daily.

Definitions: % Adolescents insufficiently active (age standardised estimate)

Girls, 2016



Survey type: Self-reported

Age: 11-17

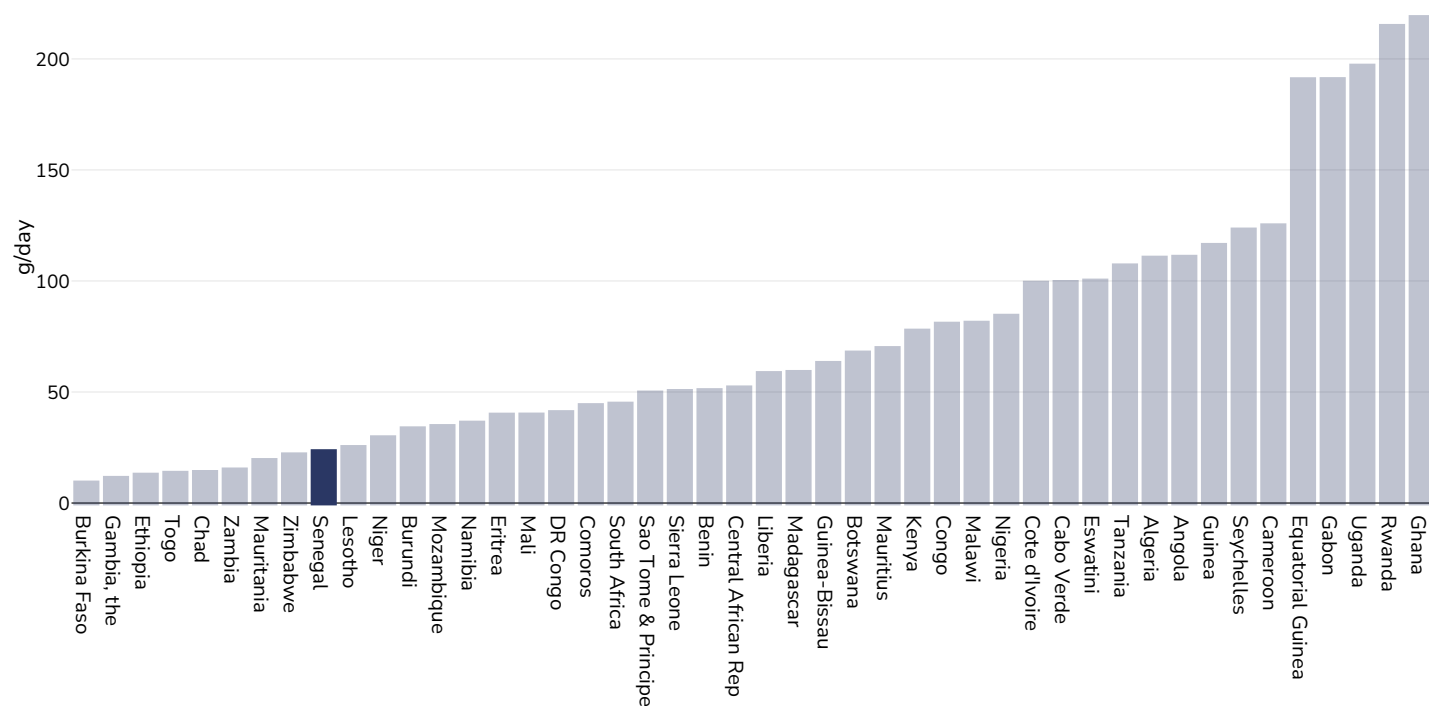
References: Global Health Observatory data repository, World Health Organisation, <https://apps.who.int/gho/data/node.main.A893ADO?lang=en> (last accessed 16.03.21)

Notes: % of school going adolescents not meeting WHO recommendations on Physical Activity for Health, i.e. doing less than 60 minutes of moderate- to vigorous-intensity physical activity daily.

Definitions: % Adolescents insufficiently active (age standardised estimate)

Estimated per capita fruit intake

Adults, 2017



Age: 25+

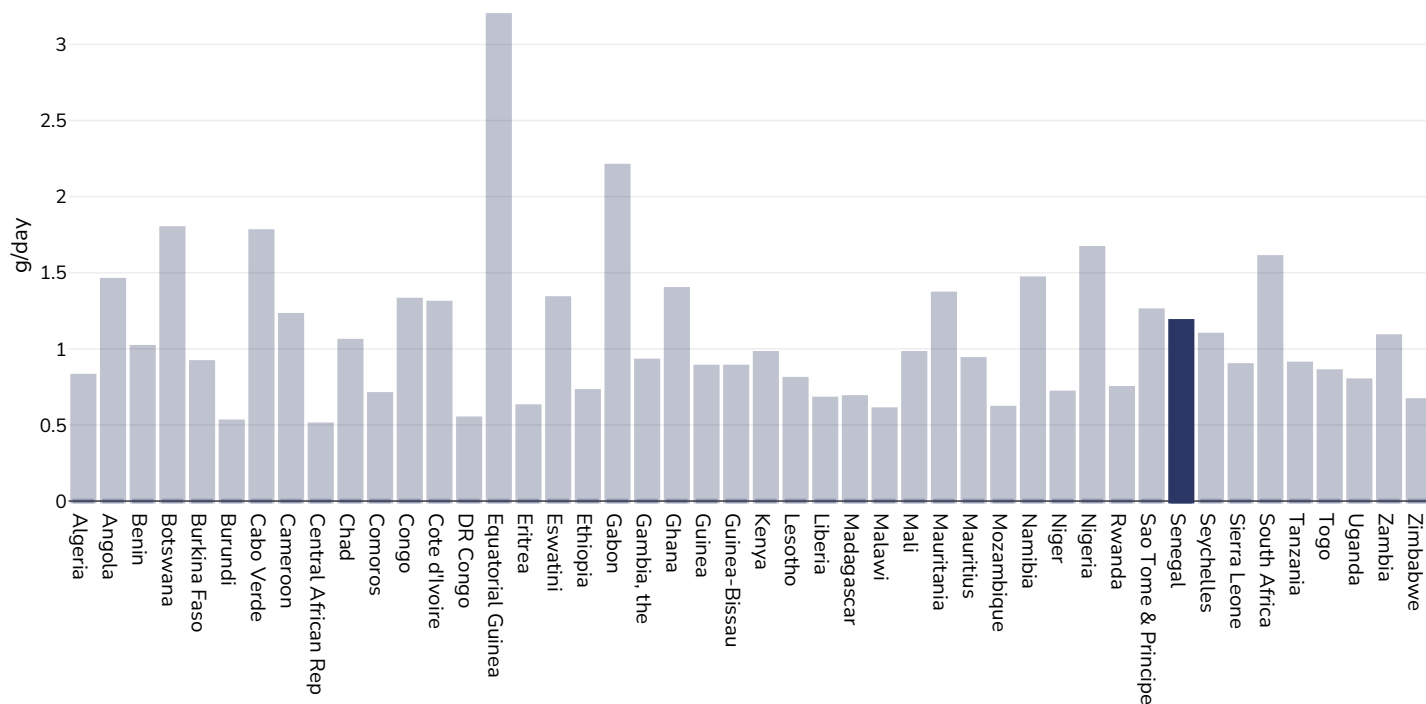
Area covered: National

References: Global Burden of Disease, the Institute for Health Metrics and Evaluation <http://ghdx.healthdata.org/>

Definitions: Estimated per capita fruit intake (g/day)

Estimated per capita processed meat intake

Adults, 2017



Age: 25+

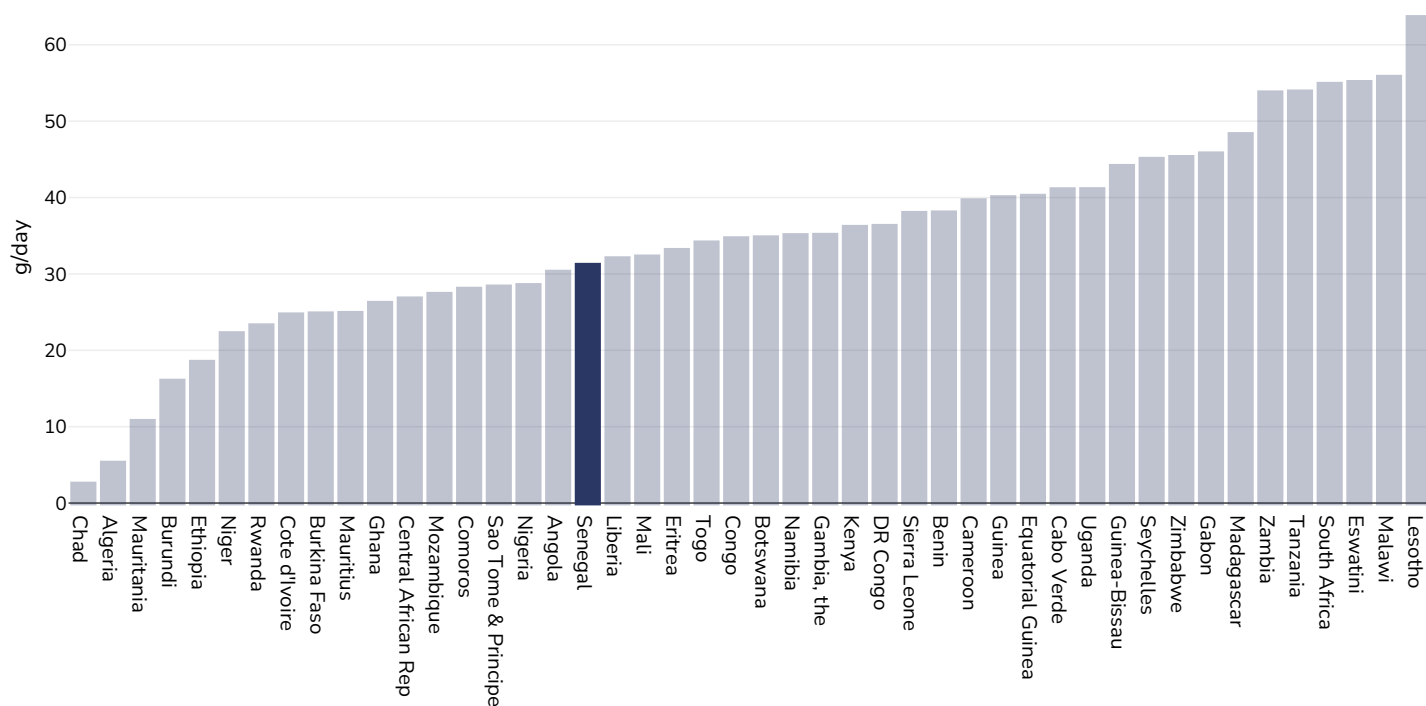
Area covered: National

References: Global Burden of Disease, the Institute for Health Metrics and Evaluation <http://ghdx.healthdata.org/>

Definitions: Estimated per capita processed meat intake (g per day)

Estimated per capita whole grains intake

Adults, 2017



Survey type: Measured

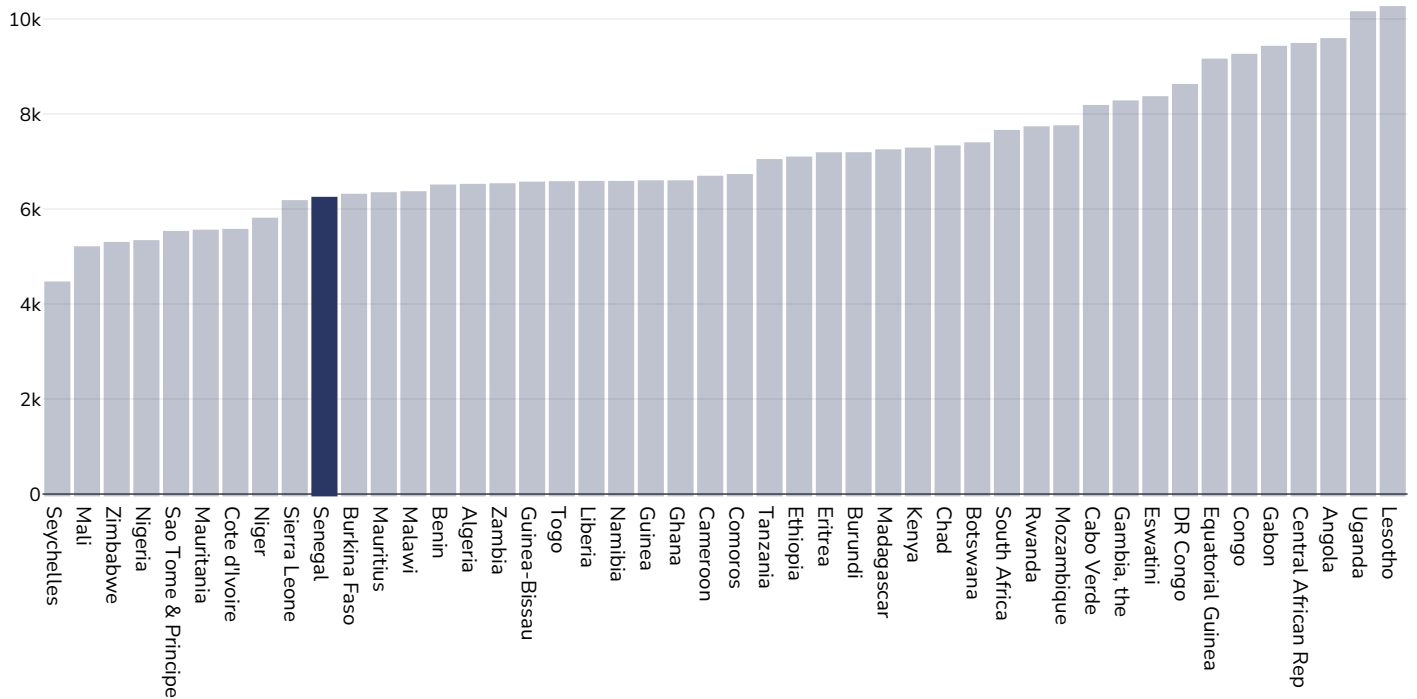
Age: 25+

References: Global Burden of Disease, the Institute for Health Metrics and Evaluation <http://ghdx.healthdata.org/>

Definitions: Estimated per-capita whole grains intake (g/day)

Mental health - depression disorders

Adults, 2021



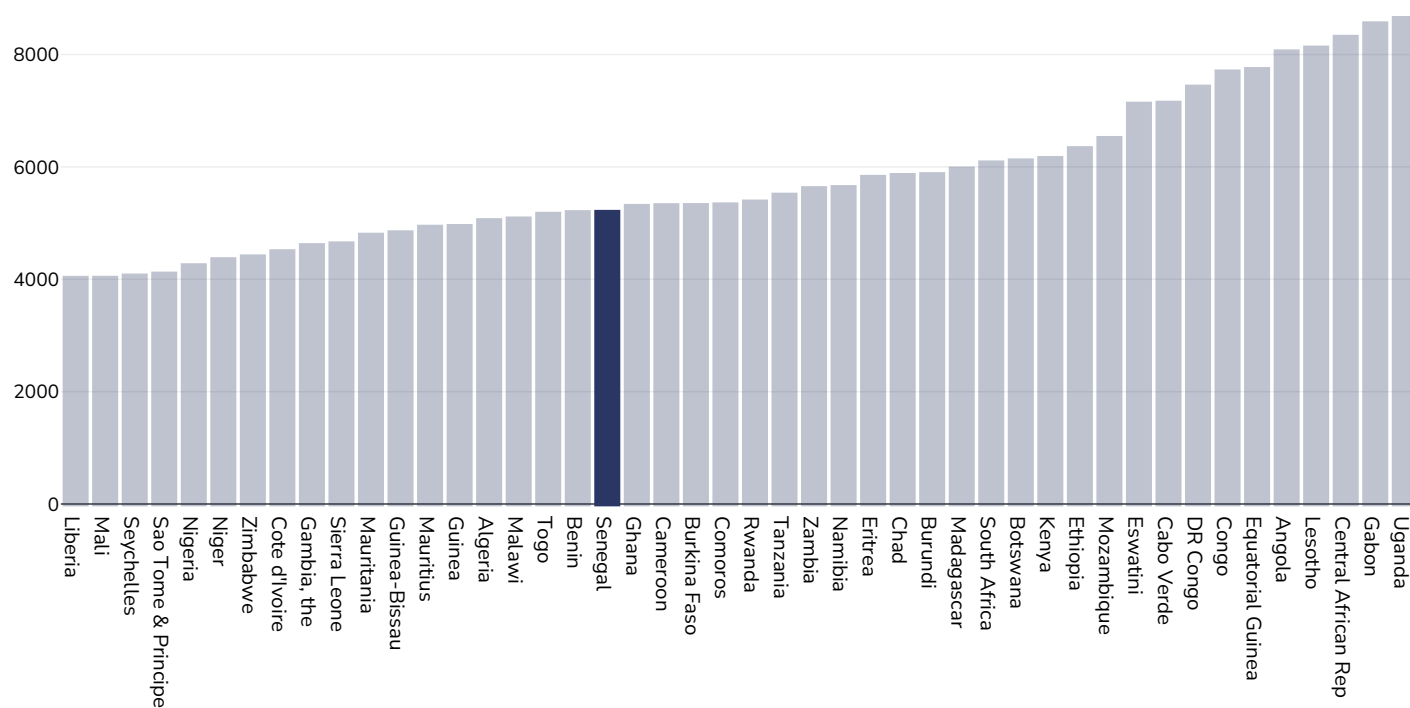
Age: 20+

Area covered: National

References: Institute for Health Metrics and Evaluation (IHME). GBD Compare Data Visualization. Global Burden of Disease (GBD) Study 2021. Seattle, WA: IHME, University of Washington, 2023. Available from <http://vizhub.healthdata.org/gbd-compare>. (Last accessed 23.04.25)

Definitions: Number living with depression per 100,000 population (adults 20+ years)

Men, 2021



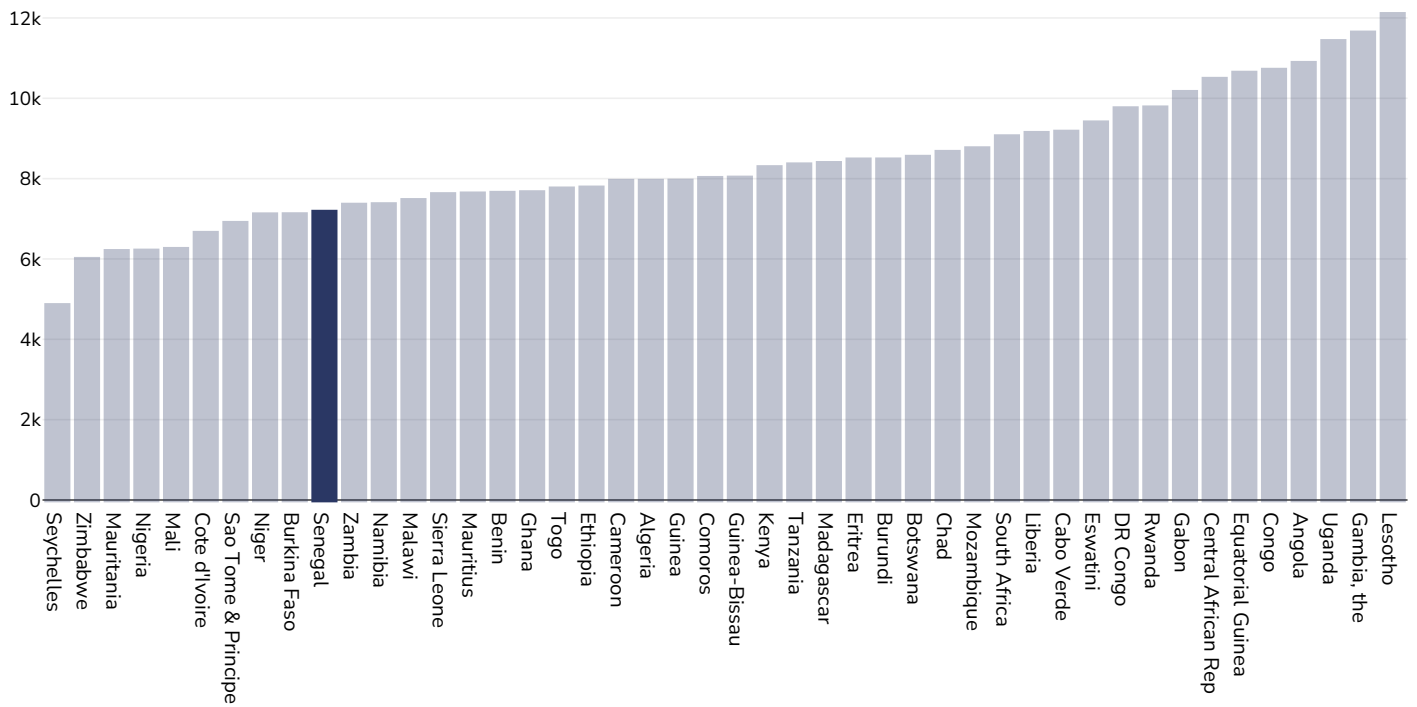
Age: 20+

Area covered: National

References: Institute for Health Metrics and Evaluation (IHME). GBD Compare Data Visualization. Global Burden of Disease (GBD) Study 2021. Seattle, WA: IHME, University of Washington, 2023. Available from <http://vizhub.healthdata.org/gbd-compare>. (Last accessed 23.04.25)

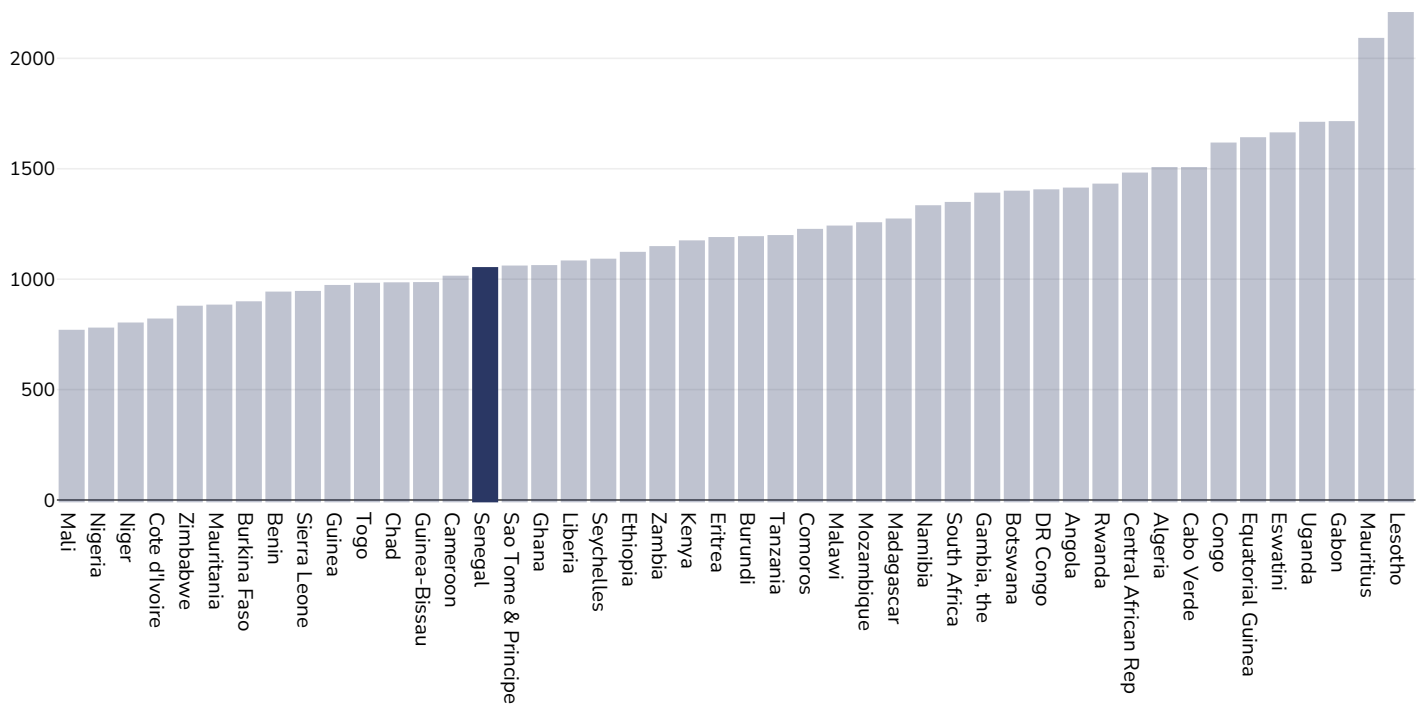
Definitions: Number living with depression per 100,000 population (adults 20+ years)

Women, 2021



Age:	20+
Area covered:	National
References:	Institute for Health Metrics and Evaluation (IHME). GBD Compare Data Visualization. Global Burden of Disease (GBD) Study 2021. Seattle, WA: IHME, University of Washington, 2023. Available from http://vizhub.healthdata.org/gbd-compare . (Last accessed 23.04.25)
Definitions:	Number living with depression per 100,000 population (adults 20+ years)

Children, 2021



Area covered:

National

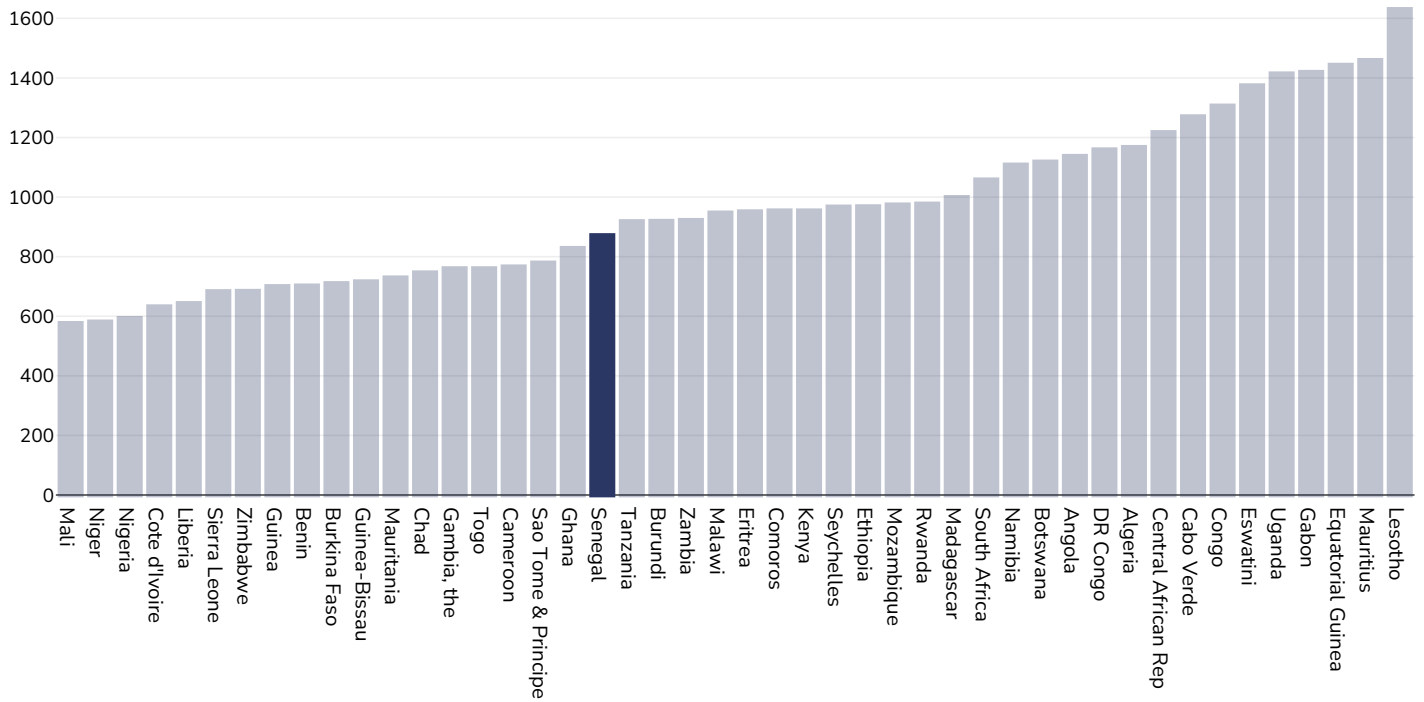
References:

Institute for Health Metrics and Evaluation (IHME). GBD Compare Data Visualization. Global Burden of Disease (GBD) Study 2021. Seattle, WA: IHME, University of Washington, 2023. Available from <http://vizhub.healthdata.org/gbd-compare>. (Last accessed 23.04.25)

Definitions:

Number living with depressive disorder per 100,000 population (Under 20 years of age)

Boys, 2021



Area covered:

National

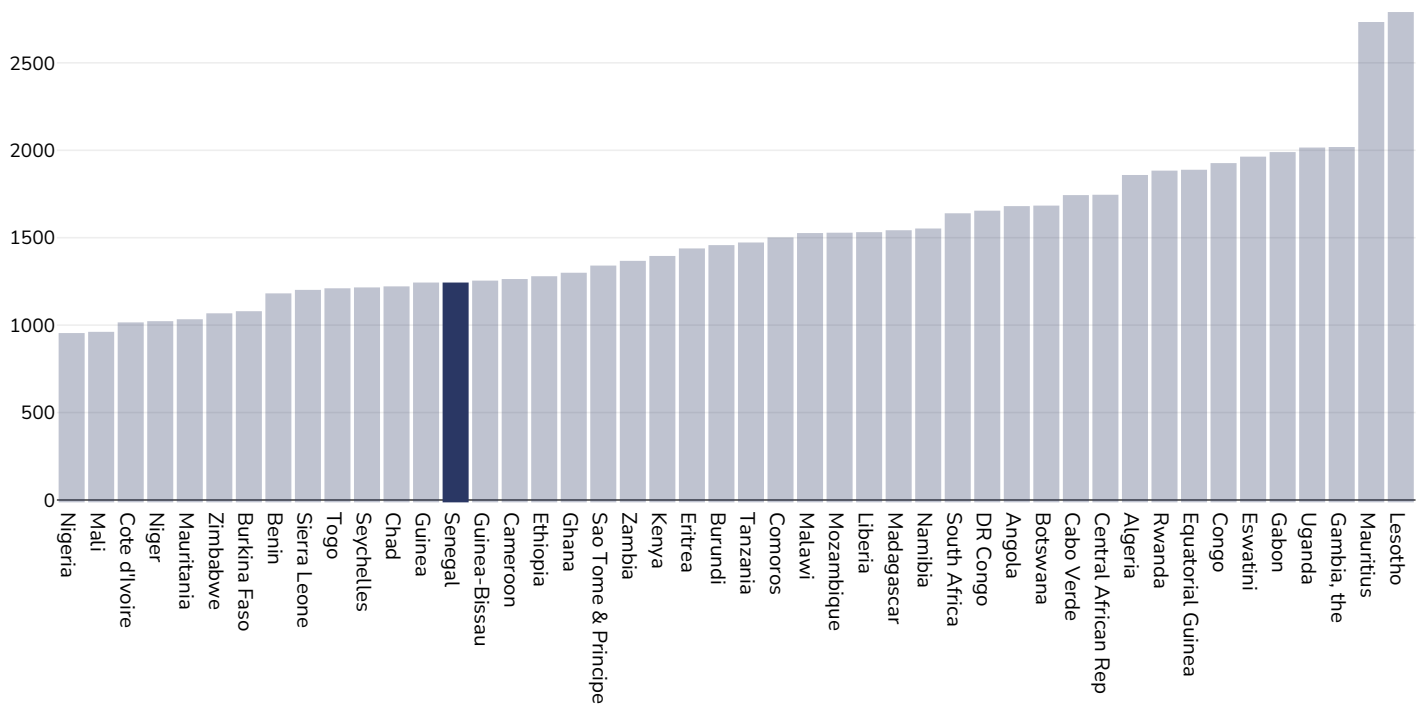
References:

Institute for Health Metrics and Evaluation (IHME). GBD Compare Data Visualization. Global Burden of Disease (GBD) Study 2021. Seattle, WA: IHME, University of Washington, 2023. Available from <http://vizhub.healthdata.org/gbd-compare>. (Last accessed 23.04.25)

Definitions:

Number living with depressive disorder per 100,000 population (Under 20 years of age)

Girls, 2021



Area covered:

National

References:

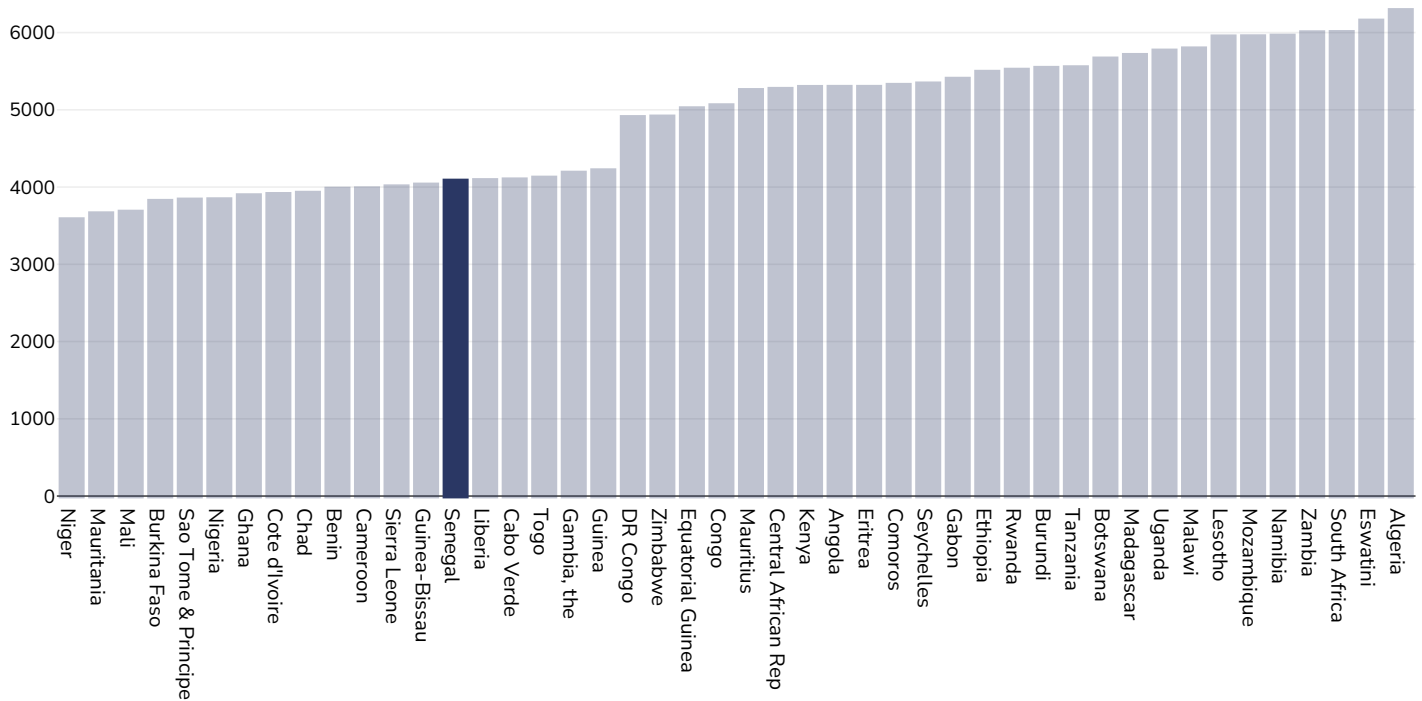
Institute for Health Metrics and Evaluation (IHME). GBD Compare Data Visualization. Global Burden of Disease (GBD) Study 2021. Seattle, WA: IHME, University of Washington, 2023. Available from <http://vizhub.healthdata.org/gbd-compare>. (Last accessed 23.04.25)

Definitions:

Number living with depressive disorder per 100,000 population (Under 20 years of age)

Mental health - anxiety disorders

Adults, 2021

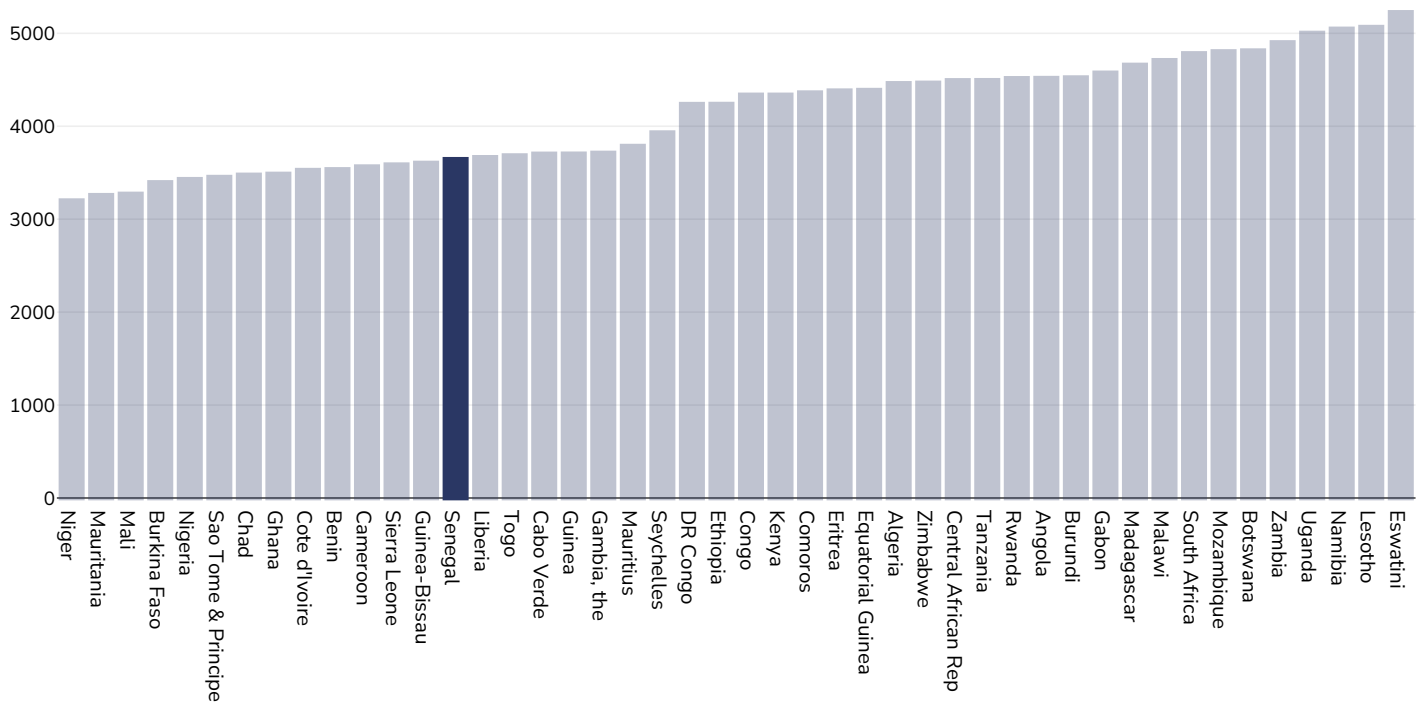


Age: 20+

References: Institute for Health Metrics and Evaluation (IHME). GBD Compare Data Visualization. Global Burden of Disease (GBD) Study 2021. Seattle, WA: IHME, University of Washington, 2023. Available from <http://vizhub.healthdata.org/gbd-compare>. (Last accessed 23.04.25).

Definitions: Number living with anxiety per 100,000 population

Men, 2021

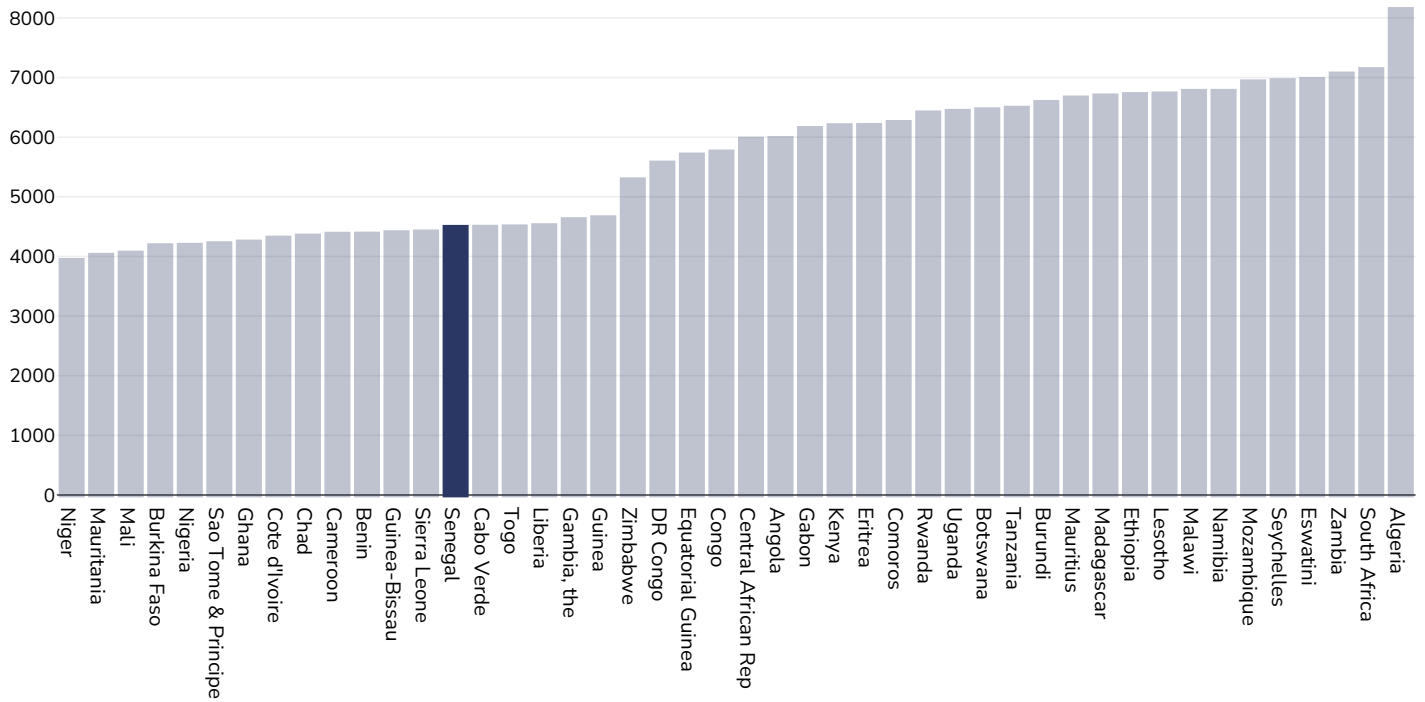


Age: 20+

References: Institute for Health Metrics and Evaluation (IHME). GBD Compare Data Visualization. Global Burden of Disease (GBD) Study 2021. Seattle, WA: IHME, University of Washington, 2023. Available from <http://vizhub.healthdata.org/gbd-compare>. (Last accessed 23.04.25).

Definitions: Number living with anxiety per 100,000 population

Women, 2021

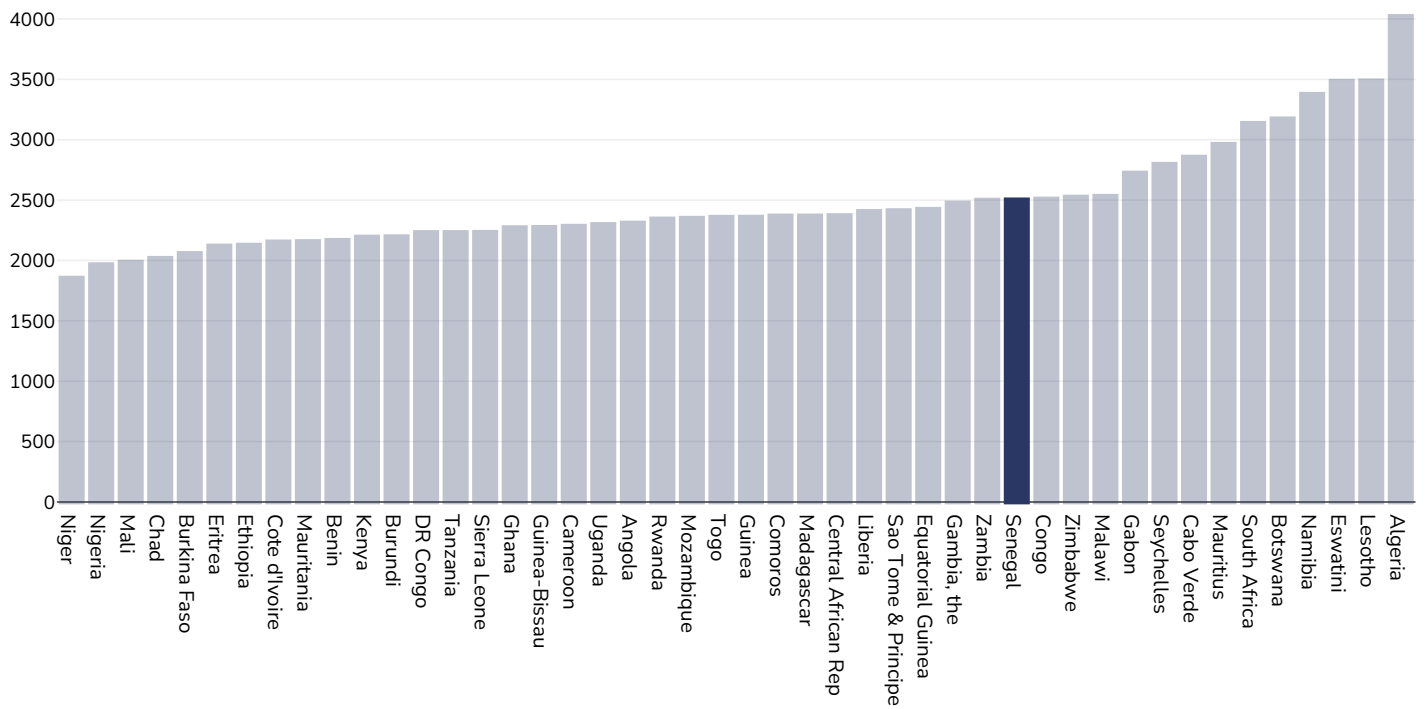


Age: 20+

References: Institute for Health Metrics and Evaluation (IHME). GBD Compare Data Visualization. Global Burden of Disease (GBD) Study 2021. Seattle, WA: IHME, University of Washington, 2023. Available from <http://vizhub.healthdata.org/gbd-compare>. (Last accessed 23.04.25).

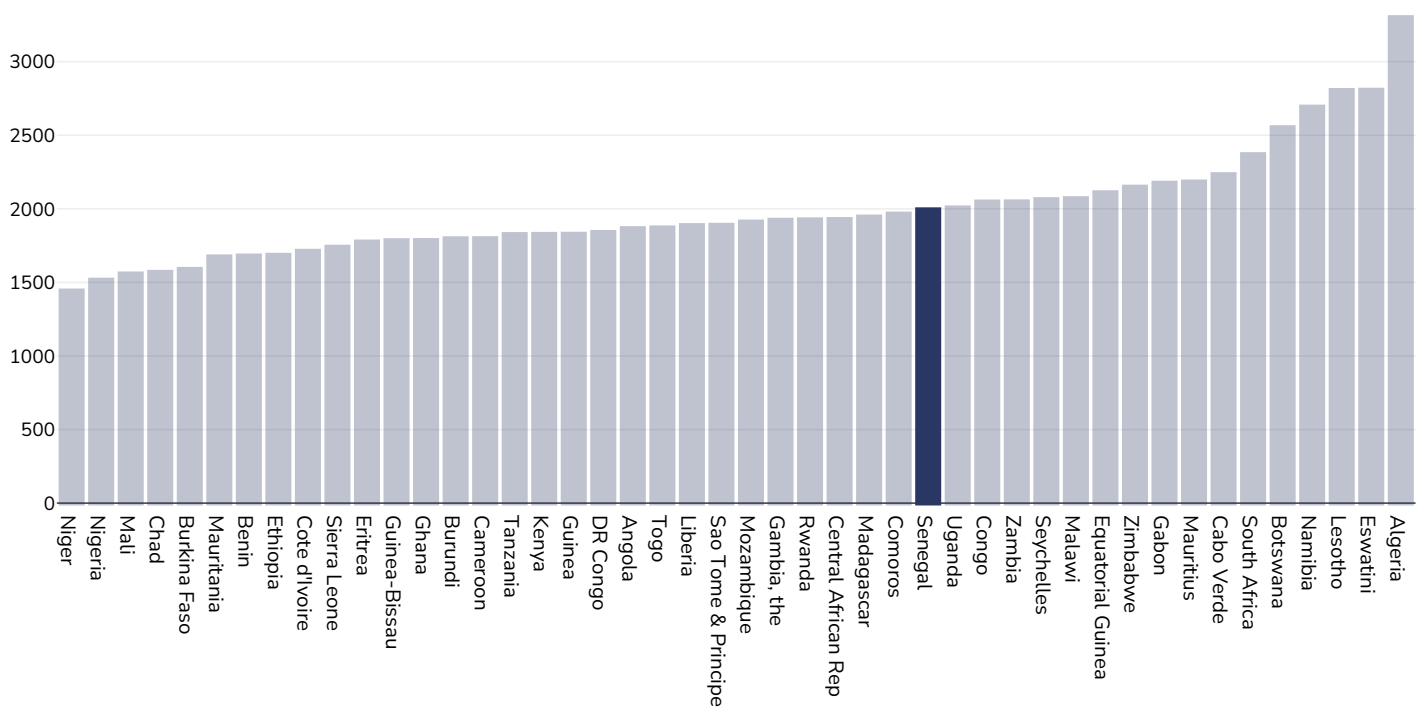
Definitions: Number living with anxiety per 100,000 population

Children, 2021



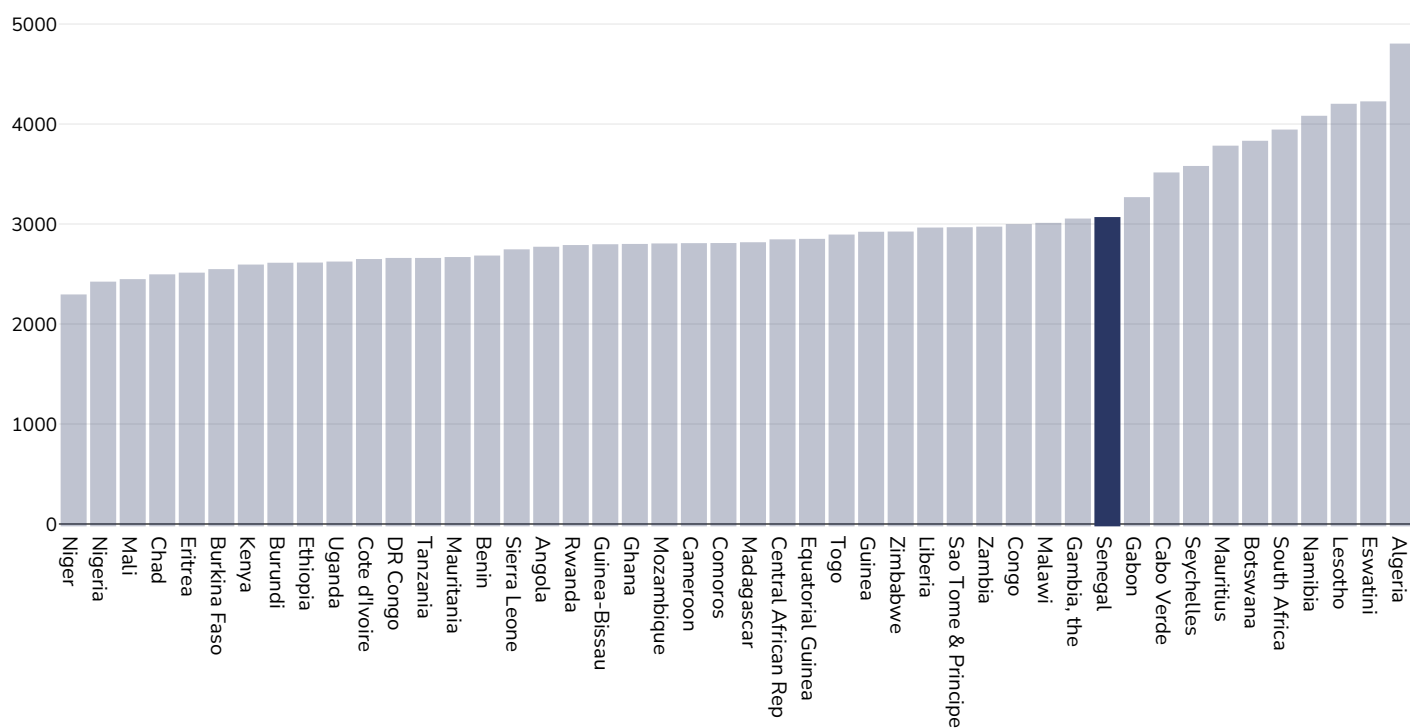
References: Institute for Health Metrics and Evaluation (IHME). GBD Compare Data Visualization. Global Burden of Disease (GBD) Study 2021. Seattle, WA: IHME, University of Washington, 2023. Available from <http://vizhub.healthdata.org/gbd-compare>. (Last accessed 23.04.25)

Boys, 2021



References: Institute for Health Metrics and Evaluation (IHME). GBD Compare Data Visualization. Global Burden of Disease (GBD) Study 2021. Seattle, WA: IHME, University of Washington, 2023. Available from <http://vizhub.healthdata.org/gbd-compare>. (Last accessed 23.04.25)


Girls, 2021



References: Institute for Health Metrics and Evaluation (IHME). GBD Compare Data Visualization. Global Burden of Disease (GBD) Study 2021. Seattle, WA: IHME, University of Washington, 2023. Available from <http://vizhub.healthdata.org/gbd-compare>. (Last accessed 23.04.25)

% Infants exclusively breastfed 0-5 months

0-5 years, 2010-2024

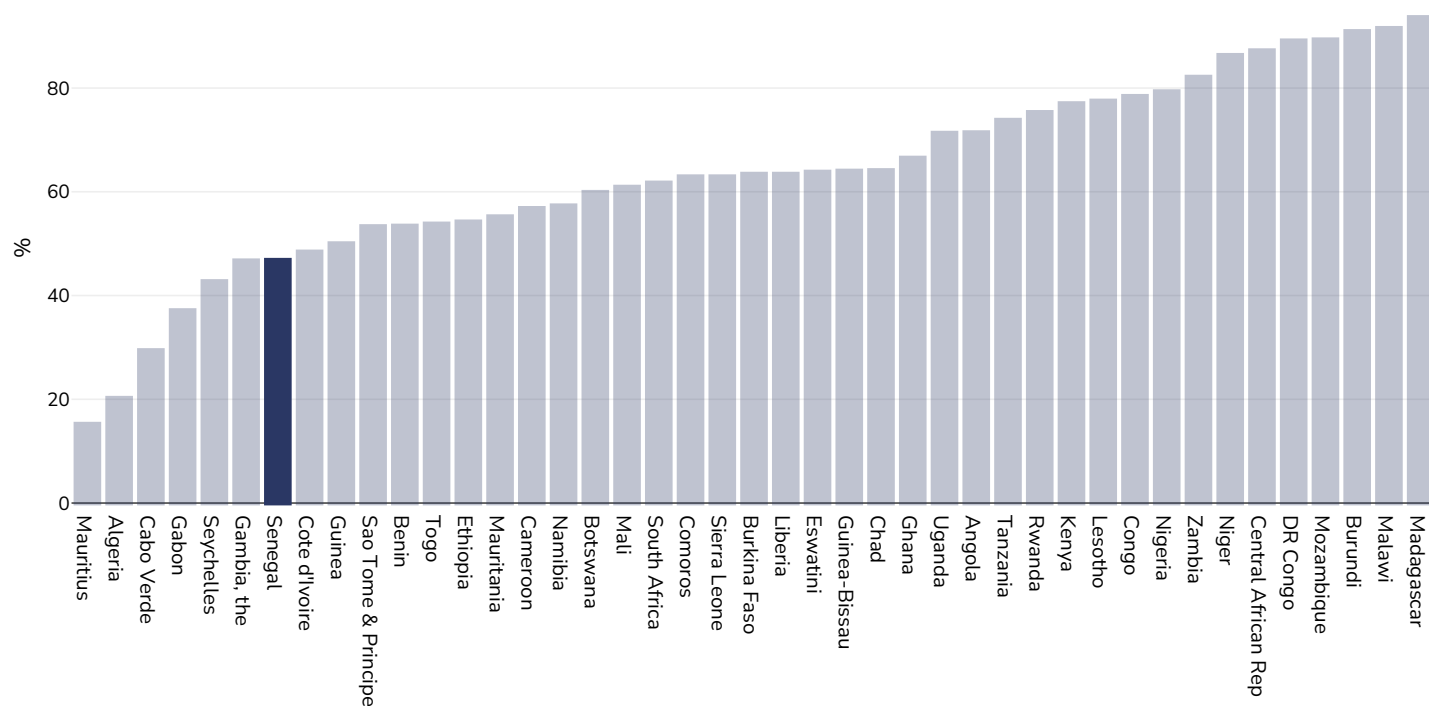


References: Sénégal : Enquête Démographique et de Santé Continue (EDS Continue) 2023

Notes: Full details are available. Original citation: United Nations Children’s Fund, Division of Data, Analysis, Planning and Monitoring (2024). Global UNICEF Global Databases: Infant and Young Child Feeding: Exclusive breastfeeding, New York, December 2024.

Percent of population who cannot afford a healthy diet

Adults, 2024



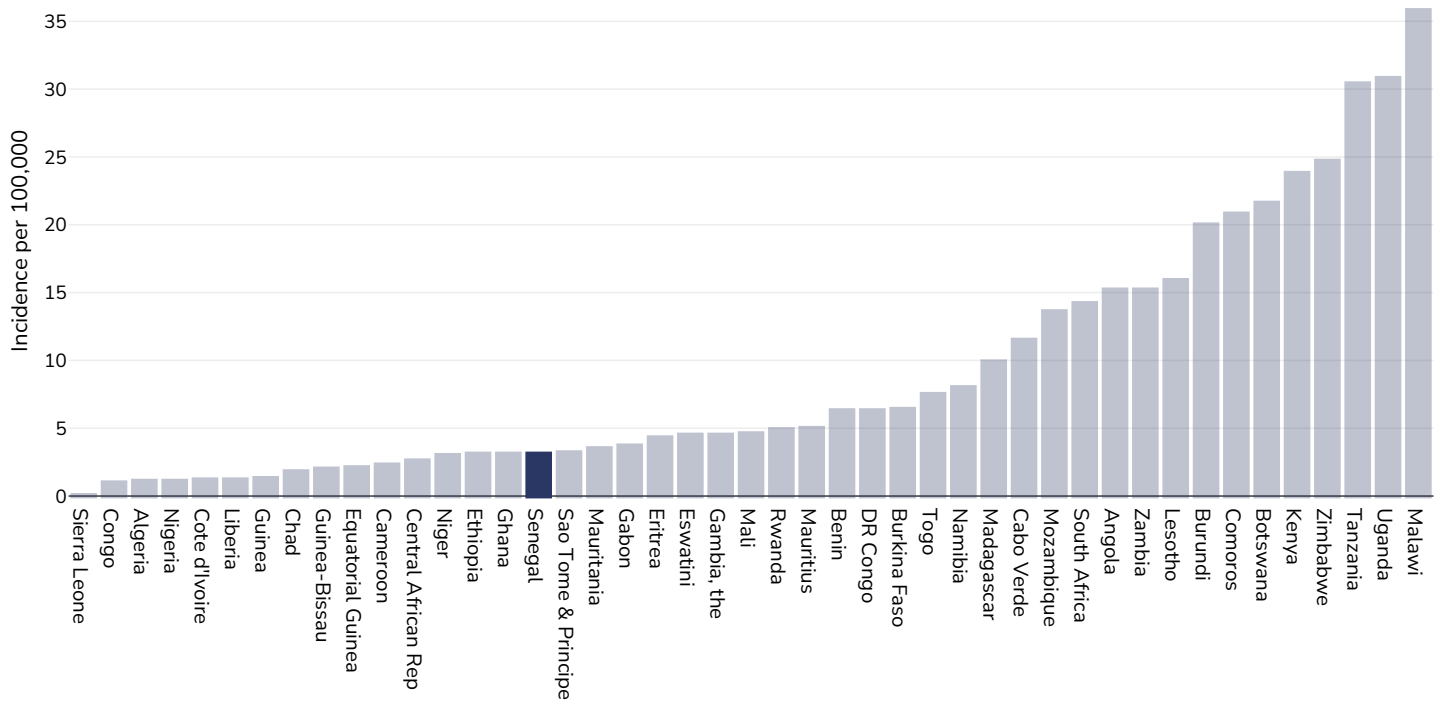
Area covered: National

References: FAO. 2025. FAOSTAT: Cost and Affordability of a Healthy Diet (CoAHD). <https://www.fao.org/faostat/en/#data/CAHD>. Licence: CC-BY-4.0. [Last Accessed 15.10.25]

Notes: The percent of the population whose food budget is below the cost of a healthy diet.

Oesophageal cancer

Men, 2022



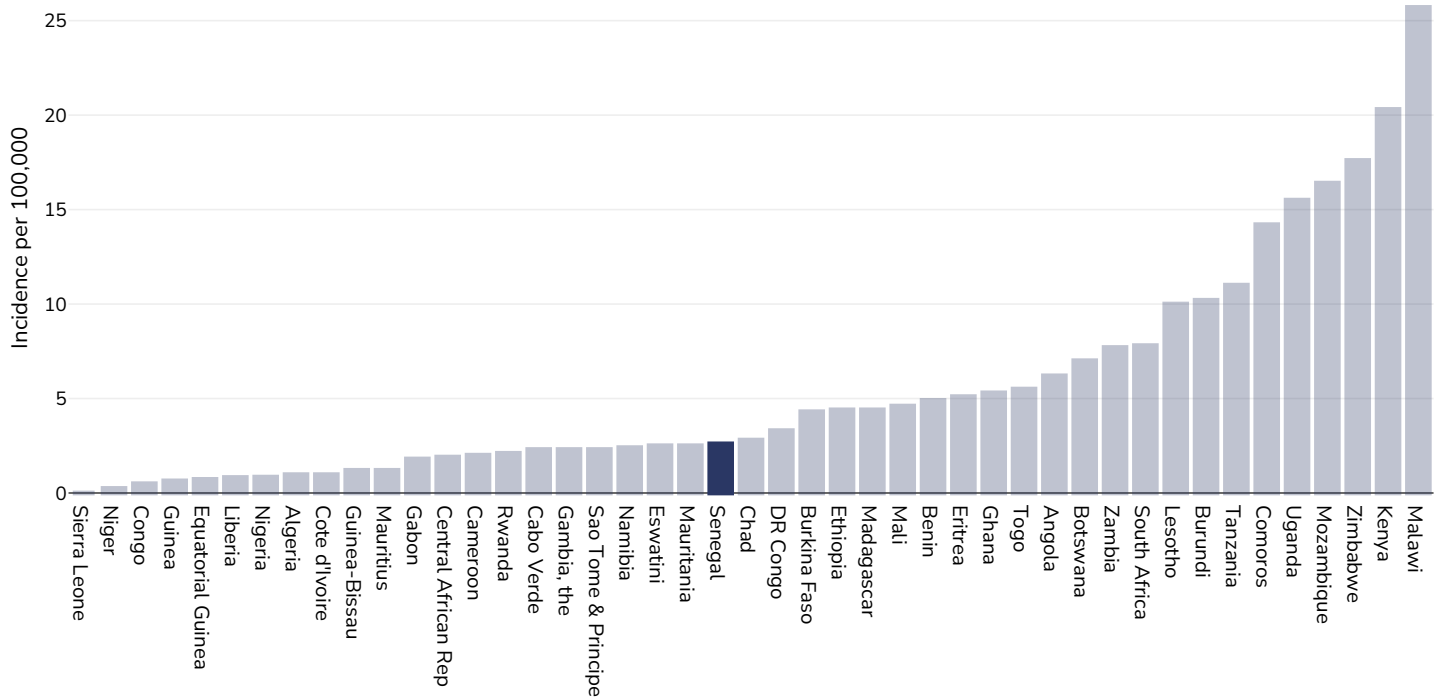
Age: 20+

Area covered: National

References: Ferlay J, Ervik M, Lam F, Laversanne M, Colombet M, Mery L, Piñeros M, Znaor A, Soerjomataram I, Bray F (2024). Global Cancer Observatory: Cancer Today. Lyon, France: International Agency for Research on Cancer. Available from: <https://gco.iarc.who.int/today>, accessed [16.07.24]

Definitions: Incidence per 100,000

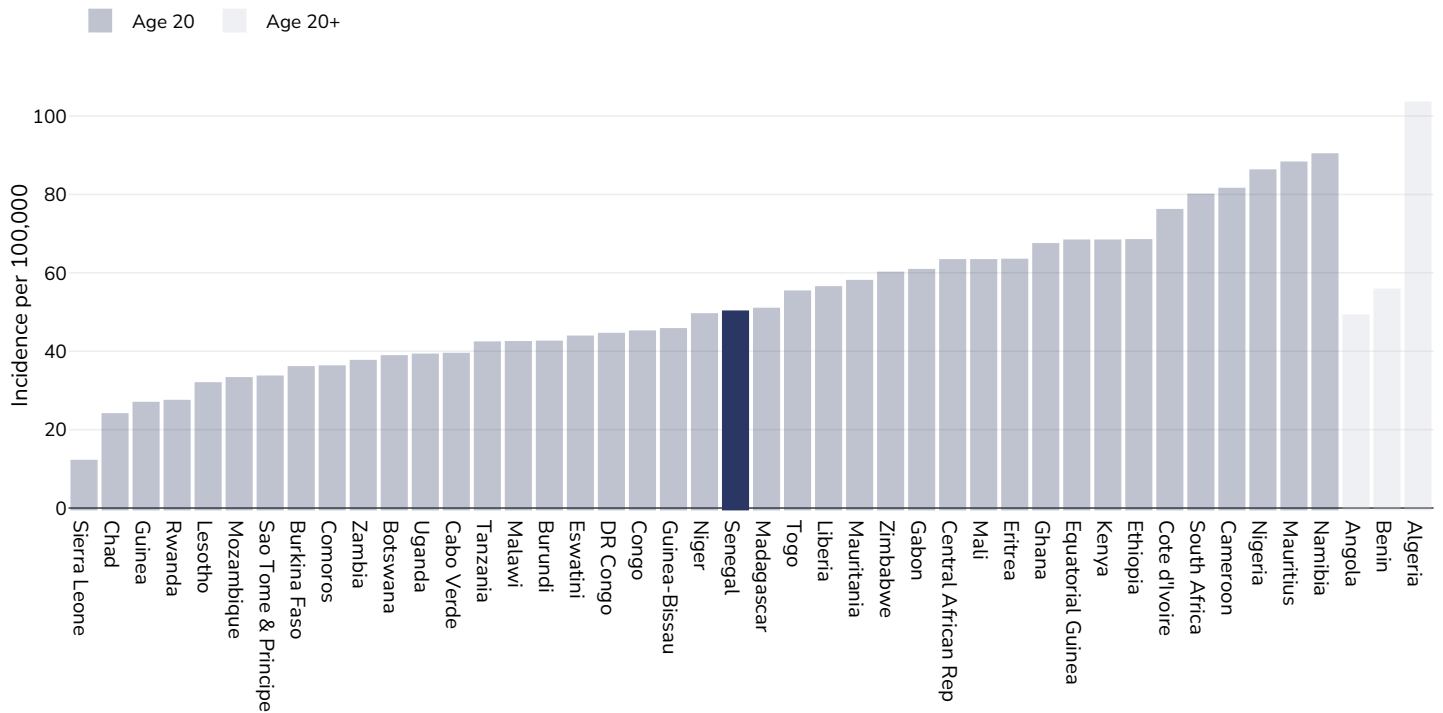
Women, 2022



Age:	20+
Area covered:	National
References:	Ferlay J, Ervik M, Lam F, Laversanne M, Colombet M, Mery L, Piñeros M, Znaor A, Soerjomataram I, Bray F (2024). Global Cancer Observatory: Cancer Today. Lyon, France: International Agency for Research on Cancer. Available from: https://gco.iarc.who.int/today , accessed [16.07.24]
Definitions:	Incidence per 100,000

Breast cancer

Women, 2022



Area covered:

National

References:

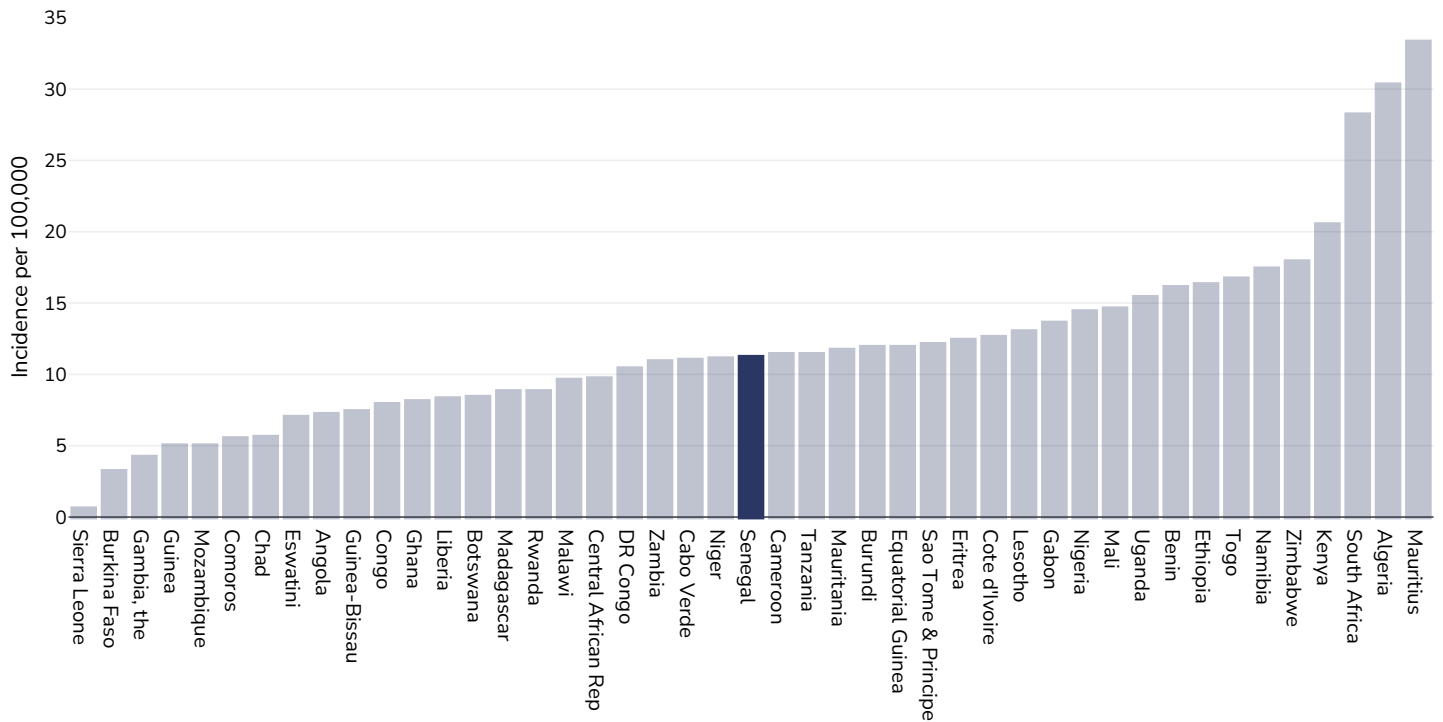
Ferlay J, Ervik M, Lam F, Laversanne M, Colombet M, Mery L, Piñeros M, Znaor A, Soerjomataram I, Bray F (2024). Global Cancer Observatory: Cancer Today. Lyon, France: International Agency for Research on Cancer. Available from: <https://gco.iarc.who.int/today>, accessed [16.07.24]

Definitions:

Incidence per 100,000

Colorectal cancer

Men, 2022



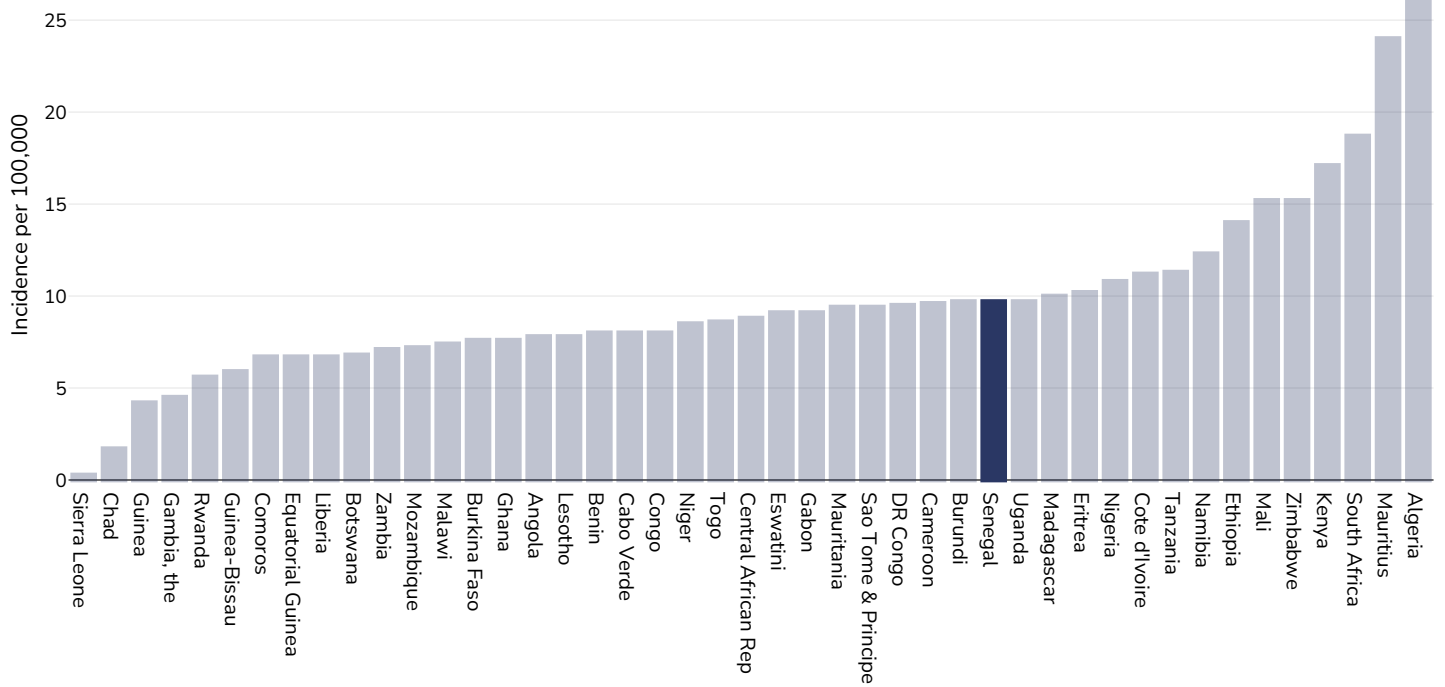
Age: 20+

Area covered: National

References: Ferlay J, Ervik M, Lam F, Laversanne M, Colombet M, Mery L, Piñeros M, Znaor A, Soerjomataram I, Bray F (2024). Global Cancer Observatory: Cancer Today. Lyon, France: International Agency for Research on Cancer. Available from: <https://gco.iarc.who.int/today>, accessed [16.07.24]

Definitions: Incidence per 100,000

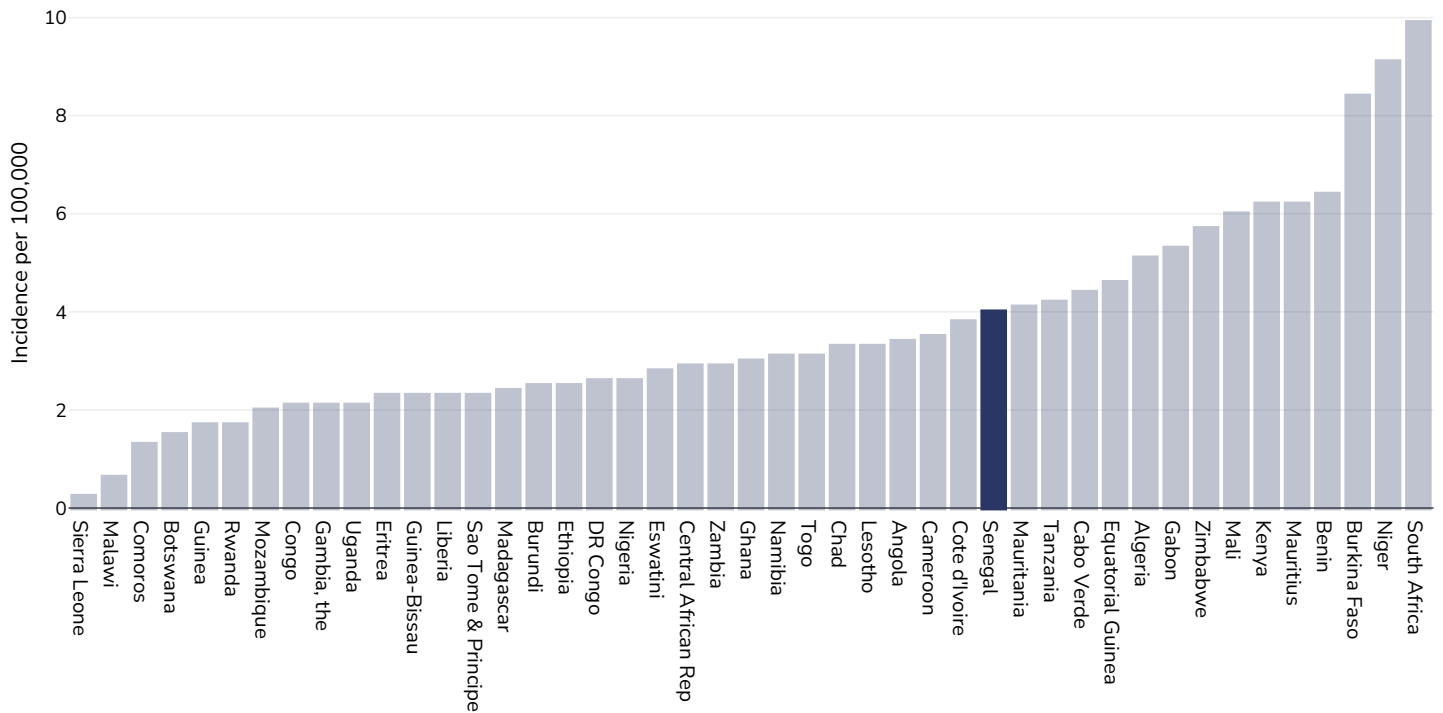
Women, 2022



Age:	20+
Area covered:	National
References:	Ferlay J, Ervik M, Lam F, Laversanne M, Colombet M, Mery L, Piñeros M, Znaor A, Soerjomataram I, Bray F (2024). Global Cancer Observatory: Cancer Today. Lyon, France: International Agency for Research on Cancer. Available from: https://gco.iarc.who.int/today , accessed [16.07.24]
Definitions:	Incidence per 100,000

Pancreatic cancer

Men, 2022



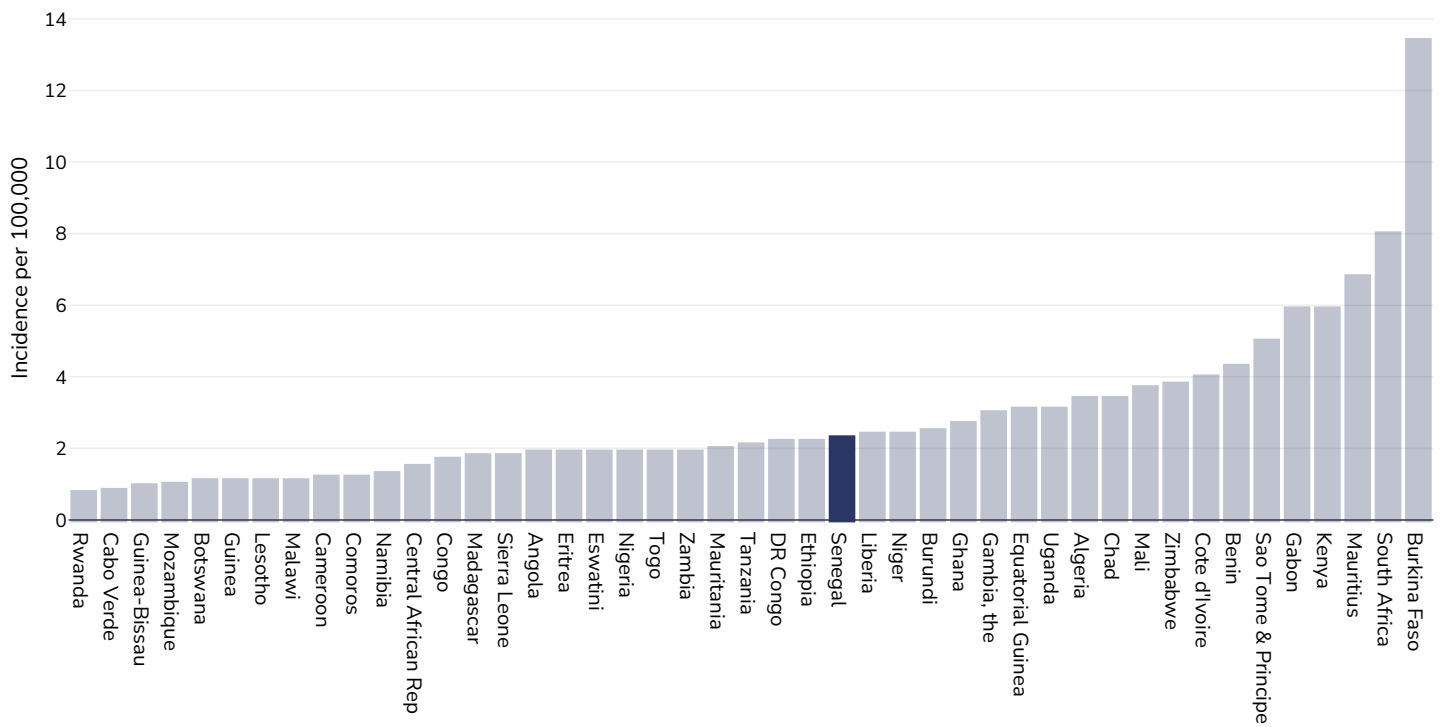
Age: 20+

Area covered: National

References: Ferlay J, Ervik M, Lam F, Laversanne M, Colombet M, Mery L, Piñeros M, Znaor A, Soerjomataram I, Bray F (2024). Global Cancer Observatory: Cancer Today. Lyon, France: International Agency for Research on Cancer. Available from: <https://gco.iarc.who.int/today>, accessed [16.07.24]

Definitions: Incidence per 100,000

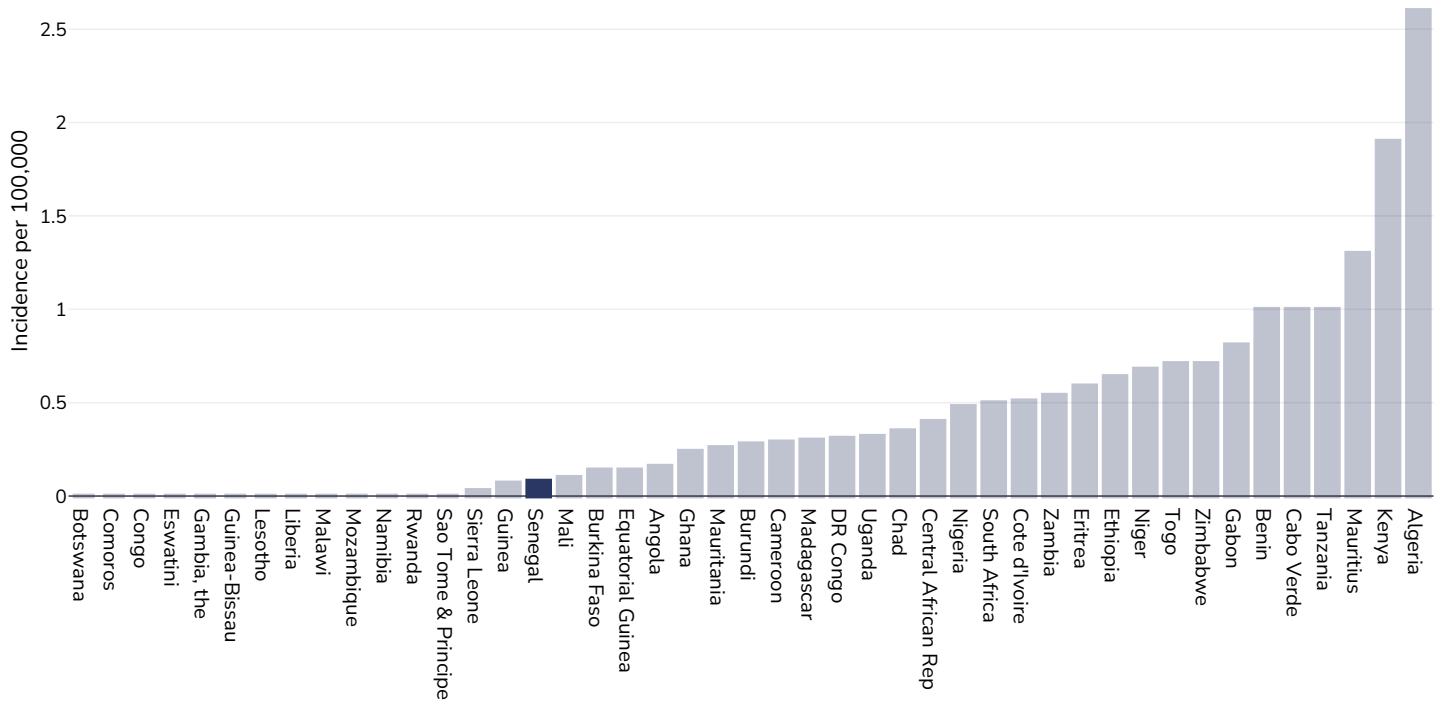
Women, 2022



Age:	20+
Area covered:	National
References:	Ferlay J, Ervik M, Lam F, Laversanne M, Colombet M, Mery L, Piñeros M, Znaor A, Soerjomataram I, Bray F (2024). Global Cancer Observatory: Cancer Today. Lyon, France: International Agency for Research on Cancer. Available from: https://gco.iarc.who.int/today , accessed [16.07.24]
Definitions:	Incidence per 100,000

Gallbladder cancer

Men, 2022



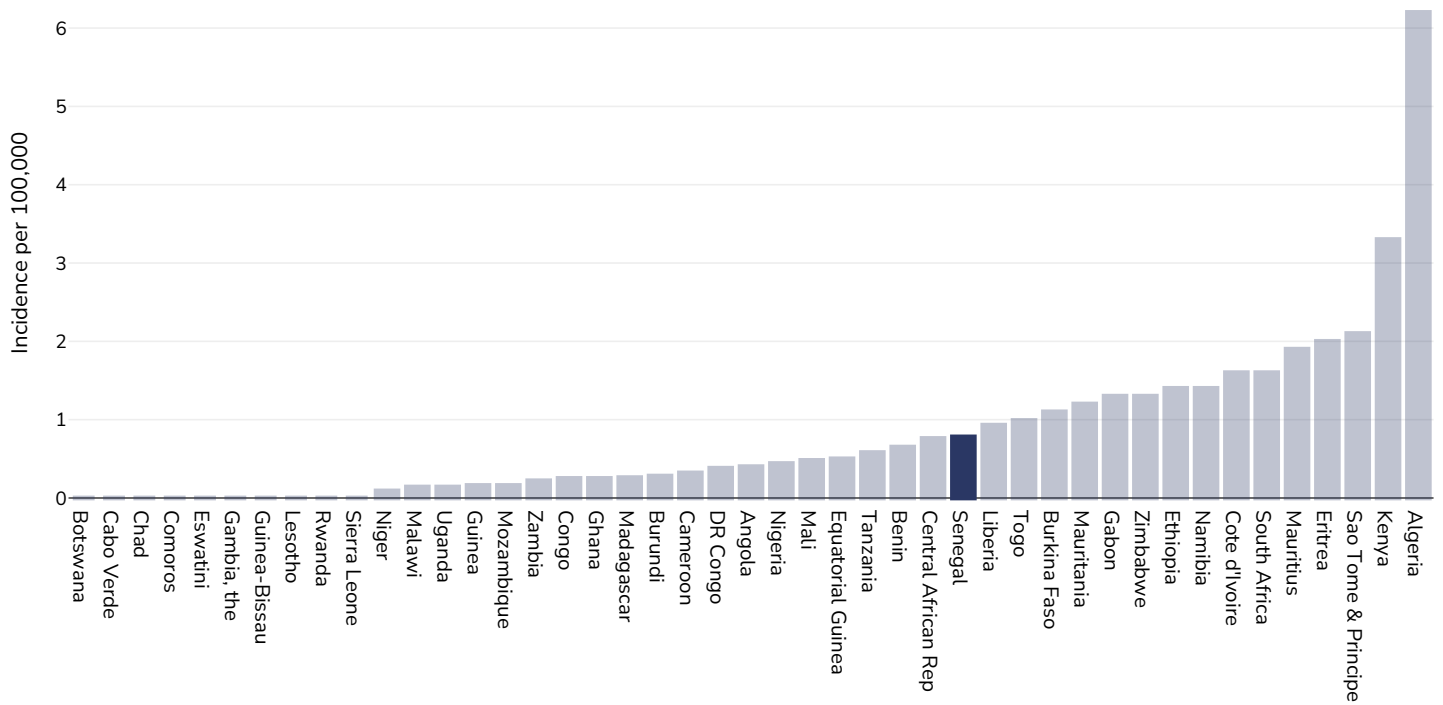
Age: 20+

Area covered: National

References: Ferlay J, Ervik M, Lam F, Laversanne M, Colombet M, Mery L, Piñeros M, Znaor A, Soerjomataram I, Bray F (2024). Global Cancer Observatory: Cancer Today. Lyon, France: International Agency for Research on Cancer. Available from: <https://gco.iarc.who.int/today>, accessed [16.07.24]

Definitions: Incidence per 100,000

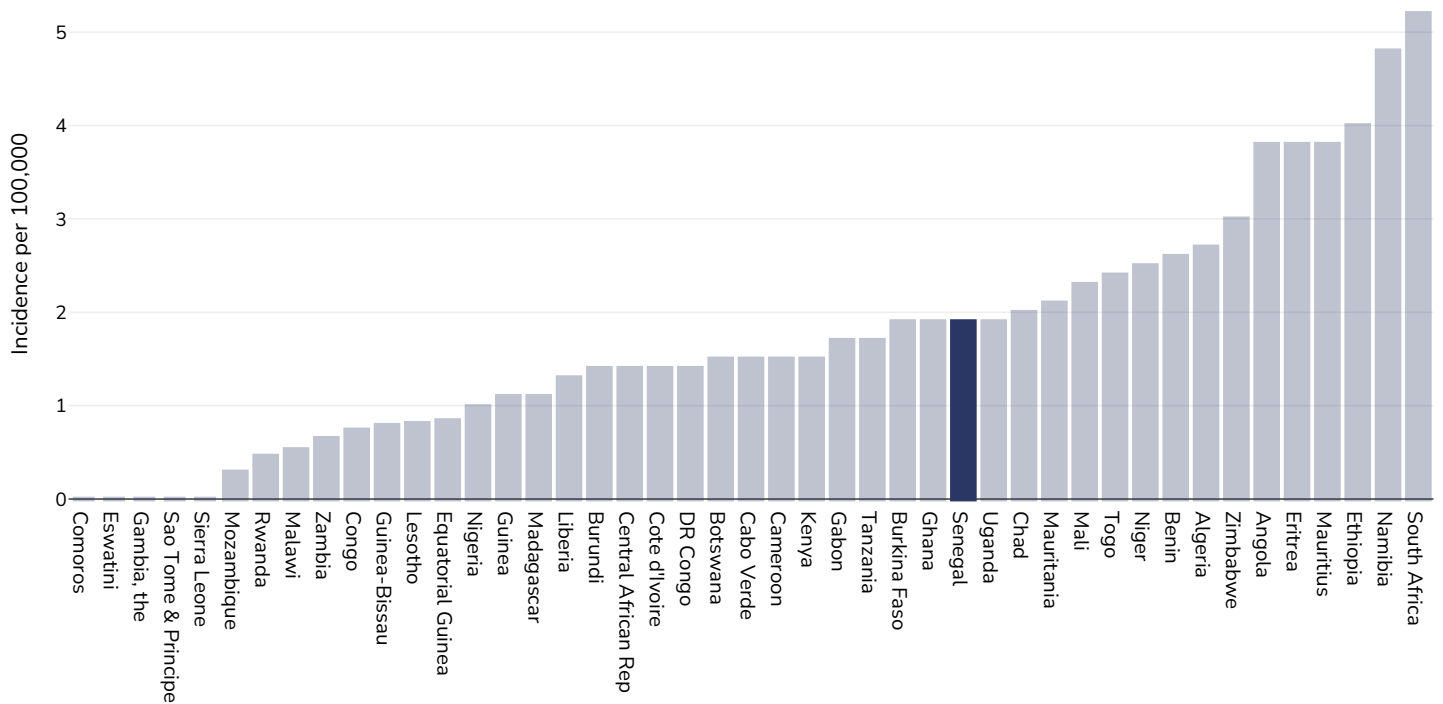
Women, 2022



Age:	20+
Area covered:	National
References:	Ferlay J, Ervik M, Lam F, Laversanne M, Colombet M, Mery L, Piñeros M, Znaor A, Soerjomataram I, Bray F (2024). Global Cancer Observatory: Cancer Today. Lyon, France: International Agency for Research on Cancer. Available from: https://gco.iarc.who.int/today , accessed [16.07.24]
Definitions:	Incidence per 100,000

Kidney cancer

Men, 2022



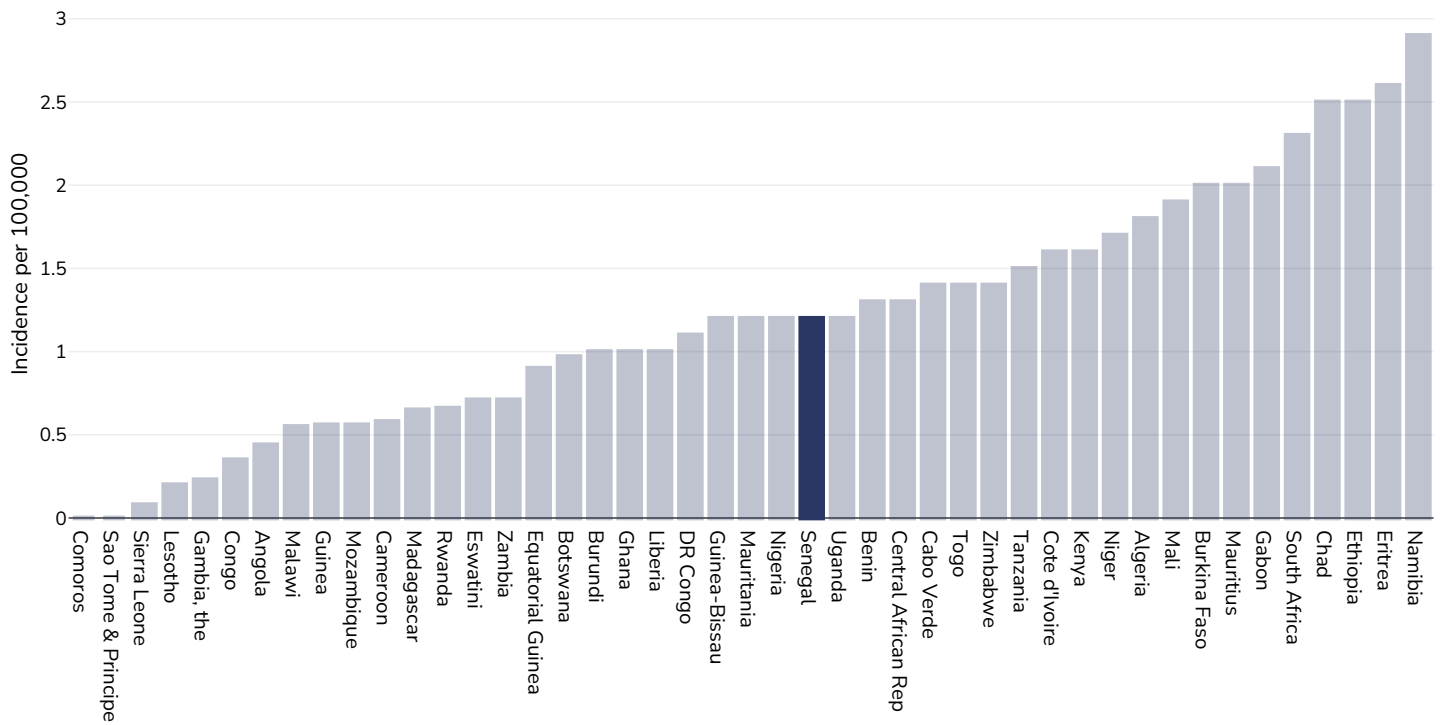
Age: 20+

Area covered: National

References: Ferlay J, Ervik M, Lam F, Laversanne M, Colombet M, Mery L, Piñeros M, Znaor A, Soerjomataram I, Bray F (2024). Global Cancer Observatory: Cancer Today. Lyon, France: International Agency for Research on Cancer. Available from: <https://gco.iarc.who.int/today>, accessed [16.07.24]

Definitions: Incidence per 100,000

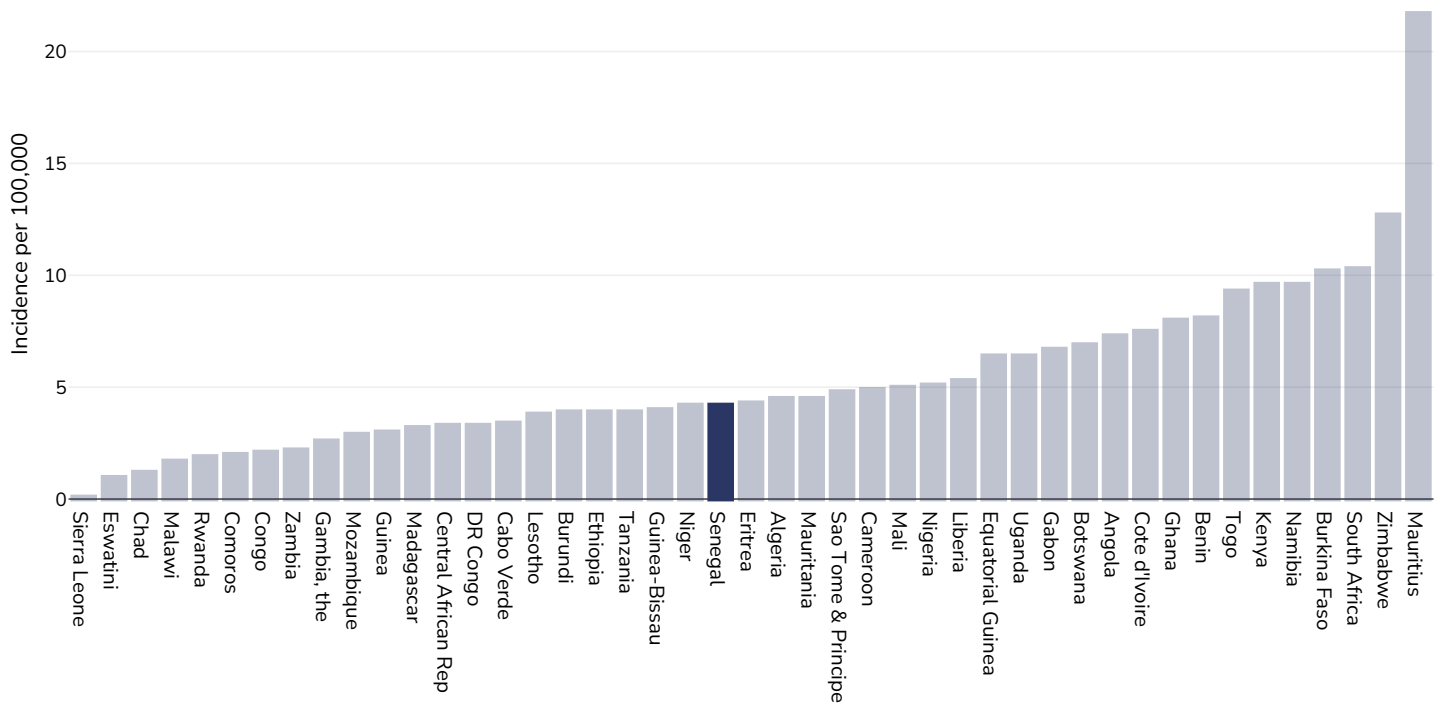
Women, 2022



Age:	20+
Area covered:	National
References:	Ferlay J, Ervik M, Lam F, Laversanne M, Colombet M, Mery L, Piñeros M, Znaor A, Soerjomataram I, Bray F (2024). Global Cancer Observatory: Cancer Today. Lyon, France: International Agency for Research on Cancer. Available from: https://gco.iarc.who.int/today , accessed [16.07.24]
Definitions:	Incidence per 100,000

Cancer of the uterus

Women, 2022



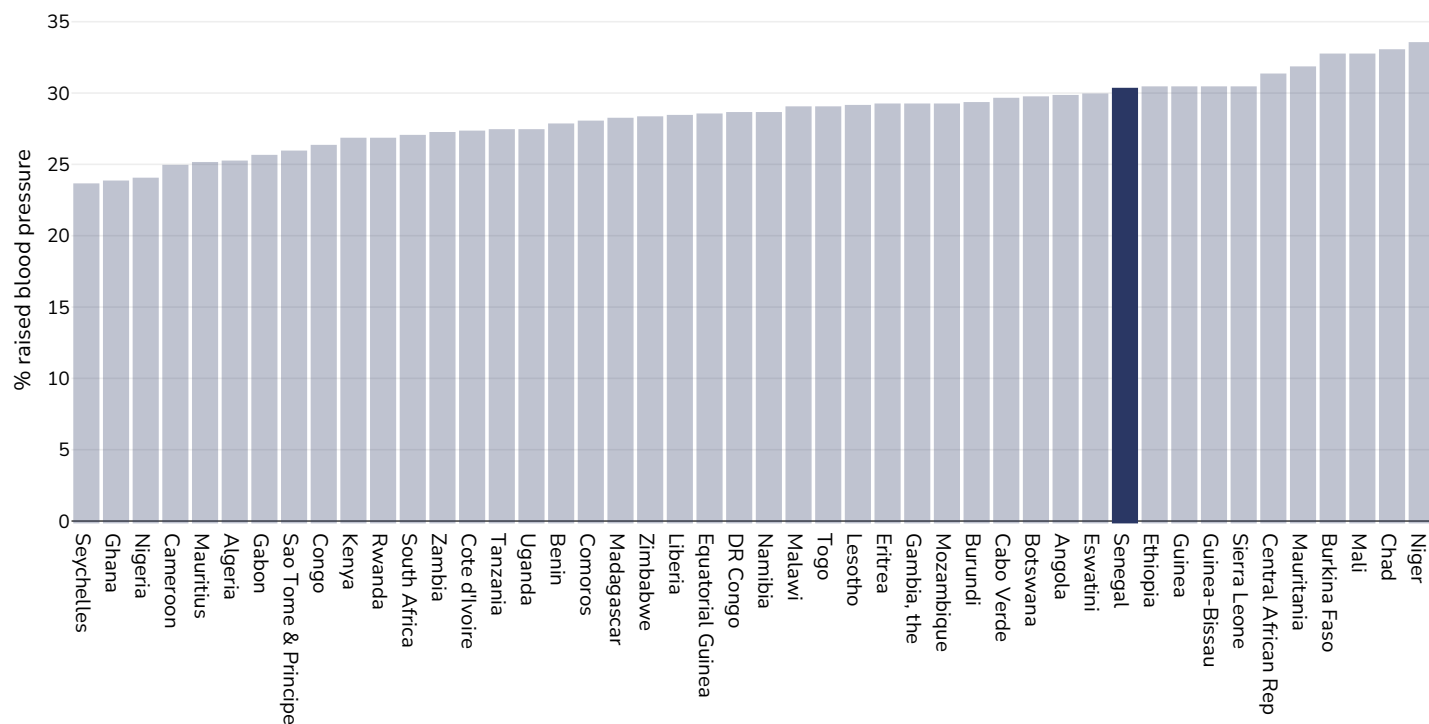
Age: 20+

References: Ferlay J, Ervik M, Lam F, Laversanne M, Colombet M, Mery L, Piñeros M, Znaor A, Soerjomataram I, Bray F (2024). Global Cancer Observatory: Cancer Today. Lyon, France: International Agency for Research on Cancer. Available from: <https://gco.iarc.who.int/today>, accessed [16.07.24]

Definitions: Incidence per 100,000

Raised blood pressure

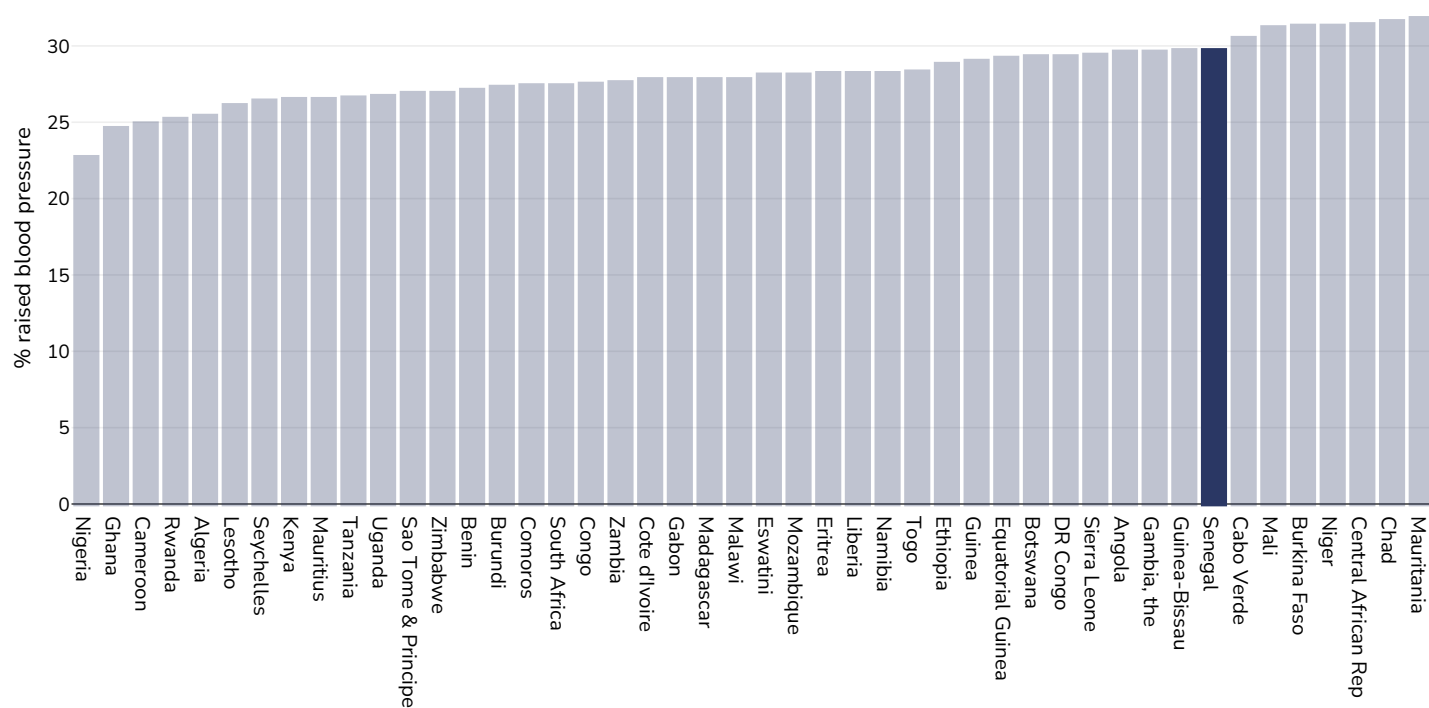
Adults, 2015



References: Global Health Observatory data repository, World Health Organisation, <http://apps.who.int/gho/data/node.main.A875?lang=en>

Definitions: Age Standardised estimated % Raised blood pressure 2015 (SBP>=140 OR DBP>=90).

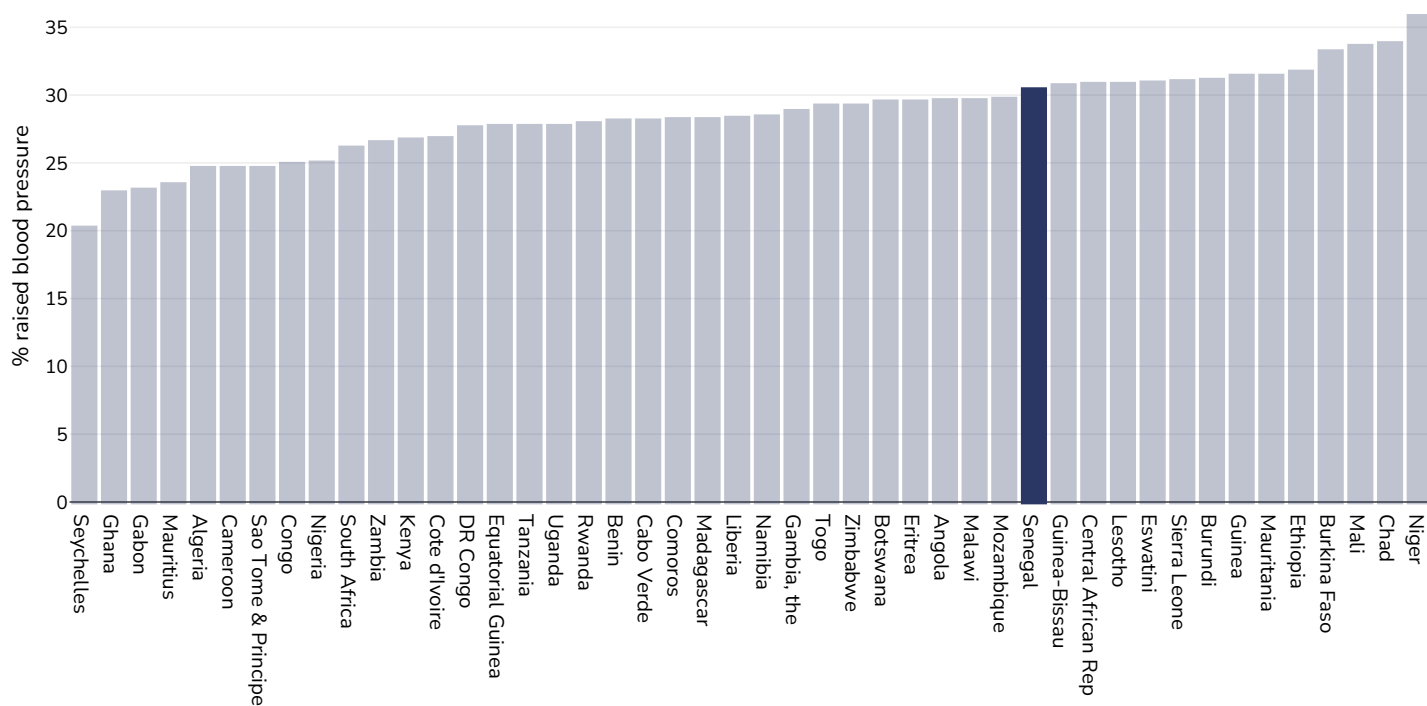
Men, 2015



References: Global Health Observatory data repository, World Health Organisation, <http://apps.who.int/gho/data/node.main.A875?lang=en>

Definitions: Age Standardised estimated % Raised blood pressure 2015 (SBP>=140 OR DBP>=90).

Women, 2015

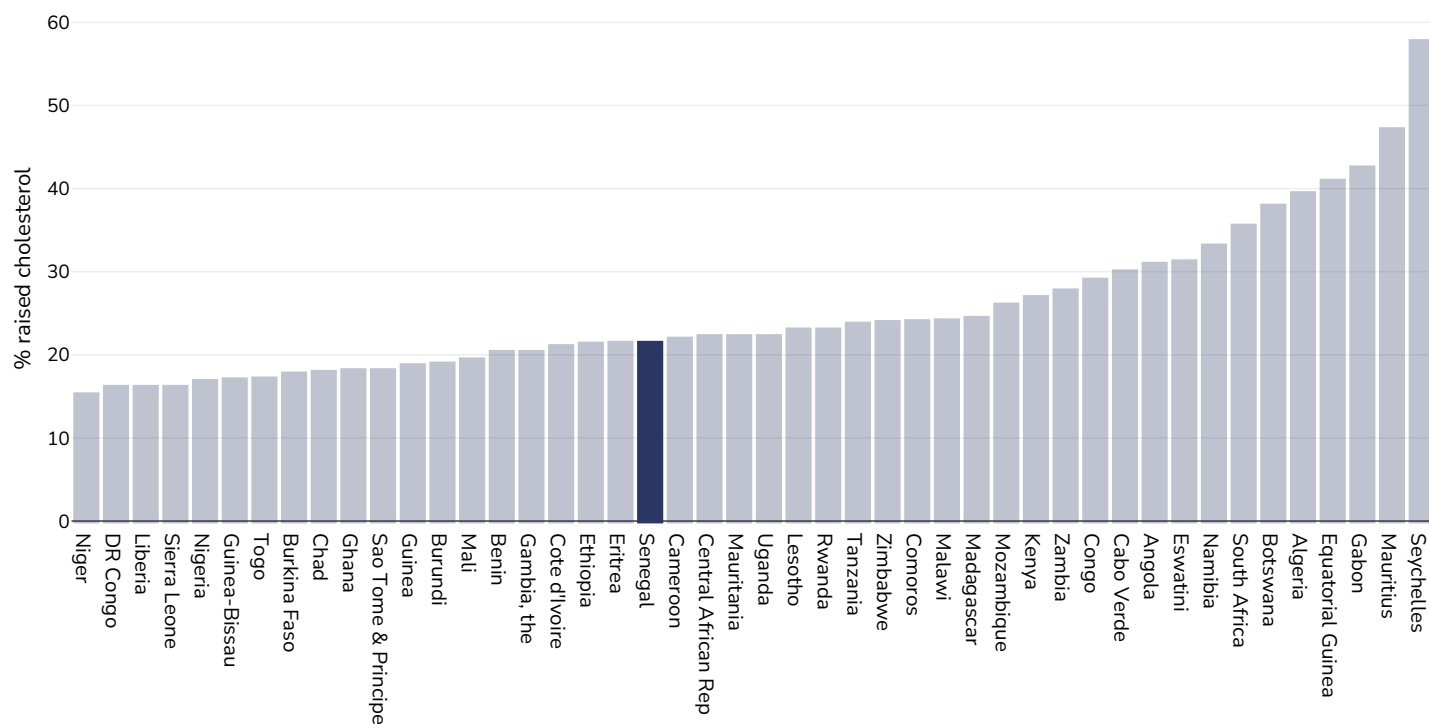


References: Global Health Observatory data repository, World Health Organisation, <http://apps.who.int/gho/data/node.main.A875?lang=en>

Definitions: Age Standardised estimated % Raised blood pressure 2015 (SBP>=140 OR DBP>=90).

Raised cholesterol

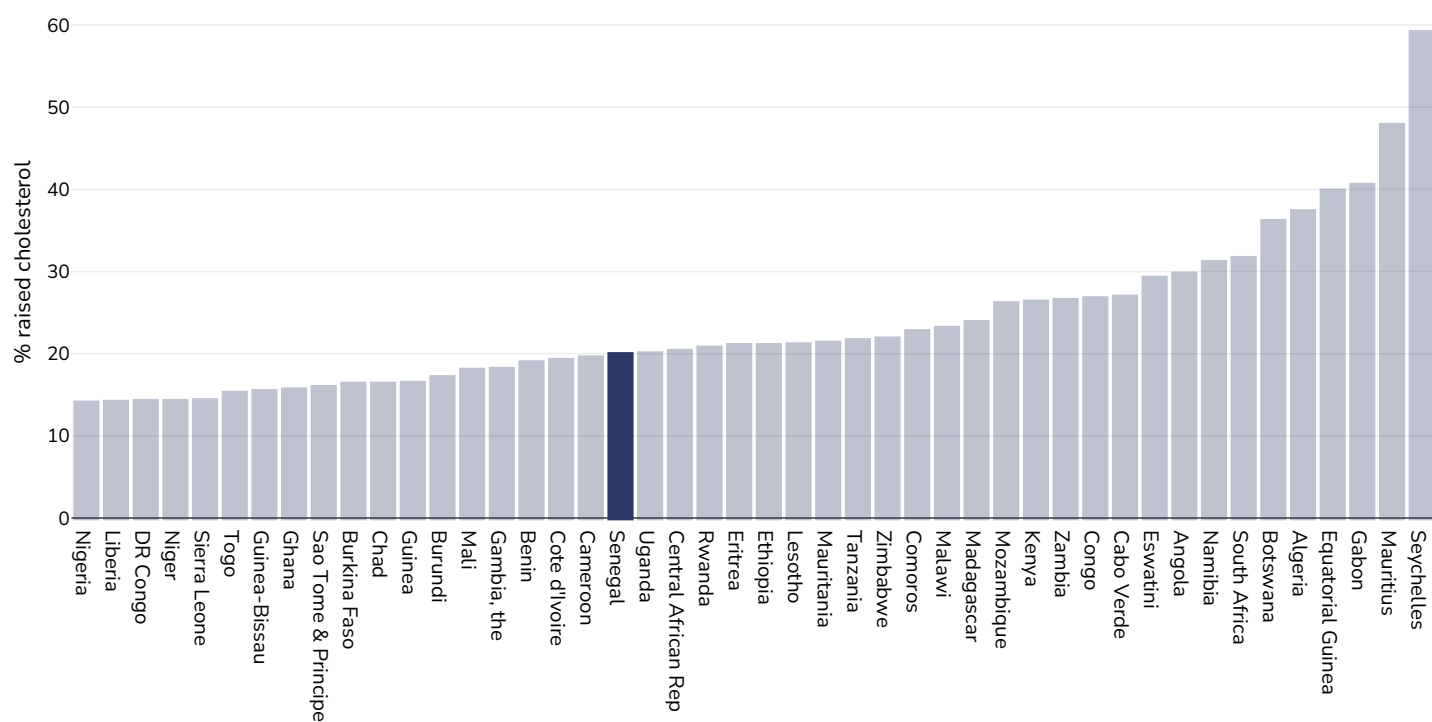
Adults, 2008



References: Global Health Observatory data repository, World Health Organisation, <http://apps.who.int/gho/data/node.main.A885>

Definitions: % Raised total cholesterol (≥ 5.0 mmol/L) (age-standardized estimate).

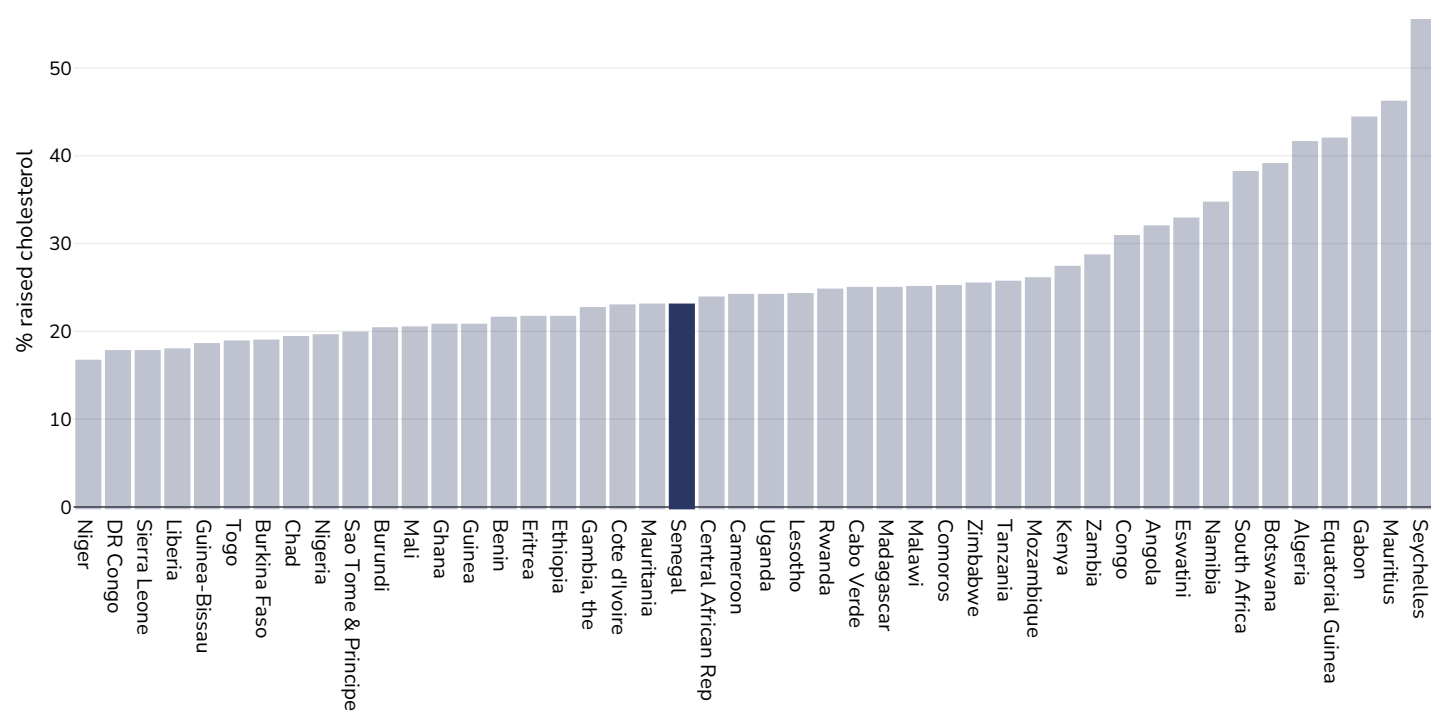
Men, 2008



References: Global Health Observatory data repository, World Health Organisation, <http://apps.who.int/gho/data/node.main.A885>

Definitions: % Raised total cholesterol (≥ 5.0 mmol/L) (age-standardized estimate).

Women, 2008

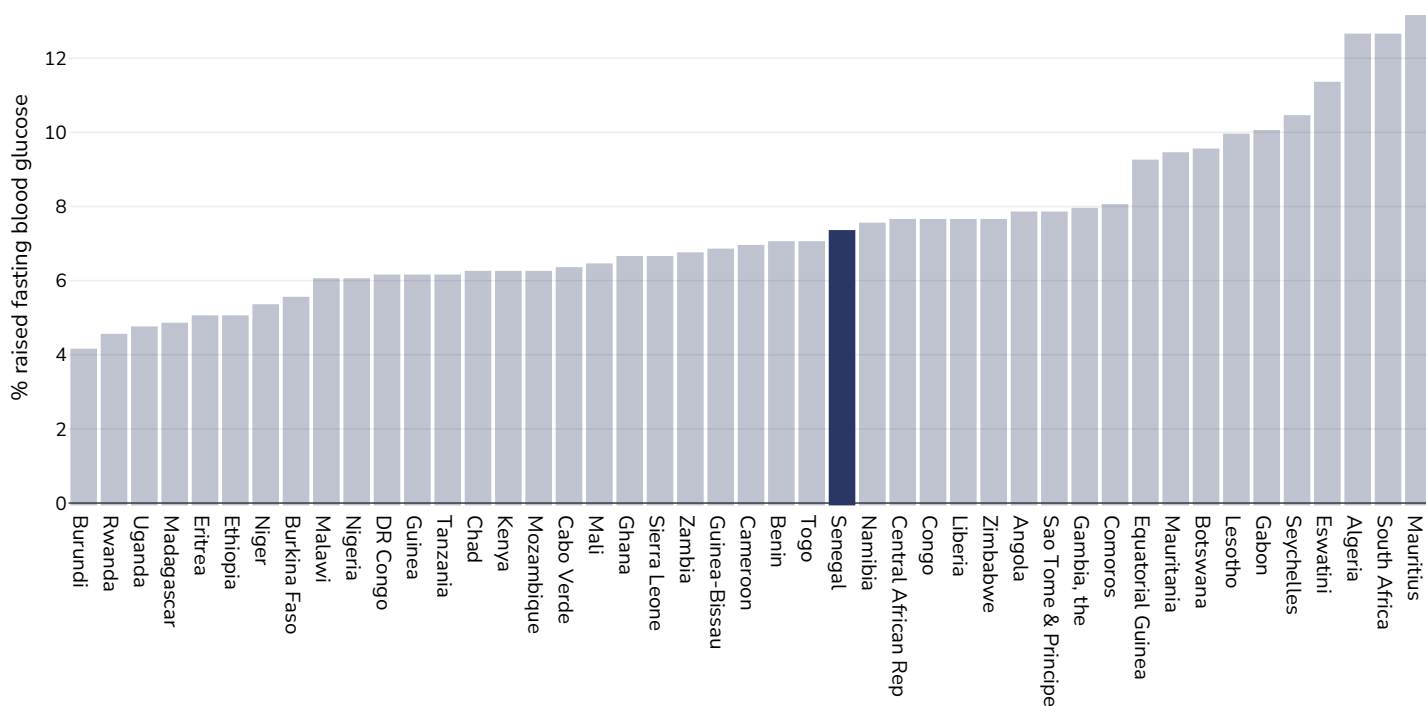


References: Global Health Observatory data repository, World Health Organisation, <http://apps.who.int/gho/data/node.main.A885>

Definitions: % Raised total cholesterol (≥ 5.0 mmol/L) (age-standardized estimate).

Raised fasting blood glucose

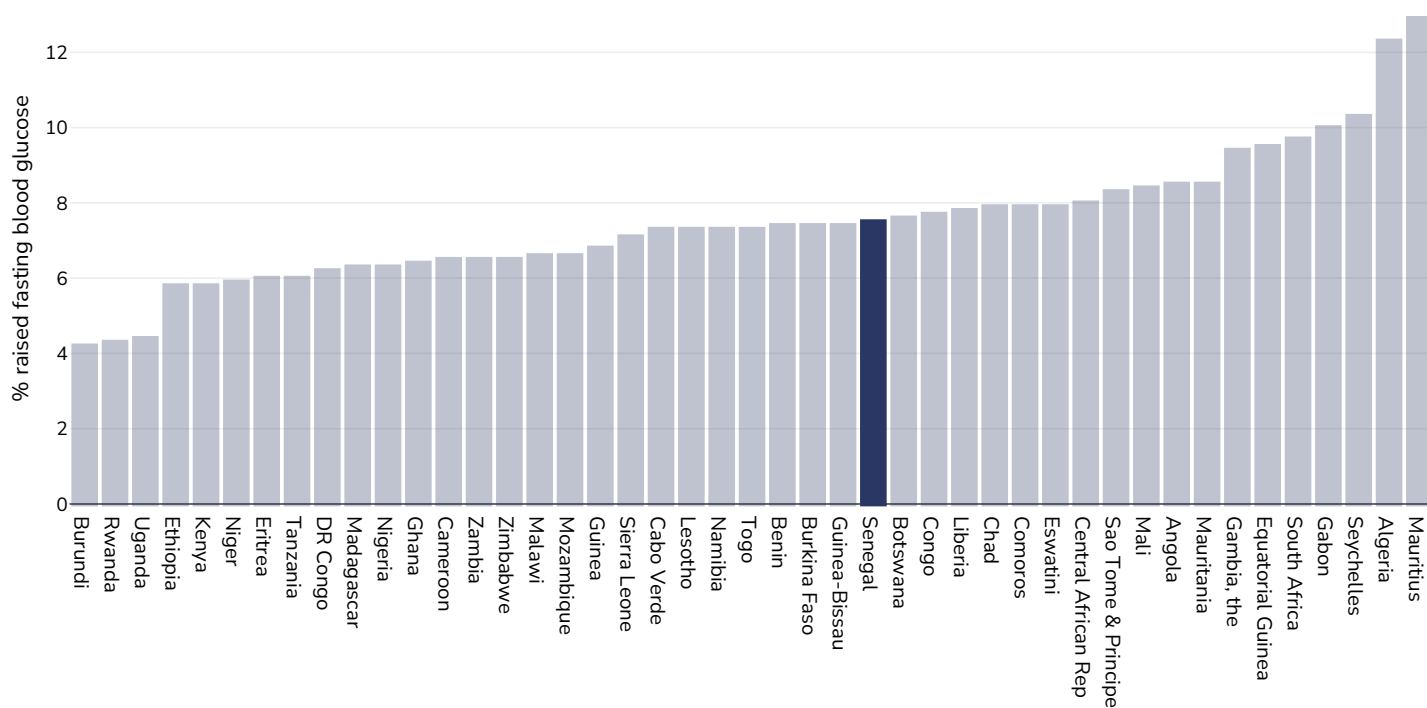
Men, 2014



References: Global Health Observatory data repository, World Health Organisation, <http://apps.who.int/gho/data/node.main.A869?lang=en>

Definitions: Age Standardised % raised fasting blood glucose (≥ 7.0 mmol/L or on medication).

Women, 2014

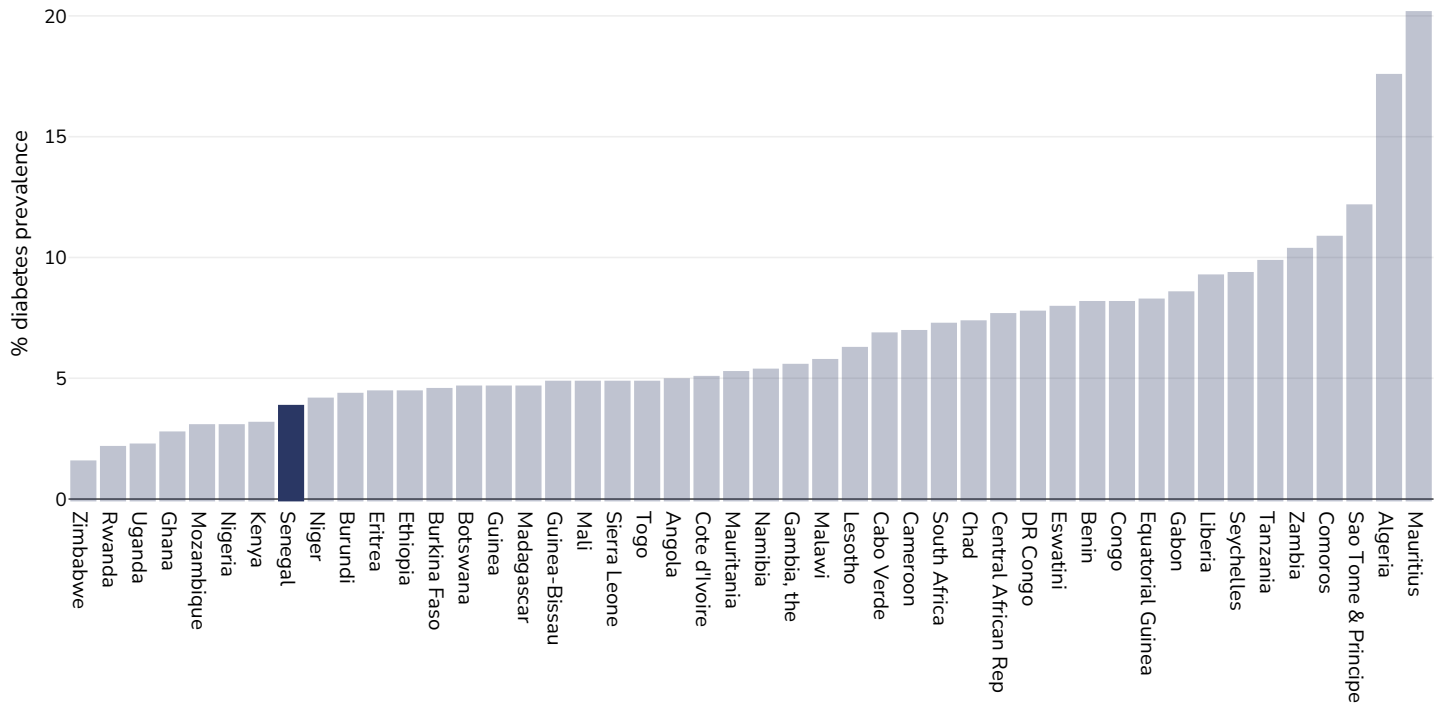


References: Global Health Observatory data repository, World Health Organisation, <http://apps.who.int/gho/data/node.main.A869?lang=en>

Definitions: Age Standardised % raised fasting blood glucose (≥ 7.0 mmol/L or on medication).

Diabetes prevalence

Adults, 2024

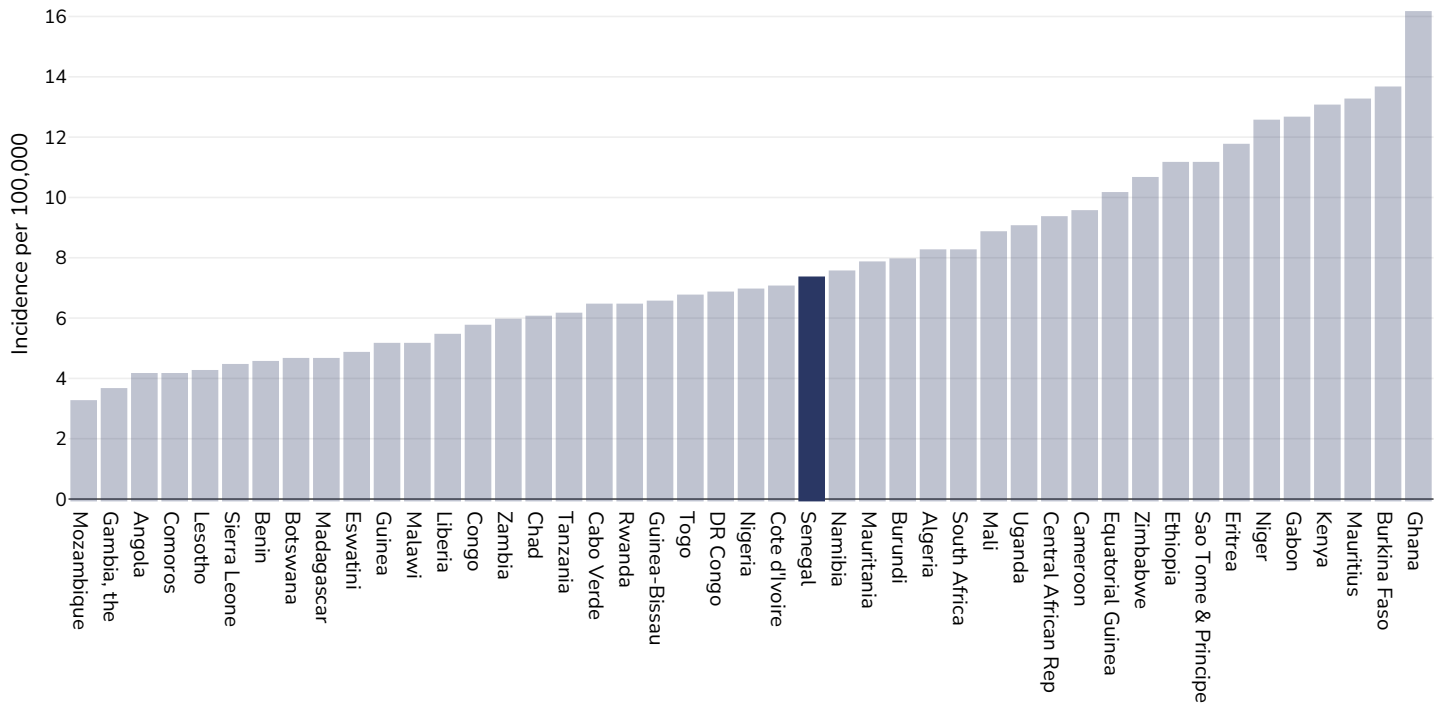


References:

Reproduced with kind permission International Diabetes Federation. IDF Diabetes Atlas, 11th edn. Brussels, Belgium:International Diabetes Federation, 2025. <http://www.diabetesatlas.org>

Ovarian Cancer

Women, 2022



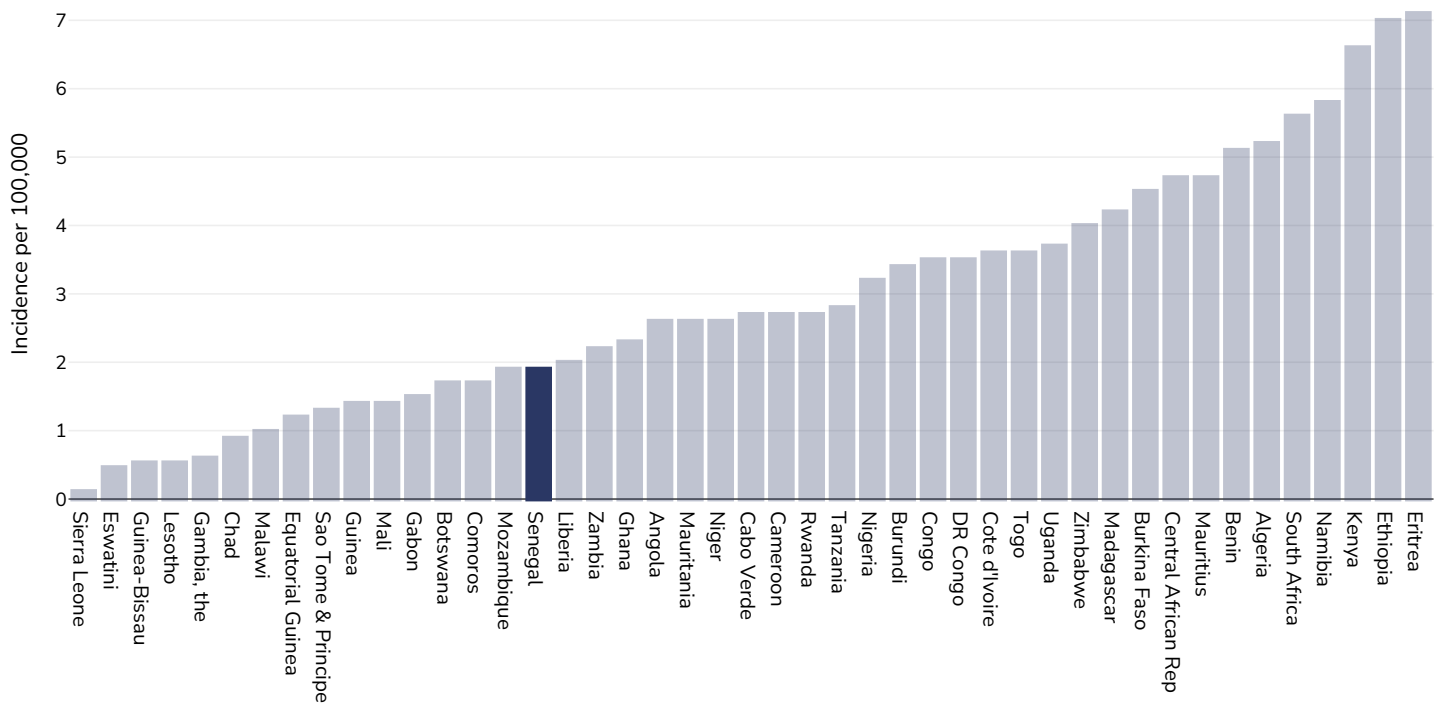
Age: 20+

References: Ferlay J, Ervik M, Lam F, Laversanne M, Colombet M, Mery L, Piñeros M, Znaor A, Soerjomataram I, Bray F (2024). Global Cancer Observatory: Cancer Today. Lyon, France: International Agency for Research on Cancer. Available from: <https://gco.iarc.who.int/today>, accessed [16.07.24]

Definitions: Incidence per 100,000

Leukemia

Men, 2022



Age: 20+

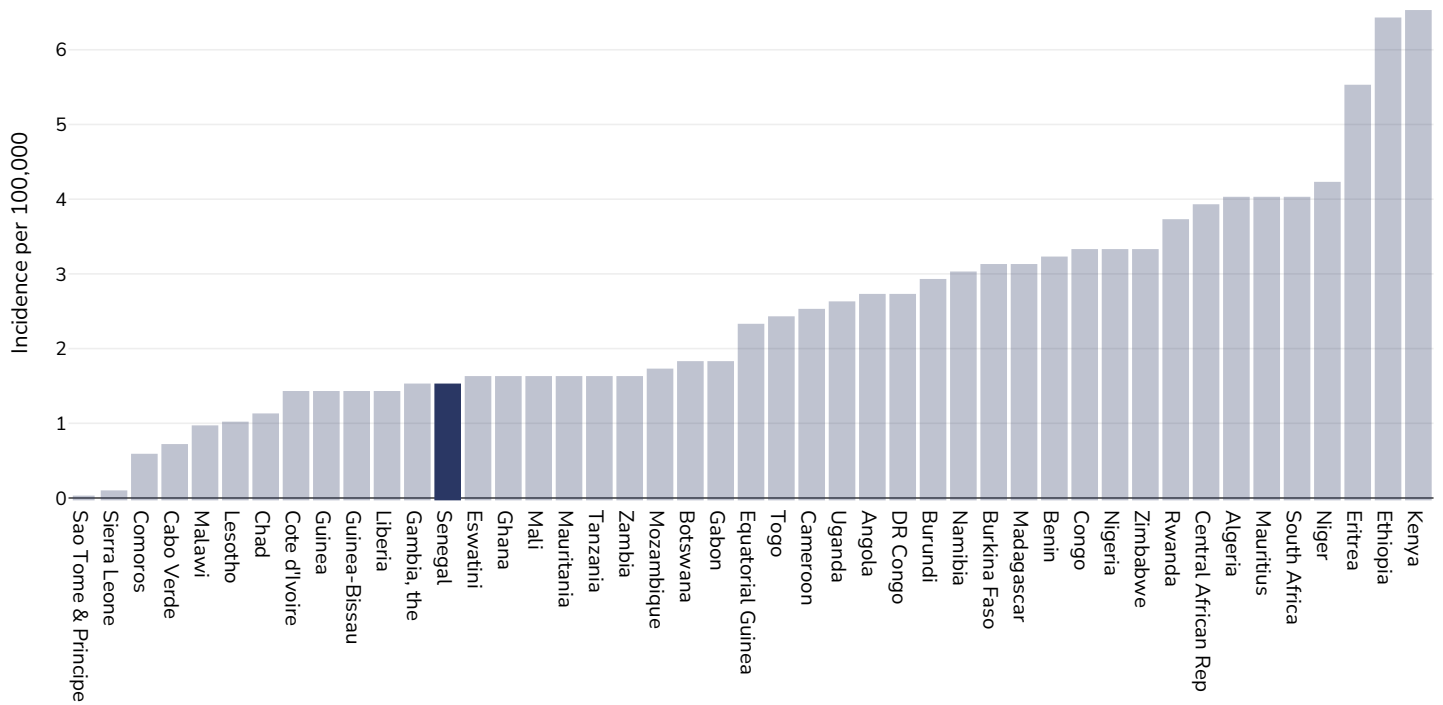
Area covered: National

References: Ferlay J, Ervik M, Lam F, Laversanne M, Colombet M, Mery L, Piñeros M, Znaor A, Soerjomataram I, Bray F (2024). Global Cancer Observatory: Cancer Today. Lyon, France: International Agency for Research on Cancer. Available from: <https://gco.iarc.who.int/today>, accessed [16.07.24]

Definitions: Incidence per 100,000

Unless otherwise noted, overweight refers to a BMI between 25kg and 29.9kg/m², obesity refers to a BMI greater than 30kg/m².

Women, 2022

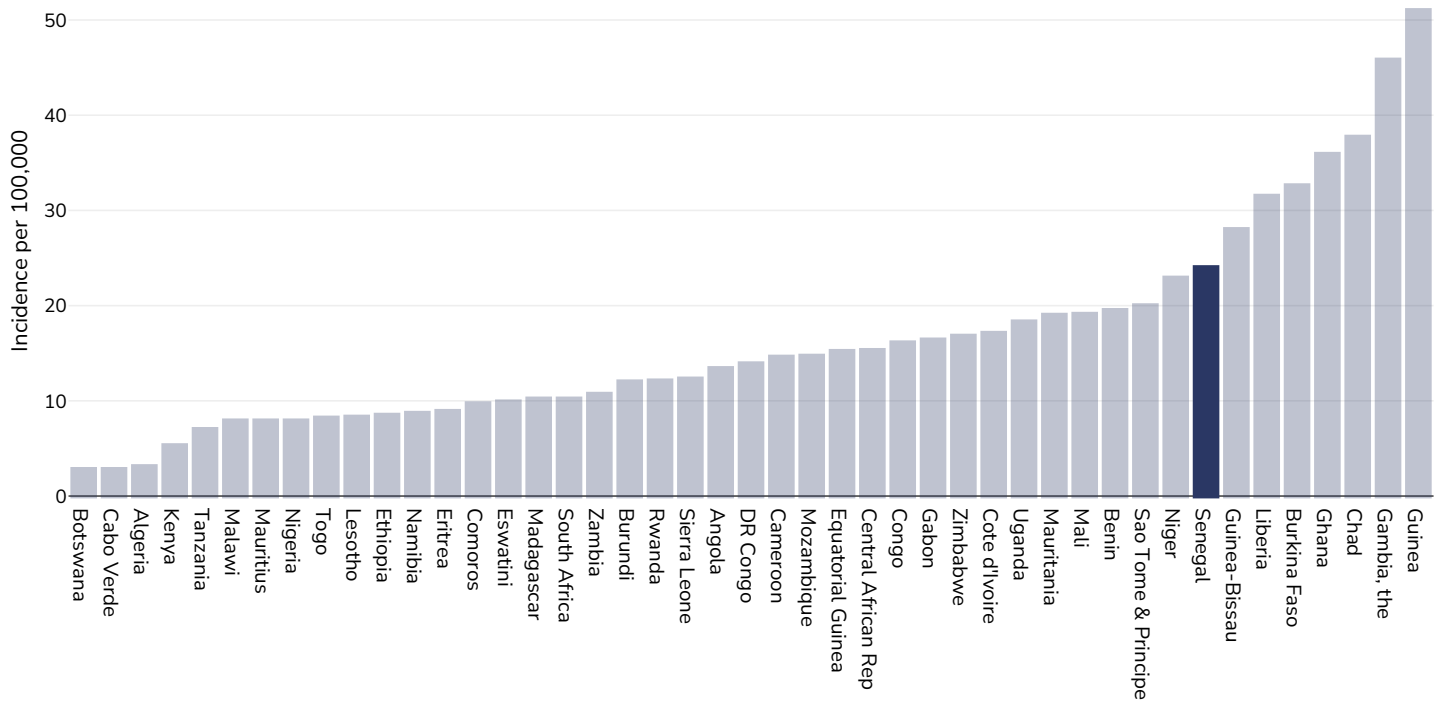


Age:	20+
Area covered:	National
References:	Ferlay J, Ervik M, Lam F, Laversanne M, Colombet M, Mery L, Piñeros M, Znaor A, Soerjomataram I, Bray F (2024). Global Cancer Observatory: Cancer Today. Lyon, France: International Agency for Research on Cancer. Available from: https://gco.iarc.who.int/today , accessed [16.07.24]
Definitions:	Incidence per 100,000

Unless otherwise noted, overweight refers to a BMI between 25kg and 29.9kg/m², obesity refers to a BMI greater than 30kg/m².

Liver and intrahepatic bile duct Cancer

Men, 2022



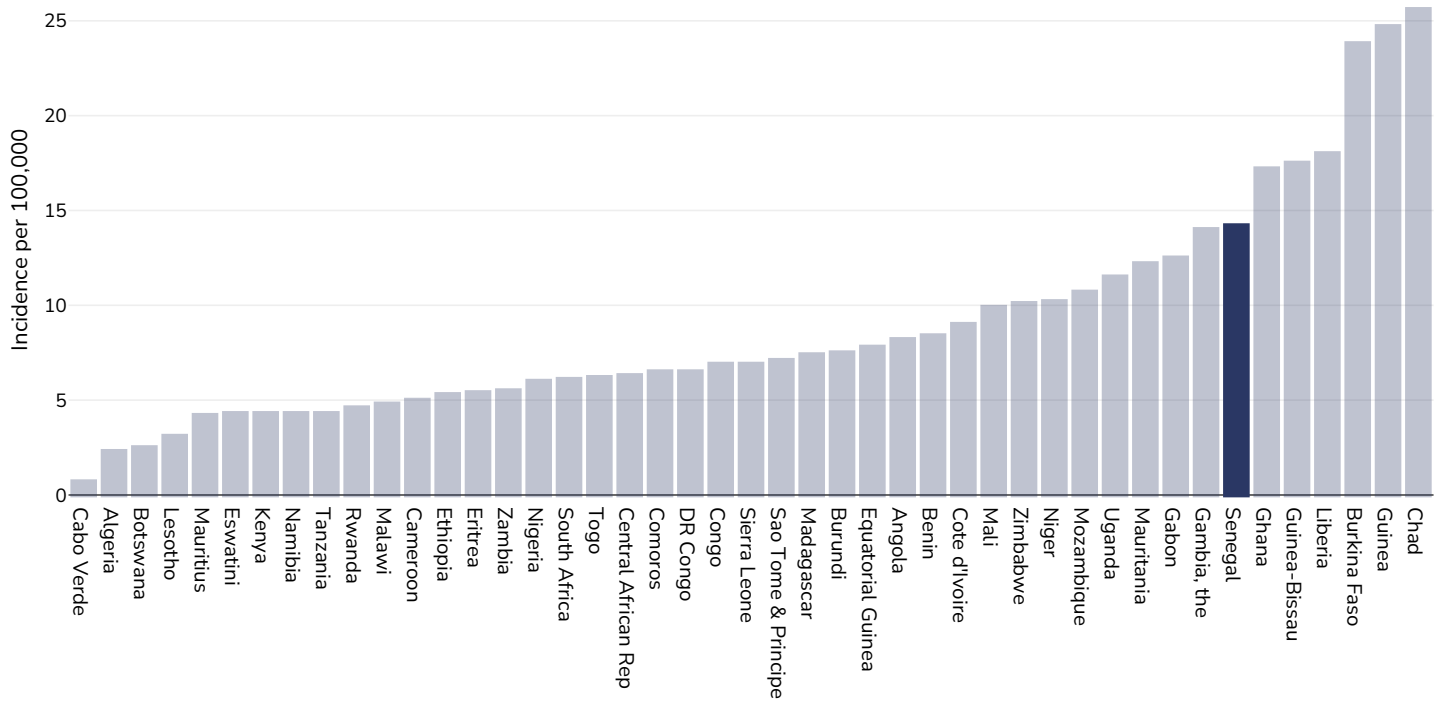
Age: 20+

Area covered: National

References: Ferlay J, Ervik M, Lam F, Laversanne M, Colombet M, Mery L, Piñeros M, Znaor A, Soerjomataram I, Bray F (2024). Global Cancer Observatory: Cancer Today. Lyon, France: International Agency for Research on Cancer. Available from: <https://gco.iarc.who.int/today>, accessed [16.07.24]

Definitions: Incidence per 100,000

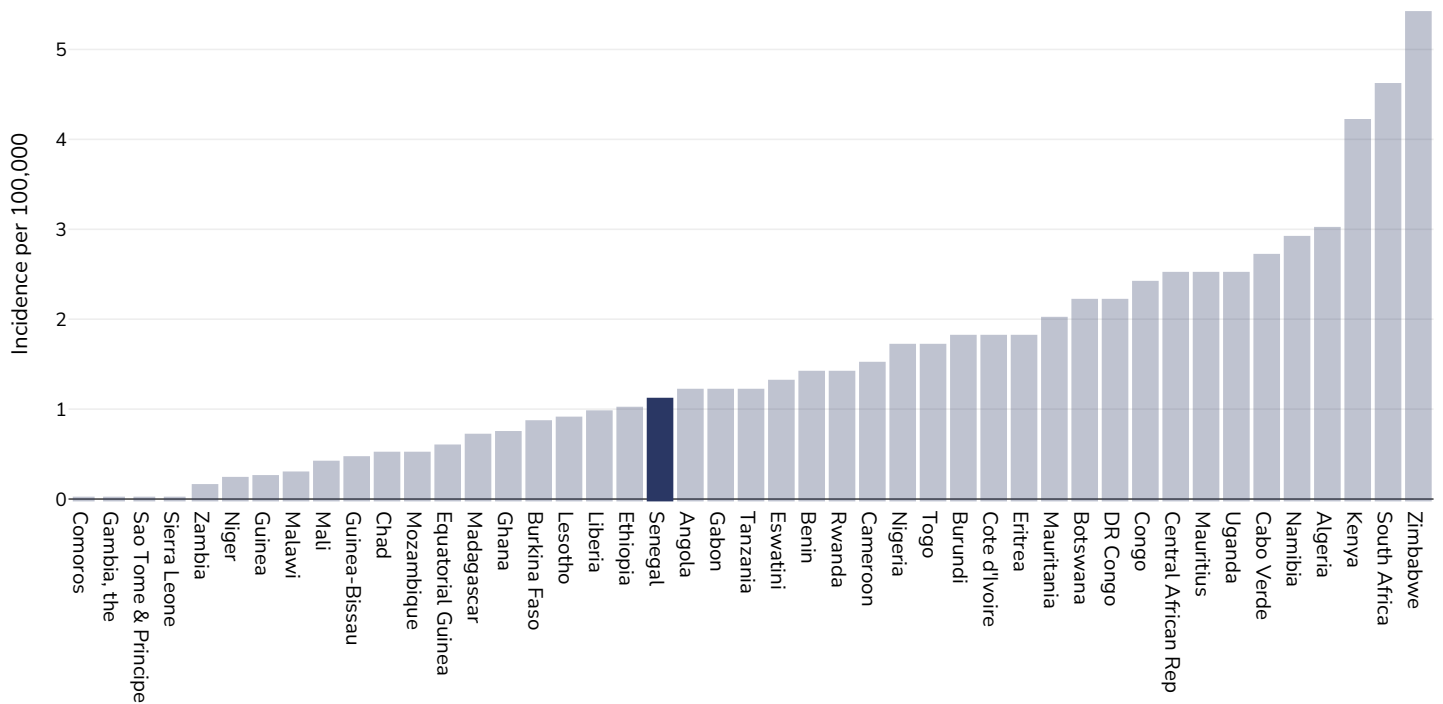
Women, 2022



Age:	20+
Area covered:	National
References:	Ferlay J, Ervik M, Lam F, Laversanne M, Colombet M, Mery L, Piñeros M, Znaor A, Soerjomataram I, Bray F (2024). Global Cancer Observatory: Cancer Today. Lyon, France: International Agency for Research on Cancer. Available from: https://gco.iarc.who.int/today , accessed [16.07.24]
Definitions:	Incidence per 100,000

Multiple Myeloma

Men, 2022



Age: 20+

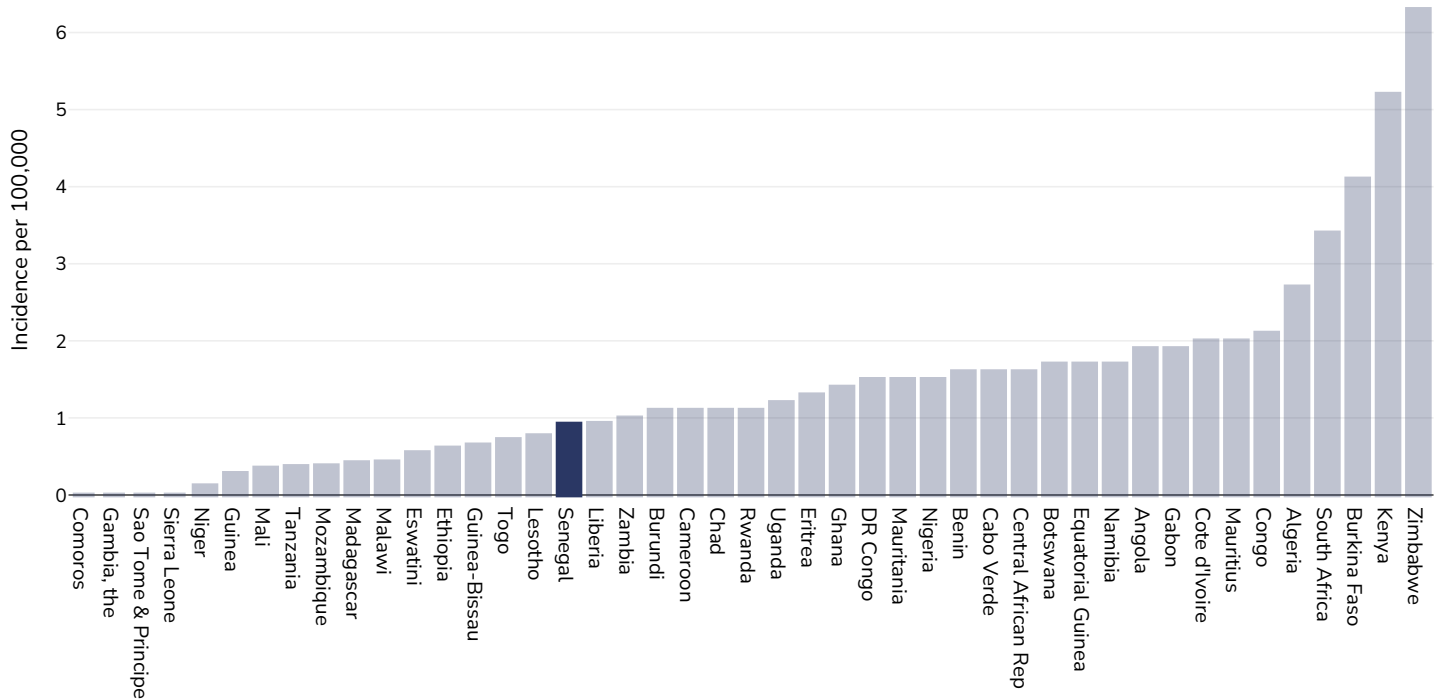
Area covered: National

References: Ferlay J, Ervik M, Lam F, Laversanne M, Colombet M, Mery L, Piñeros M, Znaor A, Soerjomataram I, Bray F (2024). Global Cancer Observatory: Cancer Today. Lyon, France: International Agency for Research on Cancer. Available from: <https://gco.iarc.who.int/today>, accessed [16.07.24]

Definitions: Incidence per 100,000

Unless otherwise noted, overweight refers to a BMI between 25kg and 29.9kg/m², obesity refers to a BMI greater than 30kg/m².

Women, 2022

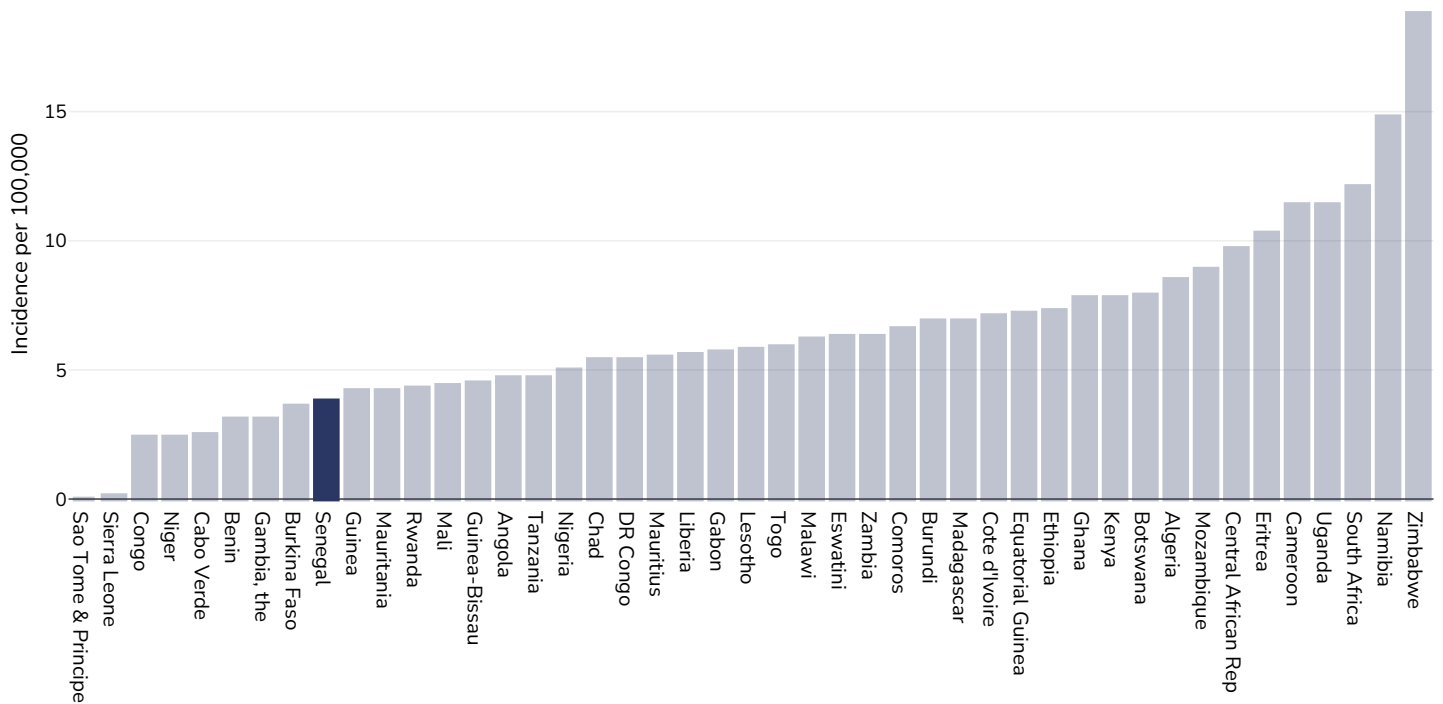


Age:	20+
Area covered:	National
References:	Ferlay J, Ervik M, Lam F, Laversanne M, Colombet M, Mery L, Piñeros M, Znaor A, Soerjomataram I, Bray F (2024). Global Cancer Observatory: Cancer Today. Lyon, France: International Agency for Research on Cancer. Available from: https://gco.iarc.who.int/today , accessed [16.07.24]
Definitions:	Incidence per 100,000

Unless otherwise noted, overweight refers to a BMI between 25kg and 29.9kg/m², obesity refers to a BMI greater than 30kg/m².

Non Hodgkin Lymphoma

Men, 2022



Age: 20+

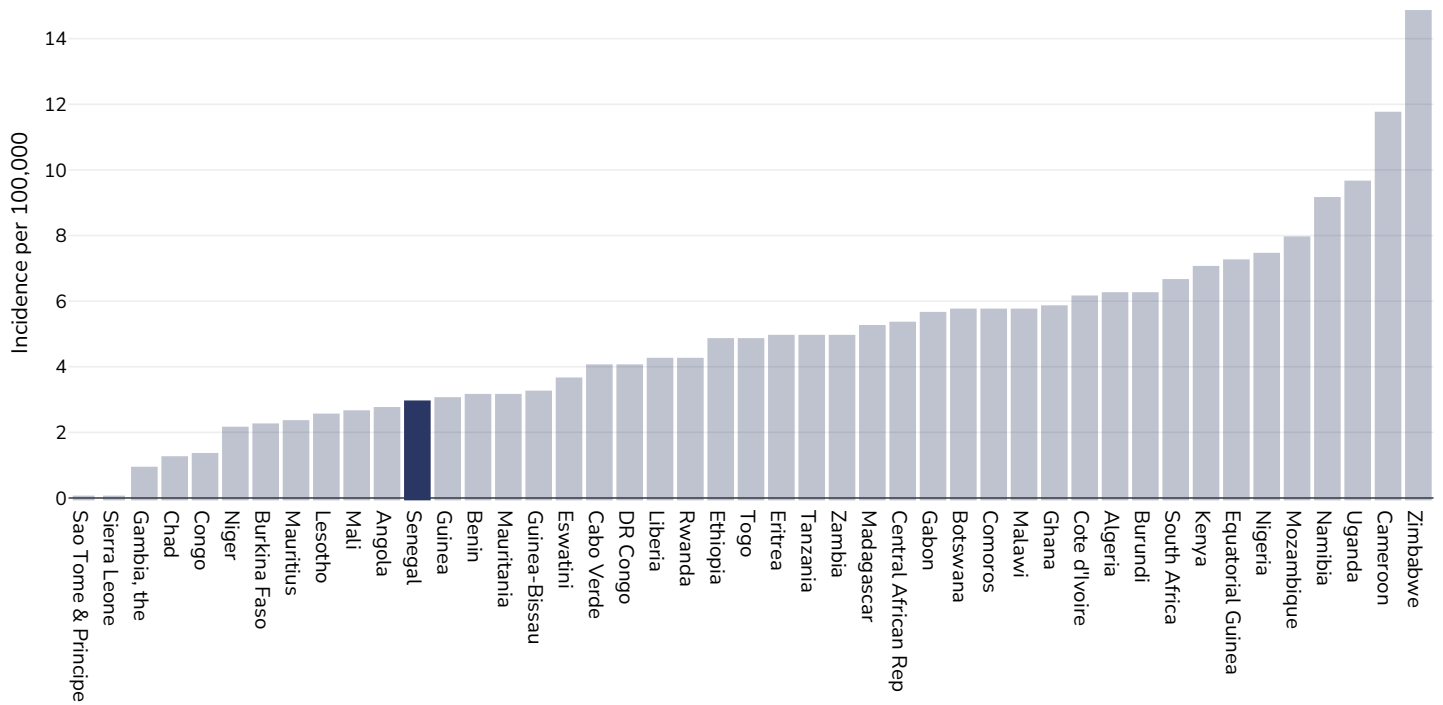
Area covered: National

References: Ferlay J, Ervik M, Lam F, Laversanne M, Colombet M, Mery L, Piñeros M, Znaor A, Soerjomataram I, Bray F (2024). Global Cancer Observatory: Cancer Today. Lyon, France: International Agency for Research on Cancer. Available from: <https://gco.iarc.who.int/today>, accessed [16.07.24]

Definitions: Incidence per 100,000

Unless otherwise noted, overweight refers to a BMI between 25kg and 29.9kg/m², obesity refers to a BMI greater than 30kg/m².

Women, 2022

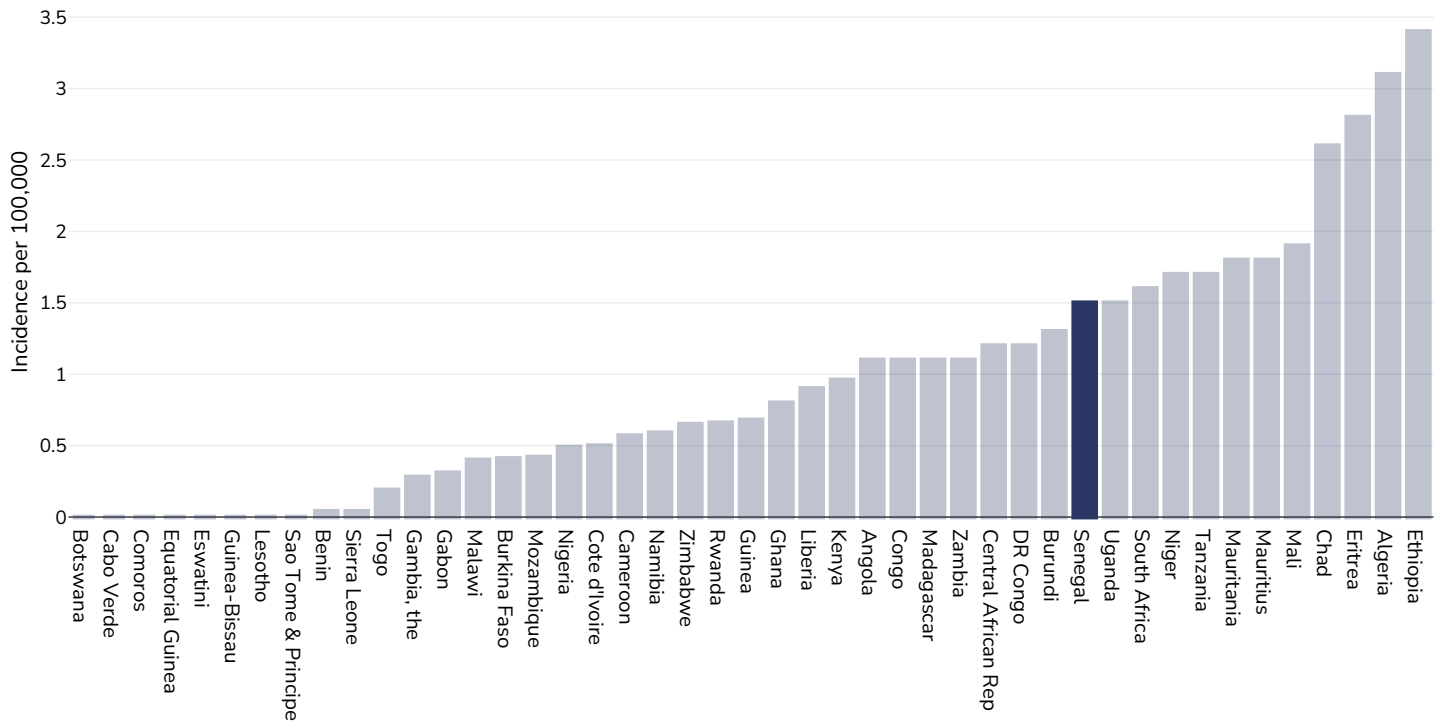


Age:	20+
Area covered:	National
References:	Ferlay J, Ervik M, Lam F, Laversanne M, Colombet M, Mery L, Piñeros M, Znaor A, Soerjomataram I, Bray F (2024). Global Cancer Observatory: Cancer Today. Lyon, France: International Agency for Research on Cancer. Available from: https://gco.iarc.who.int/today , accessed [16.07.24]
Definitions:	Incidence per 100,000

Unless otherwise noted, overweight refers to a BMI between 25kg and 29.9kg/m², obesity refers to a BMI greater than 30kg/m².

Thyroid Cancer

Men, 2022



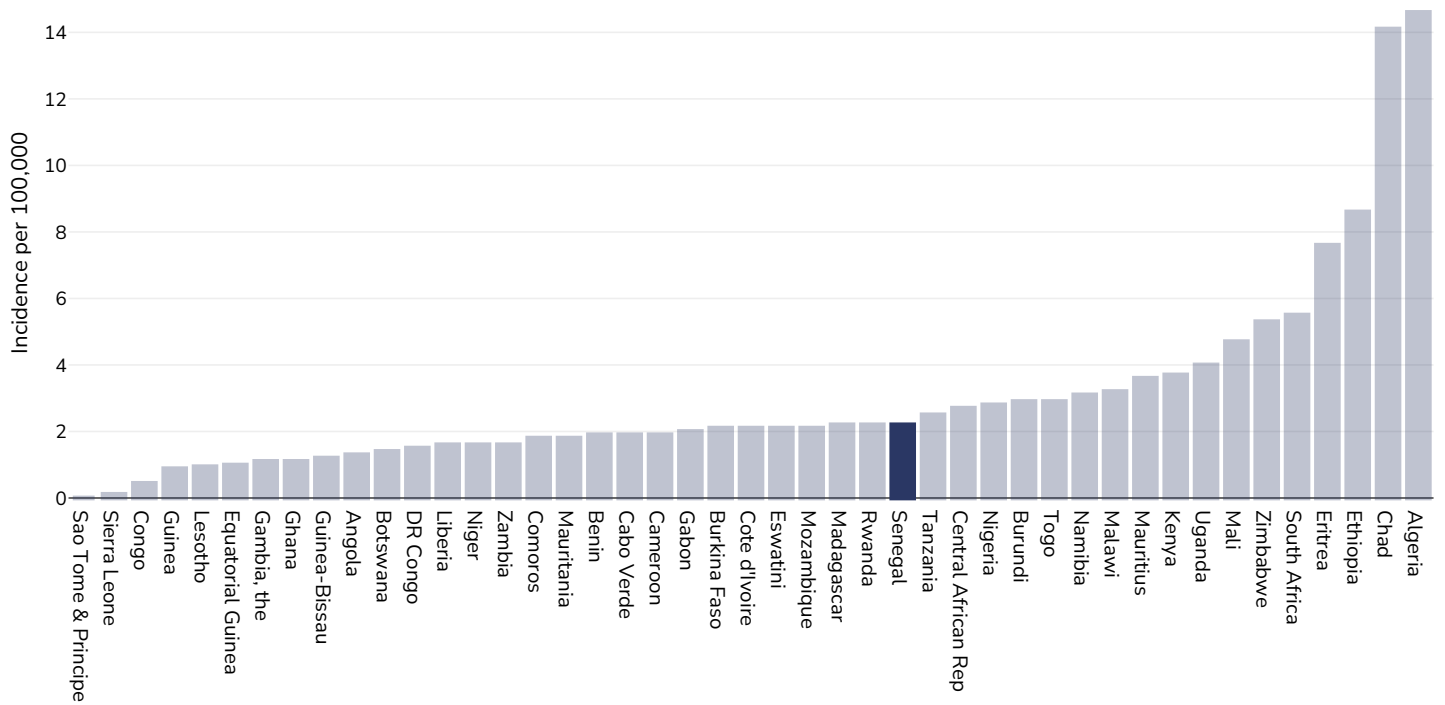
Age: 20+

Area covered: National

References: Ferlay J, Ervik M, Lam F, Laversanne M, Colombet M, Mery L, Piñeros M, Znaor A, Soerjomataram I, Bray F (2024). Global Cancer Observatory: Cancer Today. Lyon, France: International Agency for Research on Cancer. Available from: <https://gco.iarc.who.int/today>, accessed [16.07.24]

Definitions: Incidence per 100,000

Women, 2022



Age:	20+
Area covered:	National
References:	Ferlay J, Ervik M, Lam F, Laversanne M, Colombet M, Mery L, Piñeros M, Znaor A, Soerjomataram I, Bray F (2024). Global Cancer Observatory: Cancer Today. Lyon, France: International Agency for Research on Cancer. Available from: https://gco.iarc.who.int/today , accessed [16.07.24]
Definitions:	Incidence per 100,000

PDF created on January 29, 2026