



Saint Vincent and the Grenadines



Country report card - adults

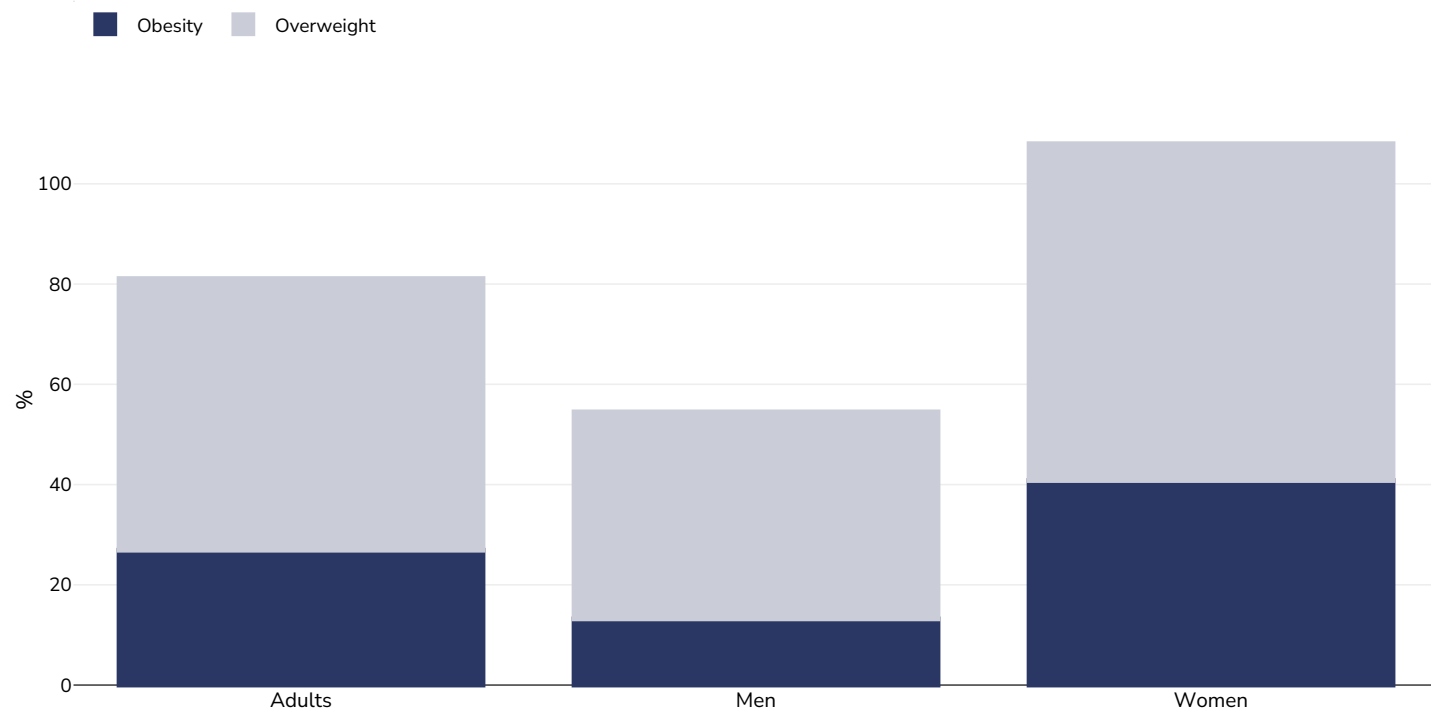
This report card contains the latest data available on the Global Obesity Observatory on overweight and obesity for adults. Where available, data on common and relevant obesity drivers and comorbidities are also presented.

View the latest version of this report on the Global Obesity Observatory at <https://data.worldobesity.org/country/saint-vincent-and-the-grenadines-201/>.

Contents	Page
Obesity prevalence	3
Double burden of underweight & overweight	4
Estimated per capita fruit intake	5
Estimated per-capita processed meat intake	6
Estimated per capita whole grains intake	7
Mental health - depression disorders	8
Mental health - anxiety disorders	11
Raised blood pressure	14
Raised cholesterol	17
Raised fasting blood glucose	20
Diabetes prevalence	22

Obesity prevalence

Adults, 2013-2014

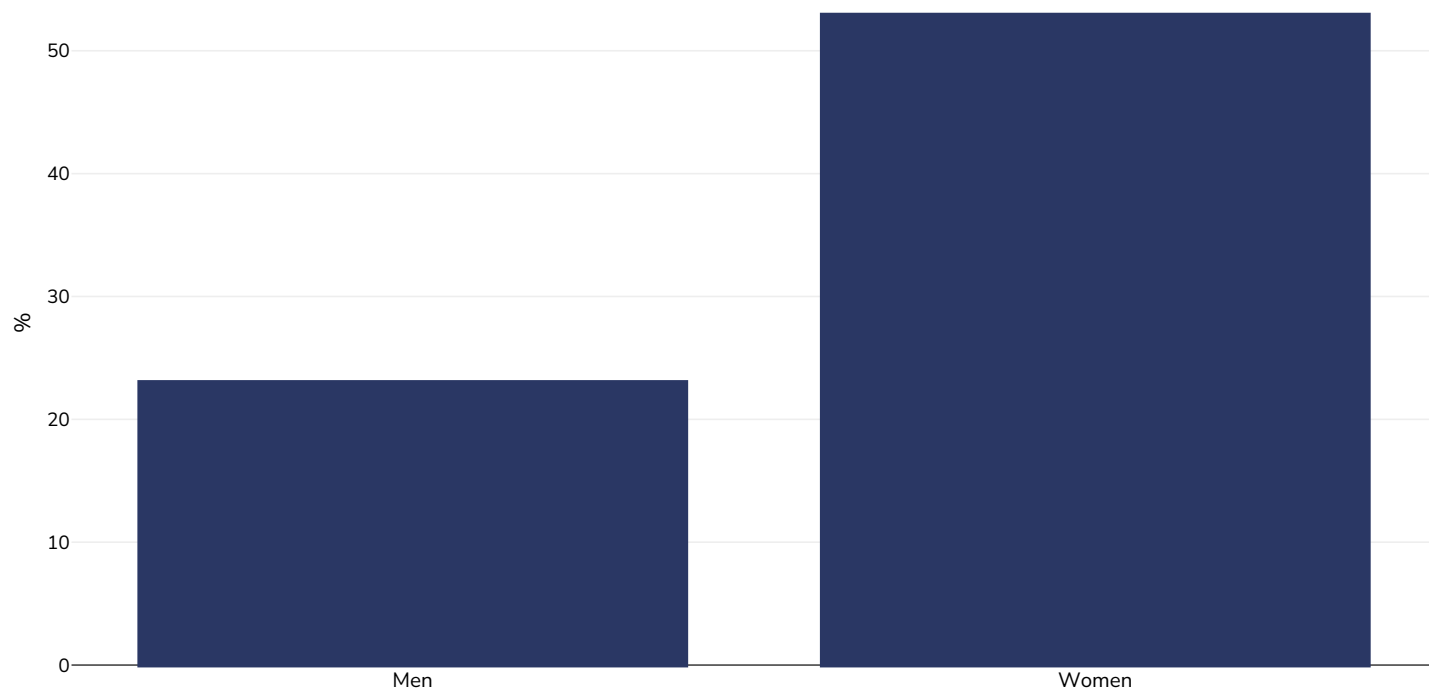


Survey type:	Measured
Age:	18-69
Sample size:	3513
Area covered:	National
References:	https://cdn.who.int/media/docs/default-source/ncds/ncd-surveillance/data-reporting/saint-vincent-and-the-grenadines/stvincent_steps_factsheet_2013-14.pdf?sfvrsn=e92dd15b_5&download=true (last accessed 09.05.2022)

Unless otherwise noted, overweight refers to a BMI between 25kg and 29.9kg/m², obesity refers to a BMI greater than 30kg/m².

Double burden of underweight & overweight

Adults, 2022



Survey type: Measured

Age: 20+

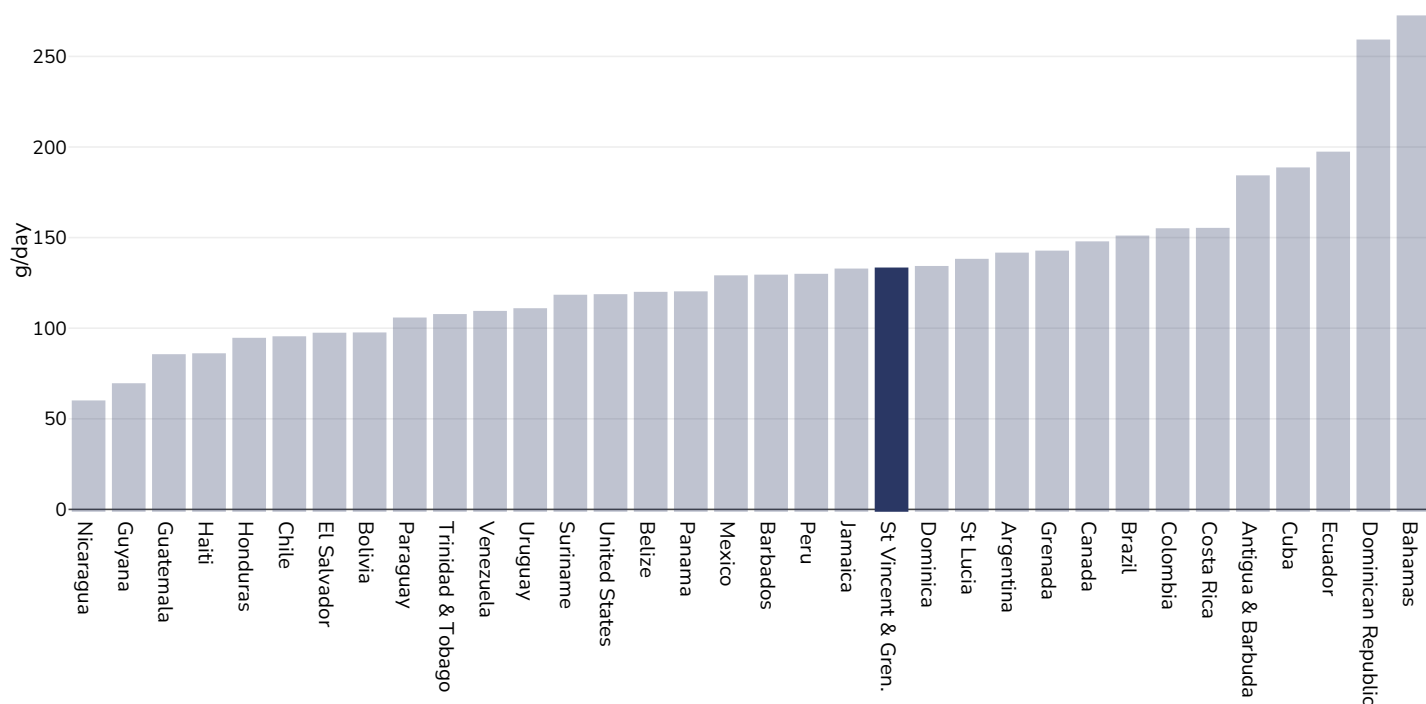
References: NCD Risk Factor Collaboration (NCD-RisC). Worldwide trends in underweight and obesity from 1990 to 2022: a pooled analysis of 3663 population representative studies with 222 million children, adolescents, and adults. Lancet 2024; published online Feb 29. [https://doi.org/10.1016/S0140-6736\(23\)02750-2](https://doi.org/10.1016/S0140-6736(23)02750-2)

Notes: Age Standardised estimates

Definitions: Combined prevalence of BMI<18.5 kg/m² and BMI>=30 kg/m² (double burden of underweight and obesity)

Estimated per capita fruit intake

Adults, 2017



Survey type: Measured

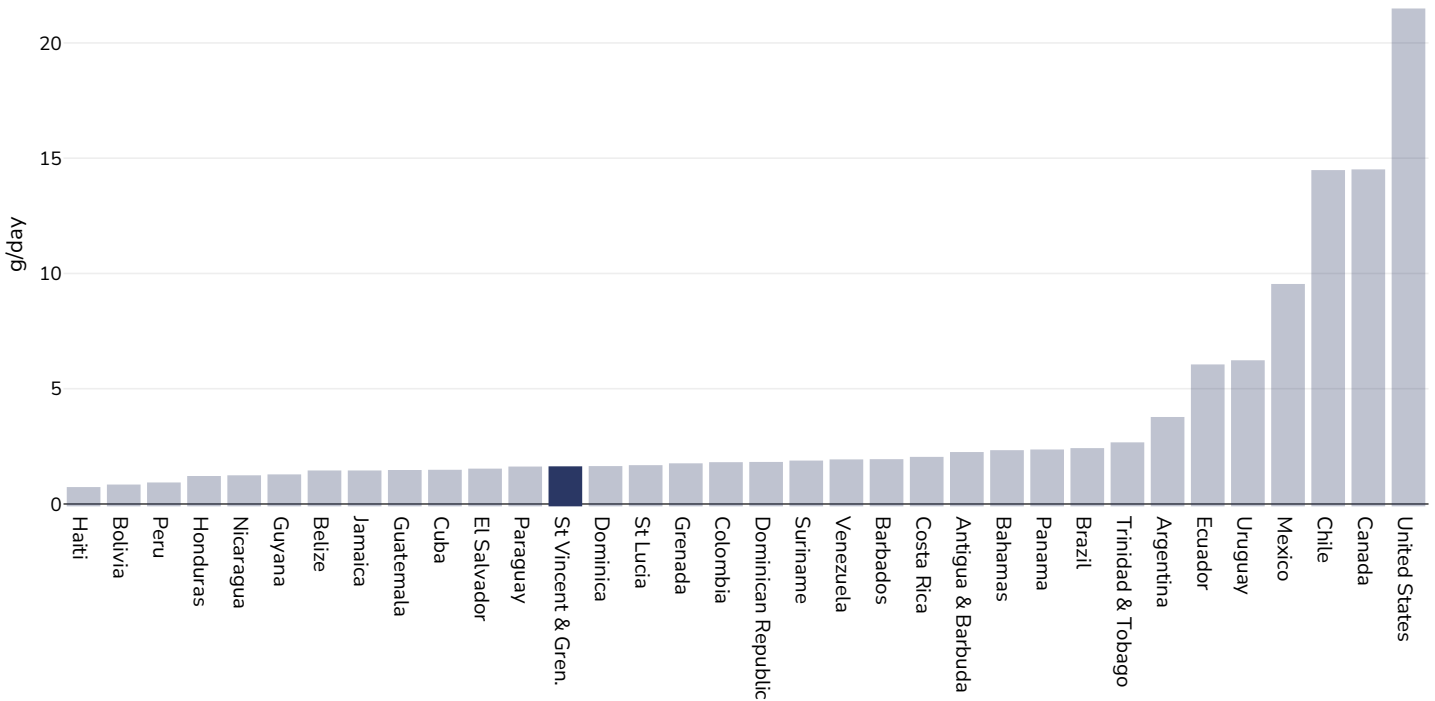
Age: 25+

References: Global Burden of Disease, the Institute for Health Metrics and Evaluation <http://ghdx.healthdata.org/>

Definitions: Estimated per-capita fruit intake (g/day)

Estimated per-capita processed meat intake

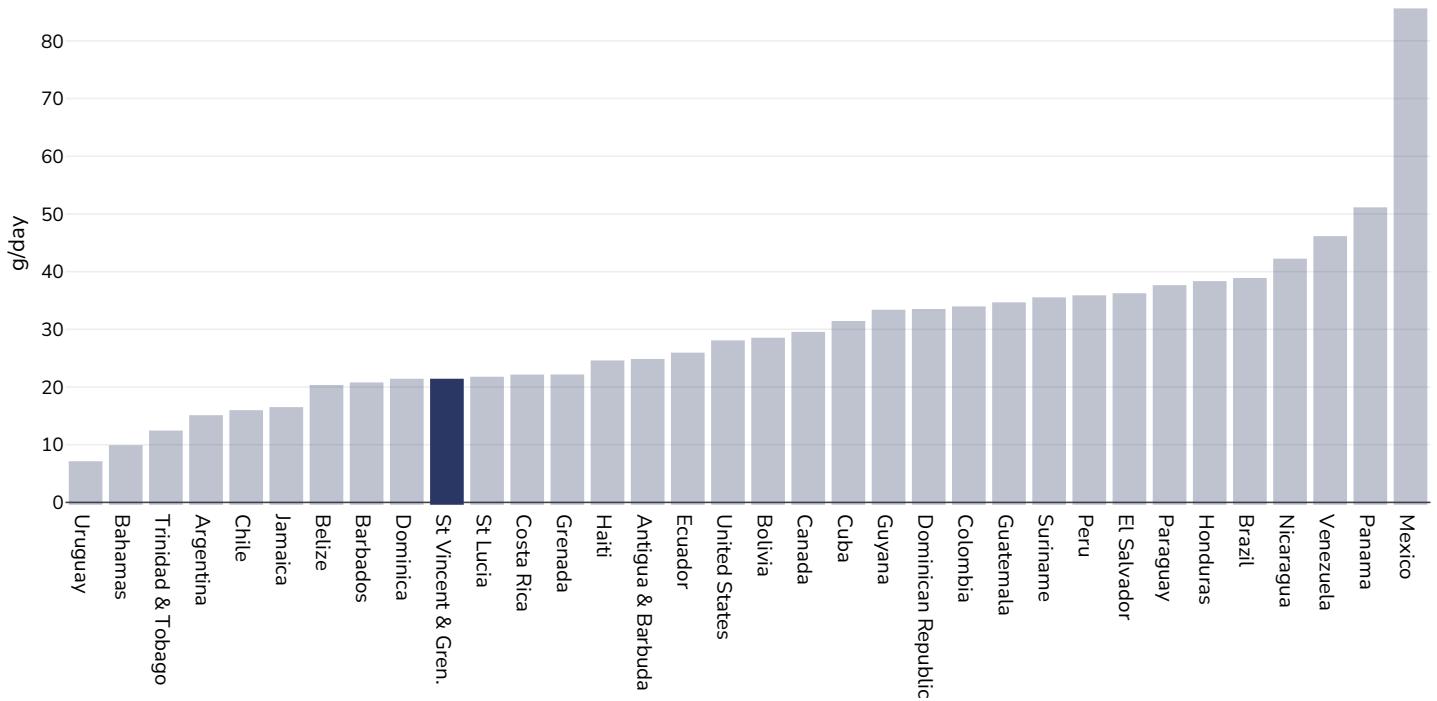
Adults, 2017



Survey type:	Measured
Age:	25+
References:	Global Burden of Disease, the Institute for Health Metrics and Evaluation http://ghdx.healthdata.org/
Definitions:	Estimated per-capita processed meat intake (g per day)

Estimated per capita whole grains intake

Adults, 2017



Survey type: Measured


Age: 25+

References: Global Burden of Disease, the Institute for Health Metrics and Evaluation <http://ghdx.healthdata.org/>

Definitions: Estimated per-capita whole grains intake (g/day)

Mental health - depression disorders

Adults, 2021




Age: 20+

Area covered: National

References: Institute for Health Metrics and Evaluation (IHME). GBD Compare Data Visualization. Global Burden of Disease (GBD) Study 2021. Seattle, WA: IHME, University of Washington, 2023. Available from <http://vizhub.healthdata.org/gbd-compare>. (Last accessed 23.04.25)


Definitions: Number living with depression per 100,000 population (adults 20+ years)

Men, 2021



Age:	20+
Area covered:	National
References:	Institute for Health Metrics and Evaluation (IHME). GBD Compare Data Visualization. Global Burden of Disease (GBD) Study 2021. Seattle, WA: IHME, University of Washington, 2023. Available from http://vizhub.healthdata.org/gbd-compare . (Last accessed 23.04.25)
Definitions:	Number living with depression per 100,000 population (adults 20+ years)


Women, 2021



Age:	20+
Area covered:	National
References:	Institute for Health Metrics and Evaluation (IHME). GBD Compare Data Visualization. Global Burden of Disease (GBD) Study 2021. Seattle, WA: IHME, University of Washington, 2023. Available from http://vizhub.healthdata.org/gbd-compare . (Last accessed 23.04.25)
Definitions:	Number living with depression per 100,000 population (adults 20+ years)

Mental health - anxiety disorders

Adults, 2021




Age: 20+

References: Institute for Health Metrics and Evaluation (IHME). GBD Compare Data Visualization. Global Burden of Disease (GBD) Study 2021. Seattle, WA: IHME, University of Washington, 2023. Available from <http://vizhub.healthdata.org/gbd-compare>. (Last accessed 23.04.25).

Definitions: Number living with anxiety per 100,000 population

Men, 2021




Age: 20+

References: Institute for Health Metrics and Evaluation (IHME). GBD Compare Data Visualization. Global Burden of Disease (GBD) Study 2021. Seattle, WA: IHME, University of Washington, 2023. Available from <http://vizhub.healthdata.org/gbd-compare>. (Last accessed 23.04.25).

Definitions: Number living with anxiety per 100,000 population

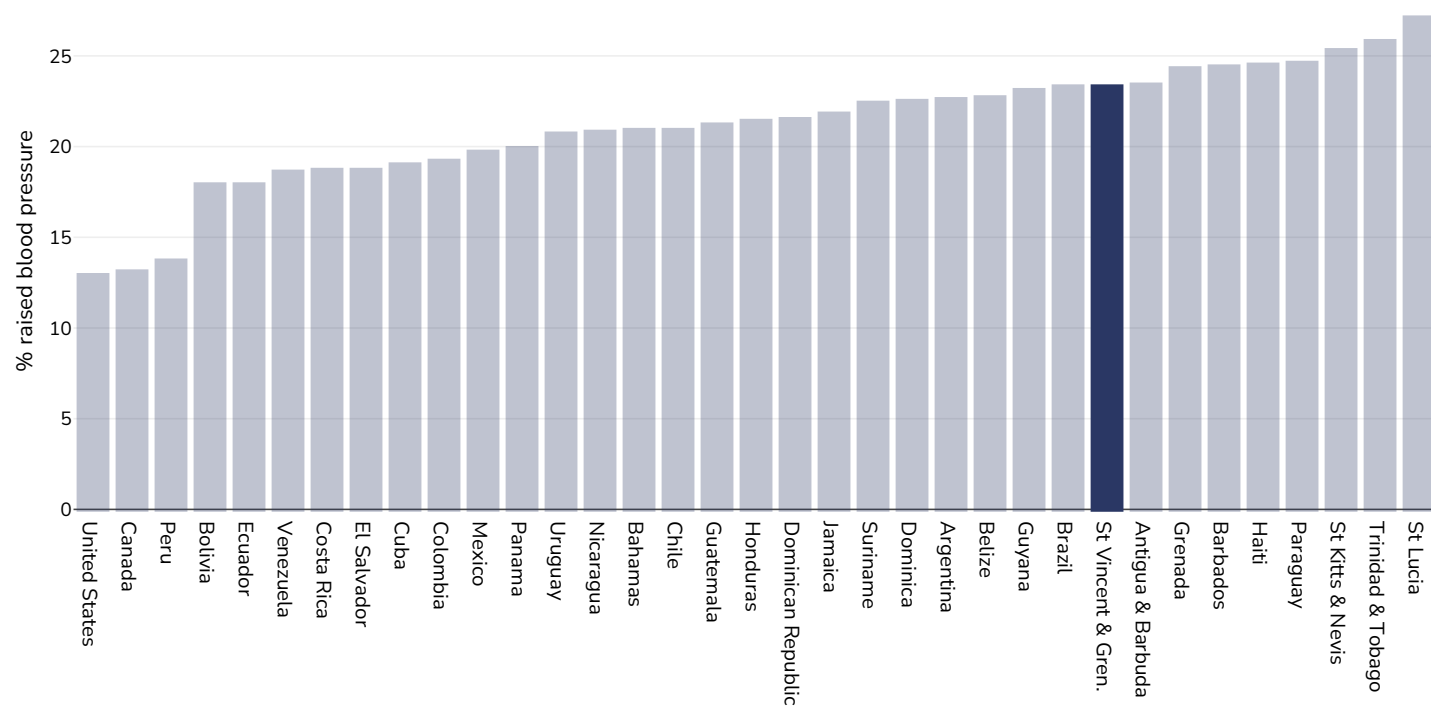
Women, 2021



Age:	20+
References:	Institute for Health Metrics and Evaluation (IHME). GBD Compare Data Visualization. Global Burden of Disease (GBD) Study 2021. Seattle, WA: IHME, University of Washington, 2023. Available from http://vizhub.healthdata.org/gbd-compare . (Last accessed 23.04.25).
Definitions:	Number living with anxiety per 100,000 population

Raised blood pressure

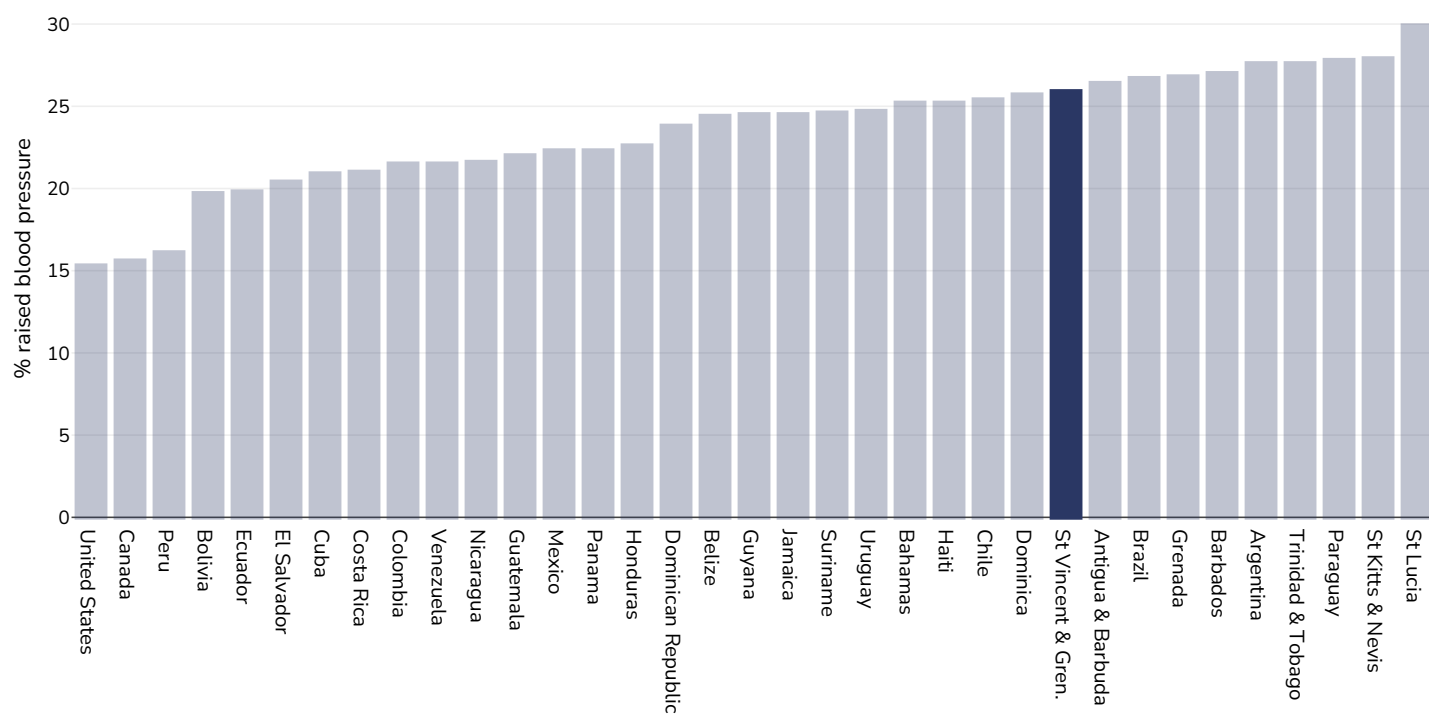
Adults, 2015



References: Global Health Observatory data repository, World Health Organisation, <http://apps.who.int/gho/data/node.main.A875?lang=en>

Definitions: Age Standardised estimated % Raised blood pressure 2015 (SBP \geq 140 OR DBP \geq 90).

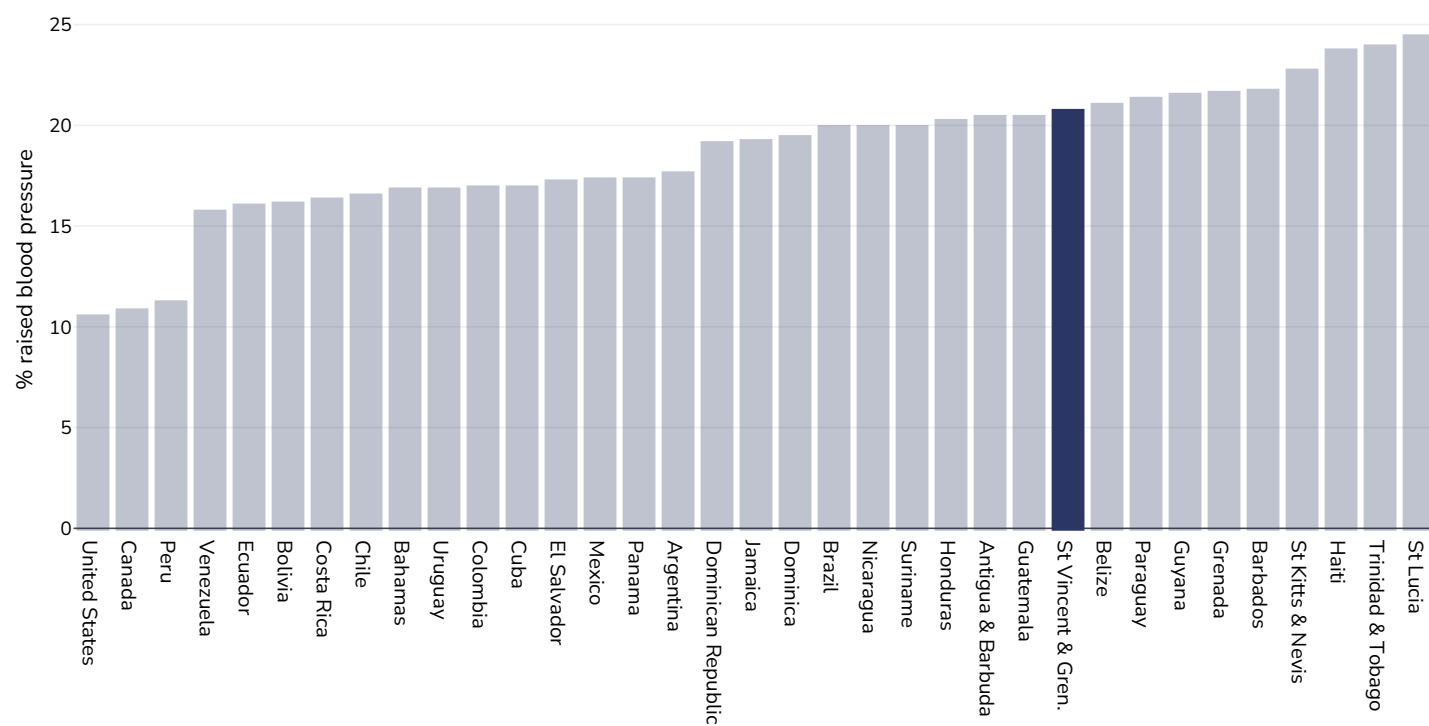
Men, 2015



References: Global Health Observatory data repository, World Health Organisation, <http://apps.who.int/gho/data/node.main.A875?lang=en>

Definitions: Age Standardised estimated % Raised blood pressure 2015 (SBP \geq 140 OR DBP \geq 90).

Women, 2015

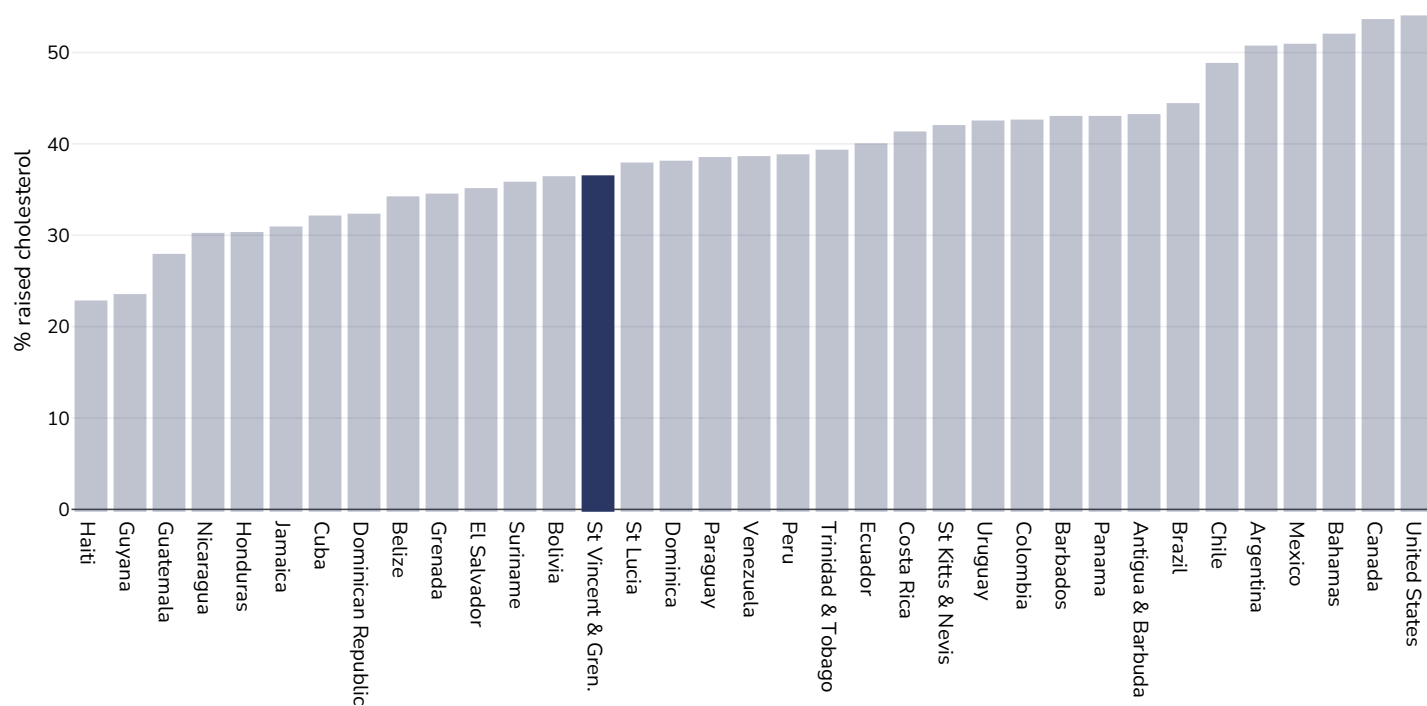


References: Global Health Observatory data repository, World Health Organisation, <http://apps.who.int/gho/data/node.main.A875?lang=en>

Definitions: Age Standardised estimated % Raised blood pressure 2015 (SBP \geq 140 OR DBP \geq 90).

Raised cholesterol

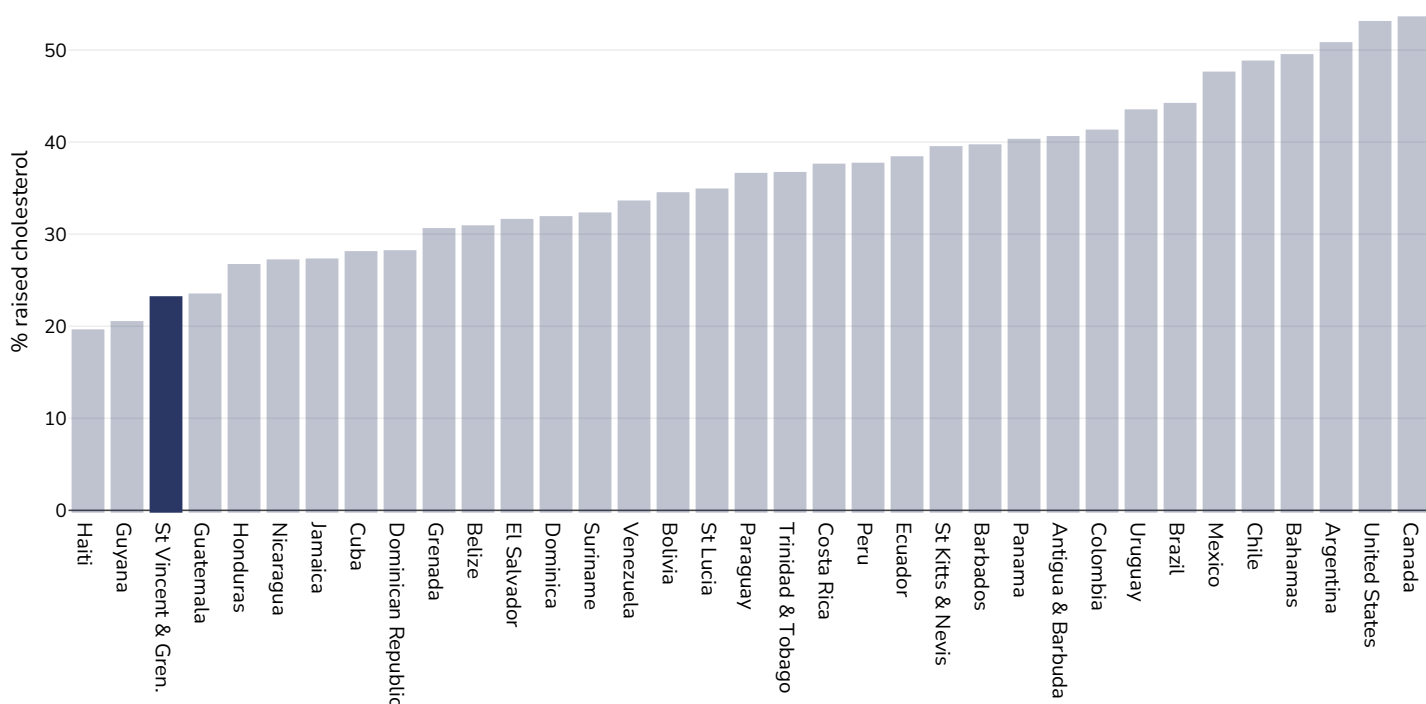
Adults, 2008



References: Global Health Observatory data repository, World Health Organisation, <http://apps.who.int/gho/data/node.main.A885>

Definitions: % Raised total cholesterol (≥ 5.0 mmol/L) (age-standardized estimate).

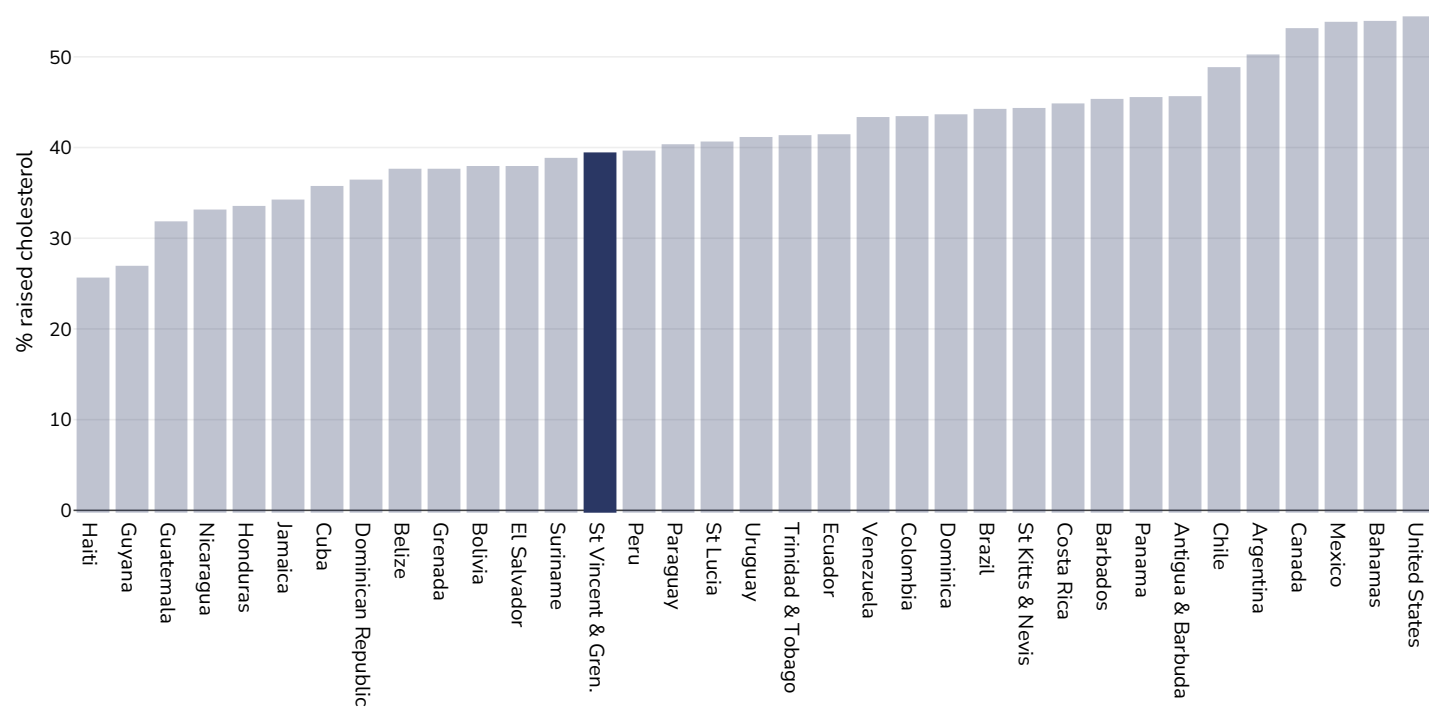
Men, 2008



References: Global Health Observatory data repository, World Health Organisation, <http://apps.who.int/gho/data/node.main.A885>

Definitions: % Raised total cholesterol (≥ 5.0 mmol/L) (age-standardized estimate).

Women, 2008

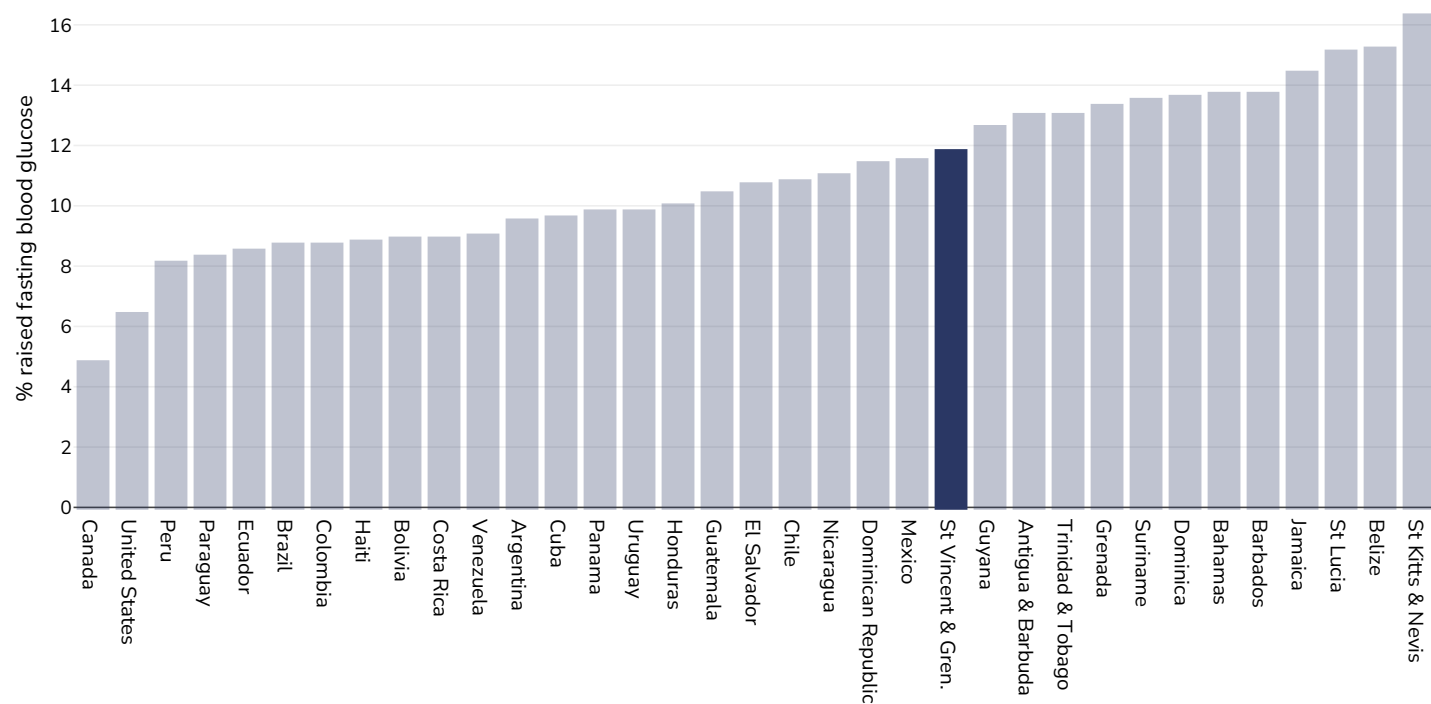


References: Global Health Observatory data repository, World Health Organisation, <http://apps.who.int/gho/data/node.main.A885>

Definitions: % Raised total cholesterol (≥ 5.0 mmol/L) (age-standardized estimate).

Raised fasting blood glucose

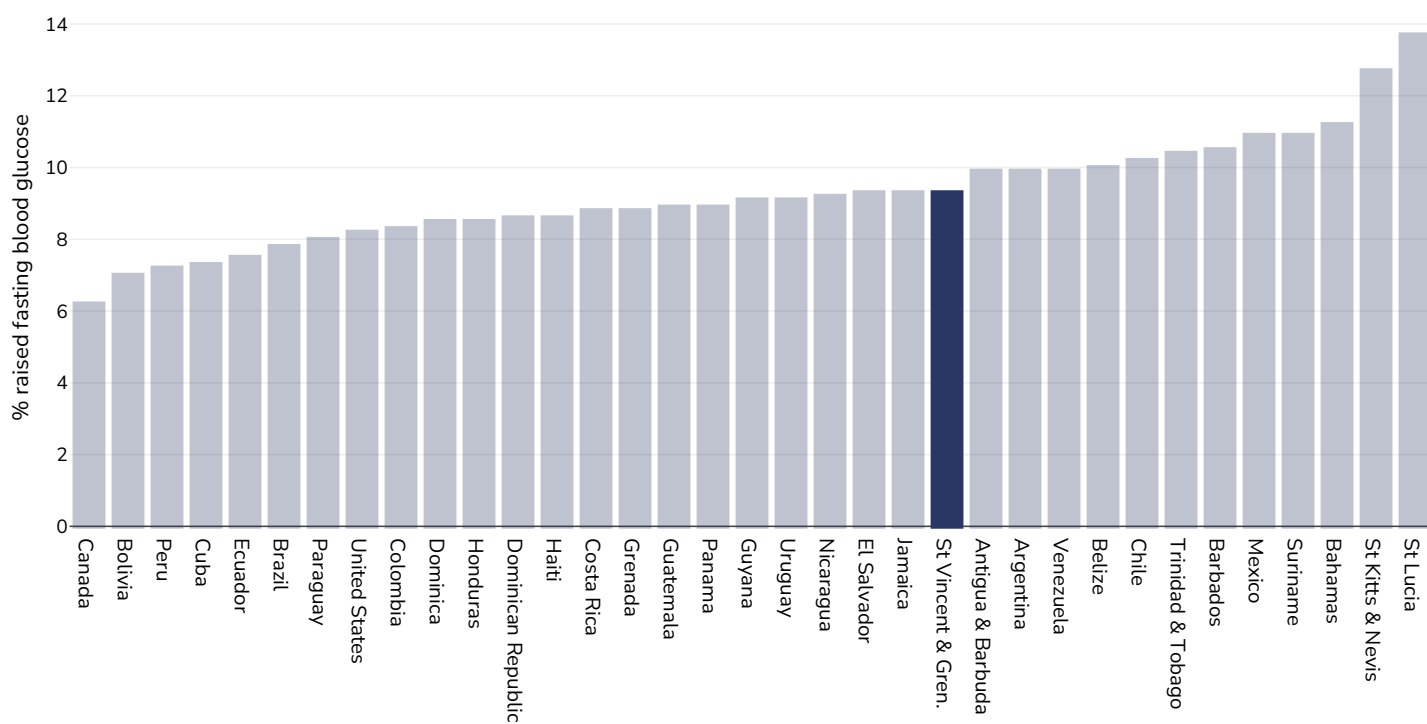
Men, 2014



References: Global Health Observatory data repository, World Health Organisation, <http://apps.who.int/gho/data/node.main.A869?lang=en>

Definitions: Age Standardised % raised fasting blood glucose (≥ 7.0 mmol/L or on medication).

Women, 2014

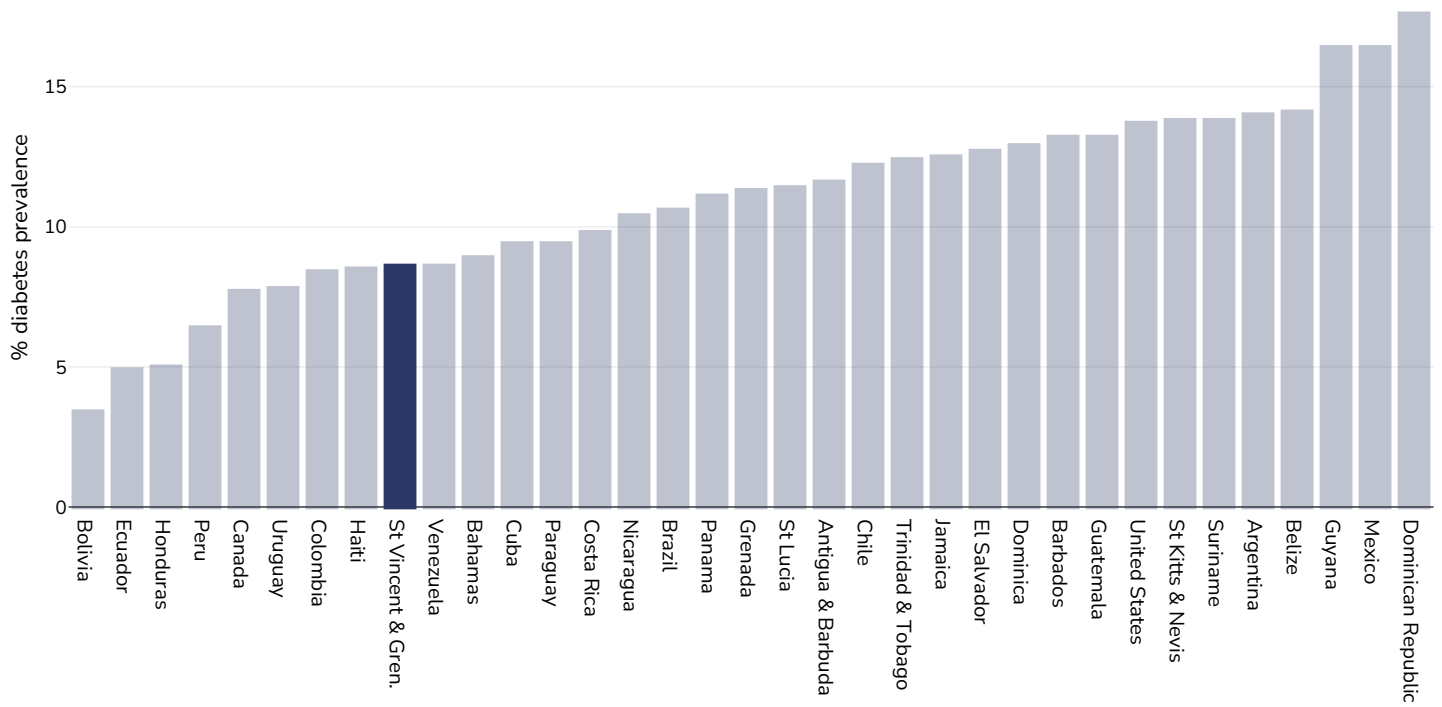


References: Global Health Observatory data repository, World Health Organisation, <http://apps.who.int/gho/data/node.main.A869?lang=en>

Definitions: Age Standardised % raised fasting blood glucose (≥ 7.0 mmol/L or on medication).

Diabetes prevalence

Adults, 2024



References:

Reproduced with kind permission International Diabetes Federation. IDF Diabetes Atlas, 11th edn. Brussels, Belgium:International Diabetes Federation, 2025. <http://www.diabetesatlas.org>

PDF created on June 17, 2025