



Romania



Country report card - children

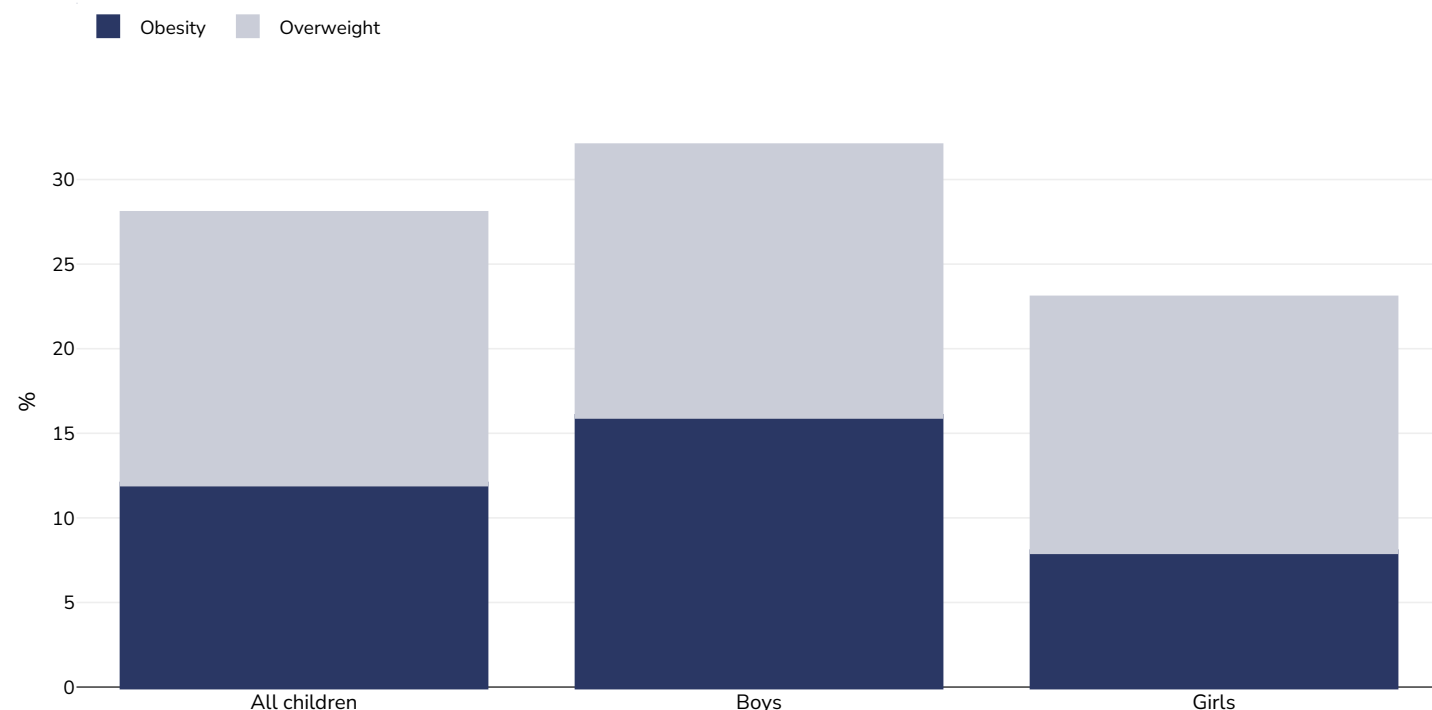
This report card contains the latest data available on the Global Obesity Observatory on overweight and obesity for children, including adolescents (aged 5 to 18 years). Where available, data on common and relevant obesity drivers and comorbidities are also presented.

View the latest version of this report on the Global Obesity Observatory at <https://data.worldobesity.org/country/romania-178/>.

Contents	Page
Obesity prevalence	3
Overweight/obesity by education	4
Overweight/obesity by age	5
Overweight/obesity by region	6
Overweight/obesity by socio-economic group	7
Double burden of underweight & overweight	9
Insufficient physical activity	10
Prevalence of at least daily carbonated soft drink consumption	12
Prevalence of less than daily fruit consumption	14
Prevalence of less than daily vegetable consumption	15
Mental health - depression disorders	16
Mental health - anxiety disorders	19

Obesity prevalence

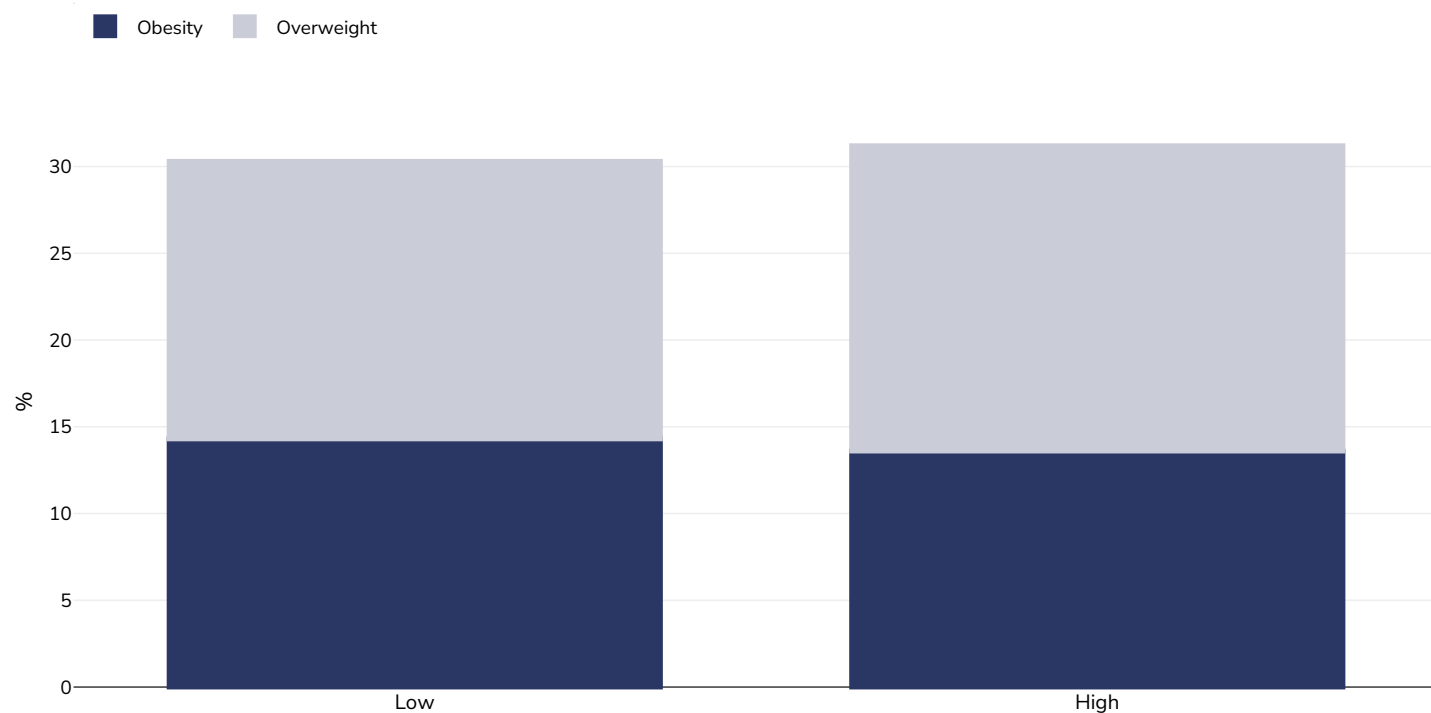
Children, 2022-2024



Survey type:	Measured
Age:	7
Area covered:	National
References:	WHO European Childhood Obesity Surveillance Initiative (COSI): A brief review of results from round 6 of COSI (2022-2024). Copenhagen: WHO Regional Office for Europe; 2024. Licence: CC BY-NC-SA 3.0 IGO.
Cutoffs:	WHO 2007

Overweight/obesity by education

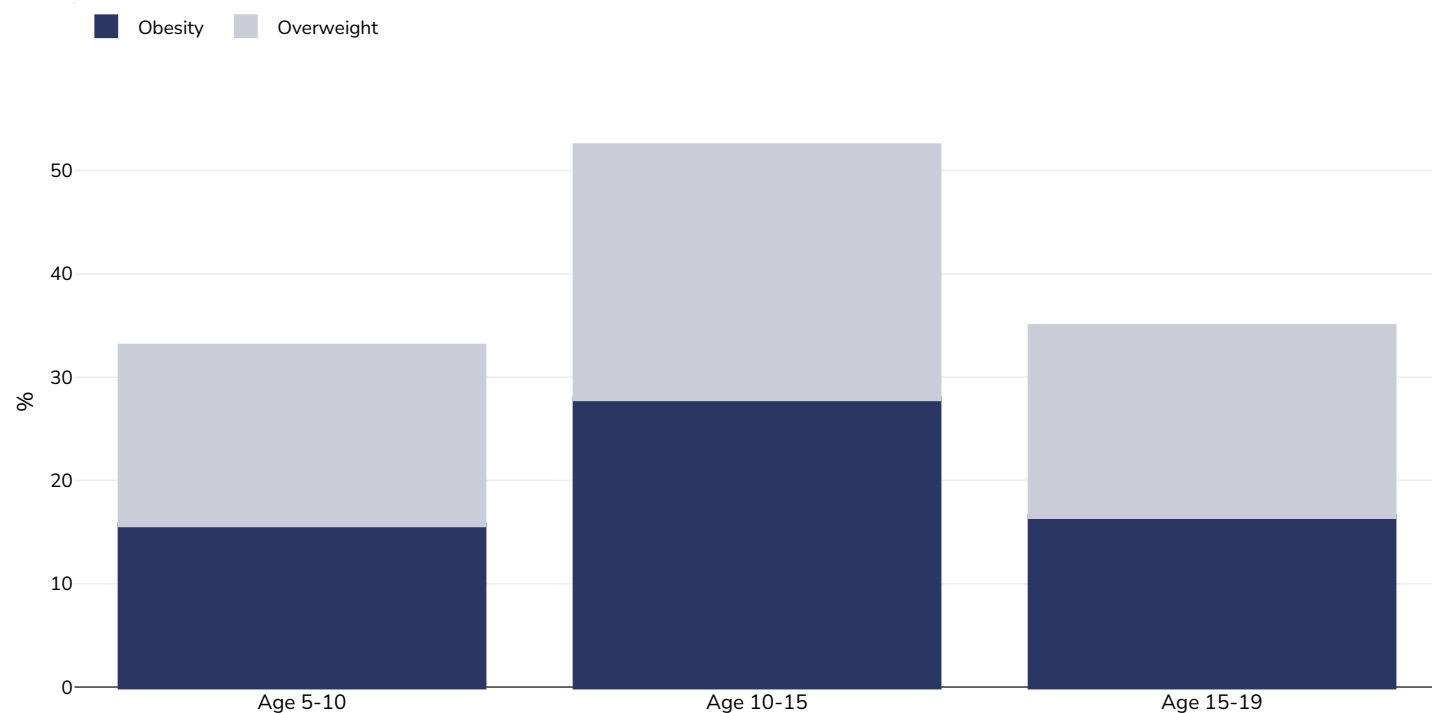
Children, 2019



Survey type:	Measured
Age:	7-9
Sample size:	10,393
Area covered:	National
References:	European Childhood Obesity Surveillance Initiative (COSI) - Romania Report. 2020. INSP. https://insp.gov.ro/download/cosi-2019- raport-final-pdf/ [Accessed 15.07.25]
Notes:	Part of COSI Round 5 (2018-20)
Definitions:	Level of family education
Cutoffs:	WHO 2007

Overweight/obesity by age

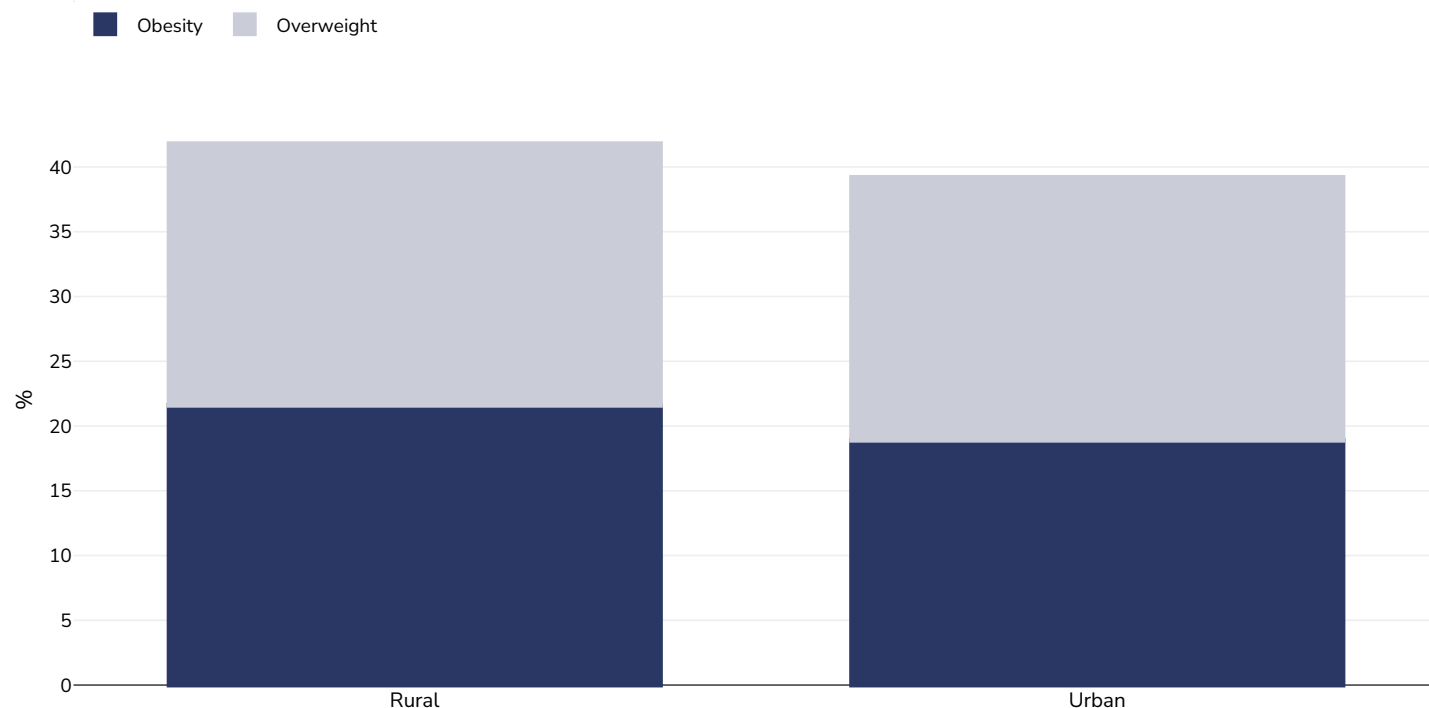
Children, 2022-2023



Survey type:	Measured
Sample size:	2173
Area covered:	National
References:	EVALUAREA STĂRII DE SĂNĂTATE COPII - EHES raport (CHILD HEALTH ASSESSMENT - EHES report). - Ministerul Sănătății, Promotorul Proiectului - Institutul Național de Sănătate Publică. https://www.insmc.ro/wp-content/uploads/2021/02/EHES-01-9535-V9.0_Final.pdf [Accessed 15.07.25]
Notes:	Sample size given is for ages 1-19, this data only includes ages 5-19
Cutoffs:	WHO 2007

Overweight/obesity by region

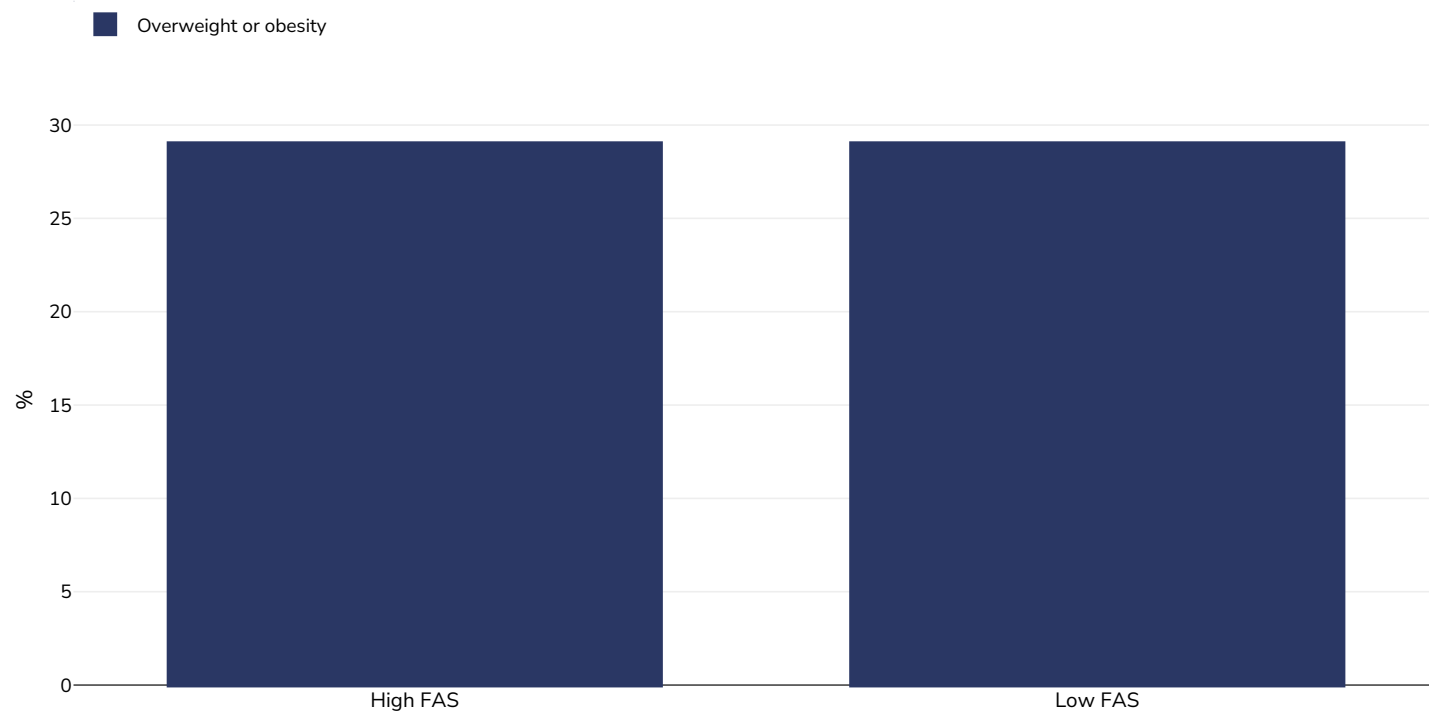
Children, 2022-2023



Survey type:	Measured
Age:	5-19
Sample size:	2173
Area covered:	National
References:	EVALUAREA STĂRII DE SĂNĂTATE COPII - EHES raport (CHILD HEALTH ASSESSMENT - EHES report). - Ministerul Sănătății, Promotorul Proiectului - Institutul Național de Sănătate Publică. https://www.insmc.ro/wp-content/uploads/2021/02/EHES-01-9535-V9.0_Final.pdf [Accessed 15.07.25]
Notes:	Sample size given is for ages 1-19, this data only includes ages 5-19
Cutoffs:	WHO 2007

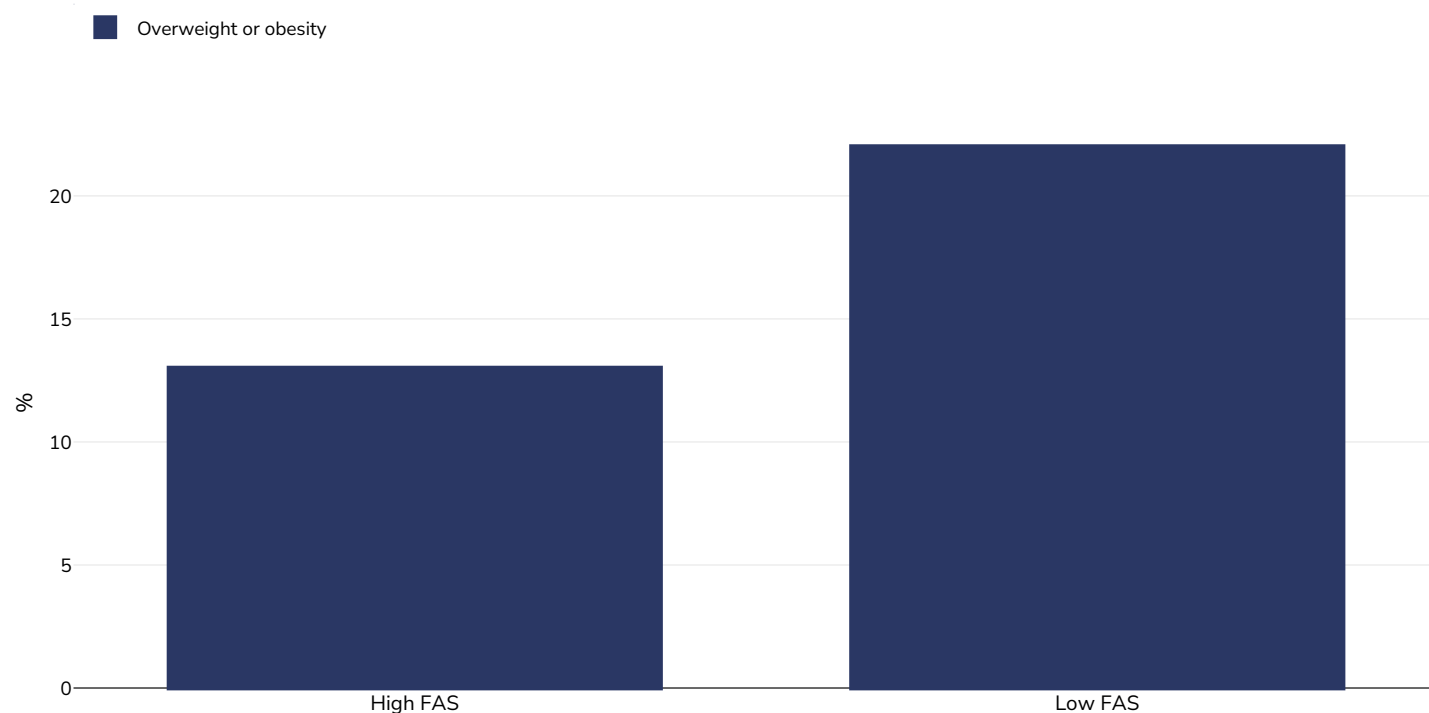
Overweight/obesity by socio-economic group

Boys, 2017-2018



Survey type:	Self-reported
Age:	11-15
Sample size:	4520
Area covered:	National
References:	World Health Organization (2020). Spotlight on adolescent health and well-being - Findings from the 2017/2018 Health Behaviour in School-aged Children (HBSC) survey in Europe and Canada. Available at: https://apps.who.int/iris/bitstream/handle/10665/332091/9789289055000-eng.pdf . Last accessed: 25.05.21.
Notes:	HBSC Family Affluence Scale (FAS) - "HBSC uses an alternative measure, the Family Affluence Scale, which asks young people about material assets such as family cars, number of foreign holidays, computers, bathrooms and dishwashers in the household, holidays and having a bedroom to oneself. The scale, which enables users to add up how many of these assets a young person has in their home compared with other adolescents in their country/region, has been shown to provide a valid indicator of relative affluence."
Definitions:	HBSC Family Affluence Scale (FAS)
Cutoffs:	WHO

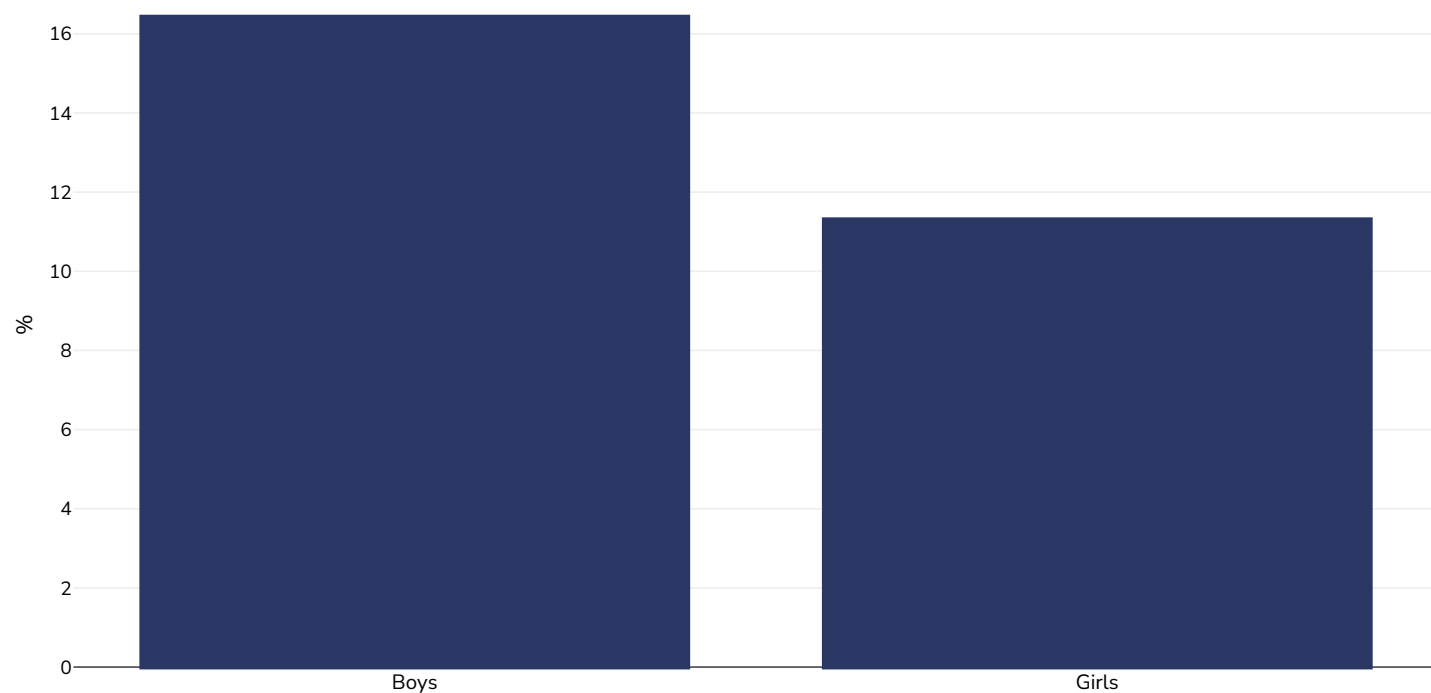
Girls, 2017-2018



Survey type:	Self-reported
Age:	11-15
Sample size:	4520
Area covered:	National
References:	World Health Organization (2020). Spotlight on adolescent health and well-being - Findings from the 2017/2018 Health Behaviour in School-aged Children (HBSC) survey in Europe and Canada. Available at: https://apps.who.int/iris/bitstream/handle/10665/332091/9789289055000-eng.pdf . Last accessed: 25.05.21.
Notes:	HBSC Family Affluence Scale (FAS) - "HBSC uses an alternative measure, the Family Affluence Scale, which asks young people about material assets such as family cars, number of foreign holidays, computers, bathrooms and dishwashers in the household, holidays and having a bedroom to oneself. The scale, which enables users to add up how many of these assets a young person has in their home compared with other adolescents in their country/region, has been shown to provide a valid indicator of relative affluence."
Definitions:	HBSC Family Affluence Scale (FAS)
Cutoffs:	WHO

Double burden of underweight & overweight

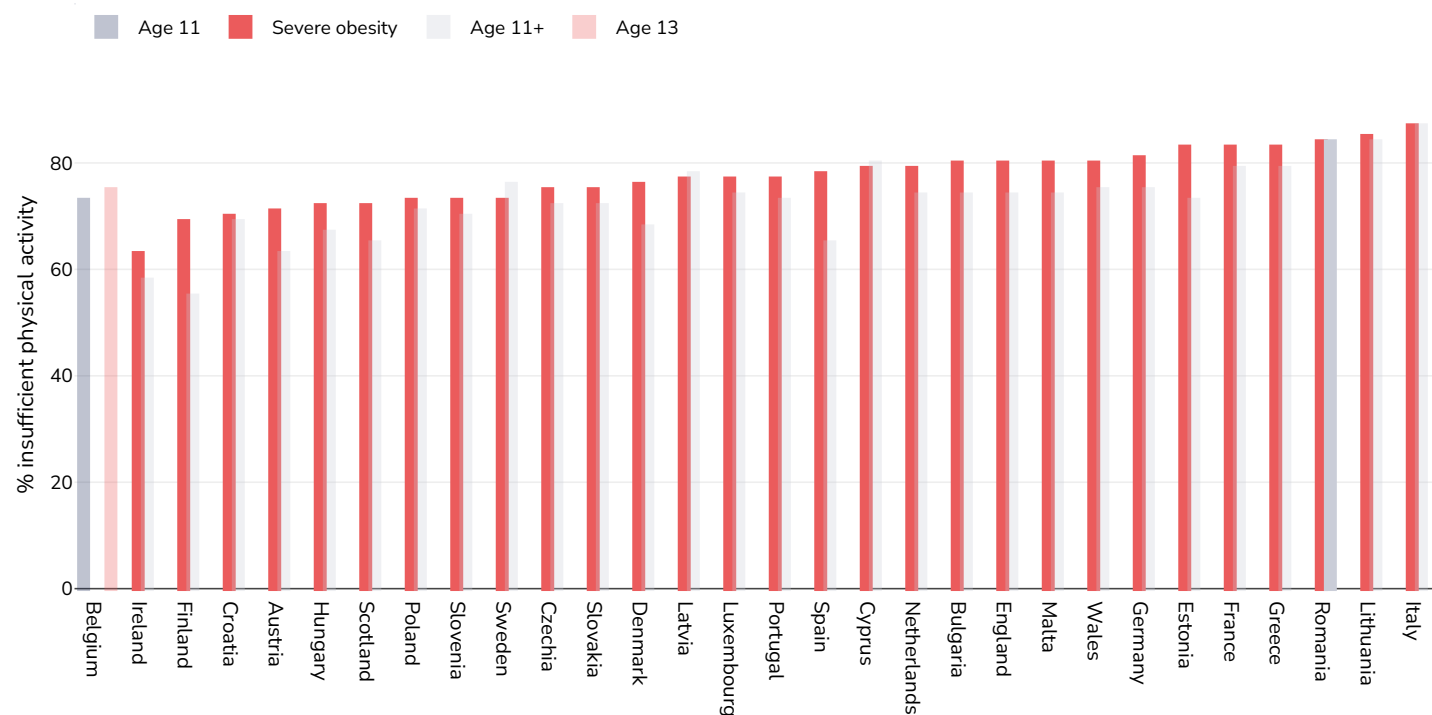
Children, 2022



Survey type:	Measured
Age:	5-19
References:	NCD Risk Factor Collaboration (NCD-RisC). Worldwide trends in underweight and obesity from 1990 to 2022: a pooled analysis of 3663 population representative studies with 222 million children, adolescents, and adults. Lancet 2024; published online Feb 29. https://doi.org/10.1016/S0140-6736(23)02750-2 .
Notes:	Age standardised estimates
Definitions:	Combined prevalence of BMI < -2SD and BMI > 2SD (double burden of thinness and obesity)
Cutoffs:	BMI < -2SD and BMI > 2SD

Insufficient physical activity

Boys, 2022



Area covered:

National

References:

Rakić JG, Hamrik Z, Dzielska A, Felder-Puig R, Oja L, Bakalár P et al. A focus on adolescent physical activity, eating behaviours, weight status and body image in Europe, central Asia and Canada. Health Behaviour in School-aged Children international report from the 2021/2022 survey. Volume 4. Copenhagen: WHO Regional Office for Europe; 2024. Licence: CC BY-NC-SA 3.0 IGO. Health Behaviour in School-aged Children study (2023), Data browser (findings from the 2021/22 international HBSC survey): <https://data-browser.hbsc.org>.

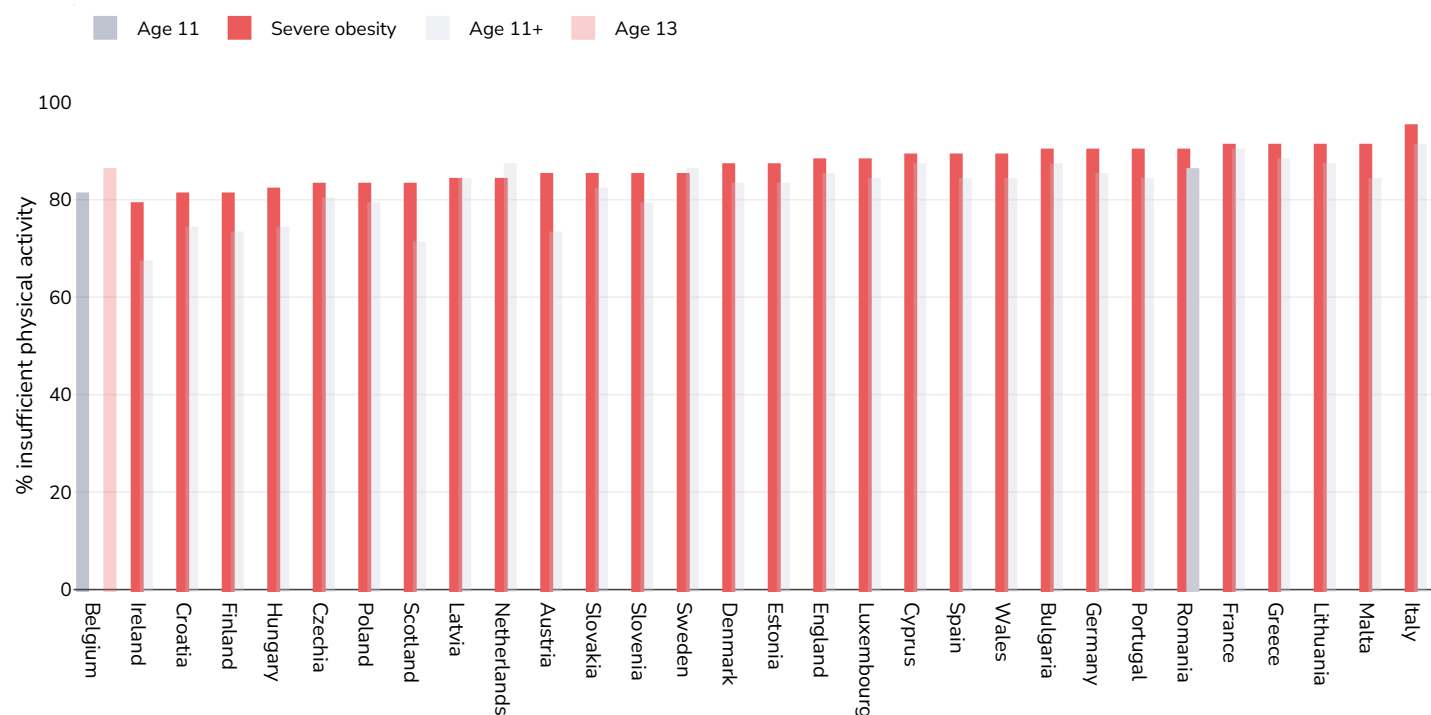
Notes:

Young people were asked to report the number of days over the past week during which they were physically active for a total of at least 60 minutes. The question was introduced by text defining moderate-to-vigorous physical activity (MVPA) as any activity that increases the heart rate and makes the person get out of breath some of the time, with examples provided. Findings presented on the Observatory show the proportions who report less than 60 minutes of MVPA daily.

Definitions:

% reporting less than 60 minutes of MVPA daily

Girls, 2022



Area covered:

National

References:

RakiÄ? JG, Hamrik Z, Dzielska A, Felder-Puig R, Oja L, Bakalár P et al. A focus on adolescent physical activity, eating behaviours, weight status and body image in Europe, central Asia and Canada. Health Behaviour in School-aged Children international report from the 2021/2022 survey. Volume 4. Copenhagen: WHO Regional Office for Europe; 2024. Licence: CC BY-NC-SA 3.0 IGO. Health Behaviour in School-aged Children study (2023), Data browser (findings from the 2021/22 international HBSC survey): <https://data-browser.hbsc.org>.

Notes:

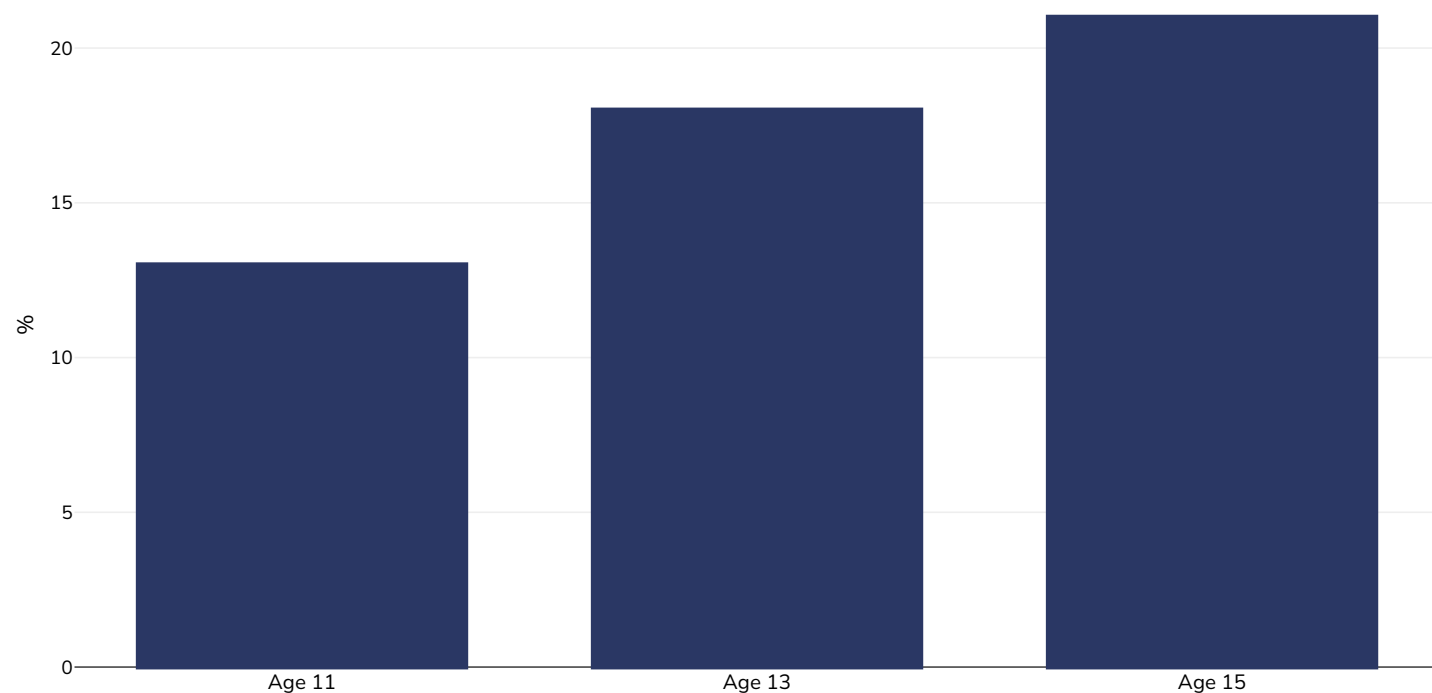
Young people were asked to report the number of days over the past week during which they were physically active for a total of at least 60 minutes. The question was introduced by text defining moderate-to-vigorous physical activity (MVPA) as any activity that increases the heart rate and makes the person get out of breath some of the time, with examples provided. Findings presented on the Observatory show the proportions who report less than 60 minutes of MVPA daily.

Definitions:

% reporting less than 60 minutes of MVPA daily

Prevalence of at least daily carbonated soft drink consumption

Boys, 2021-2022

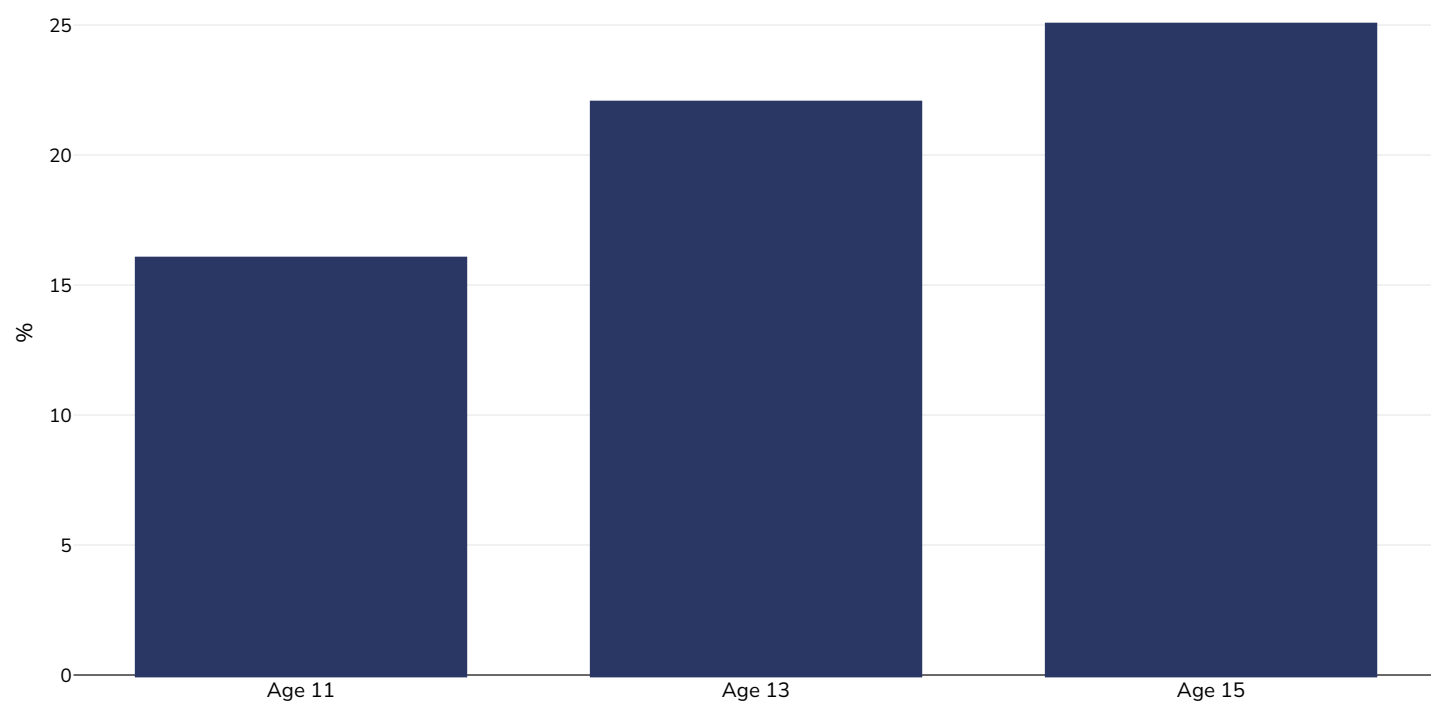


Area covered: National

References: Health Behaviour in School-aged Children study (2023), Data browser (findings from the 2021/22 international HBSC survey): <https://data-browser.hbsc.org>

Definitions: Proportion who reported drinking sugary soft drinks daily (at least once)

Girls, 2021-2022



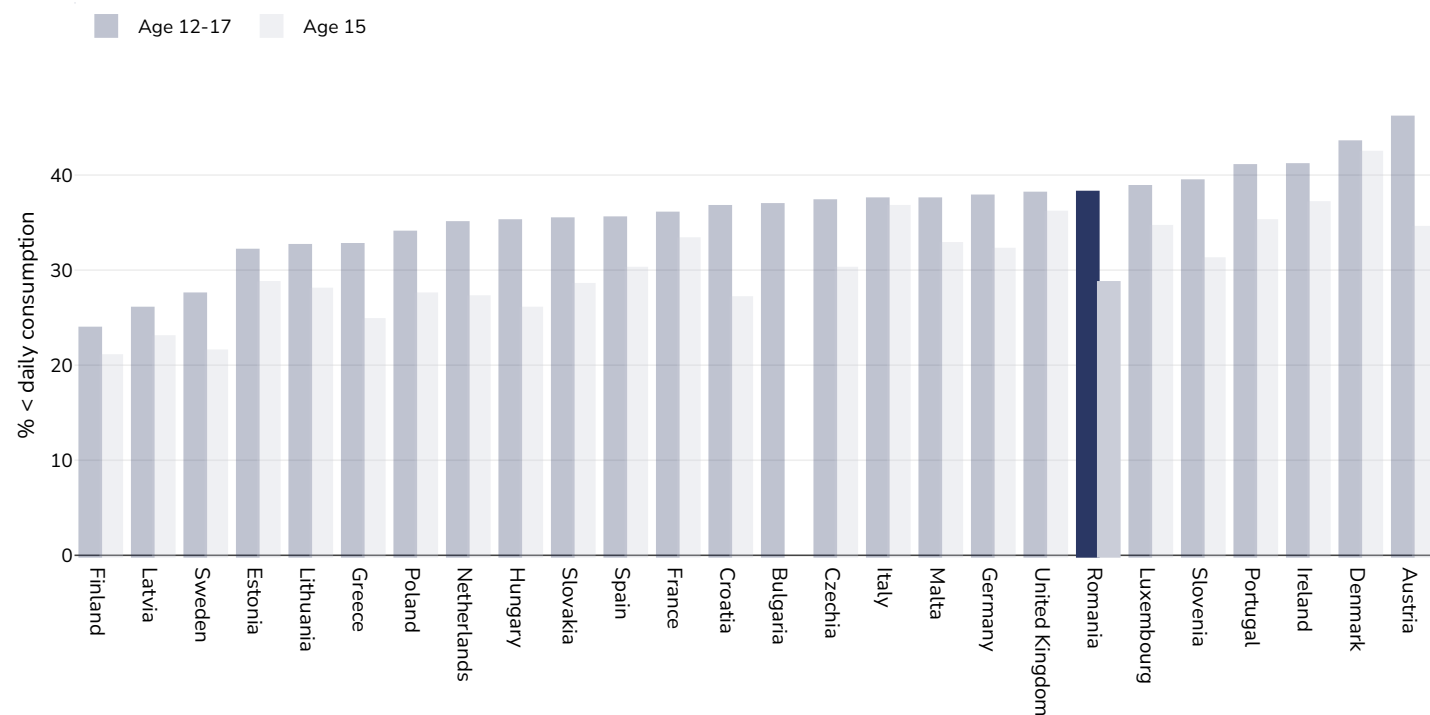
Area covered: National

References: Health Behaviour in School-aged Children study (2023), Data browser (findings from the 2021/22 international HBSC survey): <https://data-browser.hbsc.org>

Definitions: Proportion who reported drinking sugary soft drinks daily (at least once)

Prevalence of less than daily fruit consumption

Children, 2014



Survey type:

Measured

References:

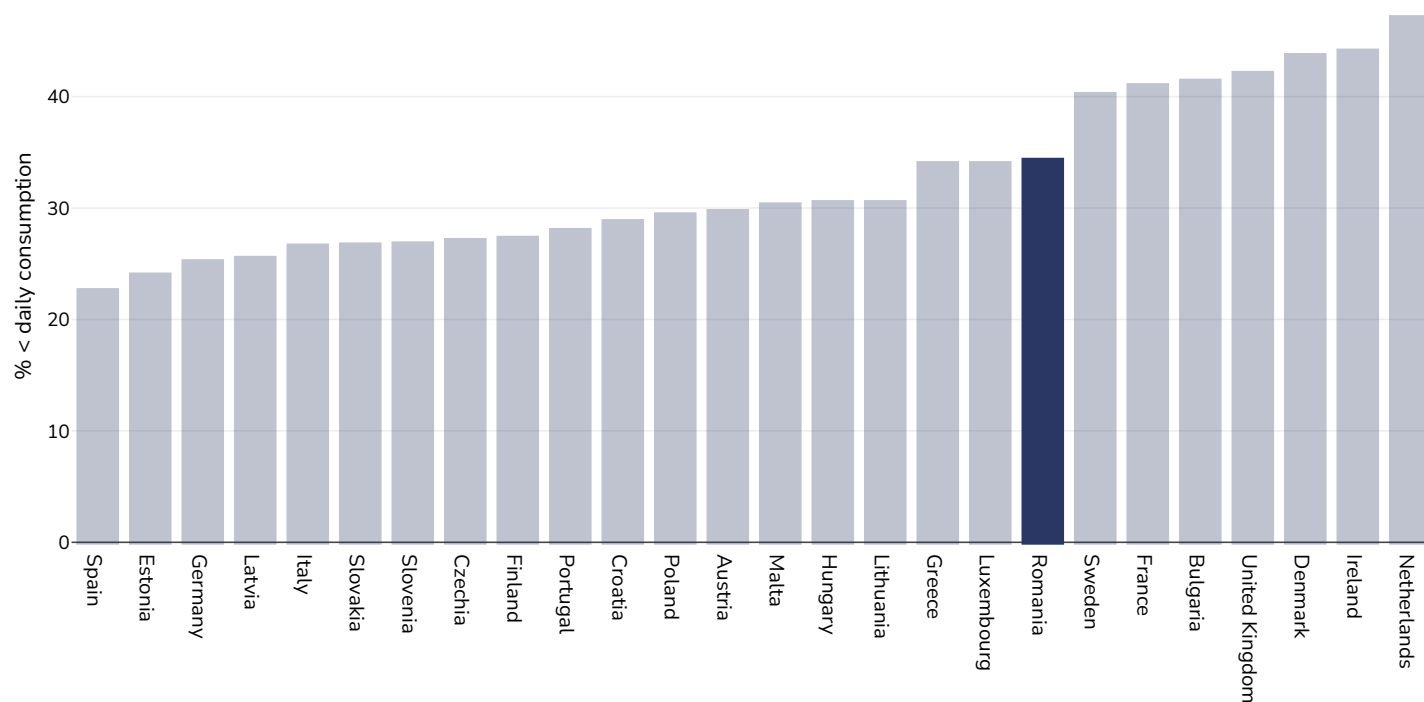
Global School-based Student Health Surveys. Beal et al (2019). Global Patterns of Adolescent Fruit, Vegetable, Carbonated Soft Drink, and Fast-food consumption: A meta-analysis of global school-based student health surveys. Food and Nutrition Bulletin. <https://doi.org/10.1177/0379572119848287>. Sourced from Food Systems Dashboard <http://www.foodsystemsdashboard.org/food-system>

Definitions:

Prevalence of less-than-daily fruit consumption (% less-than-daily fruit consumption)

Prevalence of less than daily vegetable consumption

Children, 2014



Survey type: Measured

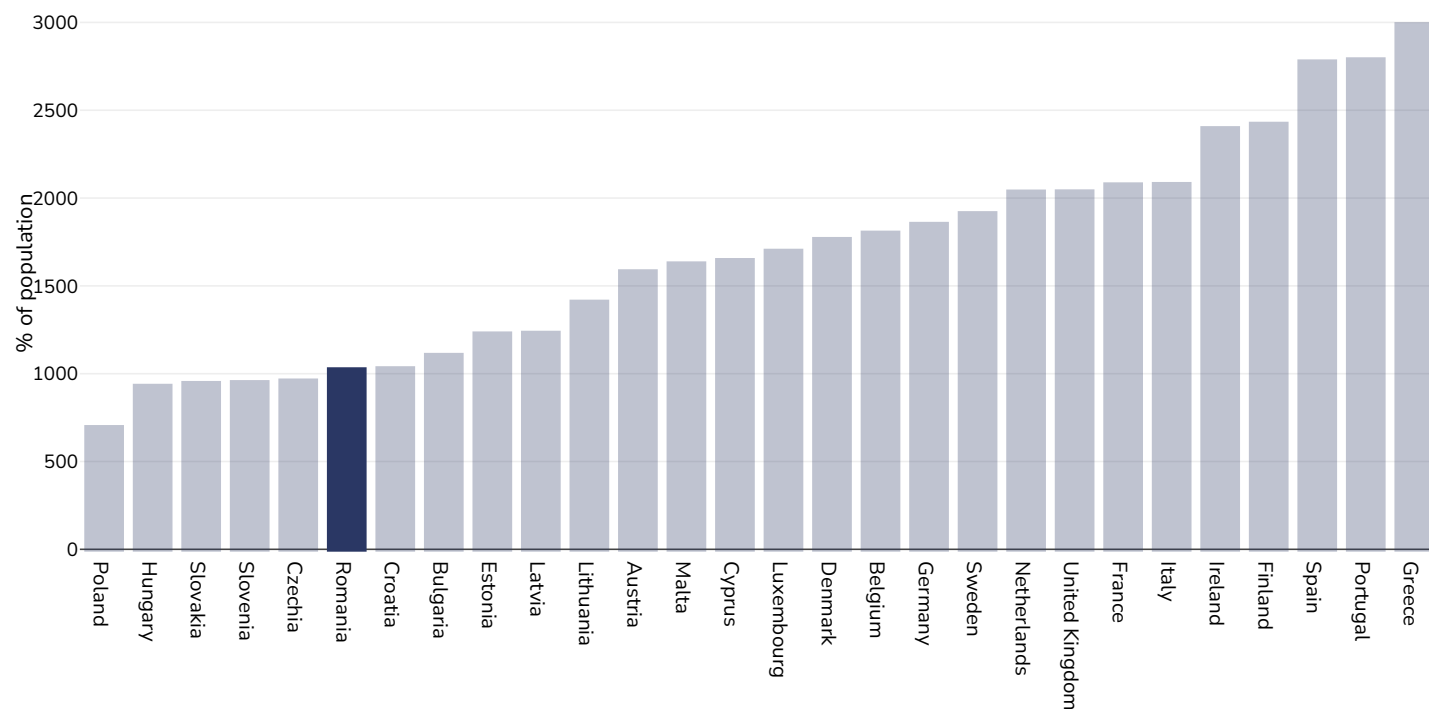
Age: 12-17

References: Beal et al. (2019). Global Patterns of Adolescent Fruit, Vegetable, Carbonated Soft Drink, and Fast-food consumption: A meta-analysis of global school-based student health surveys. Food and Nutrition Bulletin. <https://doi.org/10.1177/0379572119848287> sourced from Food Systems Dashboard <http://www.foodsystemsdashboard.org/food-system>

Definitions: Prevalence of less-than-daily vegetable consumption (% less-than-daily vegetable consumption)

Mental health - depression disorders

Children, 2021



Area covered:

National

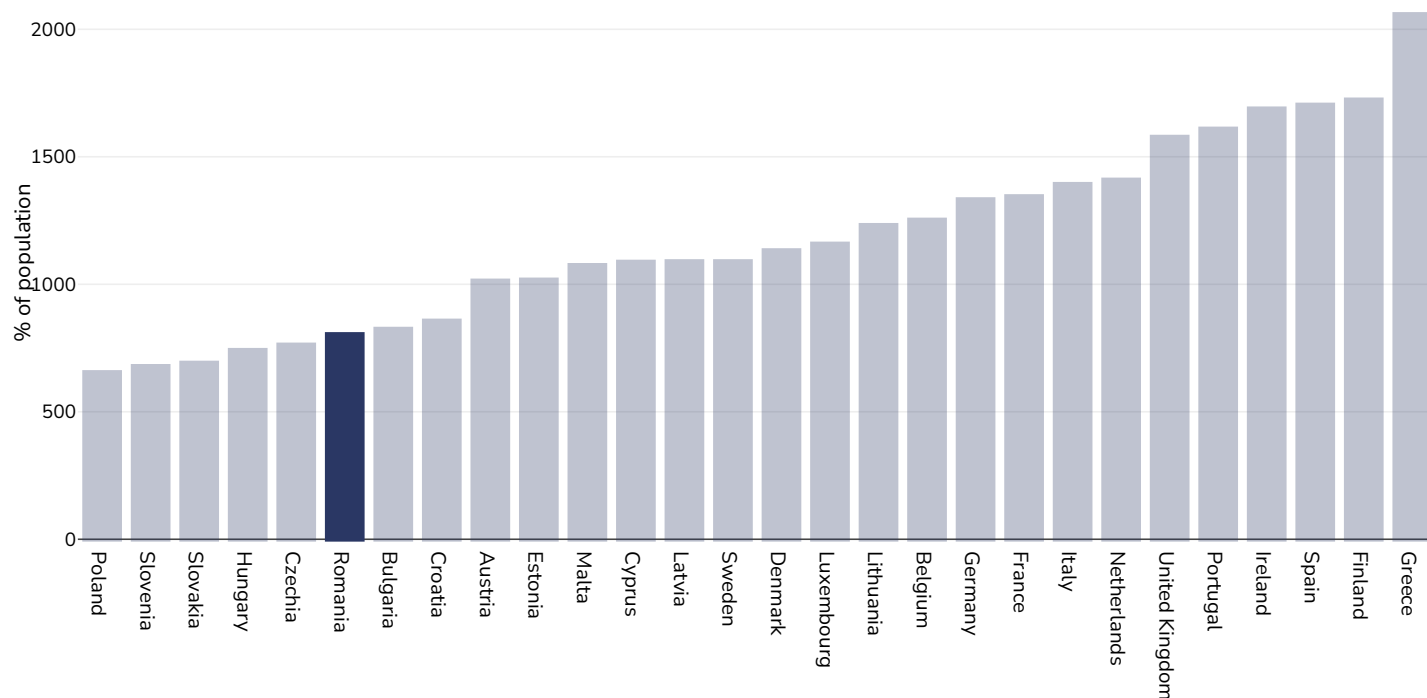
References:

Institute for Health Metrics and Evaluation (IHME). GBD Compare Data Visualization. Global Burden of Disease (GBD) Study 2021. Seattle, WA: IHME, University of Washington, 2023. Available from <http://vizhub.healthdata.org/gbd-compare>. (Last accessed 23.04.25)

Definitions:

Number living with depressive disorder per 100,000 population (Under 20 years of age)

Boys, 2021



Area covered:

National

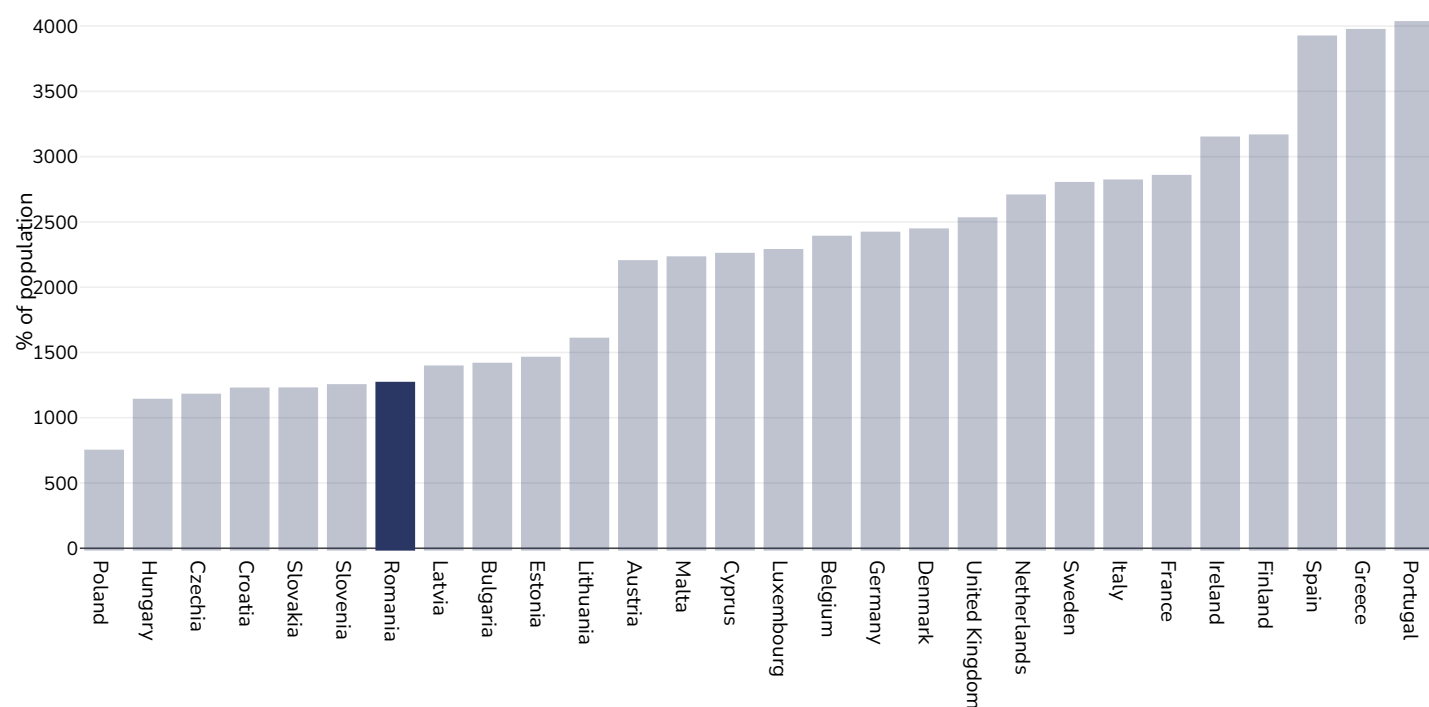
References:

Institute for Health Metrics and Evaluation (IHME). GBD Compare Data Visualization. Global Burden of Disease (GBD) Study 2021. Seattle, WA: IHME, University of Washington, 2023. Available from <http://vizhub.healthdata.org/gbd-compare>. (Last accessed 23.04.25)

Definitions:

Number living with depressive disorder per 100,000 population (Under 20 years of age)

Girls, 2021



Area covered:

National

References:

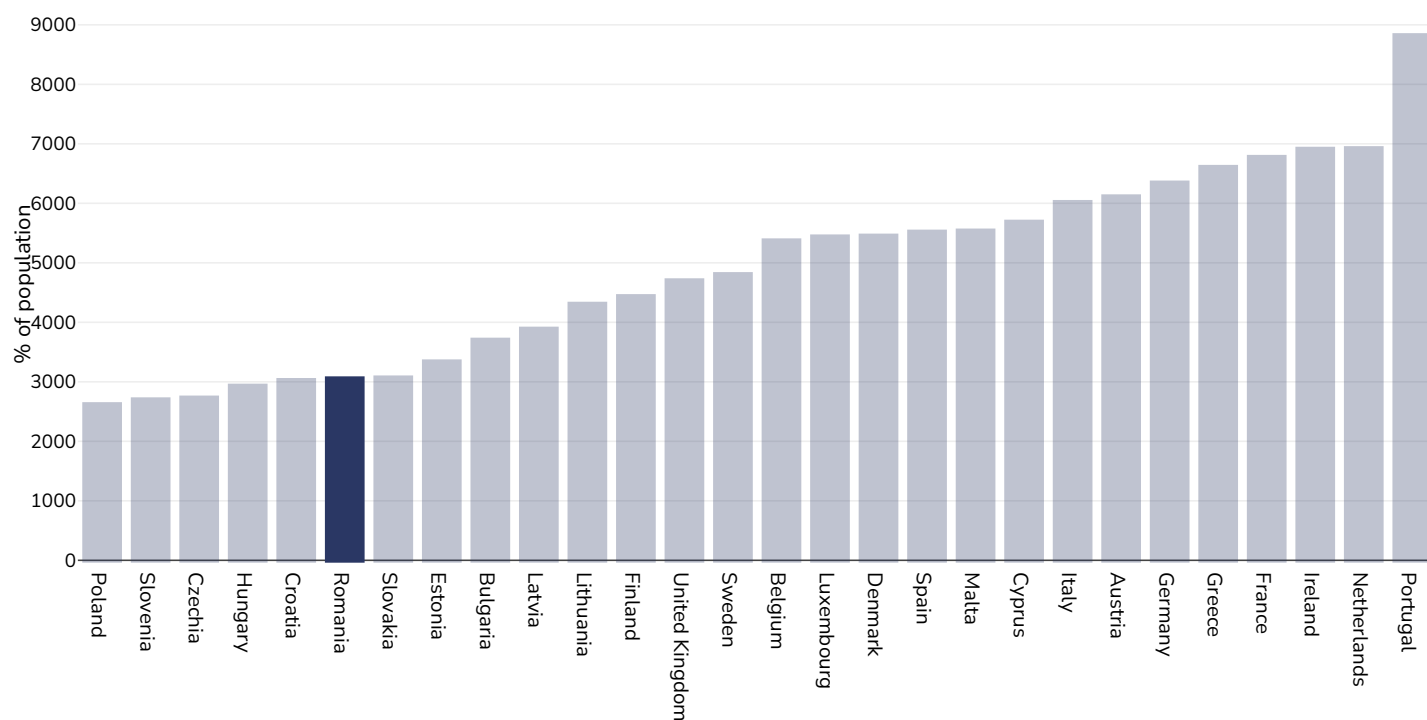
Institute for Health Metrics and Evaluation (IHME). GBD Compare Data Visualization. Global Burden of Disease (GBD) Study 2021. Seattle, WA: IHME, University of Washington, 2023. Available from <http://vizhub.healthdata.org/gbd-compare>. (Last accessed 23.04.25)

Definitions:

Number living with depressive disorder per 100,000 population (Under 20 years of age)

Mental health - anxiety disorders

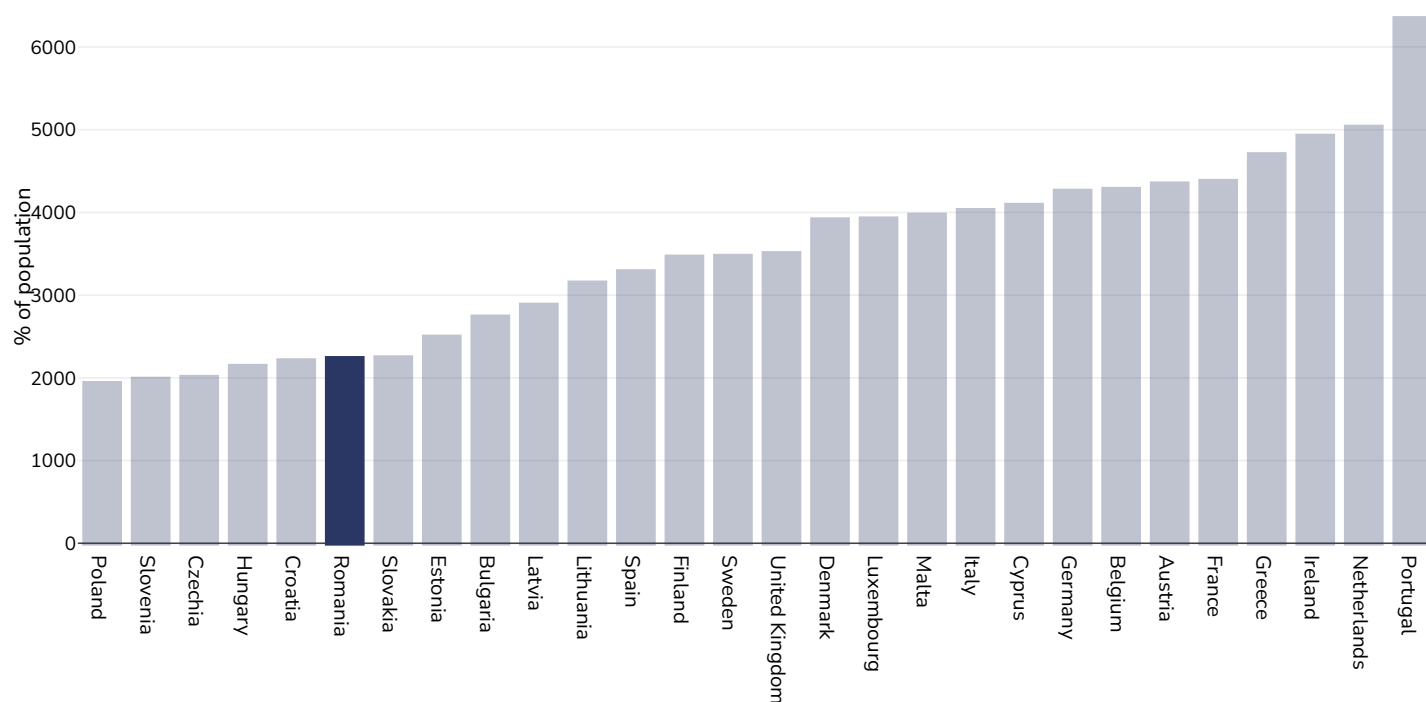
Children, 2021



References:

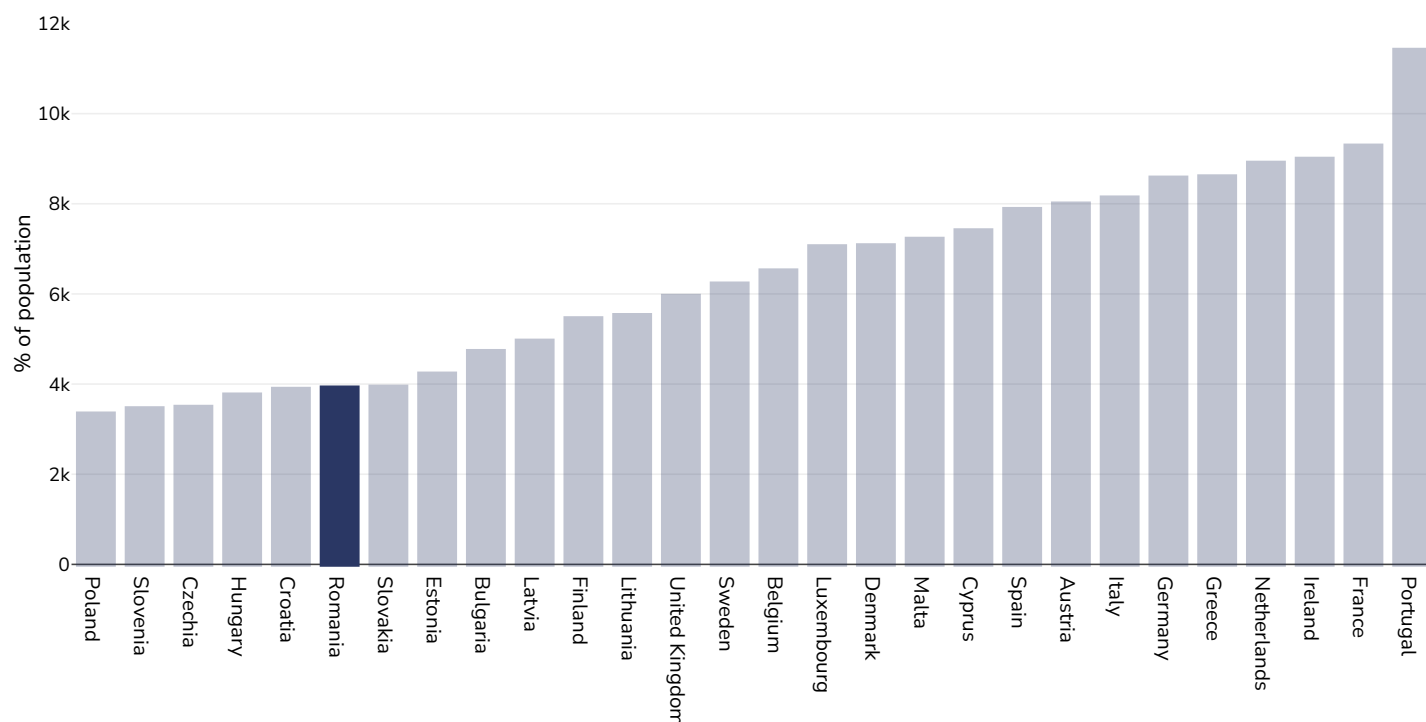
Institute for Health Metrics and Evaluation (IHME). GBD Compare Data Visualization. Global Burden of Disease (GBD) Study 2021. Seattle, WA: IHME, University of Washington, 2023. Available from <http://vizhub.healthdata.org/gbd-compare>. (Last accessed 23.04.25)

Boys, 2021



References: Institute for Health Metrics and Evaluation (IHME). GBD Compare Data Visualization. Global Burden of Disease (GBD) Study 2021. Seattle, WA: IHME, University of Washington, 2023. Available from <http://vizhub.healthdata.org/gbd-compare>. (Last accessed 23.04.25)

Girls, 2021



References: Institute for Health Metrics and Evaluation (IHME). GBD Compare Data Visualization. Global Burden of Disease (GBD) Study 2021. Seattle, WA: IHME, University of Washington, 2023. Available from <http://vizhub.healthdata.org/gbd-compare>. (Last accessed 23.04.25)

PDF created on July 15, 2025