




# Qatar



## Country report card - under-5s

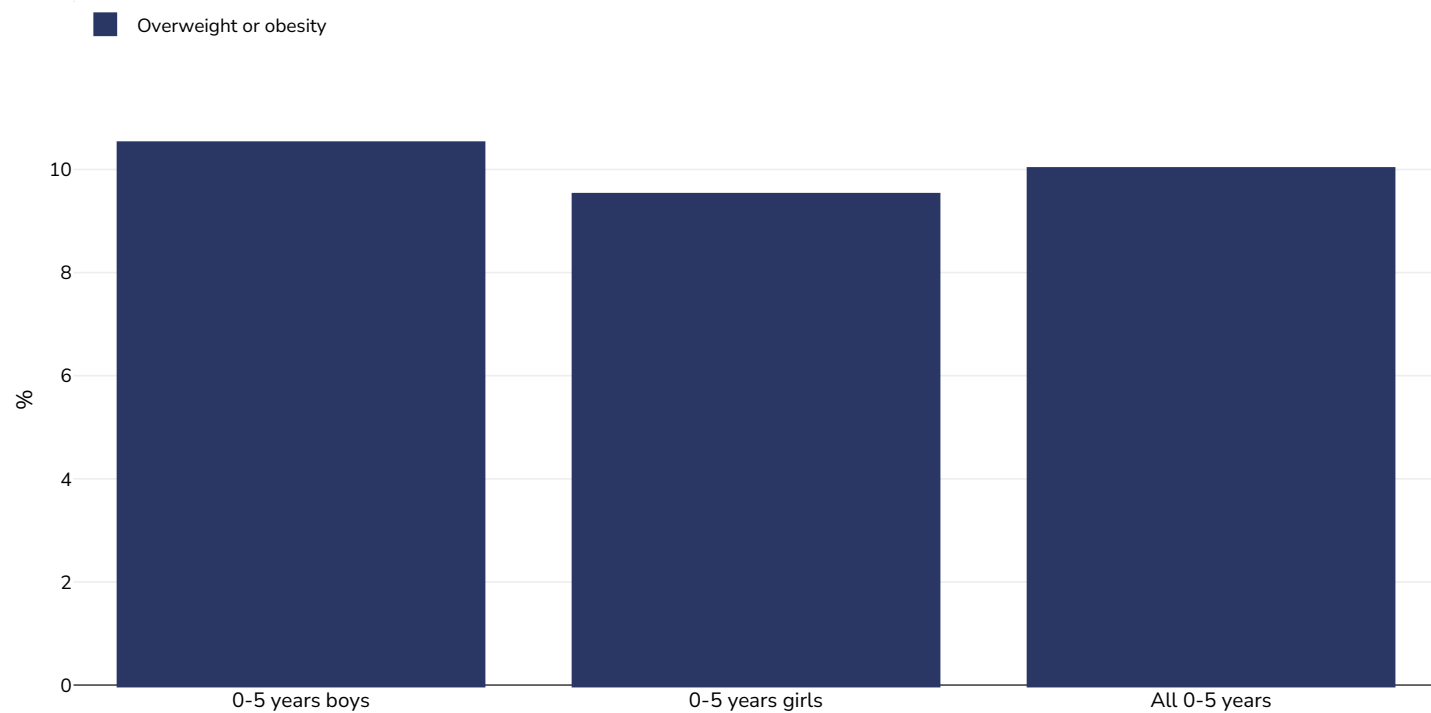
*This report card contains the latest data available on the Global Obesity Observatory on overweight and obesity for children under 5. Where available, data on common and relevant obesity drivers and comorbidities are also presented.*

*View the latest version of this report on the Global Obesity Observatory at <https://data.worldobesity.org/country/qatar-176/>.*

| Contents                                   | Page |
|--|------|
| Obesity prevalence                         | 3    |
| Overweight/obesity by ethnicity            | 4    |
| Double burden of underweight & overweight  | 5    |
| % Infants exclusively breastfed 0-5 months | 6    |

## Obesity prevalence

### 0-5 years, 2023




|                      |  |
|----------------------|--|
| <b>Survey type:</b>  | Measured   |
| <b>Age:</b>          | 0-2  |
| <b>Sample size:</b>  | 50700  |
| <b>Area covered:</b> | National   |
| <b>References:</b>   | Health Center Data from Primary Health Care Corporation Qatar [2023 Extract]   |
| <b>Notes:</b>        | UNICEF/WHO/World Bank Joint Child Malnutrition Estimates Expanded Database: Overweight estimates: National and Disaggregated, July 2025, New York. Weighted sample size. For more information, please consult <a href="https://data.unicef.org/resources/jme/">https://data.unicef.org/resources/jme/</a> . NB. Age interval 0-23 months; unadjusted |
| <b>Definitions:</b>  | Percentage of children under 5 years of age falling above 2 standard deviations (moderate and severe) from the median weight-for-height of the reference population.   |
| <b>Cutoffs:</b>      | =>+2SD   |

## Overweight/obesity by ethnicity

*Ethnic groups are as defined by publication of origin and are not as defined by WOF. In some instances ethnicity is conflated with nationality and/or race.*

## Double burden of underweight & overweight

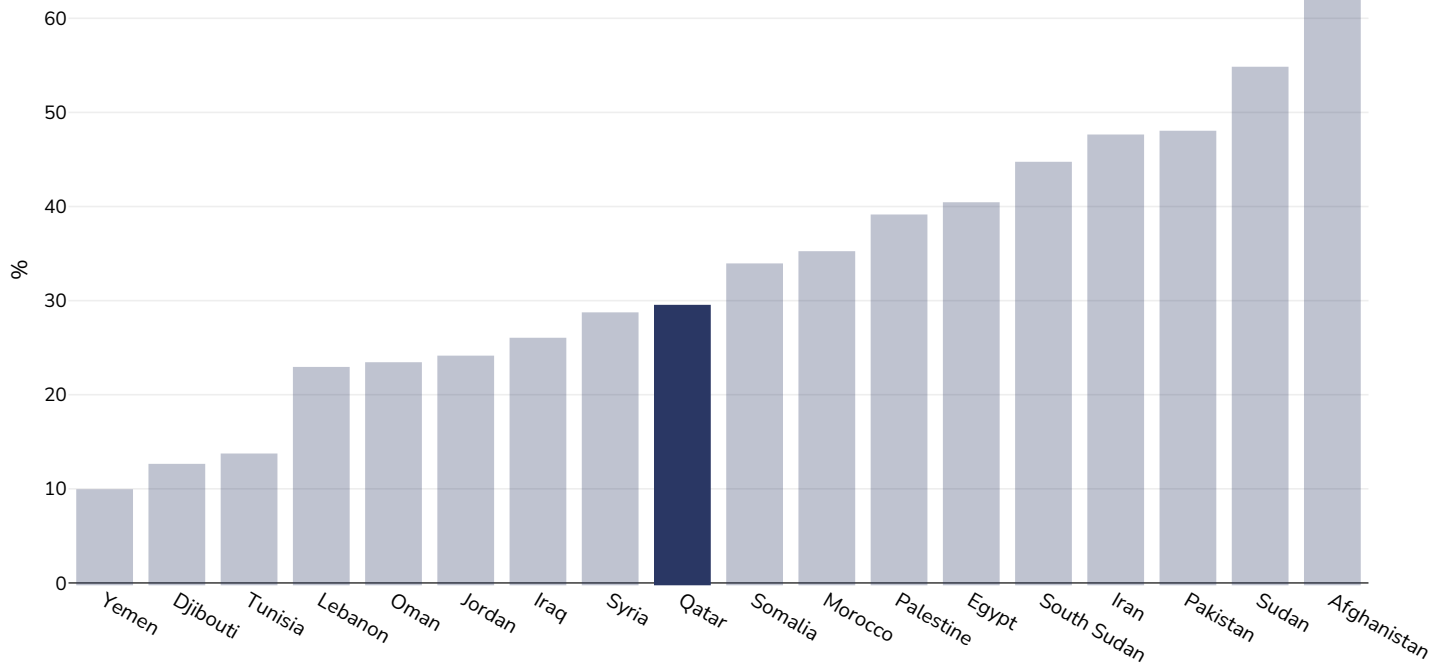
0-5 years, 2023



|                     |   |
|---------------------|---|
| <b>Survey type:</b> | Measured  |
| <b>Age:</b>         | 0-5   |
| <b>References:</b>  | United Nations Children’s Fund, Division of Data, Analysis, Planning and Monitoring (2025). Global UNICEF Global Databases: Overlapping Stunting, Wasting and Overweight (Survey Estimates), 2025, New York. For more information, visit: <a href="https://data.unicef.org/topic/nutrition/malnutrition/">https://data.unicef.org/topic/nutrition/malnutrition/</a> [Accessed 06.08.25] |
| <b>Notes:</b>       | Health Center Data from Primary Health Care Corporation Qatar [2023 Extract]  |
| <b>Definitions:</b> | Combined percentage of children under 5 years of age who are either wasted, stunted, or overweight (falling below -2 standard deviations from the median weight-for-height, falling below -2 standard deviations from the median height for age, or falling at or above +2 standard deviations from the median weight-for-height of the reference population)                           |
| <b>Cutoffs:</b>     | WHZ <-2, HAZ <-2 and WHZ >+2  |

## % Infants exclusively breastfed 0-5 months

0-5 years, 2010-2023



**References:** Multiple Indicator Cluster Survey (MICS) : 2012 Doha – Qatar, Ministry Of Development Planning and Statistics, 2014.

**Notes:** Full details are available. Original citation United Nations Children’s Fund, Division of Data, Analysis, Planning and Monitoring (2023).  
Global UNICEF Global Databases: Infant and Young Child Feeding: Exclusive breastfeeding, New York, October 2023.

PDF created on February 23, 2026