



# Puerto Rico



## Country report card

*This report card contains the latest data available on the Global Obesity Observatory on overweight and obesity . Where available, data on common and relevant obesity drivers and comorbidities are also presented.*

*View the latest version of this report on the Global Obesity Observatory at <https://data.worldobesity.org/country/puerto-rico-175/>.*

Contents	Page
Obesity prevalence	3
Overweight/obesity by education	5
Overweight/obesity by age	6
Double burden of underweight & overweight	7
Insufficient physical activity	9
Estimated per capita fruit intake	12
Estimated per-capita processed meat intake	13
Estimated per capita whole grains intake	14
Mental health - depression disorders	15
Mental health - anxiety disorders	22
Oesophageal cancer	28
Breast cancer	31
Colorectal cancer	32
Pancreatic cancer	34
Gallbladder cancer	36
Kidney cancer	38
Cancer of the uterus	40
Diabetes prevalence	41
Ovarian Cancer	42
Leukemia	43
Liver and intrahepatic bile duct Cancer	48
Multiple Myeloma	50
Non Hodgkin Lymphoma	52
Thyroid Cancer	54

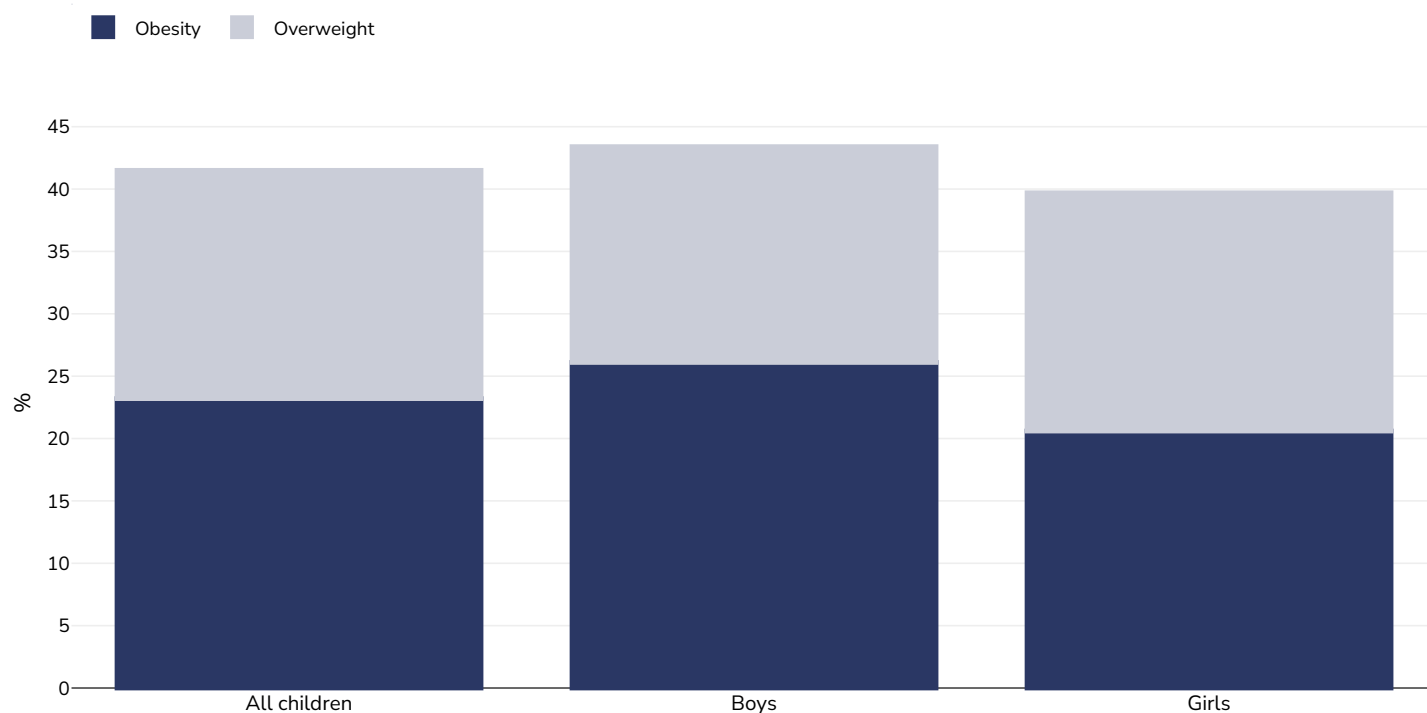
# Obesity prevalence

## Adults, 2023



Survey type:	Self-reported
Age:	18+
Sample size:	Database currently offline tbc
Area covered:	National
References:	Behavioral Risk Factor Surveillance System 2023. Centers for Disease Control and Prevention. Adult Obesity Prevalence Maps. U.S. Dept of Health and Human Services; 2023. Available at <a href="https://www.cdc.gov/brfss/annual_data/annual_data.htm">https://www.cdc.gov/brfss/annual_data/annual_data.htm</a> (last accessed 05.02.25)
Unless otherwise noted, overweight refers to a BMI between 25kg and 29.9kg/m², obesity refers to a BMI greater than 30kg/m².	

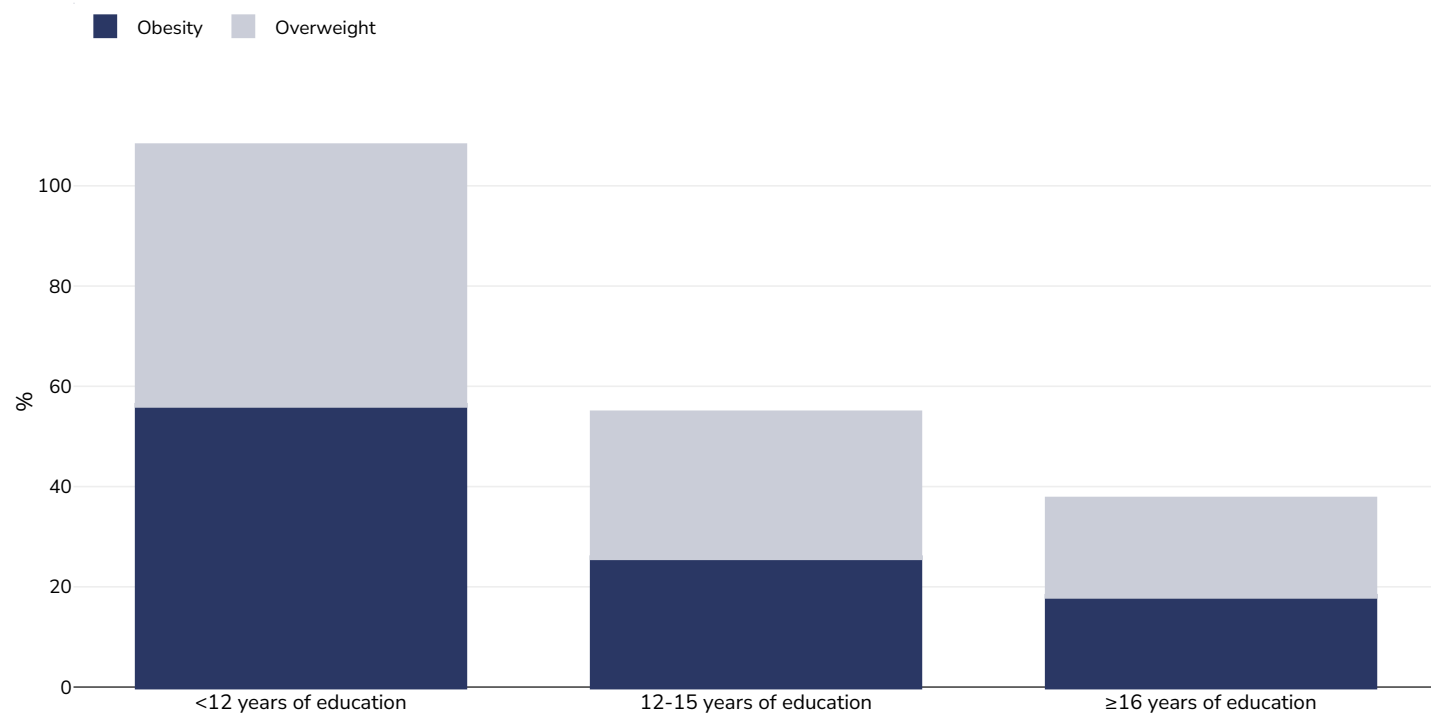
## Children, 2010-2011



Survey type:	Measured
Age:	12
Sample size:	1582
References:	Elías-Boneta AR, Toro MJ, García O, Torres R, Palacios C. High prevalence of overweight and obesity among a representative sample of Puerto Rican children. BMC Public Health. 2015 Mar 5;15:219. doi: 10.1186/s12889-015-1549-0. PMID: 25885462; PMCID: PMC4358900. Available at <a href="https://www.ncbi.nlm.nih.gov/pmc/articles/PMC4358900/">https://www.ncbi.nlm.nih.gov/pmc/articles/PMC4358900/</a> (last accessed 09.03.22)
Notes:	A probabilistic sample of 133 schools was selected from a total of 1,843 schools. Ten boys and ten girls were randomly selected from each school using the official student lists provided by the school's administration. The required sample size was 2,600 children. A total of 1,734 children were contacted and invited to participate, however, some of the selected schools were inactive and others had merged. 152 children were excluded due to school absences and failure to obtain their parent's written consent.
Definitions:	Children were categorized as overweight, or obese using the Center for Disease Control and Prevention's age and gender specific growth charts.
Cutoffs:	CDC

## Overweight/obesity by education

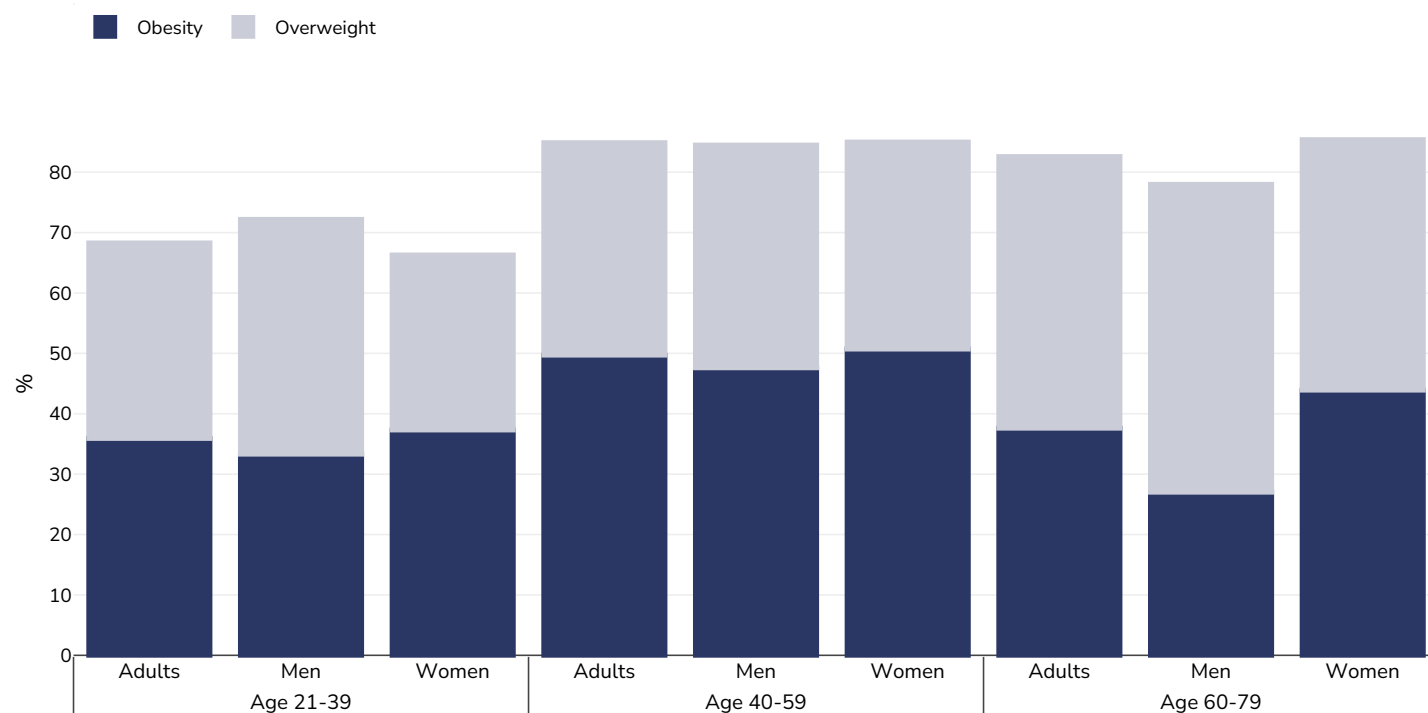
Adults, 2005-2007



Survey type:	Measured
Age:	45-52
Sample size:	840
Area covered:	Regional - San Juan Metropolitan Area
References:	Prevalence of overweight and obesity and their cardiometabolic comorbidities in Hispanic adults living in San Juan Metropolitan Area, Puerto Rico <a href="https://www.ncbi.nlm.nih.gov/pmc/articles/PMC3823746/">https://www.ncbi.nlm.nih.gov/pmc/articles/PMC3823746/</a> (last accessed 09.03.22)
Unless otherwise noted, overweight refers to a BMI between 25kg and 29.9kg/m <sup>2</sup> , obesity refers to a BMI greater than 30kg/m <sup>2</sup> .	

## Overweight/obesity by age

### Adults, 2005-2007



Survey type: Measured

Sample size: 840

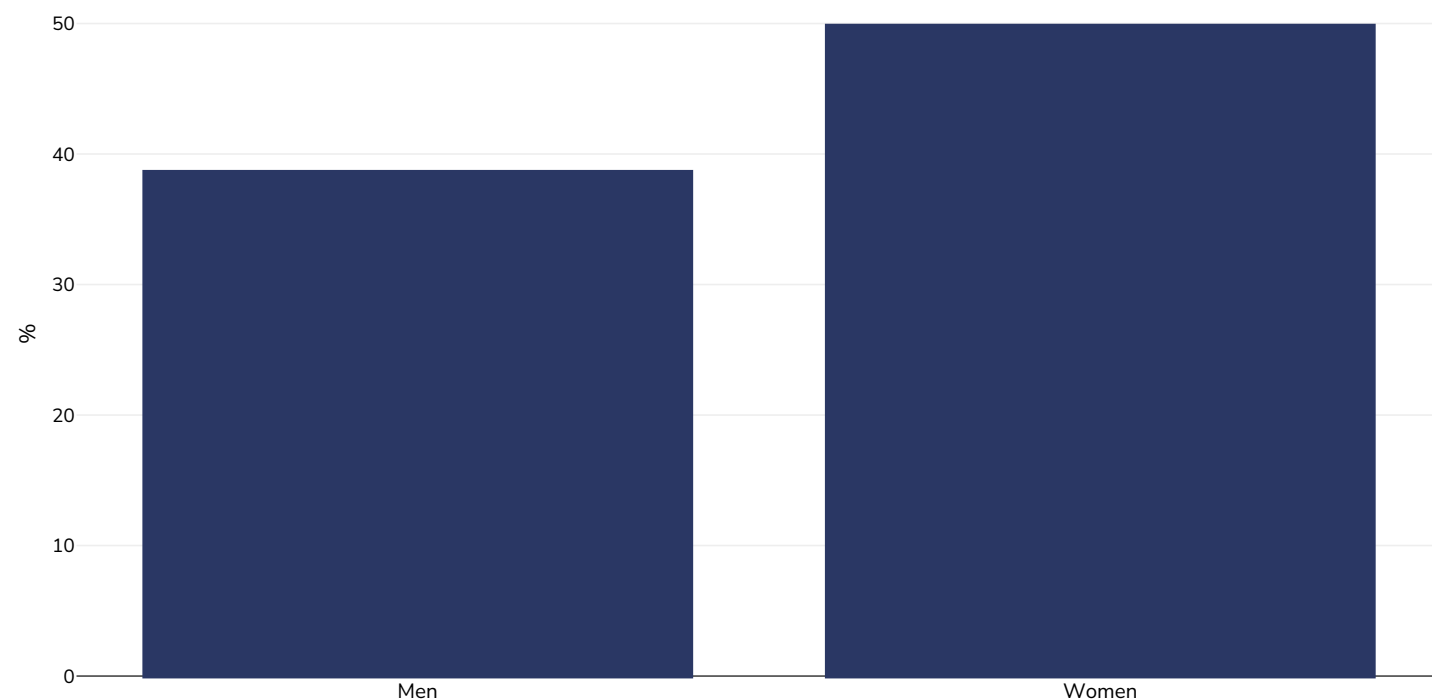
Area covered: Regional - San Juan Metropolitan Area

References: Prevalence of overweight and obesity and their cardiometabolic comorbidities in Hispanic adults living in San Juan Metropolitan Area, Puerto Rico <https://www.ncbi.nlm.nih.gov/pmc/articles/PMC3823746/> (last accessed 09.03.22)

*Unless otherwise noted, overweight refers to a BMI between 25kg and 29.9kg/m<sup>2</sup>, obesity refers to a BMI greater than 30kg/m<sup>2</sup>.*

## Double burden of underweight & overweight

Adults, 2022



Survey type: Measured

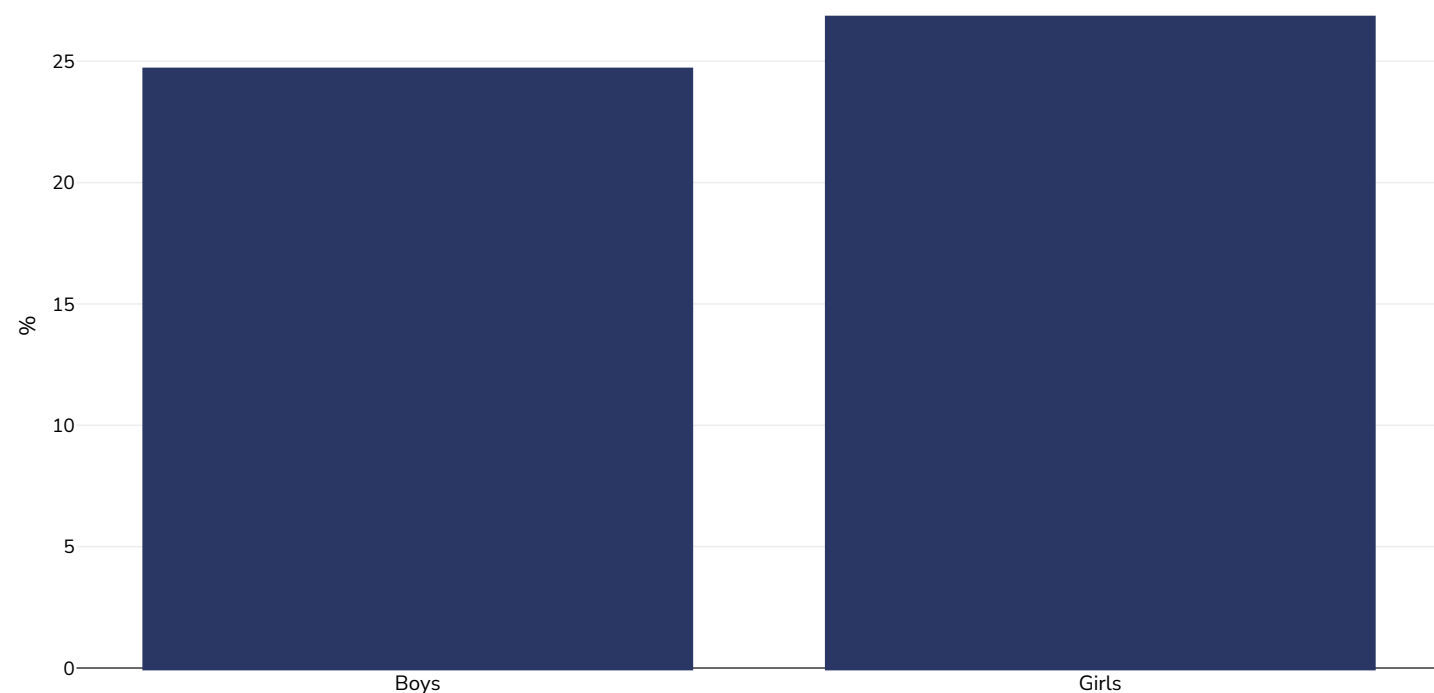
Age: 20+

References: NCD Risk Factor Collaboration (NCD-RisC). Worldwide trends in underweight and obesity from 1990 to 2022: a pooled analysis of 3663 population representative studies with 222 million children, adolescents, and adults. Lancet 2024; published online Feb 29. [https://doi.org/10.1016/S0140-6736\(23\)02750-2](https://doi.org/10.1016/S0140-6736(23)02750-2).

Notes: Age Standardised estimates

Definitions: Combined prevalence of BMI<18.5 kg/m<sup>2</sup> and BMI≥30 kg/m<sup>2</sup> (double burden of underweight and obesity)

## Children, 2022




Survey type:	Measured
Age:	5-19
References:	NCD Risk Factor Collaboration (NCD-RisC). Worldwide trends in underweight and obesity from 1990 to 2022: a pooled analysis of 3663 population representative studies with 222 million children, adolescents, and adults. Lancet 2024; published online Feb 29. <a href="https://doi.org/10.1016/S0140-6736(23)02750-2">https://doi.org/10.1016/S0140-6736(23)02750-2</a> .
Notes:	Age standardised estimates
Definitions:	Combined prevalence of BMI < -2SD and BMI > 2SD (double burden of thinness and obesity)
Cutoffs:	BMI < -2SD and BMI > 2SD




## Insufficient physical activity

### Adults, 2022




Survey type:	Self-reported
Age:	18+
Area covered:	National
References:	WHO (2024). Prevalence of insufficient physical activity among adults aged 18-years age-standardized estimate in 2022. Available at <a href="https://www.who.int/data/gho/data/indicators/indicator-details/GHO/prevalence-of-insufficient-physical-activity-among-adults-aged-18-years-(age-standardized-estimate)-(-)">https://www.who.int/data/gho/data/indicators/indicator-details/GHO/prevalence-of-insufficient-physical-activity-among-adults-aged-18-years-(age-standardized-estimate)-(-)</a>
Definitions:	Percent of population attaining less than 150 minutes of moderate-intensity physical activity per week, or less than 75 minutes of vigorous-intensity physical activity per week, or equivalent.

## Men, 2022



Survey type:	Self-reported
Age:	18+
Area covered:	National
References:	WHO (2024). Prevalence of insufficient physical activity among adults aged 18-years age-standardized estimate in 2022. Available at <a href="https://www.who.int/data/gho/data/indicators/indicator-details/GHO/prevalence-of-insufficient-physical-activity-among-adults-aged-18-years-(age-standardized-estimate)-(-)">https://www.who.int/data/gho/data/indicators/indicator-details/GHO/prevalence-of-insufficient-physical-activity-among-adults-aged-18-years-(age-standardized-estimate)-(-)</a>
Definitions:	Percent of population attaining less than 150 minutes of moderate-intensity physical activity per week, or less than 75 minutes of vigorous-intensity physical activity per week, or equivalent.

## Women, 2022



**Survey type:** Self-reported

**Age:** 18+


**Area covered:** National

**References:** WHO (2024). Prevalence of insufficient physical activity among adults aged 18-years age-standardized estimate in 2022. Available at [https://www.who.int/data/gho/data/indicators/indicator-details/GHO/prevalence-of-insufficient-physical-activity-among-adults-aged-18-years-\(age-standardized-estimate\)-\(-\)](https://www.who.int/data/gho/data/indicators/indicator-details/GHO/prevalence-of-insufficient-physical-activity-among-adults-aged-18-years-(age-standardized-estimate)-(-))

**Definitions:** Percent of population attaining less than 150 minutes of moderate-intensity physical activity per week, or less than 75 minutes of vigorous-intensity physical activity per week, or equivalent.

## Estimated per capita fruit intake


Adults, 2017



Survey type:	Measured
Age:	25+
References:	Global Burden of Disease, the Institute for Health Metrics and Evaluation <a href="http://ghdx.healthdata.org/">http://ghdx.healthdata.org/</a>
Definitions:	Estimated per-capita fruit intake (g/day)

## Estimated per-capita processed meat intake


Adults, 2017



Survey type:	Measured
Age:	25+
References:	Global Burden of Disease, the Institute for Health Metrics and Evaluation <a href="http://ghdx.healthdata.org/">http://ghdx.healthdata.org/</a>
Definitions:	Estimated per-capita processed meat intake (g per day)

## Estimated per capita whole grains intake

Adults, 2017



Survey type:	Measured
Age:	25+
References:	Global Burden of Disease, the Institute for Health Metrics and Evaluation <a href="http://ghdx.healthdata.org/">http://ghdx.healthdata.org/</a>
Definitions:	Estimated per-capita whole grains intake (g/day)

## Mental health - depression disorders

## Adults, 2021



Age:	20+
Area covered:	National
References:	Institute for Health Metrics and Evaluation (IHME). GBD Compare Data Visualization. Global Burden of Disease (GBD) Study 2021. Seattle, WA: IHME, University of Washington, 2023. Available from <a href="http://vizhub.healthdata.org/gbd-compare">http://vizhub.healthdata.org/gbd-compare</a> . (Last accessed 23.04.25)
Definitions:	Number living with depression per 100,000 population (adults 20+ years)



## Men, 2021



Age:	20+
Area covered:	National
References:	Institute for Health Metrics and Evaluation (IHME). GBD Compare Data Visualization. Global Burden of Disease (GBD) Study 2021. Seattle, WA: IHME, University of Washington, 2023. Available from <a href="http://vizhub.healthdata.org/gbd-compare">http://vizhub.healthdata.org/gbd-compare</a> . (Last accessed 23.04.25)
Definitions:	Number living with depression per 100,000 population (adults 20+ years)

## Women, 2021



Age:	20+
Area covered:	National
References:	Institute for Health Metrics and Evaluation (IHME). GBD Compare Data Visualization. Global Burden of Disease (GBD) Study 2021. Seattle, WA: IHME, University of Washington, 2023. Available from <a href="http://vizhub.healthdata.org/gbd-compare">http://vizhub.healthdata.org/gbd-compare</a> . (Last accessed 23.04.25)
Definitions:	Number living with depression per 100,000 population (adults 20+ years)

## Children, 2021



Area covered:	National
References:	Institute for Health Metrics and Evaluation (IHME). GBD Compare Data Visualization. Global Burden of Disease (GBD) Study 2021. Seattle, WA: IHME, University of Washington, 2023. Available from <a href="http://vizhub.healthdata.org/gbd-compare">http://vizhub.healthdata.org/gbd-compare</a> . (Last accessed 23.04.25)
Definitions:	Number living with depressive disorder per 100,000 population (Under 20 years of age)

## Boys, 2021



Area covered:	National
References:	Institute for Health Metrics and Evaluation (IHME). GBD Compare Data Visualization. Global Burden of Disease (GBD) Study 2021. Seattle, WA: IHME, University of Washington, 2023. Available from <a href="http://vizhub.healthdata.org/gbd-compare">http://vizhub.healthdata.org/gbd-compare</a> . (Last accessed 23.04.25)
Definitions:	Number living with depressive disorder per 100,000 population (Under 20 years of age)


## Girls, 2021



Area covered:	National
References:	Institute for Health Metrics and Evaluation (IHME). GBD Compare Data Visualization. Global Burden of Disease (GBD) Study 2021. Seattle, WA: IHME, University of Washington, 2023. Available from <a href="http://vizhub.healthdata.org/gbd-compare">http://vizhub.healthdata.org/gbd-compare</a> . (Last accessed 23.04.25)
Definitions:	Number living with depressive disorder per 100,000 population (Under 20 years of age)

## Mental health - anxiety disorders

Adults, 2021



Age:	20+
References:	Institute for Health Metrics and Evaluation (IHME). GBD Compare Data Visualization. Global Burden of Disease (GBD) Study 2021. Seattle, WA: IHME, University of Washington, 2023. Available from <a href="http://vizhub.healthdata.org/gbd-compare">http://vizhub.healthdata.org/gbd-compare</a> . (Last accessed 23.04.25).
Definitions:	Number living with anxiety per 100,000 population

## Men, 2021



Age: 20+

**References:** Institute for Health Metrics and Evaluation (IHME). GBD Compare Data Visualization. Global Burden of Disease (GBD) Study 2021. Seattle, WA: IHME, University of Washington, 2023. Available from <http://vizhub.healthdata.org/gbd-compare>. (Last accessed 23.04.25).

**Definitions:** Number living with anxiety per 100,000 population

## Women, 2021



Age: 20+

**References:** Institute for Health Metrics and Evaluation (IHME). GBD Compare Data Visualization. Global Burden of Disease (GBD) Study 2021. Seattle, WA: IHME, University of Washington, 2023. Available from <http://vizhub.healthdata.org/gbd-compare>. (Last accessed 23.04.25).

**Definitions:** Number living with anxiety per 100,000 population



## Children, 2021



### References:

Institute for Health Metrics and Evaluation (IHME). GBD Compare Data Visualization. Global Burden of Disease (GBD) Study 2021. Seattle, WA: IHME, University of Washington, 2023. Available from <http://vizhub.healthdata.org/gbd-compare>. (Last accessed 23.04.25)

## Boys, 2021

**References:**

Institute for Health Metrics and Evaluation (IHME). GBD Compare Data Visualization. Global Burden of Disease (GBD) Study 2021. Seattle, WA: IHME, University of Washington, 2023. Available from <http://vizhub.healthdata.org/gbd-compare>. (Last accessed 23.04.25)

## Girls, 2021



### References:

Institute for Health Metrics and Evaluation (IHME). GBD Compare Data Visualization. Global Burden of Disease (GBD) Study 2021. Seattle, WA: IHME, University of Washington, 2023. Available from <http://vizhub.healthdata.org/gbd-compare>. (Last accessed 23.04.25)

## Oesophageal cancer

## Men, 2022



Age:	20+
Area covered:	National
References:	Ferlay J, Ervik M, Lam F, Laversanne M, Colombet M, Mery L, Piñeros M, Znaor A, Soerjomataram I, Bray F (2024).Global Cancer Observatory: Cancer Today. Lyon, France: International Agency for Research on Cancer. Available from: <a href="https://gco.iarc.who.int/today">https://gco.iarc.who.int/today</a> , accessed [16.07.24]
Definitions:	Incidence per 100,000


## Women, 2022



Age:	20+
Area covered:	National
References:	Ferlay J, Ervik M, Lam F, Laversanne M, Colombet M, Mery L, Piñeros M, Znaor A, Soerjomataram I, Bray F (2024).Global Cancer Observatory: Cancer Today. Lyon, France: International Agency for Research on Cancer. Available from: <a href="https://gco.iarc.who.int/today">https://gco.iarc.who.int/today</a> , accessed [16.07.24]
Definitions:	Incidence per 100,000

## Breast cancer

### Women, 2022



Age:	20
Area covered:	National
References:	Ferlay J, Ervik M, Lam F, Laversanne M, Colombet M, Mery L, Piñeros M, Znaor A, Soerjomataram I, Bray F (2024).Global Cancer Observatory: Cancer Today. Lyon, France: International Agency for Research on Cancer. Available from: <a href="https://gco.iarc.who.int/today">https://gco.iarc.who.int/today</a> , accessed [16.07.24]
Definitions:	Incidence per 100,000

## Colorectal cancer


### Men, 2022



Age:	20+
Area covered:	National
References:	Ferlay J, Ervik M, Lam F, Laversanne M, Colombet M, Mery L, Piñeros M, Znaor A, Soerjomataram I, Bray F (2024).Global Cancer Observatory: Cancer Today. Lyon, France: International Agency for Research on Cancer. Available from: <a href="https://gco.iarc.who.int/today">https://gco.iarc.who.int/today</a> , accessed [16.07.24]
Definitions:	Incidence per 100,000




## Women, 2022



Age:	20+
Area covered:	National
References:	Ferlay J, Ervik M, Lam F, Laversanne M, Colombet M, Mery L, Piñeros M, Znaor A, Soerjomataram I, Bray F (2024).Global Cancer Observatory: Cancer Today. Lyon, France: International Agency for Research on Cancer. Available from: <a href="https://gco.iarc.who.int/today">https://gco.iarc.who.int/today</a> , accessed [16.07.24]
Definitions:	Incidence per 100,000


## Pancreatic cancer

### Men, 2022



Age:	20+
Area covered:	National
References:	Ferlay J, Ervik M, Lam F, Laversanne M, Colombet M, Mery L, Piñeros M, Znaor A, Soerjomataram I, Bray F (2024).Global Cancer Observatory: Cancer Today. Lyon, France: International Agency for Research on Cancer. Available from: <a href="https://gco.iarc.who.int/today">https://gco.iarc.who.int/today</a> , accessed [16.07.24]
Definitions:	Incidence per 100,000


## Women, 2022



Age:	20+
Area covered:	National
References:	Ferlay J, Ervik M, Lam F, Laversanne M, Colombet M, Mery L, Piñeros M, Znaor A, Soerjomataram I, Bray F (2024).Global Cancer Observatory: Cancer Today. Lyon, France: International Agency for Research on Cancer. Available from: <a href="https://gco.iarc.who.int/today">https://gco.iarc.who.int/today</a> , accessed [16.07.24]
Definitions:	Incidence per 100,000


## Gallbladder cancer

Men, 2022



Age:	20+
Area covered:	National
References:	Ferlay J, Ervik M, Lam F, Laversanne M, Colombet M, Mery L, Piñeros M, Znaor A, Soerjomataram I, Bray F (2024).Global Cancer Observatory: Cancer Today. Lyon, France: International Agency for Research on Cancer. Available from: <a href="https://gco.iarc.who.int/today">https://gco.iarc.who.int/today</a> , accessed [16.07.24]
Definitions:	Indicence per 100,000


## Women, 2022



Age:	20+
Area covered:	National
References:	Ferlay J, Ervik M, Lam F, Laversanne M, Colombet M, Mery L, Piñeros M, Znaor A, Soerjomataram I, Bray F (2024).Global Cancer Observatory: Cancer Today. Lyon, France: International Agency for Research on Cancer. Available from: <a href="https://gco.iarc.who.int/today">https://gco.iarc.who.int/today</a> , accessed [16.07.24]
Definitions:	Indicence per 100,000

## Kidney cancer

### Men, 2022




Age: 20+

Area covered: National

References: Ferlay J, Ervik M, Lam F, Laversanne M, Colombet M, Mery L, Piñeros M, Znaor A, Soerjomataram I, Bray F (2024). Global Cancer Observatory: Cancer Today. Lyon, France: International Agency for Research on Cancer. Available from: <https://gco.iarc.who.int/today>, accessed [16.07.24]

Definitions: Incidence per 100,000


## Women, 2022



Age:	20+
Area covered:	National
References:	Ferlay J, Ervik M, Lam F, Laversanne M, Colombet M, Mery L, Piñeros M, Znaor A, Soerjomataram I, Bray F (2024).Global Cancer Observatory: Cancer Today. Lyon, France: International Agency for Research on Cancer. Available from: <a href="https://gco.iarc.who.int/today">https://gco.iarc.who.int/today</a> , accessed [16.07.24]
Definitions:	Incidence per 100,000

## Cancer of the uterus

### Women, 2022



Age: 20+


**References:** Ferlay J, Ervik M, Lam F, Laversanne M, Colombet M, Mery L, Piñeros M, Znaor A, Soerjomataram I, Bray F (2024). Global Cancer Observatory: Cancer Today. Lyon, France: International Agency for Research on Cancer. Available from: <https://gco.iarc.who.int/today>, accessed [16.07.24]

**Definitions:** Incidence per 100,000



## Diabetes prevalence

Adults, 2024




### References:

Reproduced with kind permission International Diabetes Federation. IDF Diabetes Atlas, 11th edn. Brussels, Belgium:International Diabetes Federation, 2025. <http://www.diabetesatlas.org>

## Ovarian Cancer

### Women, 2022



Age: 20+

**References:** Ferlay J, Ervik M, Lam F, Laversanne M, Colombet M, Mery L, Piñeros M, Znaor A, Soerjomataram I, Bray F (2024). Global Cancer Observatory: Cancer Today. Lyon, France: International Agency for Research on Cancer. Available from: <https://gco.iarc.who.int/today>, accessed [16.07.24]

**Definitions:** Incidence per 100,000

## Leukemia

## Men, 2022



Age:	20+
Area covered:	National
References:	Ferlay J, Ervik M, Lam F, Laversanne M, Colombet M, Mery L, Piñeros M, Znaor A, Soerjomataram I, Bray F (2024).Global Cancer Observatory: Cancer Today. Lyon, France: International Agency for Research on Cancer. Available from: <a href="https://gco.iarc.who.int/today">https://gco.iarc.who.int/today</a> , accessed [16.07.24]
Definitions:	Incidence per 100,000

*Unless otherwise noted, overweight refers to a BMI between 25kg and 29.9kg/m<sup>2</sup>, obesity refers to a BMI greater than 30kg/m<sup>2</sup>.*

---

## Women, 2022



Age:	20+
Area covered:	National
References:	Ferlay J, Ervik M, Lam F, Laversanne M, Colombet M, Mery L, Piñeros M, Znaor A, Soerjomataram I, Bray F (2024).Global Cancer Observatory: Cancer Today. Lyon, France: International Agency for Research on Cancer. Available from: <a href="https://gco.iarc.who.int/today">https://gco.iarc.who.int/today</a> , accessed [16.07.24]
Definitions:	Incidence per 100,000

*Unless otherwise noted, overweight refers to a BMI between 25kg and 29.9kg/m<sup>2</sup>, obesity refers to a BMI greater than 30kg/m<sup>2</sup>.*

---

# Liver and intrahepatic bile duct Cancer


## Men, 2022



Age:	20+
Area covered:	National
References:	Ferlay J, Ervik M, Lam F, Laversanne M, Colombet M, Mery L, Piñeros M, Znaor A, Soerjomataram I, Bray F (2024).Global Cancer Observatory: Cancer Today. Lyon, France: International Agency for Research on Cancer. Available from: <a href="https://gco.iarc.who.int/today">https://gco.iarc.who.int/today</a> , accessed [16.07.24]
Definitions:	Incidence per 100,000




## Women, 2022



Age:	20+
Area covered:	National
References:	Ferlay J, Ervik M, Lam F, Laversanne M, Colombet M, Mery L, Piñeros M, Znaor A, Soerjomataram I, Bray F (2024).Global Cancer Observatory: Cancer Today. Lyon, France: International Agency for Research on Cancer. Available from: <a href="https://gco.iarc.who.int/today">https://gco.iarc.who.int/today</a> , accessed [16.07.24]
Definitions:	Incidence per 100,000


# Multiple Myeloma

## Men, 2022



Age:	20+
Area covered:	National
References:	Ferlay J, Ervik M, Lam F, Laversanne M, Colombet M, Mery L, Piñeros M, Znaor A, Soerjomataram I, Bray F (2024).Global Cancer Observatory: Cancer Today. Lyon, France: International Agency for Research on Cancer. Available from: <a href="https://gco.iarc.who.int/today">https://gco.iarc.who.int/today</a> , accessed [16.07.24]
Definitions:	Indicence per 100,000
Unless otherwise noted, overweight refers to a BMI between 25kg and 29.9kg/m², obesity refers to a BMI greater than 30kg/m².	

## Women, 2022



**Age:** 20+

**Area covered:** National


**References:** Ferlay J, Ervik M, Lam F, Laversanne M, Colombet M, Mery L, Piñeros M, Znaor A, Soerjomataram I, Bray F (2024). Global Cancer Observatory: Cancer Today. Lyon, France: International Agency for Research on Cancer. Available from: <https://gco.iarc.who.int/today>, accessed [16.07.24]

**Definitions:** Incidence per 100,000

*Unless otherwise noted, overweight refers to a BMI between 25kg and 29.9kg/m<sup>2</sup>, obesity refers to a BMI greater than 30kg/m<sup>2</sup>.*


# Non Hodgkin Lymphoma

## Men, 2022



Age:	20+
Area covered:	National
References:	Ferlay J, Ervik M, Lam F, Laversanne M, Colombet M, Mery L, Piñeros M, Znaor A, Soerjomataram I, Bray F (2024).Global Cancer Observatory: Cancer Today. Lyon, France: International Agency for Research on Cancer. Available from: <a href="https://gco.iarc.who.int/today">https://gco.iarc.who.int/today</a> , accessed [16.07.24]
Definitions:	Incidence per 100,000
Unless otherwise noted, overweight refers to a BMI between 25kg and 29.9kg/m², obesity refers to a BMI greater than 30kg/m².	

## Women, 2022



**Age:** 20+

**Area covered:** National


**References:** Ferlay J, Ervik M, Lam F, Laversanne M, Colombet M, Mery L, Piñeros M, Znaor A, Soerjomataram I, Bray F (2024). Global Cancer Observatory: Cancer Today. Lyon, France: International Agency for Research on Cancer. Available from: <https://gco.iarc.who.int/today>, accessed [16.07.24]

**Definitions:** Incidence per 100,000

*Unless otherwise noted, overweight refers to a BMI between 25kg and 29.9kg/m<sup>2</sup>, obesity refers to a BMI greater than 30kg/m<sup>2</sup>.*

## Thyroid Cancer

Men, 2022




Age: 20+

Area covered: National

References: Ferlay J, Ervik M, Lam F, Laversanne M, Colombet M, Mery L, Piñeros M, Znaor A, Soerjomataram I, Bray F (2024). Global Cancer Observatory: Cancer Today. Lyon, France: International Agency for Research on Cancer. Available from: <https://gco.iarc.who.int/today>, accessed [16.07.24]

Definitions: Incidence per 100,000

## Women, 2022



Age:	20+
Area covered:	National
References:	Ferlay J, Ervik M, Lam F, Laversanne M, Colombet M, Mery L, Piñeros M, Znaor A, Soerjomataram I, Bray F (2024).Global Cancer Observatory: Cancer Today. Lyon, France: International Agency for Research on Cancer. Available from: <a href="https://gco.iarc.who.int/today">https://gco.iarc.who.int/today</a> , accessed [16.07.24]
Definitions:	Incidence per 100,000

PDF created on August 19, 2025