



Portugal



Country report card - children

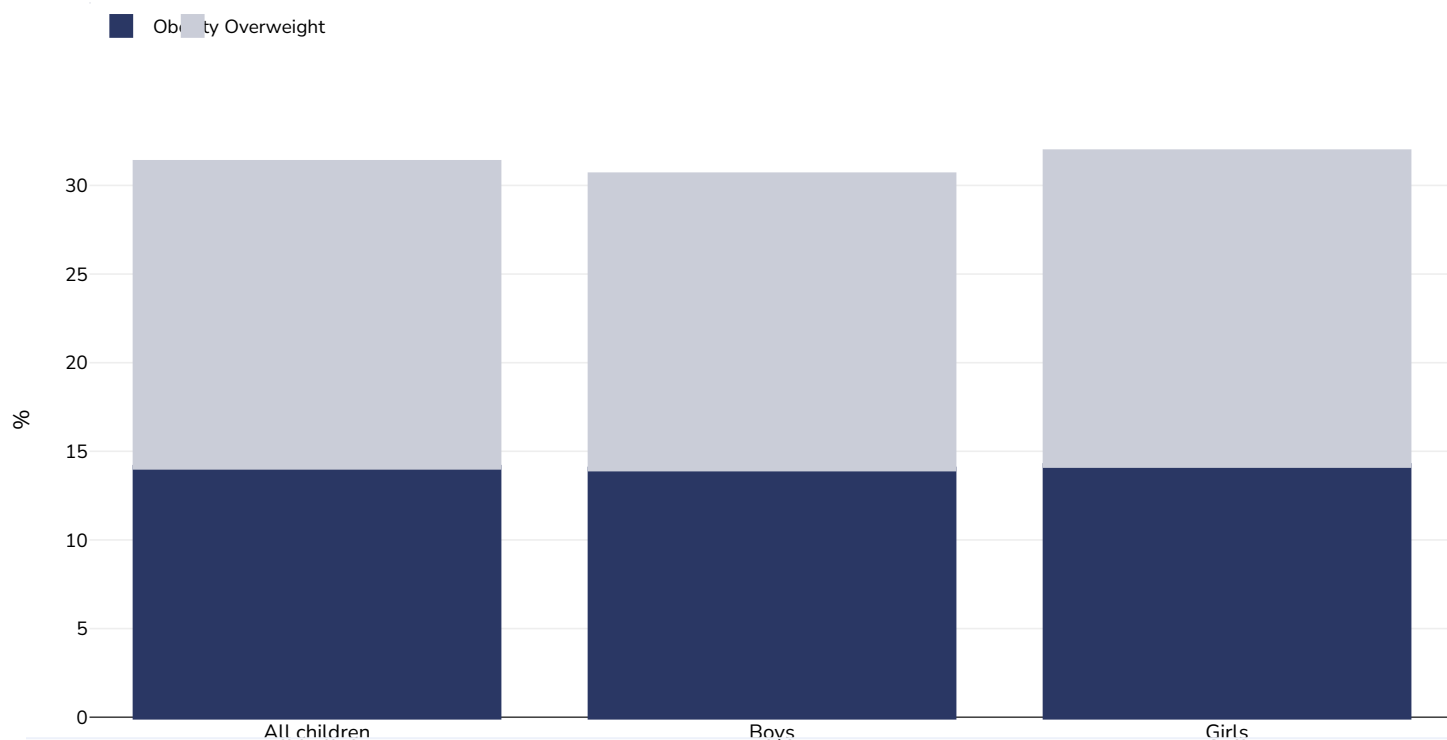
This report card contains the latest data available on the Global Obesity Observatory on overweight and obesity for children, including adolescents (aged 5 to 18 years). Where available, data on common and relevant obesity drivers and comorbidities are also presented.

View the latest version of this report on the Global Obesity Observatory at <https://data.worldobesity.org/country/portugal-174/>.

Contents	Page
Obesity prevalence	3
Trend: % Children (aged 7) living with overweight or obesity, 2007-2022 (WHO)	4
Overweight/obesity by education	6
Overweight/obesity by age	7
Overweight/obesity by region	8
Overweight/obesity by socio-economic group	9
Overweight/obesity by ethnicity	11
Double burden of underweight & overweight	12
Insufficient physical activity	13
Prevalence of at least daily soft drink consumption	16
Prevalence of less than daily fruit consumption	19
Prevalence of less than daily vegetable consumption	22
Mental health - depression disorders	25
Mental health - anxiety disorders	28

Obesity prevalence

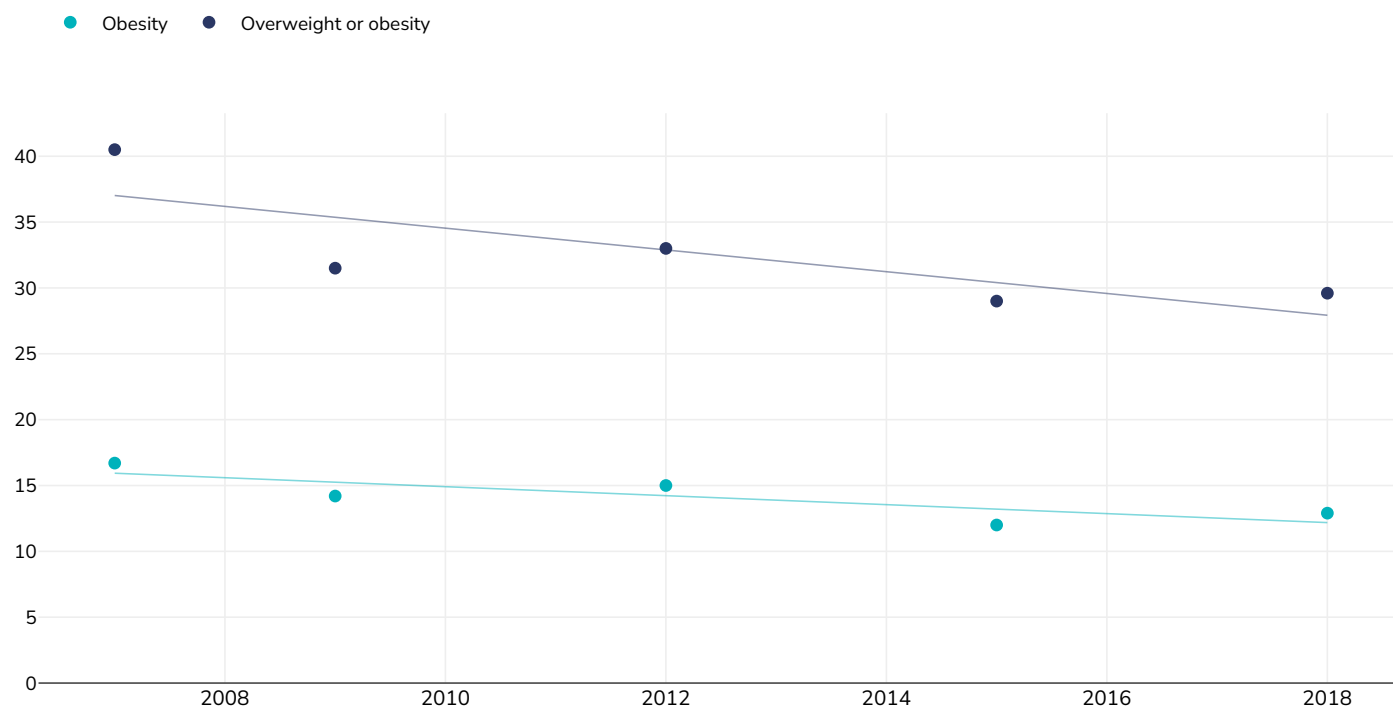
Children, 2022-2024



Survey type:	Measured
Age:	7
Sample size:	3048
Area covered:	National
References:	WHO European Childhood Obesity Surveillance Initiative (COSI): report on the sixth round of data collection, 2022– 2024. Copenhagen: WHO Regional Office for Europe; 2025. Licence: CC BY-NC-SA 3.0 IGO.
Cutoffs:	WHO 2007

% Children (aged 7) living with overweight or obesity, 2007-2022 (WHO)

Boys



Survey type:

Measured

References:

- 2007: Wijnhoven, T.M.A., van Raaij, J.M.A., Spinelli, A., Rito, A.I., Hovengen, R., Kunesova, M., Starc, G., Rutter, H., Sjoberg, A., Petrauskiene, A., O'Dwyer, U., Petrova, S., Farrugia Sant'Angelo, V., Wauters, M., Yngve, A., Rubana, I.-M. and Breda, J. (2013), WHO-COSI 2008: weight, height and BMI. *Pediatric Obesity*, 8: 79-97. <https://doi.org/10.1111/j.2047-6310.2012.00090.x>
- 2009: Wijnhoven, T.M., van Raaij, J.M., Spinelli, A. et al. WHO European Childhood Obesity Surveillance Initiative: body mass index and level of overweight among 6-9-year-old children from school year 2007/2008 to school year 2009/2010. *BMC Public Health* 14, 806 (2014). <https://doi.org/10.1186/1471-2458-14-806>
- 2012: World Health Organization. Regional Office for Europe. 2018. WHO European Childhood Obesity Surveillance Initiative: overweight and obesity among 6-9-year-old children: report of the third round of data collection 2012-2013. World Health Organization. Regional Office for Europe. <https://apps.who.int/iris/handle/10665/346108>
- 2015: WHO European Childhood Obesity Surveillance Initiative (COSI): report on the fourth round of data collection, 2015-2017. Copenhagen: WHO Regional Office for Europe; 2021. Licence: CC BY-NC-SA 3.0 IGO.
- 2018: Report on the fifth round of data collection, 2018-2020: WHO European Childhood Obesity Surveillance Initiative (COSI). Copenhagen: WHO Regional Office for Europe; 2022. Licence: CC BY-NC-SA 3.0 IGO.

Notes:

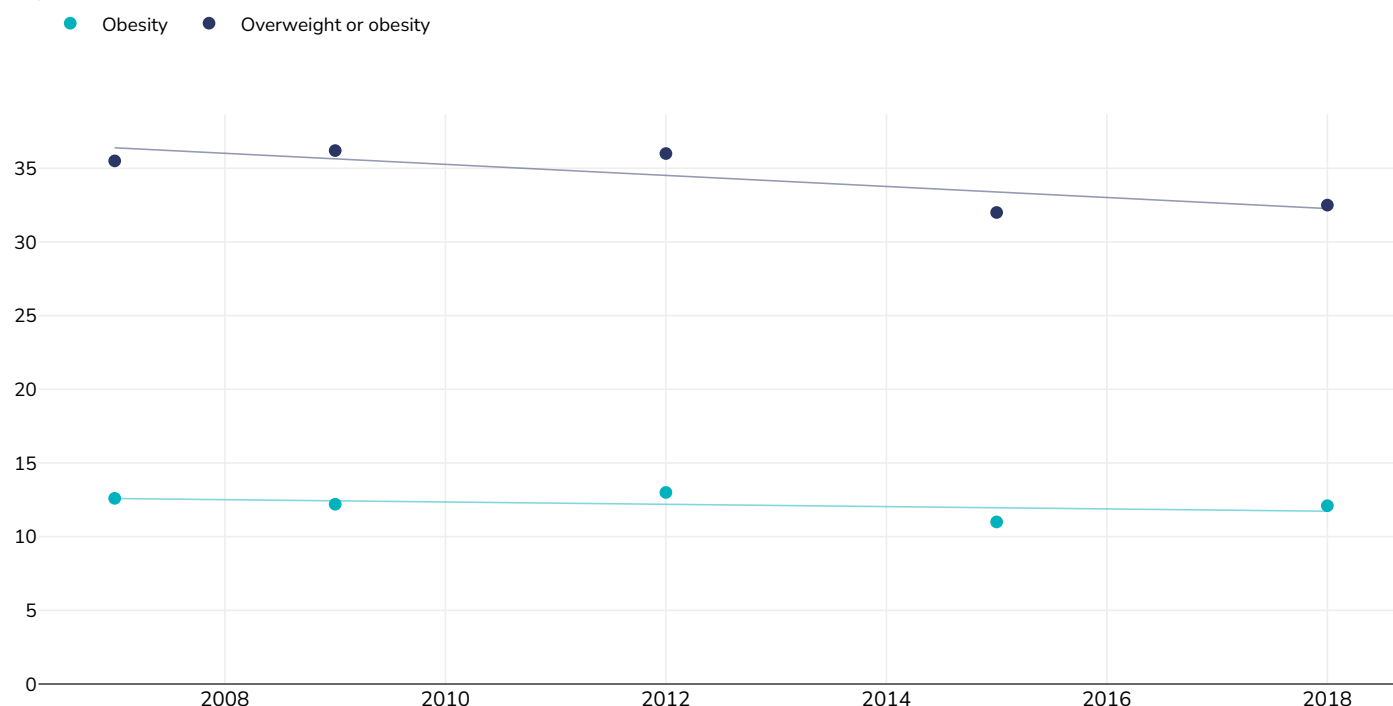
COSI

Definitions:

WHO 2007 cutoffs

Different methodologies may have been used to collect this data and so data from different surveys may not be strictly comparable. Please check with original data sources for methodologies used.

Girls



Survey type:

Measured

References:

- 2007: Wijnhoven, T.M.A., van Raaij, J.M.A., Spinelli, A., Rito, A.I., Hovengen, R., Kunesova, M., Starc, G., Rutter, H., Sjoberg, A., Petrauskiene, A., O'Dwyer, U., Petrova, S., Farrugia Sant'Angelo, V., Wauters, M., Yngve, A., Rubana, I.-M. and Breda, J. (2013), WHO-COSI 2008: weight, height and BMI. *Pediatric Obesity*, 8: 79-97. <https://doi.org/10.1111/j.2047-6310.2012.00090.x>
- 2009: Wijnhoven, T.M., van Raaij, J.M., Spinelli, A. et al. WHO European Childhood Obesity Surveillance Initiative: body mass index and level of overweight among 6-9-year-old children from school year 2007/2008 to school year 2009/2010. *BMC Public Health* 14, 806 (2014). <https://doi.org/10.1186/1471-2458-14-806>
- 2012: World Health Organization. Regional Office for Europe. 2018. WHO European Childhood Obesity Surveillance Initiative: overweight and obesity among 6-9-year-old children: report of the third round of data collection 2012-2013. World Health Organization. Regional Office for Europe. <https://apps.who.int/iris/handle/10665/346108>
- 2015: WHO European Childhood Obesity Surveillance Initiative (COSI): report on the fourth round of data collection, 2015-2017. Copenhagen: WHO Regional Office for Europe; 2021. Licence: CC BY-NC-SA 3.0 IGO.
- 2018: Report on the fifth round of data collection, 2018-2020: WHO European Childhood Obesity Surveillance Initiative (COSI). Copenhagen: WHO Regional Office for Europe; 2022. Licence: CC BY-NC-SA 3.0 IGO.

Notes:

COSI

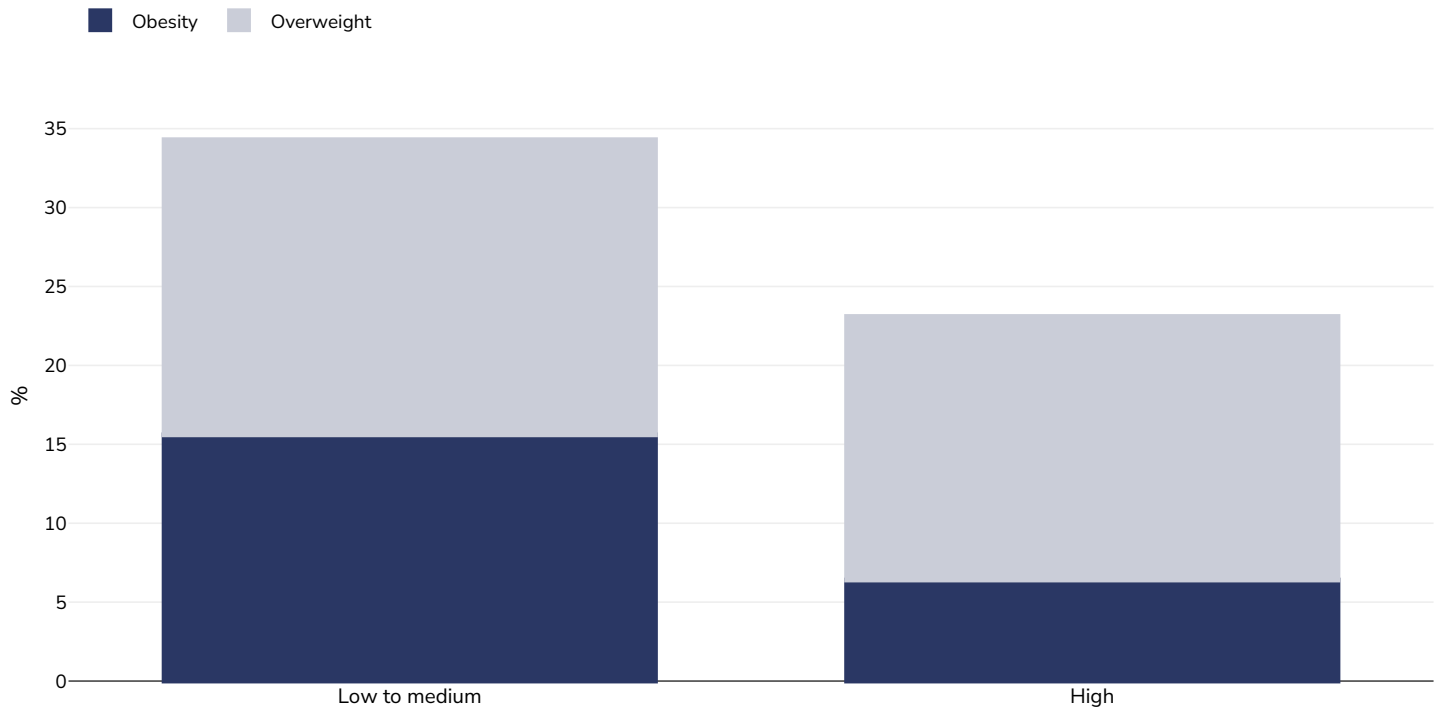
Definitions:

WHO 2007 cutoffs

Different methodologies may have been used to collect this data and so data from different surveys may not be strictly comparable. Please check with original data sources for methodologies used.

Overweight/obesity by education

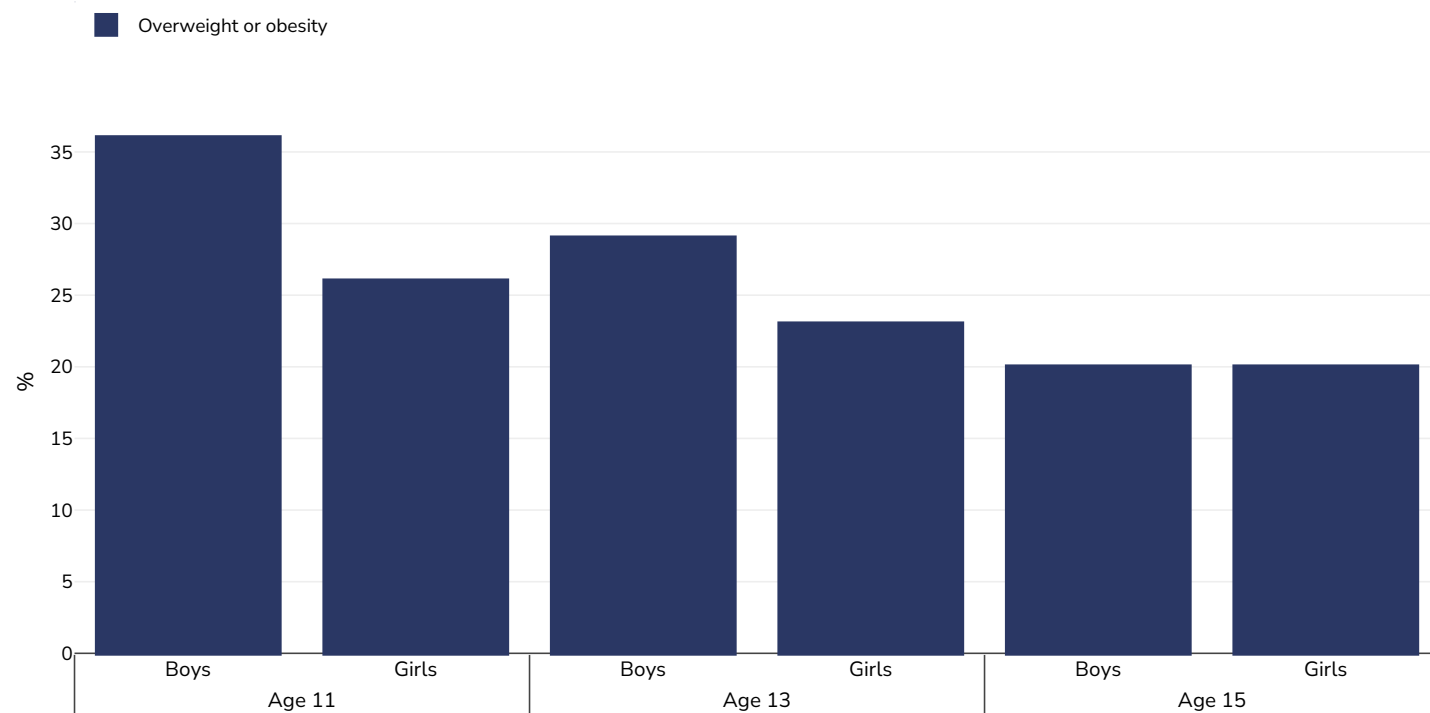
Children, 2022-2024



Survey type:	Measured
Age:	6-9
Sample size:	4483
Area covered:	National
References:	WHO European Childhood Obesity Surveillance Initiative (COSI): report on the sixth round of data collection, 2022– 2024. Copenhagen: WHO Regional Office for Europe; 2025. Licence: CC BY-NC-SA 3.0 IGO.
Definitions:	Level of parental education: (i) low to medium, where both parents have lower education or one parent has lower education and the other has higher education; and (ii) high, where both parents have higher education. Lower education was defined as “primary school or less”, “lower secondary education”, or “upper secondary and post-secondary non-tertiary education”. Higher education included “short-cycle tertiary education or bachelor’s or equivalent level” and “master’s or doctoral or equivalent level”. In single-parent families, parental education was determined based on the educational attainment of the single parent.
Cutoffs:	WHO 2007

Overweight/obesity by age

Children, 2021-2022



Survey type: Self-reported

Area covered: See Report

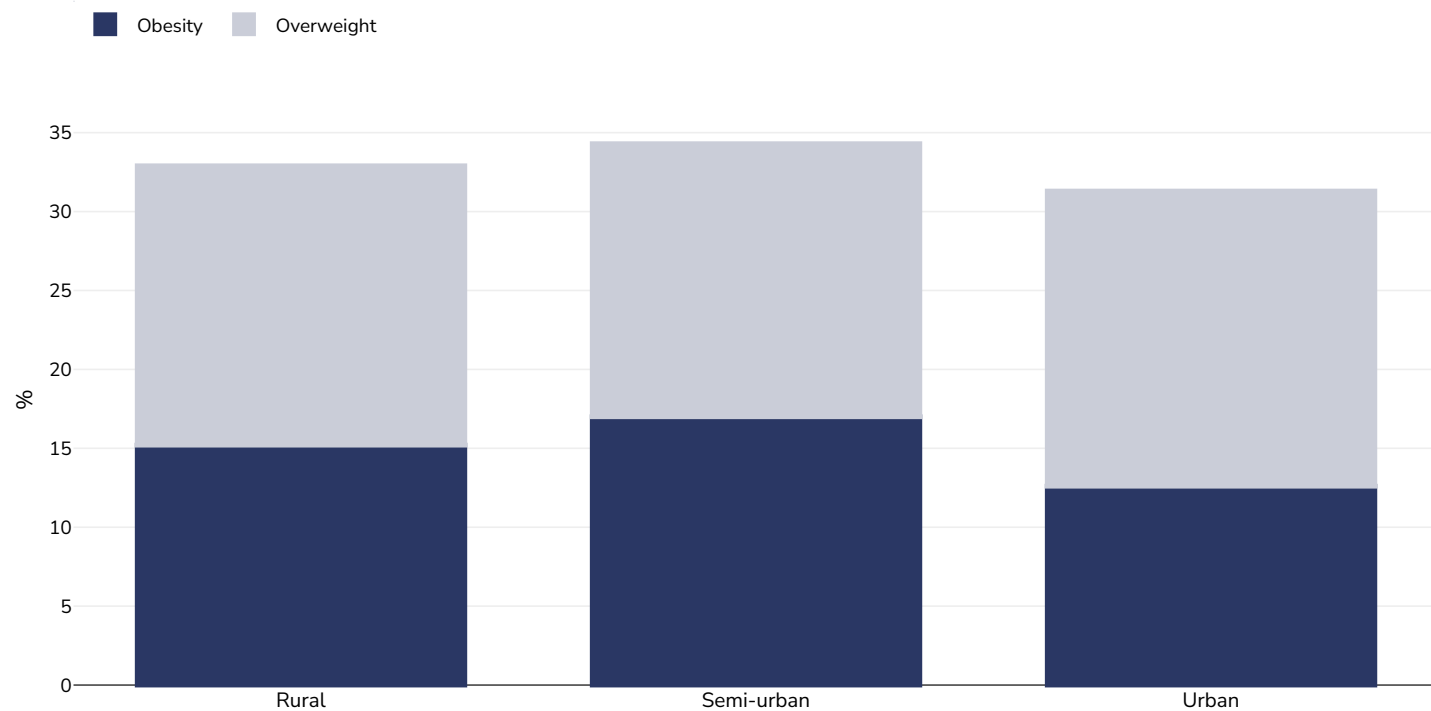
References: RakiÄ? JG, Hamrik Z, Dzielska A, Felder-Puig R, Oja L, Bakalár P et al. A focus on adolescent physical activity, eating behaviours, weight status and body image in Europe, central Asia and Canada. Health Behaviour in School-aged Children (HBSC) international report from the 2021/2022 survey. Volume 4. Copenhagen: WHO Regional Office for Europe; 2024. 'Any translation was not created by the World Health Organization (WHO). WHO is not responsible for the content or accuracy of this translation. The original English edition shall be the binding and authentic edition'

Notes: HBSC aims to survey approximately 1500 pupils per age group in each country or region (totaling around 4500)

Cutoffs: +2SD

Overweight/obesity by region

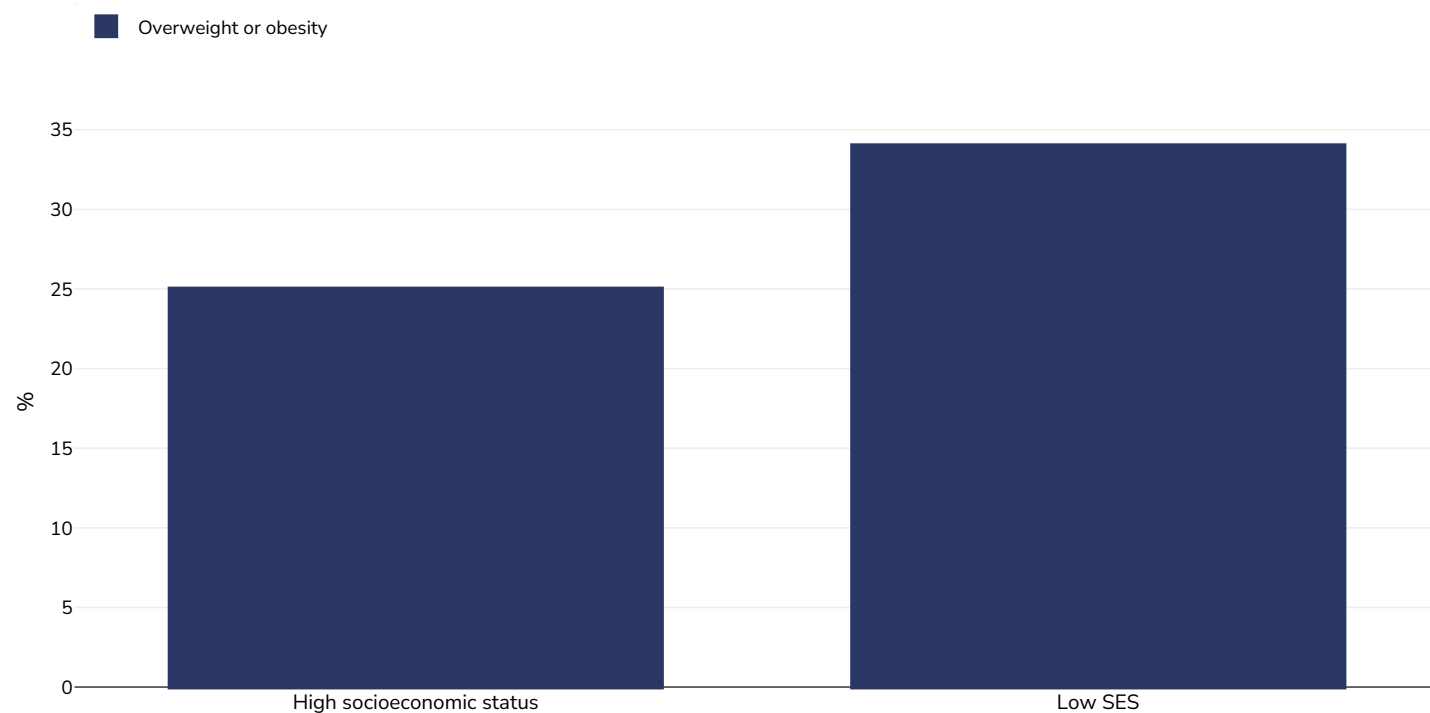
Children, 2021-2022



Survey type:	Measured
Age:	6-8
Sample size:	6205
Area covered:	National
References:	Rito, A. et al. (2023). Childhood Obesity Surveillance Initiative: COSI Portugal 2022. [online] Insa.pt. Available at: https://repositorio.insa.pt/entities/publication/5e4ba9aa-d096-4720-b029-2b3c9910e426 [Accessed 30 May 2025].
Cutoffs:	WHO

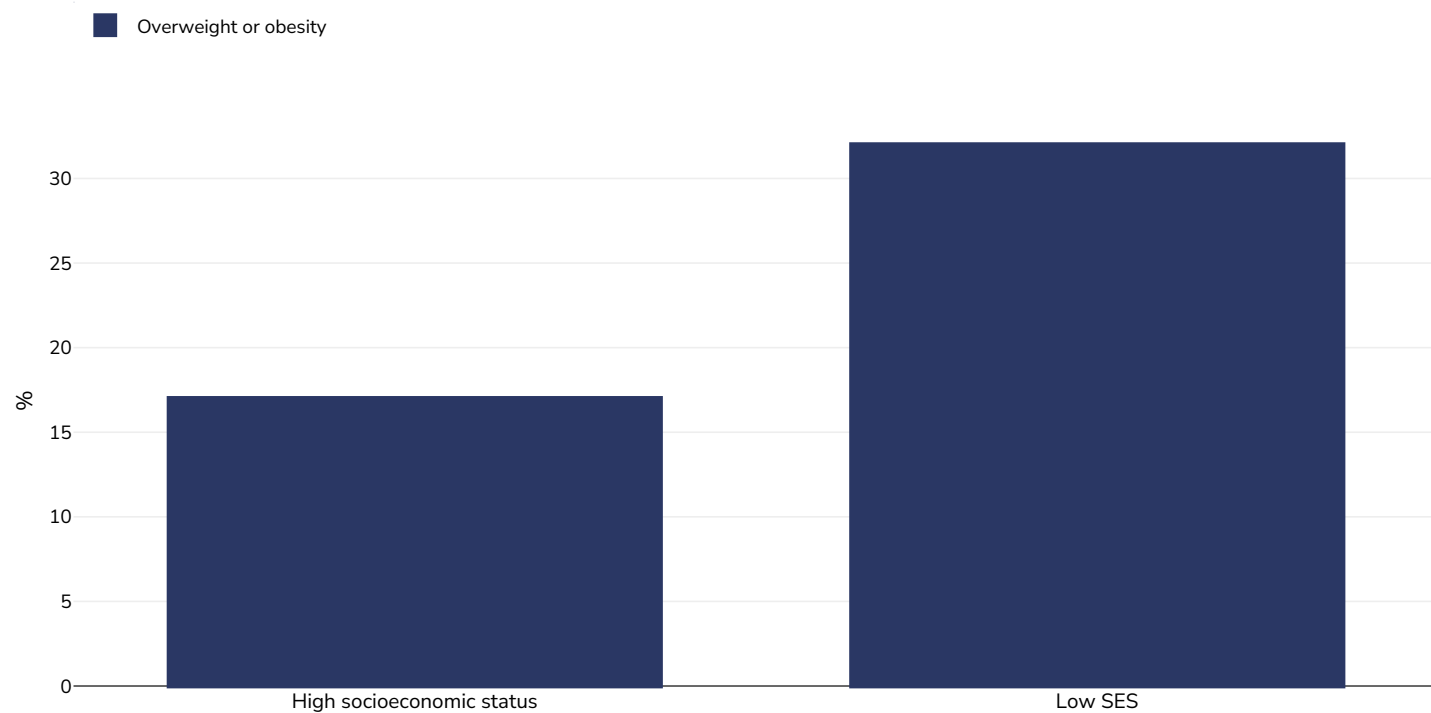
Overweight/obesity by socio-economic group

Boys, 2021-2022



Survey type:	Self-reported
Age:	11-15
References:	Raki? JG, Hamrik Z, Dzielska A, Felder-Puig R, Oja L, Bakalár P et al. A focus on adolescent physical activity, eating behaviours, weight status and body image in Europe, central Asia and Canada. Health Behaviour in School-aged Children (HBSC) international report from the 2021/2022 survey. Volume 4. Copenhagen: WHO Regional Office for Europe; 2024. 'Any translation was not created by the World Health Organization (WHO). WHO is not responsible for the content or accuracy of this translation. The original English edition shall be the binding and authentic edition'
Notes:	Family affluence scale HBSC aims to survey approximately 1500 pupils per age group in each country or region (totaling around 4500)
Cutoffs:	+2SD

Girls, 2021-2022



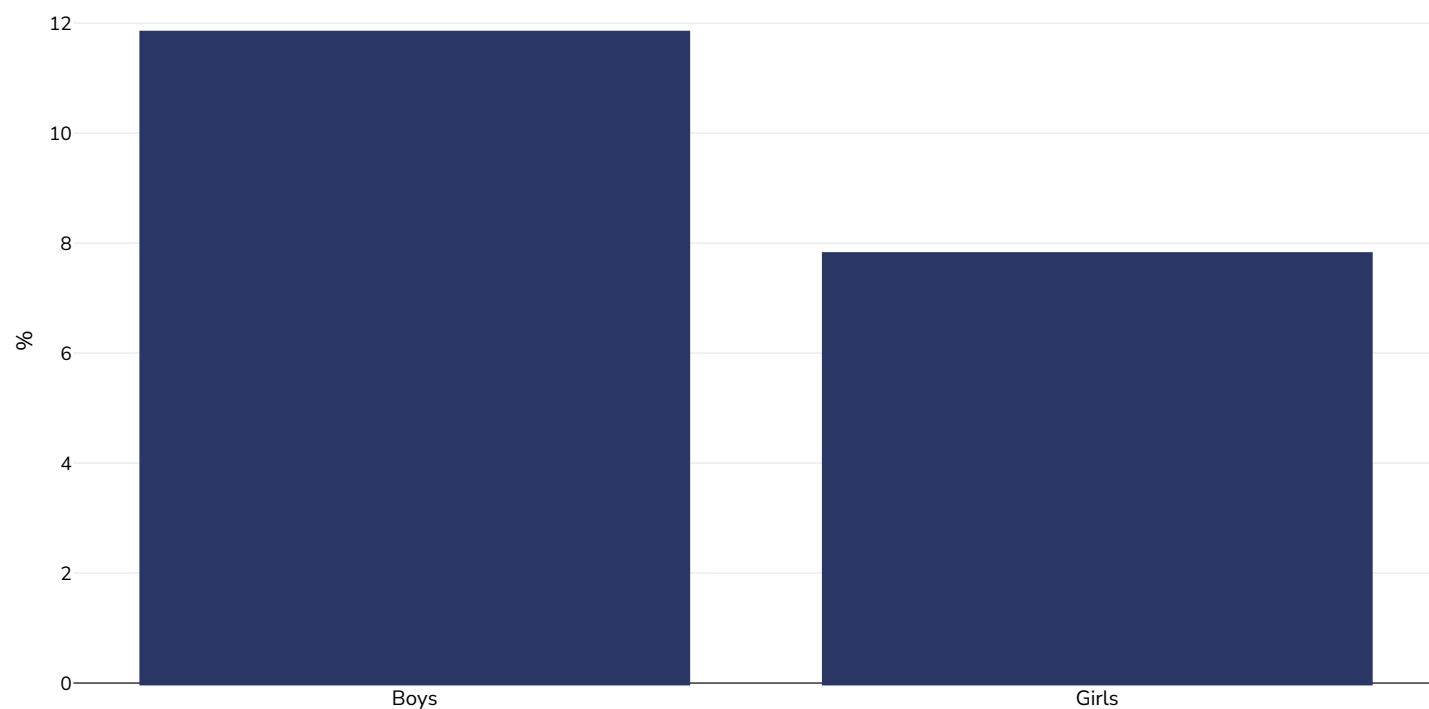
Survey type:	Self-reported
Age:	11-15
References:	Rakić JG, Hamrik Z, Dzielska A, Felder-Puig R, Oja L, Bakalár P et al. A focus on adolescent physical activity, eating behaviours, weight status and body image in Europe, central Asia and Canada. Health Behaviour in School-aged Children (HBSC) international report from the 2021/2022 survey. Volume 4. Copenhagen: WHO Regional Office for Europe; 2024. 'Any translation was not created by the World Health Organization (WHO). WHO is not responsible for the content or accuracy of this translation. The original English edition shall be the binding and authentic edition'
Notes:	Family affluence scale HBSC aims to survey approximately 1500 pupils per age group in each country or region (totaling around 4500)
Cutoffs:	+2SD

Overweight/obesity by ethnicity

Ethnic groups are as defined by publication of origin and are not as defined by WOF. In some instances ethnicity is conflated with nationality and/or race.

Double burden of underweight & overweight

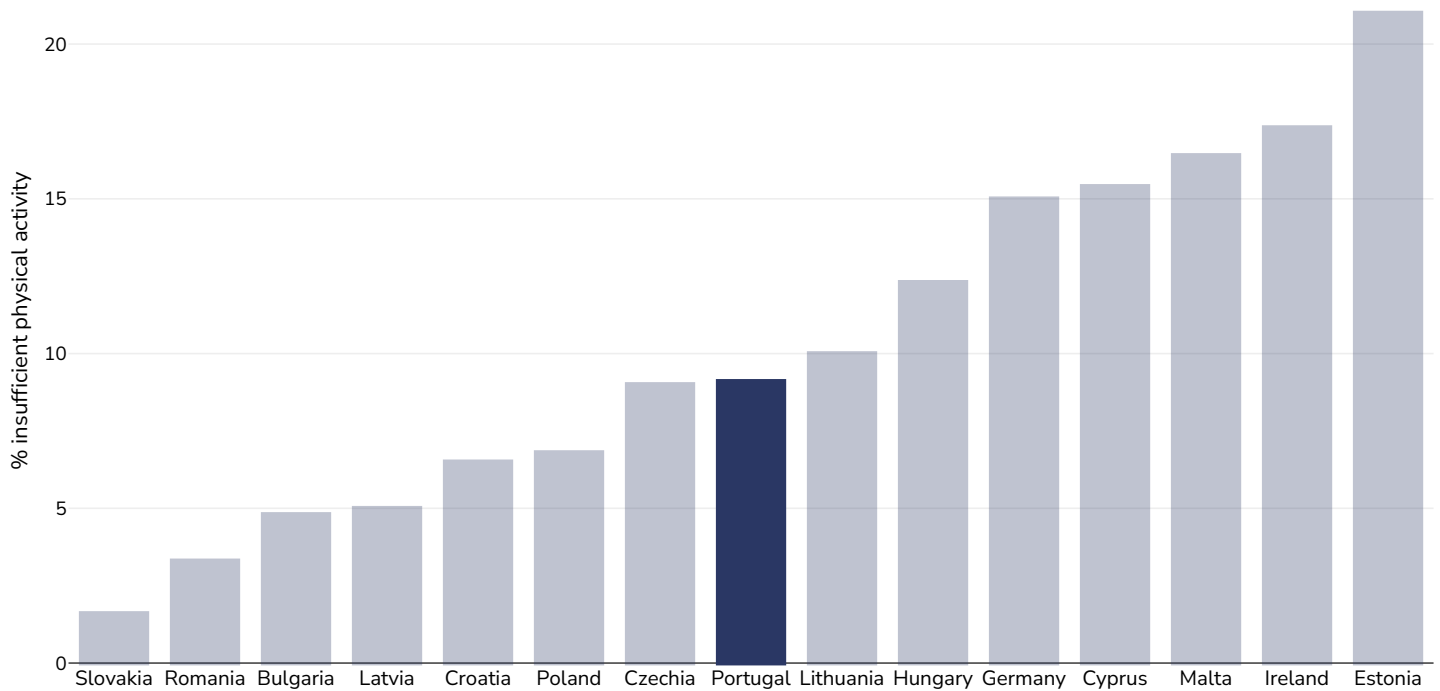
Children, 2022



Survey type:	Measured
Age:	5-19
References:	NCD Risk Factor Collaboration (NCD-RisC). Worldwide trends in underweight and obesity from 1990 to 2022: a pooled analysis of 3663 population representative studies with 222 million children, adolescents, and adults. Lancet 2024; published online Feb 29. https://doi.org/10.1016/S0140-6736(23)02750-2 .
Notes:	Age standardised estimates
Definitions:	Combined prevalence of BMI < -2SD and BMI > 2SD (double burden of thinness and obesity)
Cutoffs:	BMI < -2SD and BMI > 2SD

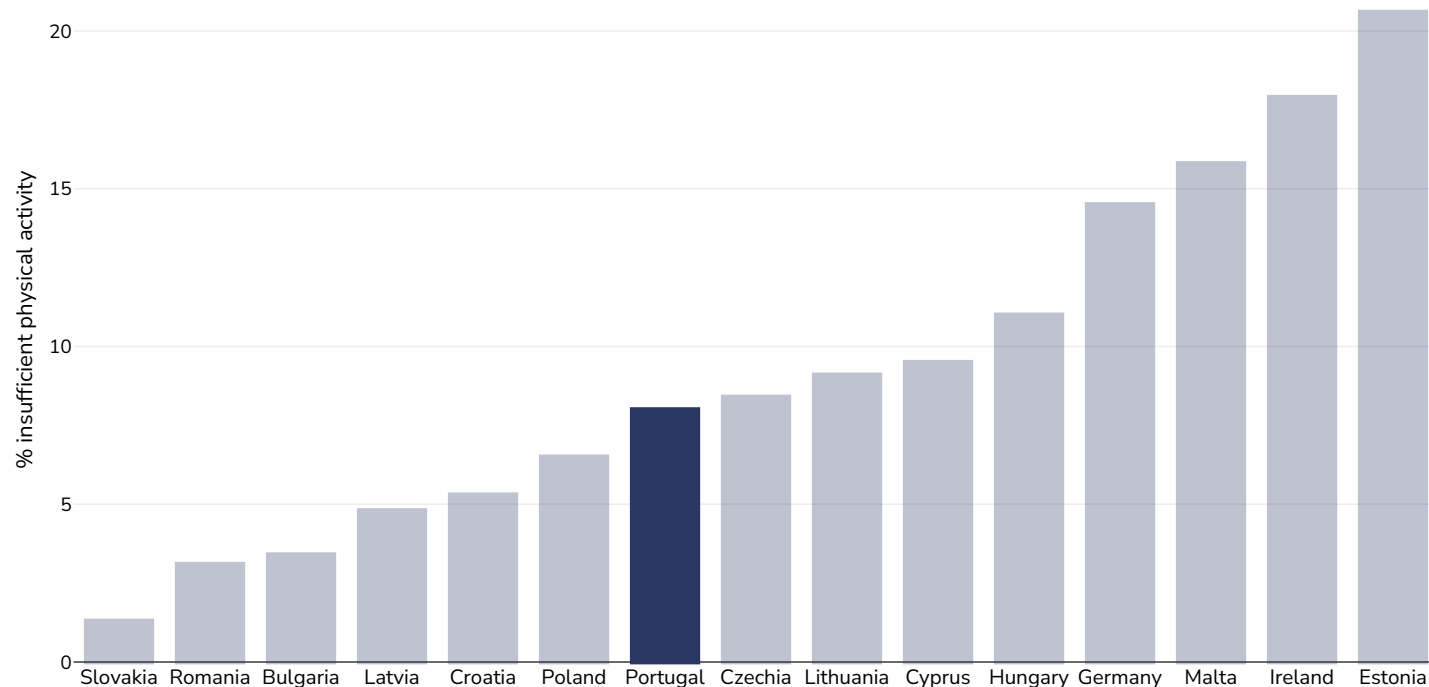
Insufficient physical activity

Children, 2022-2024



Survey type:	Self-reported
Age:	6-9
Sample size:	3876
Area covered:	National
References:	WHO European Childhood Obesity Surveillance Initiative (COSI): report on the sixth round of data collection, 2022– 2024. Copenhagen: WHO Regional Office for Europe; 2025. Licence: CC BY-NC-SA 3.0 IGO.
Notes:	National data excluding Germany (Bremen only) and Kazakhstan (Almaty only).
Definitions:	Percentage of children not meeting WHO recommendations for physical activity, i.e. not playing actively/vigorously for at least one hour a day on an average day, as reported by their parent

Boys, 2022-2024



Survey type: Self-reported

Age: 6-9

Sample size: 3876

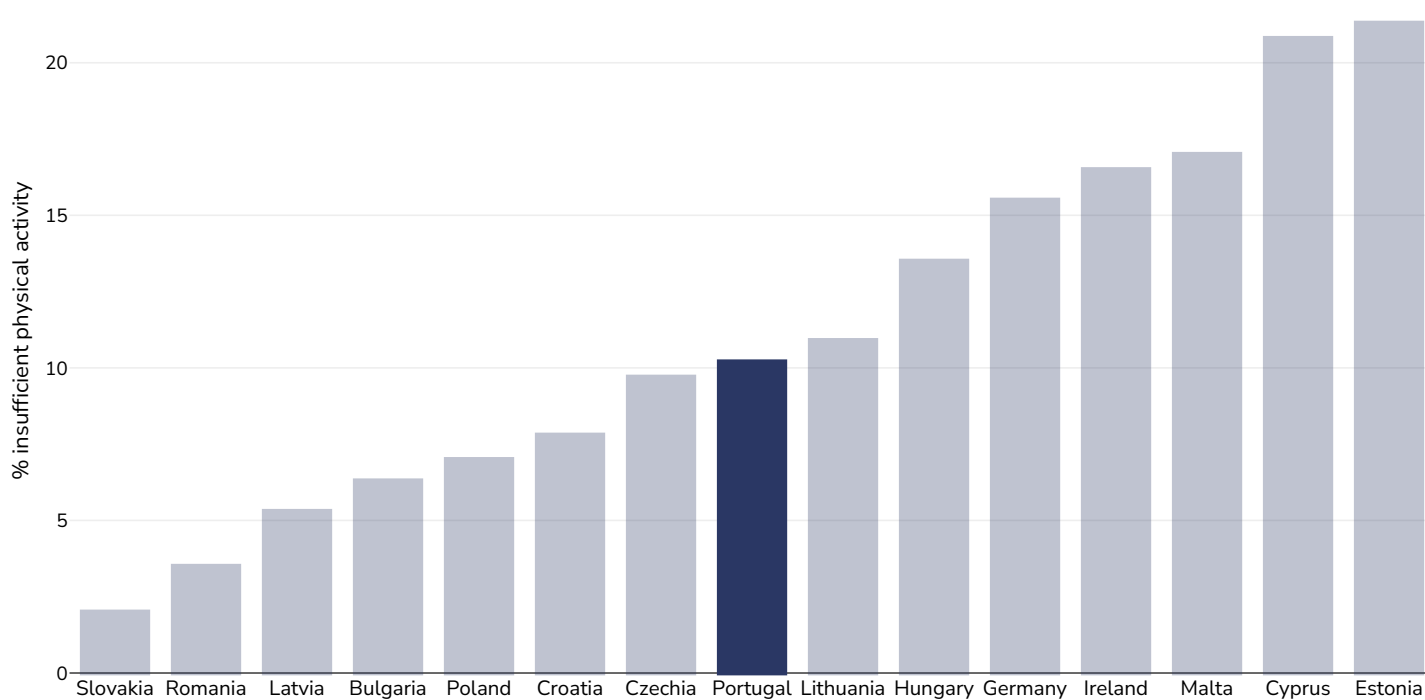
Area covered: National

References: WHO European Childhood Obesity Surveillance Initiative (COSI): report on the sixth round of data collection, 2022– 2024. Copenhagen: WHO Regional Office for Europe; 2025. Licence: CC BY-NC-SA 3.0 IGO.

Notes: National data excluding Germany (Bremen only) and Kazakhstan (Almaty only).

Definitions: Percentage of children not meeting WHO recommendations for physical activity, i.e. not playing actively/vigorously for at least one hour a day on an average day, as reported by their parent

Girls, 2022-2024



Survey type: Self-reported

Age: 6-9

Sample size: 3876

Area covered: National

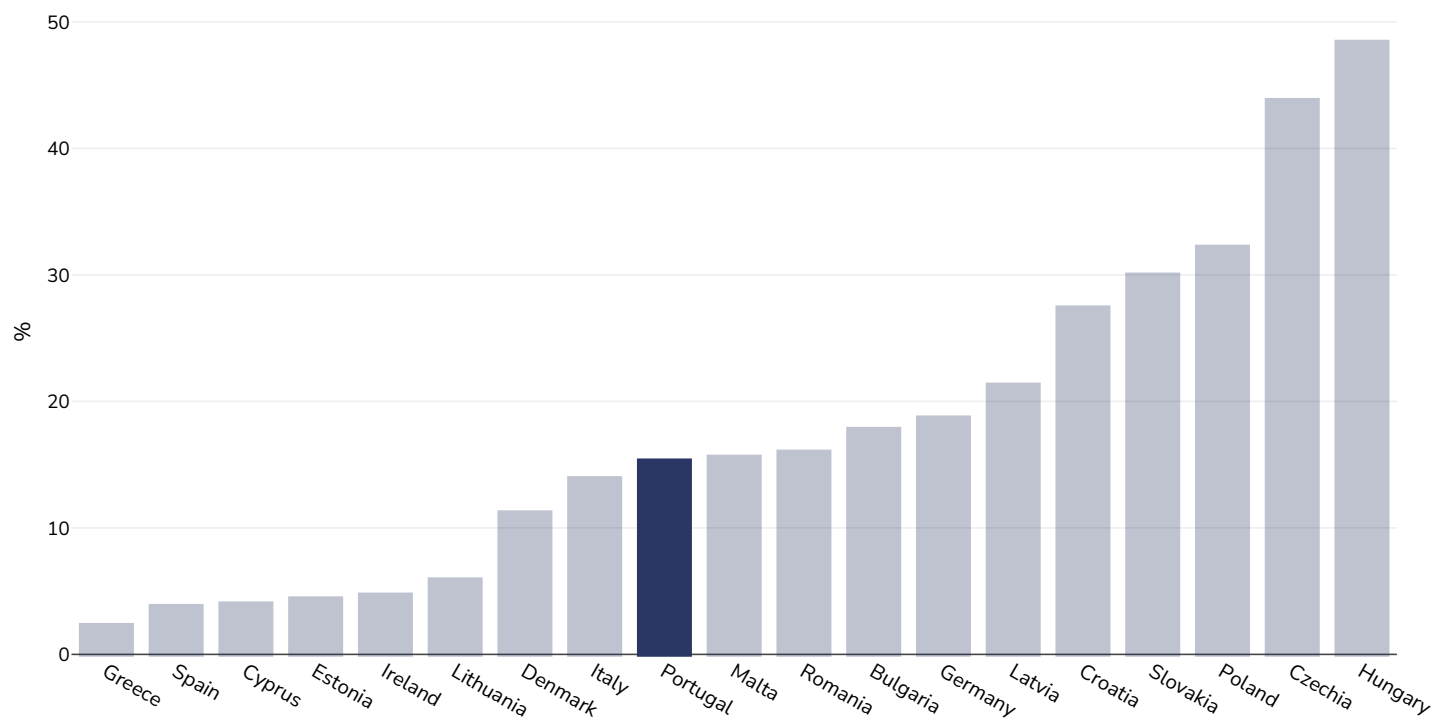
References: WHO European Childhood Obesity Surveillance Initiative (COSI): report on the sixth round of data collection, 2022– 2024. Copenhagen: WHO Regional Office for Europe; 2025. Licence: CC BY-NC-SA 3.0 IGO.

Notes: National data excluding Germany (Bremen only) and Kazakhstan (Almaty only).

Definitions: Percentage of children not meeting WHO recommendations for physical activity, i.e. not playing actively/vigorously for at least one hour a day on an average day, as reported by their parent

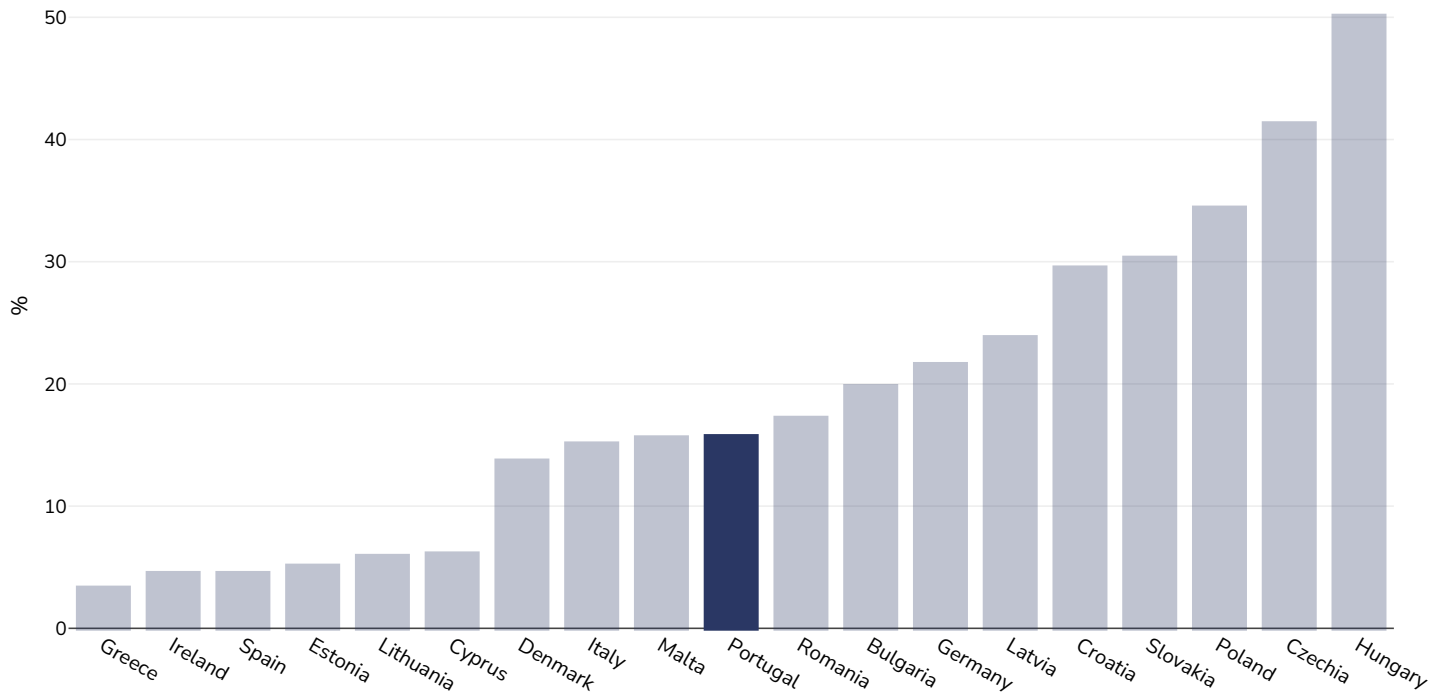
Prevalence of at least daily soft drink consumption

Children, 2022-2024



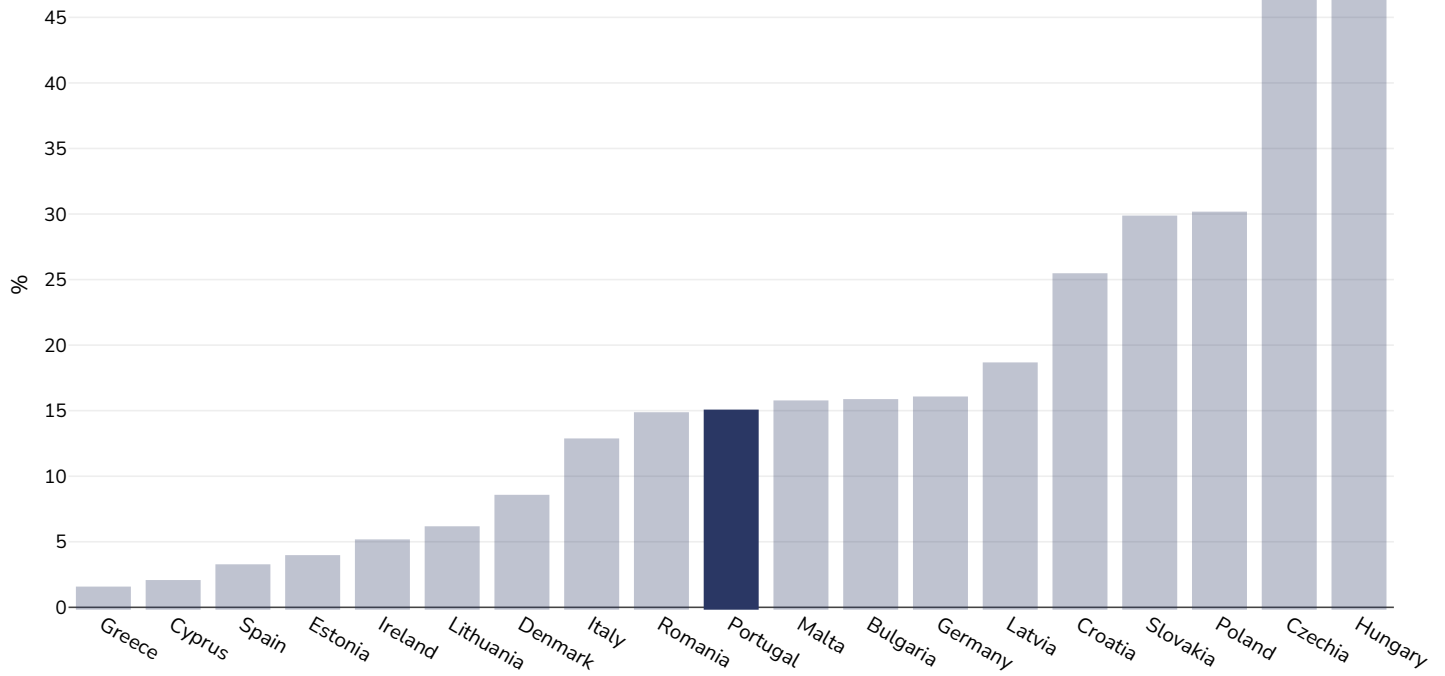
Survey type:	Self-reported
Age:	6-9
Sample size:	4941
Area covered:	National
References:	WHO European Childhood Obesity Surveillance Initiative (COSI): report on the sixth round of data collection, 2022– 2024. Copenhagen: WHO Regional Office for Europe; 2025. Licence: CC BY-NC-SA 3.0 IGO.
Notes:	National data excluding Germany (Bremen only) and Kazakhstan (Almaty only)
Definitions:	Prevalence of daily consumption of soft drinks containing sugar, as reported by the child's parent (%)

Boys, 2022-2024



Survey type:	Self-reported
Age:	6-9
Sample size:	4941
Area covered:	National
References:	WHO European Childhood Obesity Surveillance Initiative (COSI): report on the sixth round of data collection, 2022– 2024. Copenhagen: WHO Regional Office for Europe; 2025. Licence: CC BY-NC-SA 3.0 IGO.
Notes:	National data excluding Germany (Bremen only) and Kazakhstan (Almaty only)
Definitions:	Prevalence of daily consumption of soft drinks containing sugar, as reported by the child's parent (%)

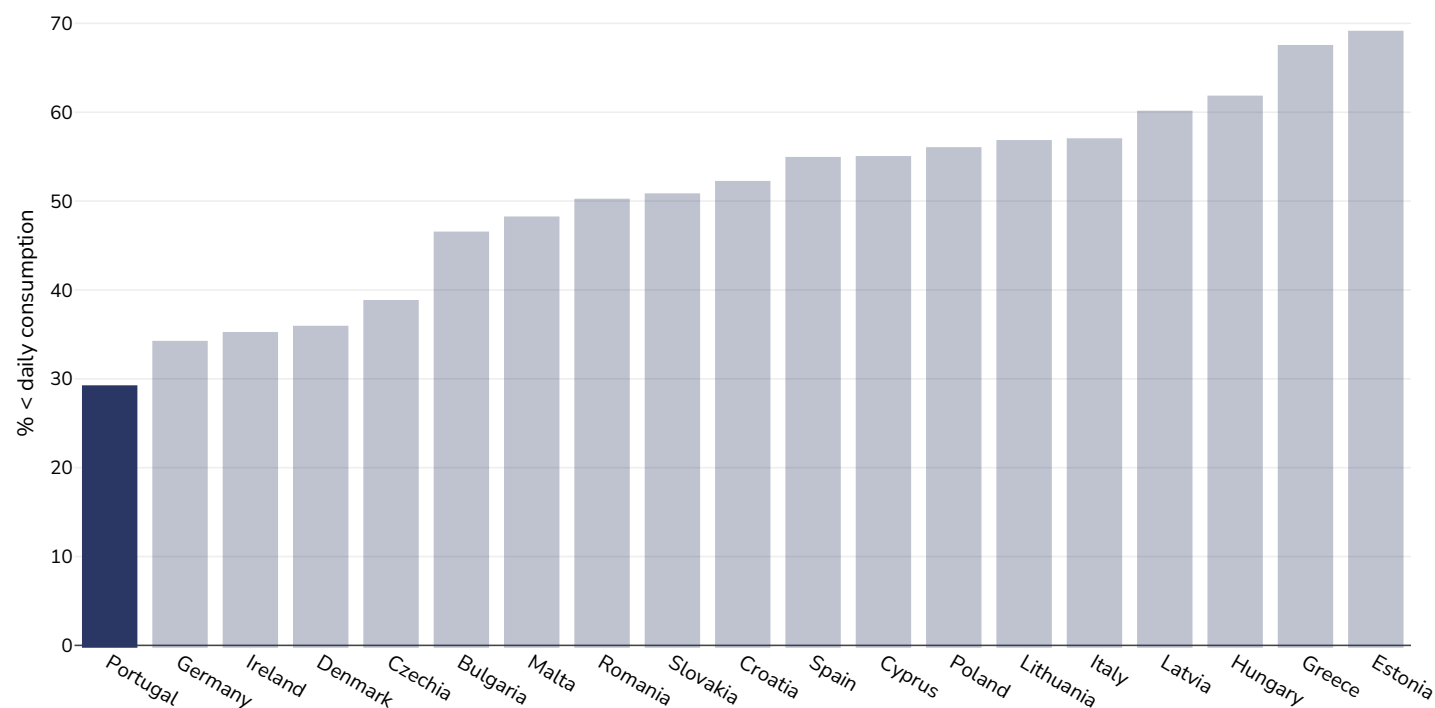
Girls, 2022-2024



Survey type:	Self-reported
Age:	6-9
Sample size:	4941
Area covered:	National
References:	WHO European Childhood Obesity Surveillance Initiative (COSI): report on the sixth round of data collection, 2022– 2024. Copenhagen: WHO Regional Office for Europe; 2025. Licence: CC BY-NC-SA 3.0 IGO.
Notes:	National data excluding Germany (Bremen only) and Kazakhstan (Almaty only)
Definitions:	Prevalence of daily consumption of soft drinks containing sugar, as reported by the child's parent (%)

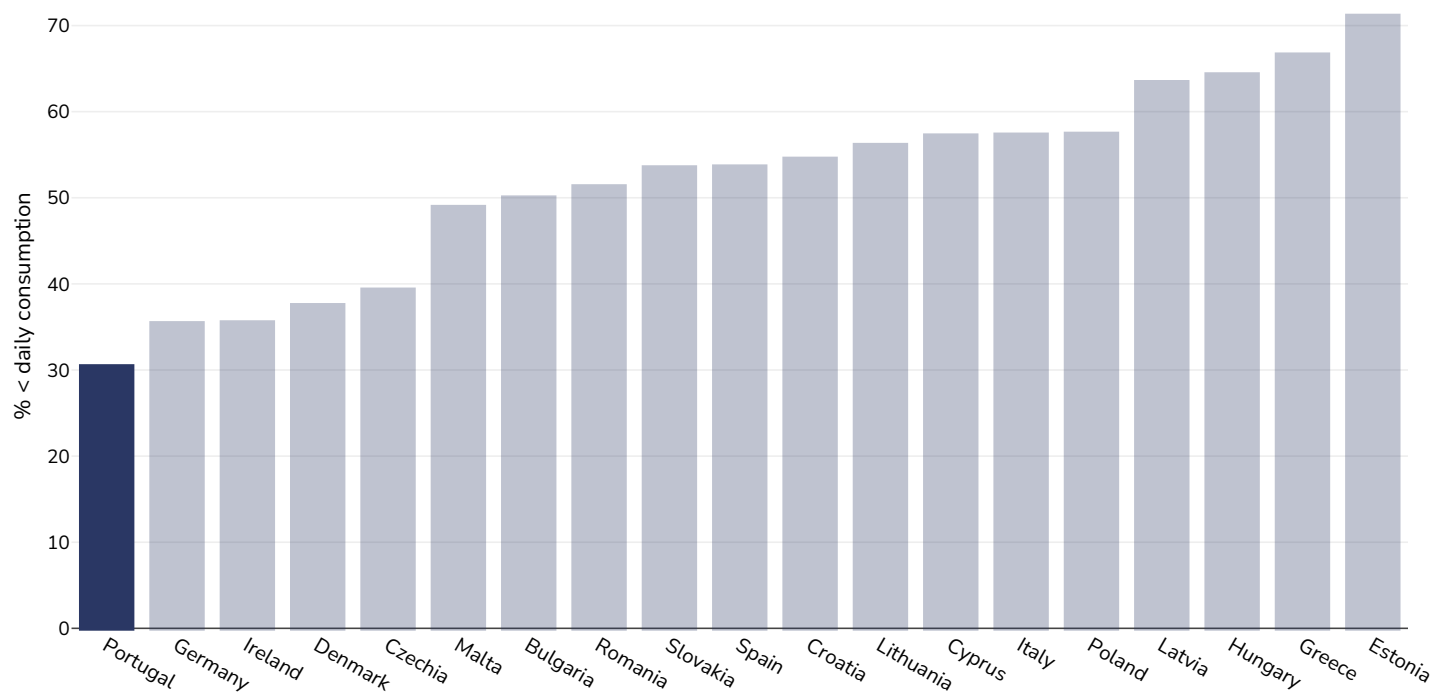
Prevalence of less than daily fruit consumption

Children, 2022-2024



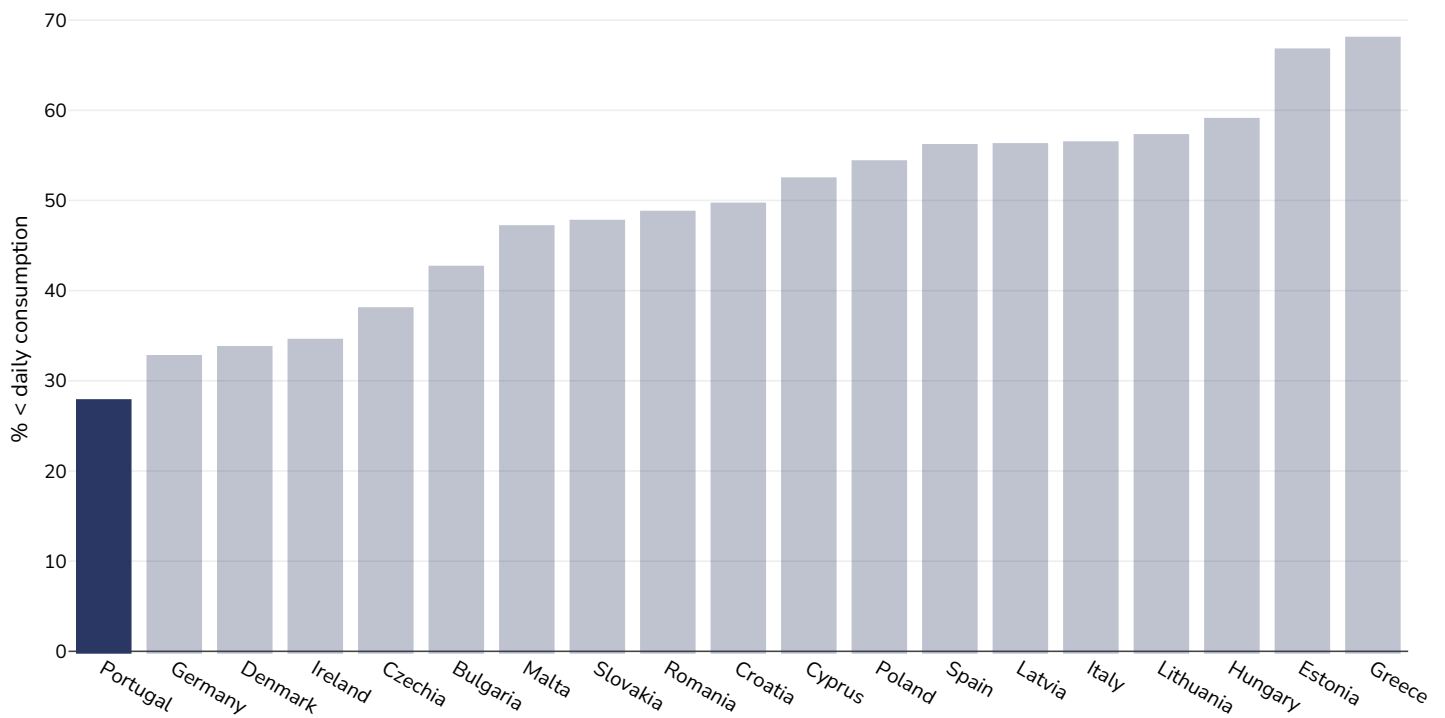
Survey type:	Self-reported
Age:	6-9
Sample size:	4967
Area covered:	National
References:	WHO European Childhood Obesity Surveillance Initiative (COSI): report on the sixth round of data collection, 2022–2024. Copenhagen: WHO Regional Office for Europe; 2025. Licence: CC BY-NC-SA 3.0 IGO.
Notes:	National data excluding Germany (Bremen only) and Kazakhstan (Almaty only).
Definitions:	Proportion of children whose parents reported that their child consumes fruit less than daily

Boys, 2022-2024



Survey type:	Self-reported
Age:	6-9
Sample size:	4967
Area covered:	National
References:	WHO European Childhood Obesity Surveillance Initiative (COSI): report on the sixth round of data collection, 2022– 2024. Copenhagen: WHO Regional Office for Europe; 2025. Licence: CC BY-NC-SA 3.0 IGO.
Notes:	National data excluding Germany (Bremen only) and Kazakhstan (Almaty only).
Definitions:	Proportion of children whose parents reported that their child consumes fruit less than daily

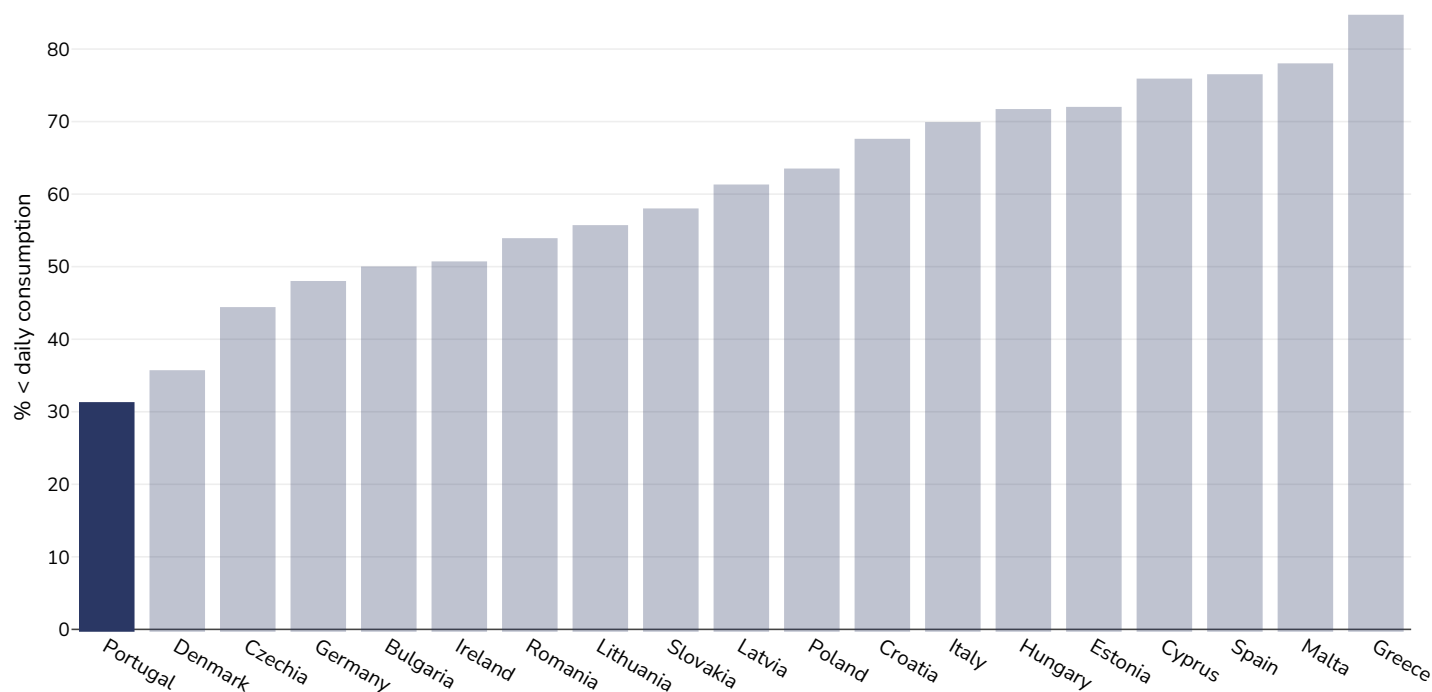
Girls, 2022-2024



Survey type:	Self-reported
Age:	6-9
Sample size:	4967
Area covered:	National
References:	WHO European Childhood Obesity Surveillance Initiative (COSI): report on the sixth round of data collection, 2022– 2024. Copenhagen: WHO Regional Office for Europe; 2025. Licence: CC BY-NC-SA 3.0 IGO.
Notes:	National data excluding Germany (Bremen only) and Kazakhstan (Almaty only).
Definitions:	Proportion of children whose parents reported that their child consumes fruit less than daily

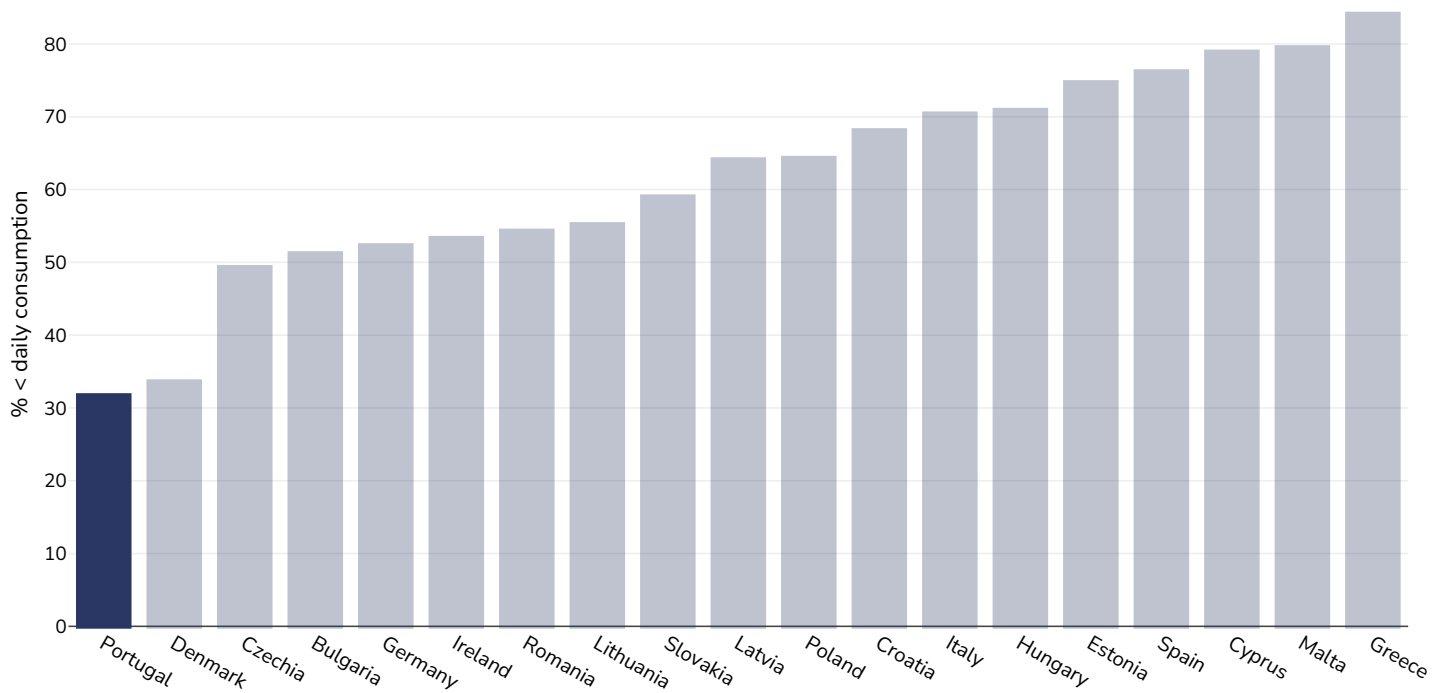
Prevalence of less than daily vegetable consumption

Children, 2022-2024



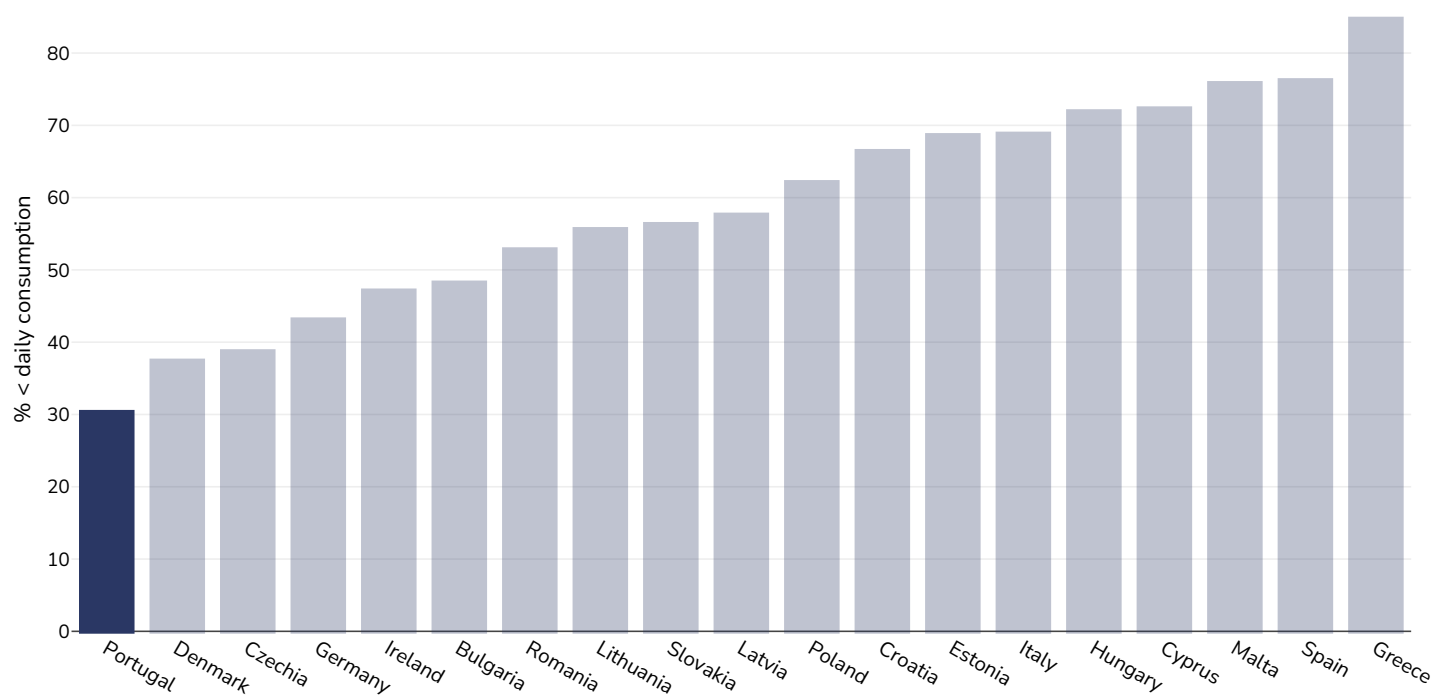
Survey type:	Self-reported
Age:	6-9
Sample size:	4951
Area covered:	National
References:	WHO European Childhood Obesity Surveillance Initiative (COSI): report on the sixth round of data collection, 2022– 2024. Copenhagen: WHO Regional Office for Europe; 2025. Licence: CC BY-NC-SA 3.0 IGO.
Notes:	National data excluding Germany (Bremen only) and Kazakhstan (Almaty only).
Definitions:	Proportion of children whose parents reported that their child consumes vegetables less than daily

Boys, 2022-2024



Survey type:	Self-reported
Age:	6-9
Sample size:	4951
Area covered:	National
References:	WHO European Childhood Obesity Surveillance Initiative (COSI): report on the sixth round of data collection, 2022– 2024. Copenhagen: WHO Regional Office for Europe; 2025. Licence: CC BY-NC-SA 3.0 IGO.
Notes:	National data excluding Germany (Bremen only) and Kazakhstan (Almaty only).
Definitions:	Proportion of children whose parents reported that their child consumes vegetables less than daily

Girls, 2022-2024



Survey type: Self-reported

Age: 6-9

Sample size: 4951

Area covered: National

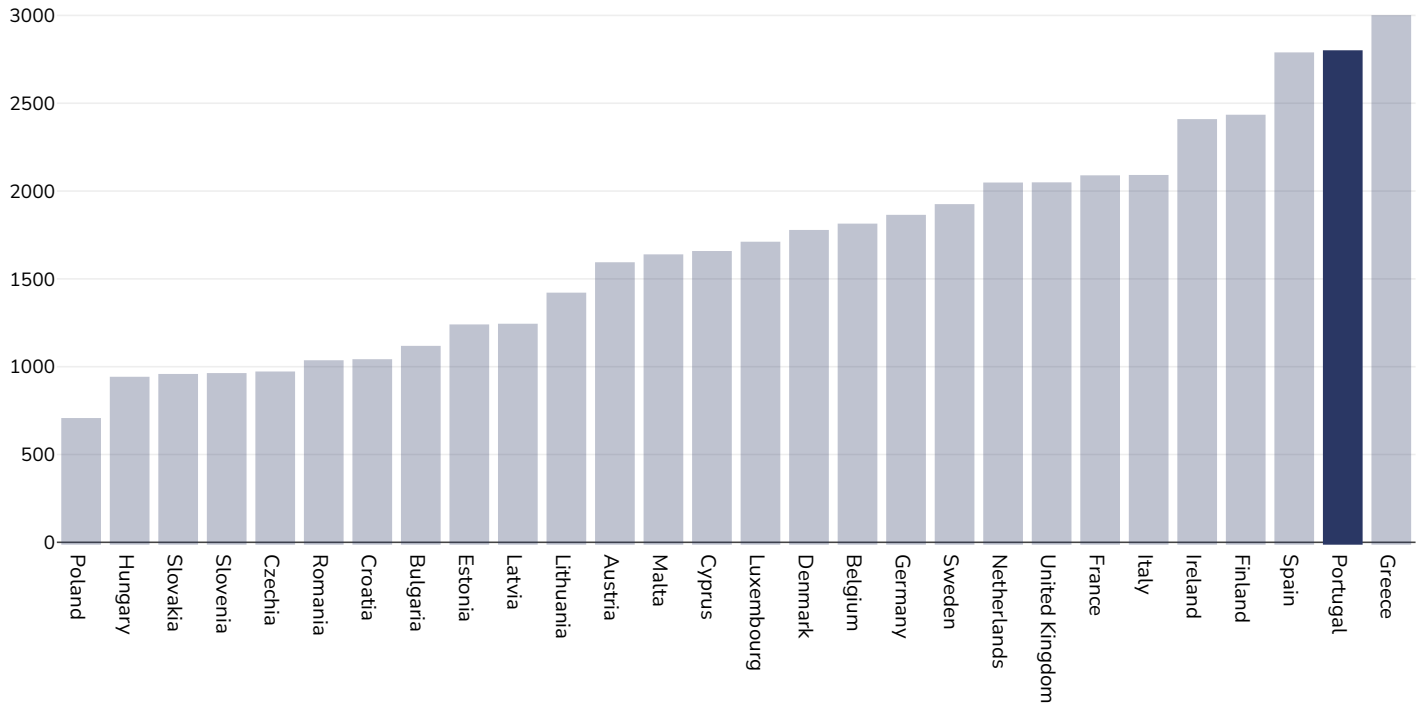
References: WHO European Childhood Obesity Surveillance Initiative (COSI): report on the sixth round of data collection, 2022– 2024. Copenhagen: WHO Regional Office for Europe; 2025. Licence: CC BY-NC-SA 3.0 IGO.

Notes: National data excluding Germany (Bremen only) and Kazakhstan (Almaty only).

Definitions: Proportion of children whose parents reported that their child consumes vegetables less than daily

Mental health - depression disorders

Children, 2021

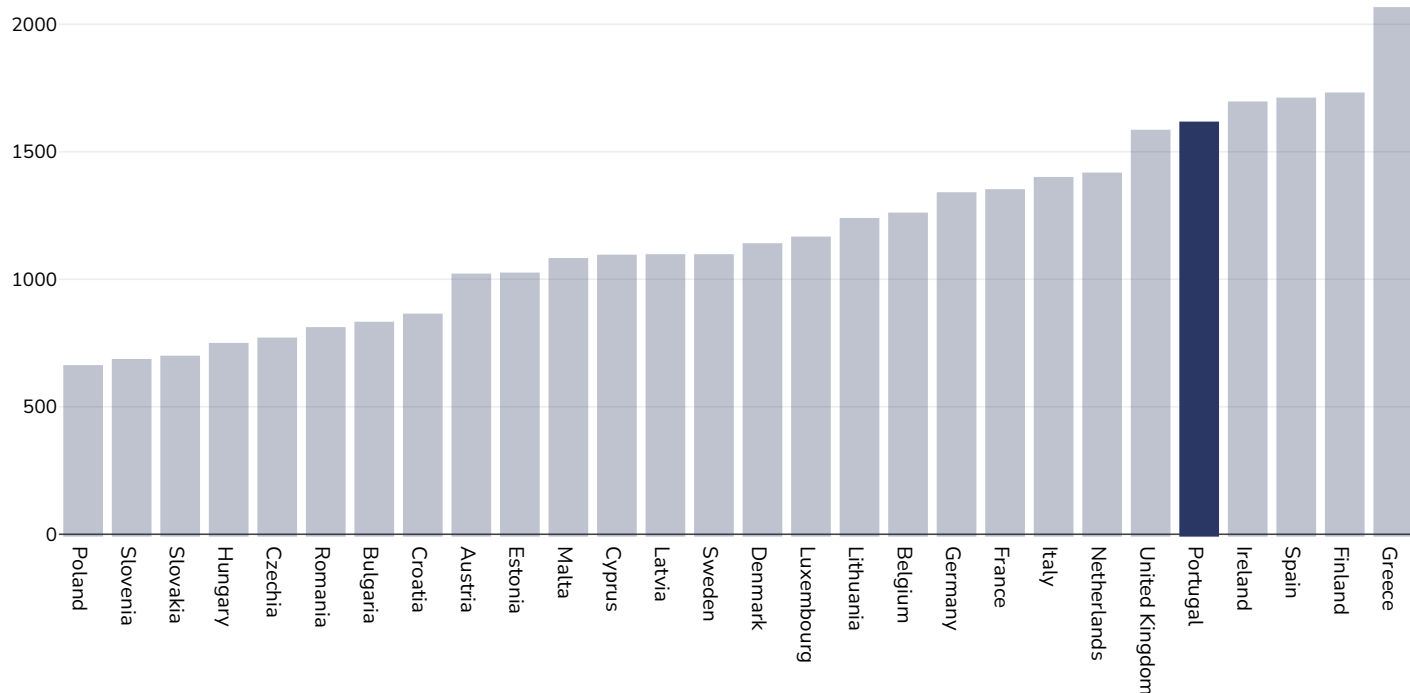


Area covered: National

References: Institute for Health Metrics and Evaluation (IHME). GBD Compare Data Visualization. Global Burden of Disease (GBD) Study 2021. Seattle, WA: IHME, University of Washington, 2023. Available from <http://vizhub.healthdata.org/gbd-compare>. (Last accessed 23.04.25)

Definitions: Number living with depressive disorder per 100,000 population (Under 20 years of age)

Boys, 2021



Area covered:

National

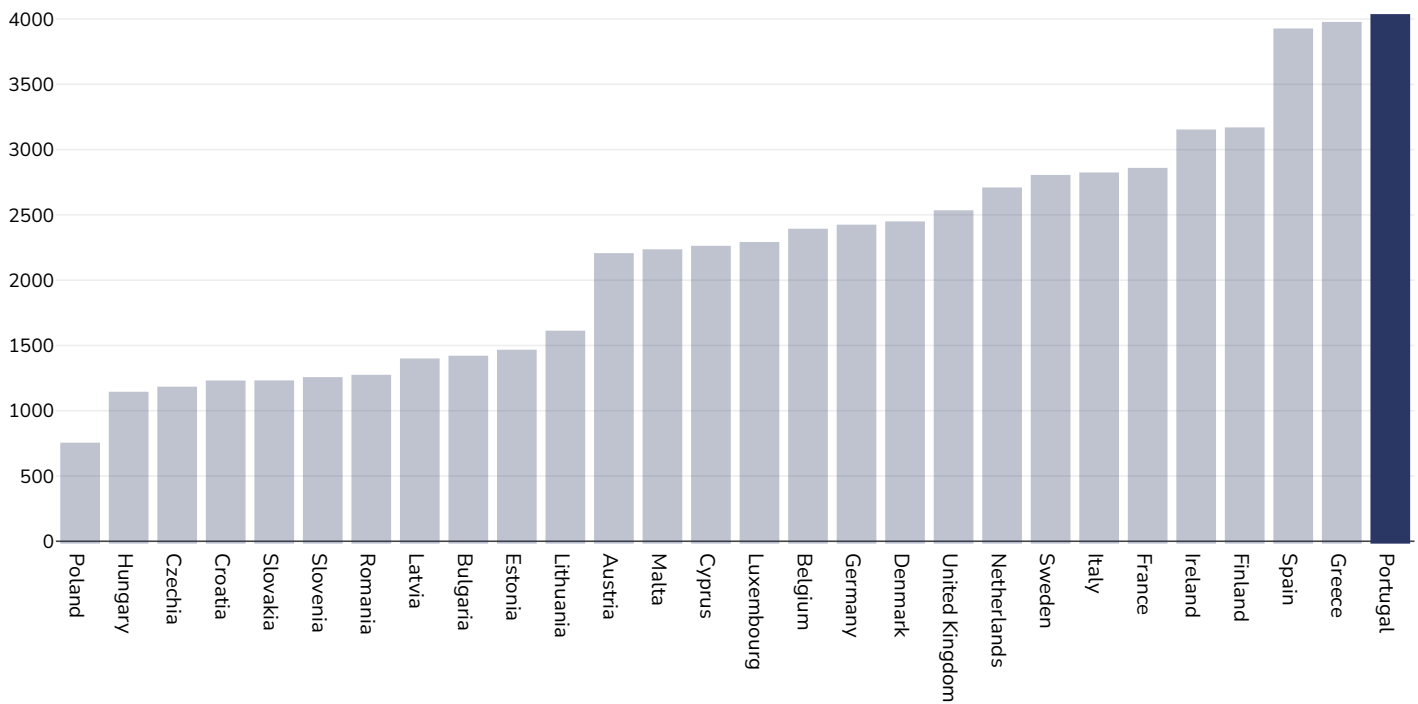
References:

Institute for Health Metrics and Evaluation (IHME). GBD Compare Data Visualization. Global Burden of Disease (GBD) Study 2021. Seattle, WA: IHME, University of Washington, 2023. Available from <http://vizhub.healthdata.org/gbd-compare>. (Last accessed 23.04.25)

Definitions:

Number living with depressive disorder per 100,000 population (Under 20 years of age)

Girls, 2021



Area covered:

National

References:

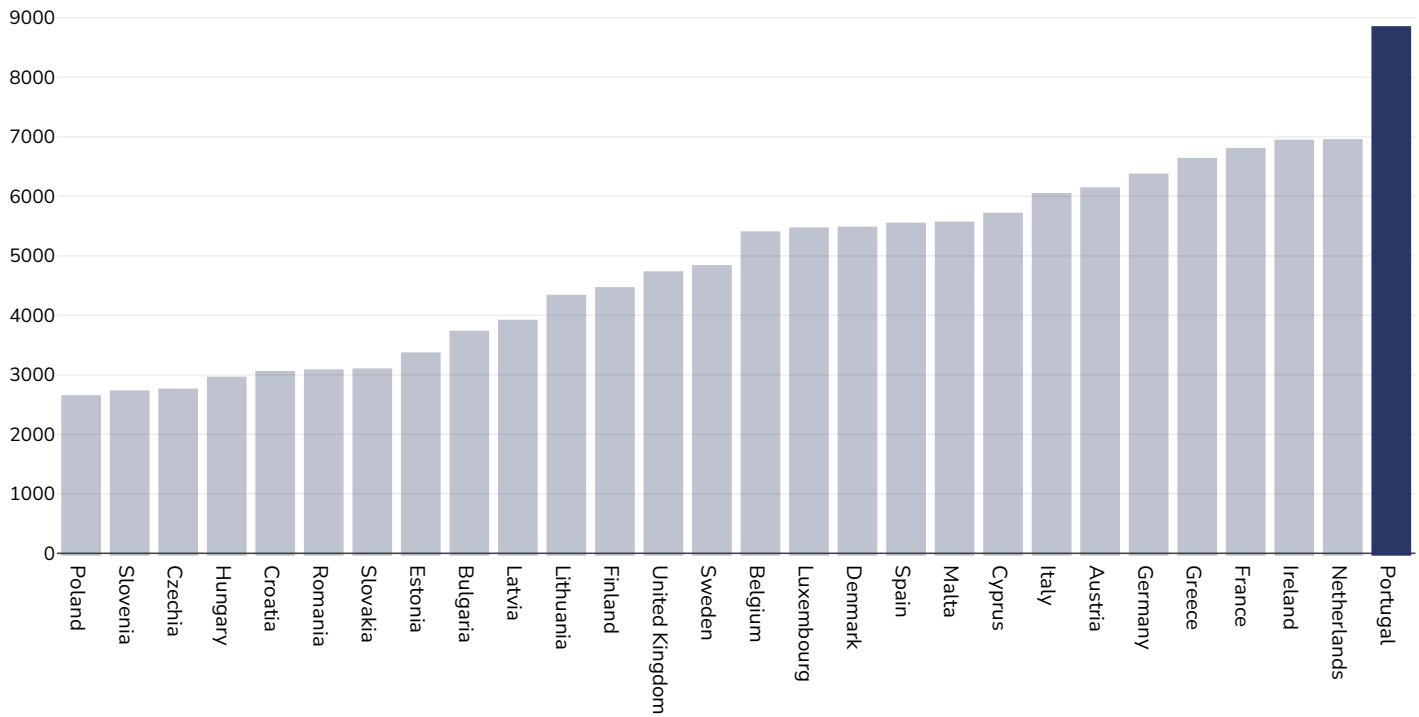
Institute for Health Metrics and Evaluation (IHME). GBD Compare Data Visualization. Global Burden of Disease (GBD) Study 2021. Seattle, WA: IHME, University of Washington, 2023. Available from <http://vizhub.healthdata.org/gbd-compare>. (Last accessed 23.04.25)

Definitions:

Number living with depressive disorder per 100,000 population (Under 20 years of age)

Mental health - anxiety disorders

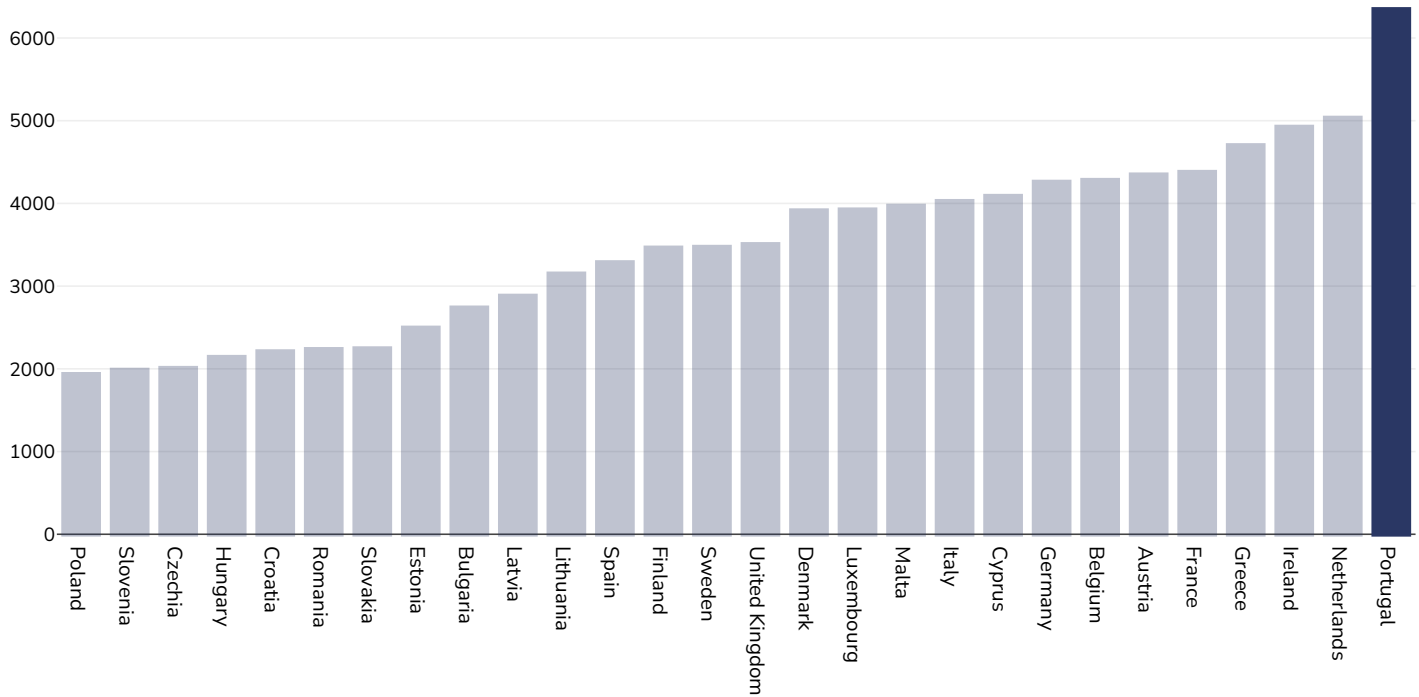
Children, 2021



References:

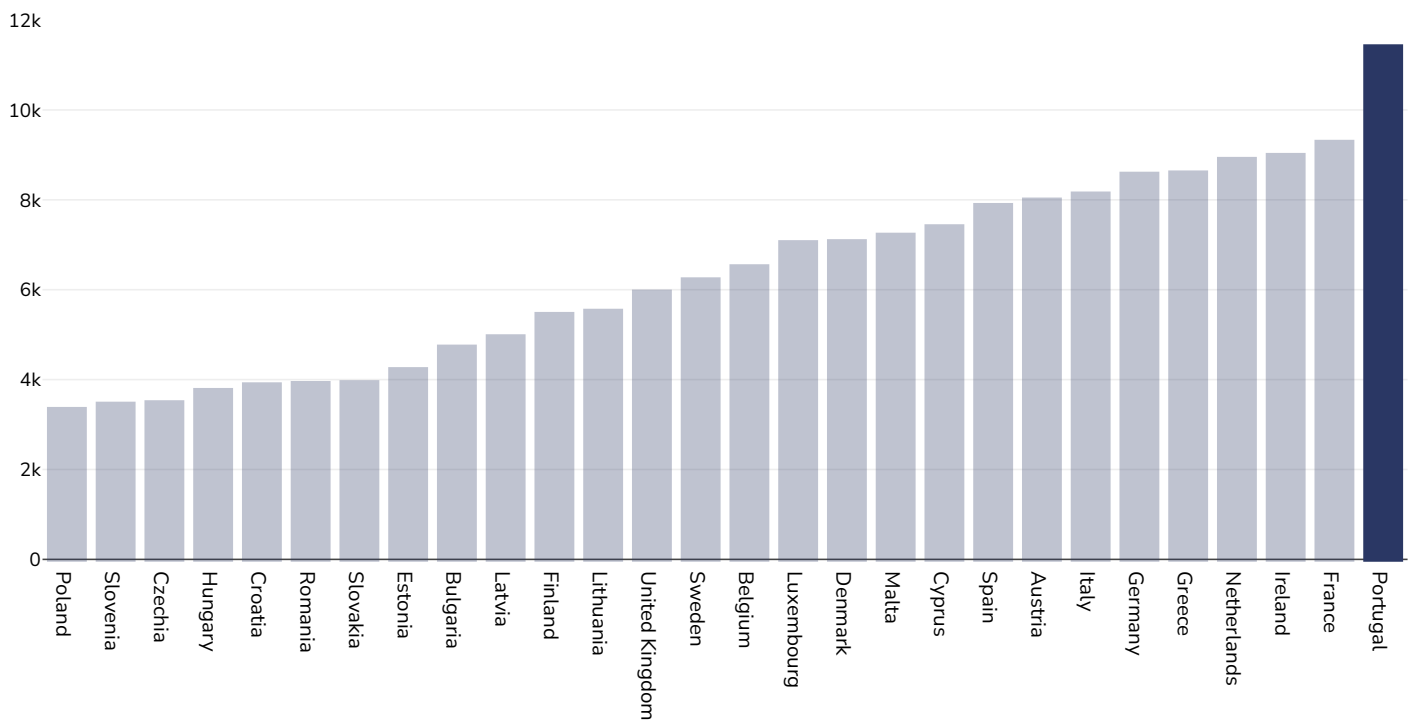
Institute for Health Metrics and Evaluation (IHME). GBD Compare Data Visualization. Global Burden of Disease (GBD) Study 2021. Seattle, WA: IHME, University of Washington, 2023. Available from <http://vizhub.healthdata.org/gbd-compare>. (Last accessed 23.04.25)

Boys, 2021



References: Institute for Health Metrics and Evaluation (IHME). GBD Compare Data Visualization. Global Burden of Disease (GBD) Study 2021. Seattle, WA: IHME, University of Washington, 2023. Available from <http://vizhub.healthdata.org/gbd-compare>. (Last accessed 23.04.25)

Girls, 2021



References: Institute for Health Metrics and Evaluation (IHME). GBD Compare Data Visualization. Global Burden of Disease (GBD) Study 2021. Seattle, WA: IHME, University of Washington, 2023. Available from <http://vizhub.healthdata.org/gbd-compare>. (Last accessed 23.04.25)

PDF created on January 29, 2026