

# Report card

## Portugal



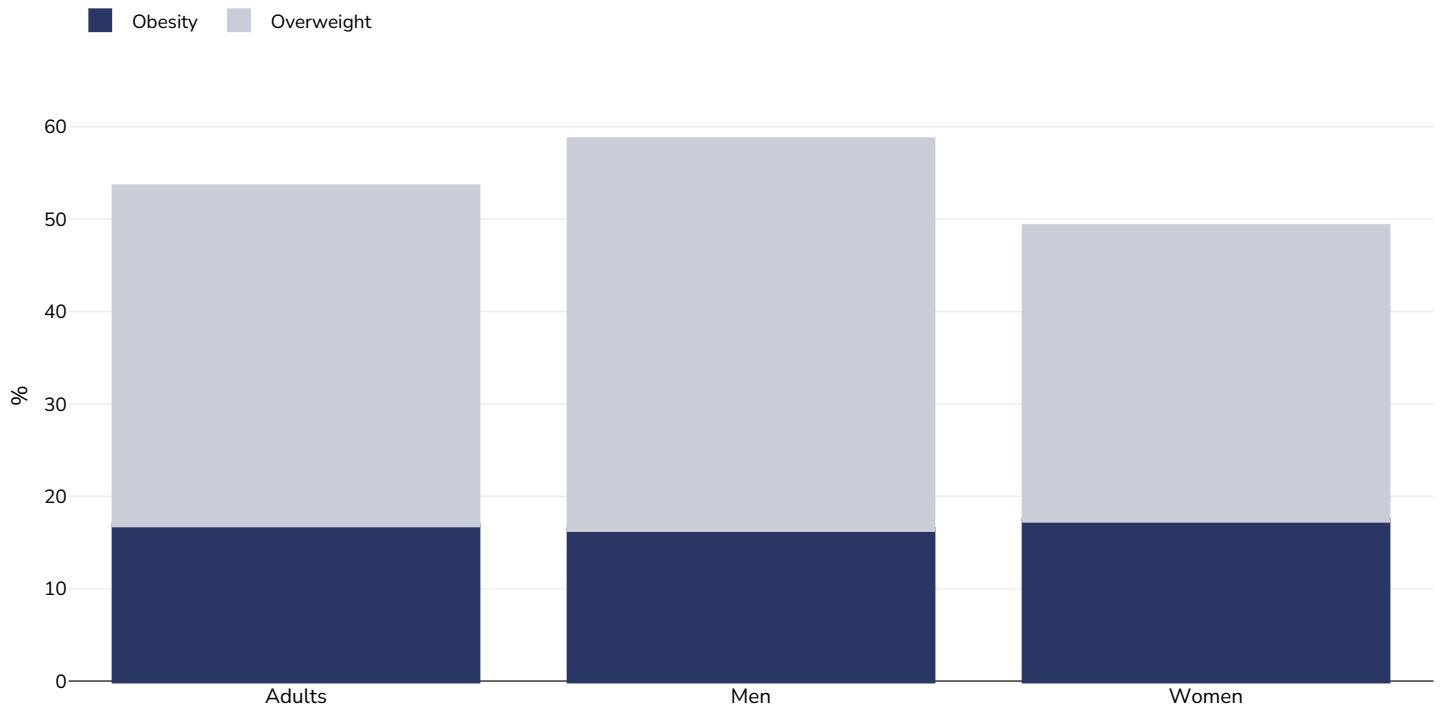
### High income

	Page
Obesity prevalence	3
Trend: % Adults living with obesity in Portugal 1995-2015	6
Trend: % Adults living with overweight or obesity in Portugal 1995-2015	7
Trend: % Children living with overweight or obesity, 2016-2020 (WHO)	8
Trend: Trend adult overweight obesity 1999 2019	11
Trend: Trend adults obesity 1999 2019	13
Overweight/obesity by age and education	15
Overweight/obesity by education	18
Overweight/obesity by age	21
Overweight/obesity by region	23
Overweight/obesity by age and region	26
Overweight/obesity by age and socio-economic group	28
Overweight/obesity by socio-economic group	31
Overweight/obesity by age and limited activity	35
Insufficient physical activity	38
Sugar consumption	44
Estimated per capita sugar sweetened beverages intake	45
Prevalence of at least daily carbonated soft drink consumption	46
Prevalence of confectionery consumption	47
Prevalence of sweet/savoury snack consumption	48
Estimated per capita fruit intake	49
Prevalence of less than daily fruit consumption	50
Prevalence of less than daily vegetable consumption	51
Estimated per-capita processed meat intake	52
Estimated per capita whole grains intake	53
Mental health - depression disorders	54
Mental health - anxiety disorders	55
Oesophageal cancer	56
Breast cancer	58
Colorectal cancer	59
Pancreatic cancer	61
Gallbladder cancer	63
Kidney cancer	65
Cancer of the uterus	67
Raised blood pressure	68
Raised cholesterol	71
Raised fasting blood glucose	74

Contents	Page
Diabetes prevalence	%%
Ovarian Cancer	%%
Leukemia	%%
Leukemia	%%
Liver and intrahepatic bile duct Cancer	%%
Multiple Myeloma	%%
Non Hodgkin Lymphoma	%%
Thyroid Cancer	%%
Contextual factors	%%

## Obesity prevalence

### Adults, 2019



Survey type:

Self-report

Age:

1

Sample size:

14,6

Area covered:

Natio

References:

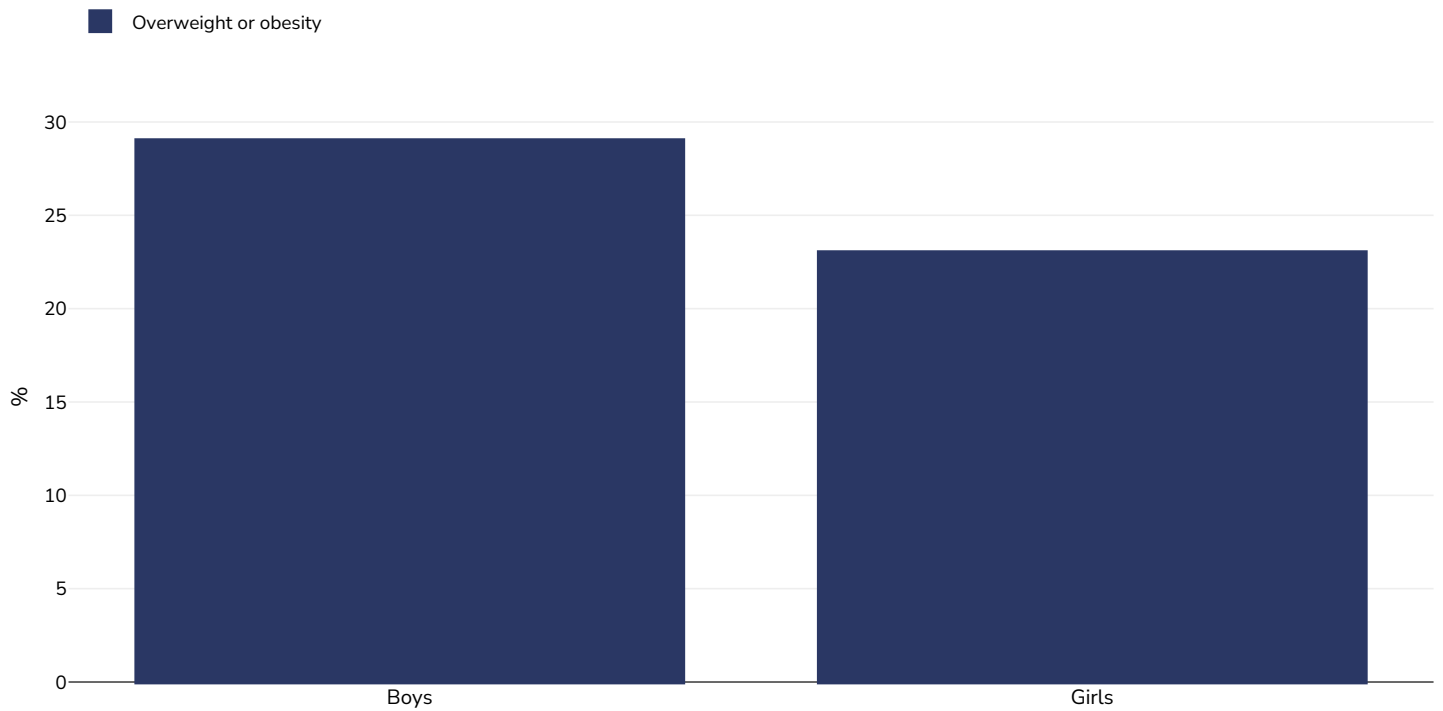
Instituto Nacional De Estatistica (2019) Inquérito Nacional de Saúde 2019. Data available from spreadsheet

[https://www.ine.pt/xportal/xmain?xpid=INE&xpgid=ine\\_destaquas&DESTAQUESdest\\_boui=414434213&DESTAQUESmodo=2&xlang=](https://www.ine.pt/xportal/xmain?xpid=INE&xpgid=ine_destaquas&DESTAQUESdest_boui=414434213&DESTAQUESmodo=2&xlang=)

Last accessed: 01.06.

*Unless otherwise noted, overweight refers to a BMI between 25kg and 29.9kg/m<sup>2</sup>, obesity refers to a BMI greater than 30kg/*

## Children, 2021-2022



Survey type: Self-reported

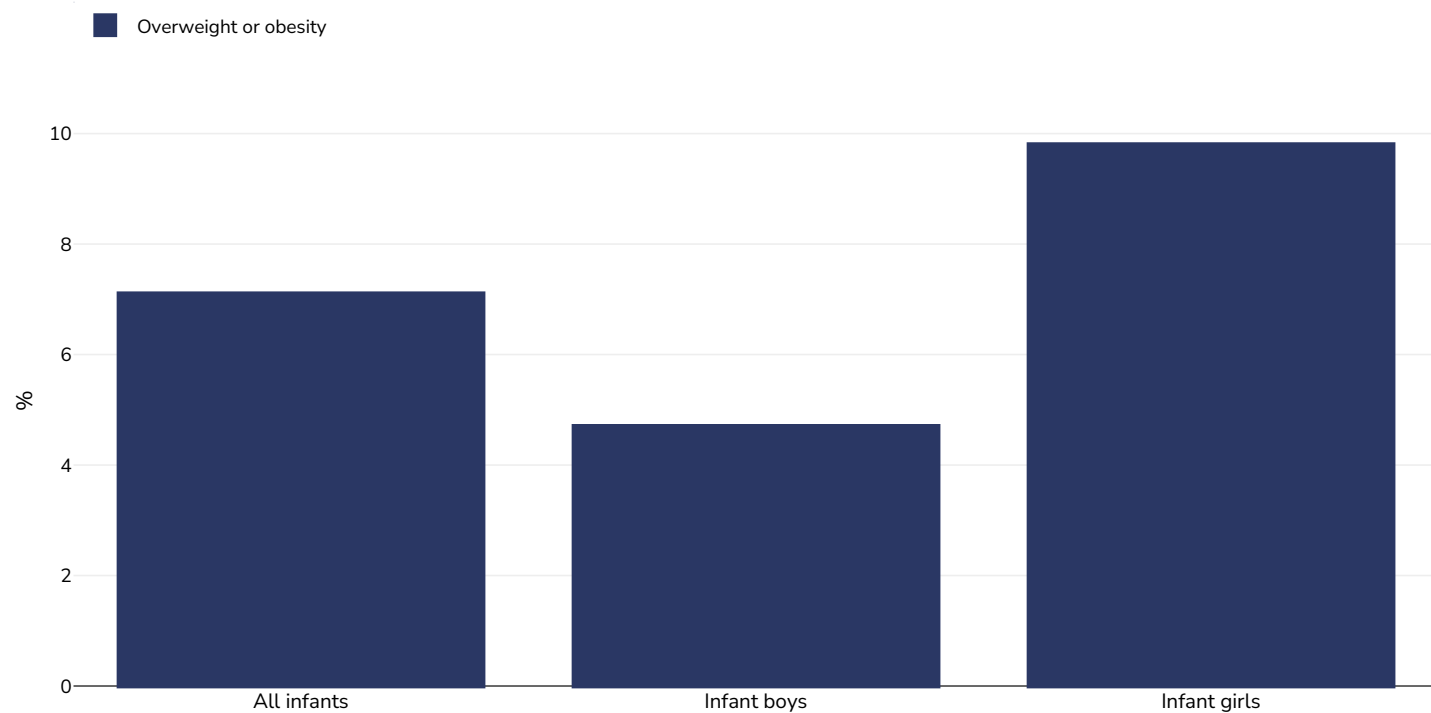
Age: 13

References: Rakic JG, Hamrik Z, Dzielska A, Felder-Puig R, Oja L, Bakalár P et al. A focus on adolescent physical activity, eating behaviours, weight status and body image in Europe, central Asia and Canada. Health Behaviour in School-aged Children (HBSC) international report from the 2021/2022 survey. Volume 4. Copenhagen: WHO Regional Office for Europe; 2024. 'Any translation was not created by the World Health Organization (WHO). WHO is not responsible for the content or accuracy of this translation. The original English edition shall be the binding and authentic edition'

Notes: HBSC aims to survey approximately 1500 pupils per age group in each country or region (totaling around 4500)

Cutoffs: +2SD

## Infants, 2015-2016



Age: 0-5

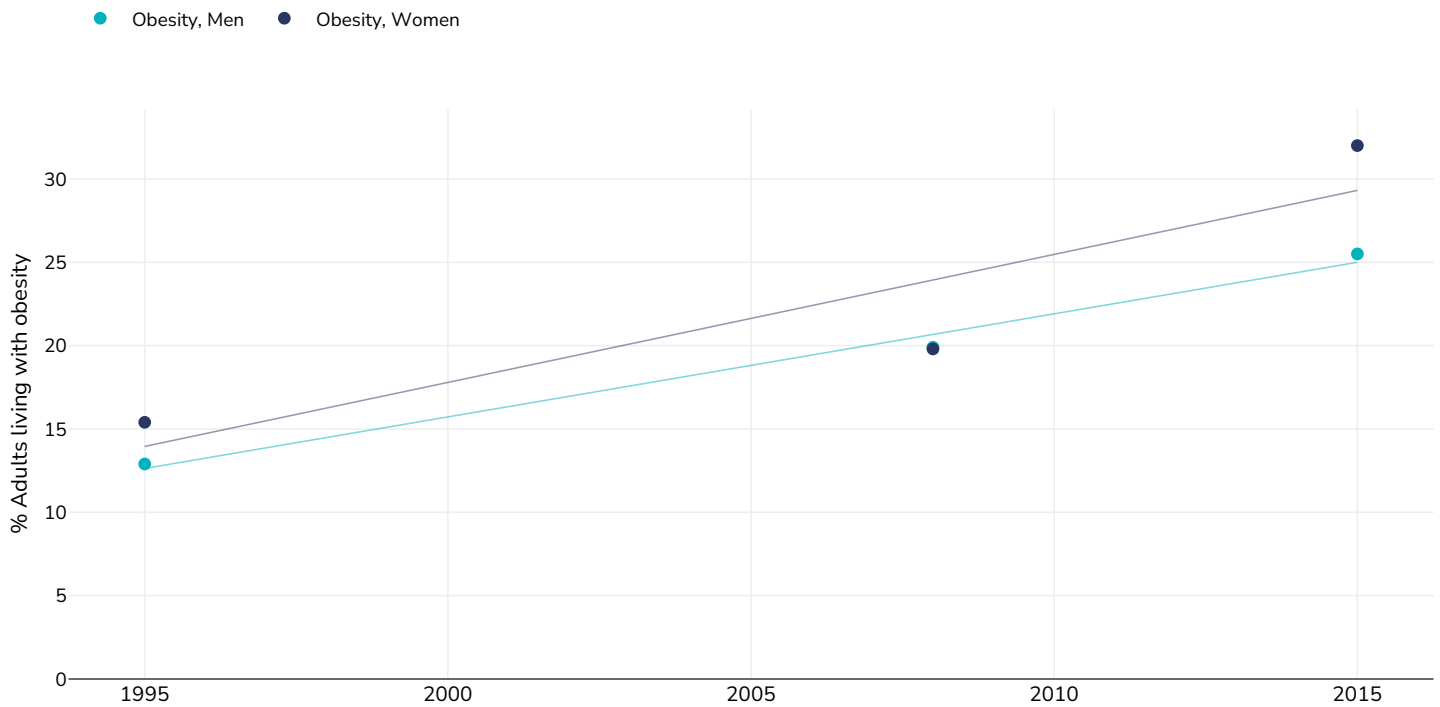
Sample size: 315401

References: Other: Inquérito Alimentar Nacional e de Atividade Física, IAN-AF 2015-2016

Notes: UNICEF/WHO/World Bank Joint Child Malnutrition Estimates Expanded Database: Overweight (Survey Estimates), May 2023, New York. For more information about the methodology, please consult <https://data.unicef.org/resources/jme-2023-country-consultations/> Percentage of children under 5 years of age falling above 2 standard deviations (moderate and severe) from the median weight-for-height of the reference population.

Definitions: =>+2SD

## % Adults living with obesity in Portugal 1995-2015



Survey  
type:

Measured

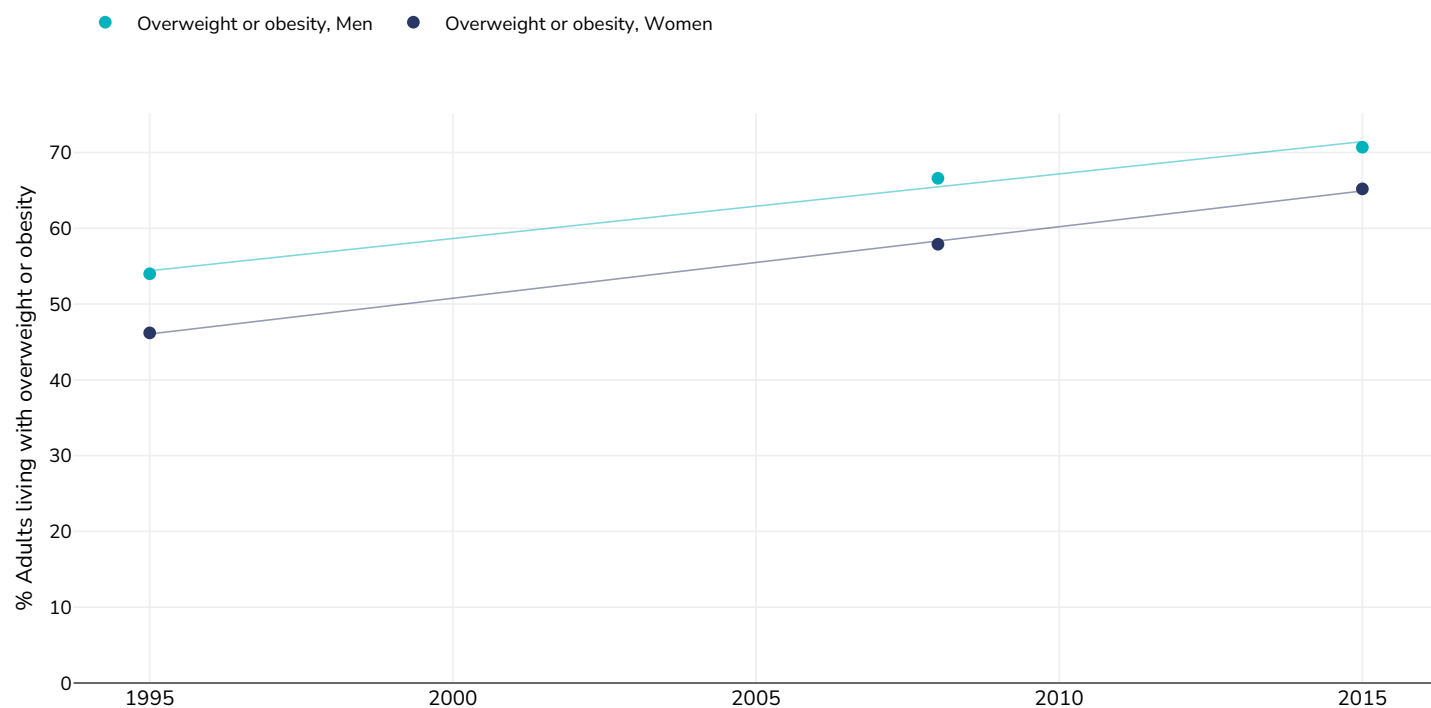
References:

- 1995: L do Caromo et al. Overweight and obesity in Portugal. *Obesity Reviews* 2008;9:11-19
- 2008: Sardinha LB, Santos DA, Silva AM, Coelho-e-Silva MJ, Raimundo AM, Moreira H, et al. (2012) Prevalence of Overweight, Obesity, and Abdominal Obesity in a Representative Sample of Portuguese Adults. *PLoS ONE* 7(10): e47883. doi:10.1371/journal.pone.0047883
- 2015: Gaio, V. et al. (2017) 'Prevalence of overweight and obesity in Portugal: Results from the First Portuguese Health Examination Survey (INSEF 2015)', *Obesity Research & Clinical Practice*, ISSN 1871-403X. Available at: <https://doi.org/10.1016/j.orcp.2017.08.002> (Accessed: 7 November 2017).

*Unless otherwise noted, overweight refers to a BMI between 25kg and 29.9kg/m<sup>2</sup>, obesity refers to a BMI greater than 30kg/m<sup>2</sup>.*

*Different methodologies may have been used to collect this data and so data from different surveys may not be strictly comparable. Please check with original data sources for methodologies used.*

## % Adults living with overweight or obesity in Portugal 1995-2015



Survey type: Measured

References:

1995: L do Caromo et al. Overweight and obesity in Portugal. *Obesity Reviews* 2008;9:11-19

2008: Sardinha LB, Santos DA, Silva AM, Coelho-e-Silva MJ, Raimundo AM, Moreira H, et al. (2012) Prevalence of Overweight, Obesity, and Abdominal Obesity in a Representative Sample of Portuguese Adults. *PLoS ONE* 7(10): e47883. doi:10.1371/journal.pone.0047883

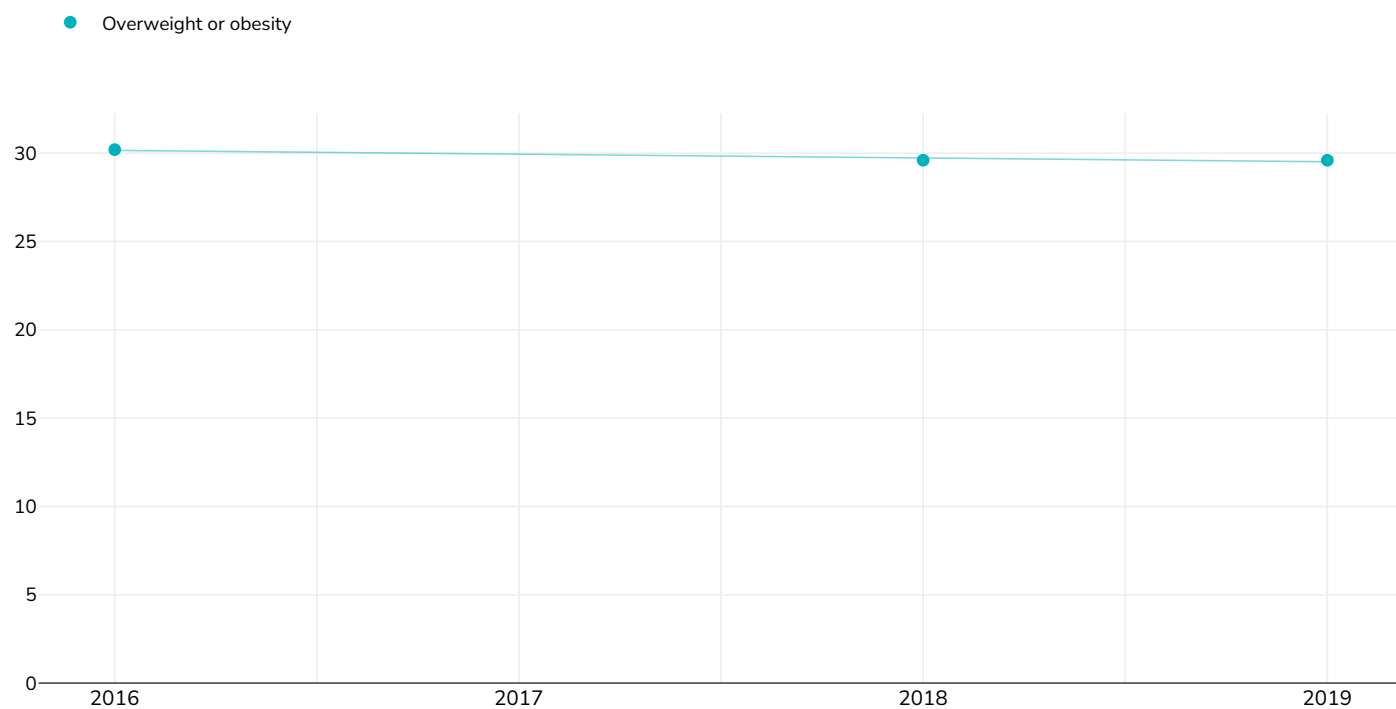
2015: Gaio, V. et al. (2017) 'Prevalence of overweight and obesity in Portugal: Results from the First Portuguese Health Examination Survey (INSEF 2015)', *Obesity Research & Clinical Practice*, ISSN 1871-403X. Available at: <https://doi.org/10.1016/j.orcp.2017.08.002> (Accessed: 7 November 2017).

*Unless otherwise noted, overweight refers to a BMI between 25kg and 29.9kg/m<sup>2</sup>, obesity refers to a BMI greater than 30kg/m<sup>2</sup>.*

*Different methodologies may have been used to collect this data and so data from different surveys may not be strictly comparable. Please check with original data sources for methodologies used.*

## % Children living with overweight or obesity, 2016-2020 (WHO)

### Boys



Survey type: Measured

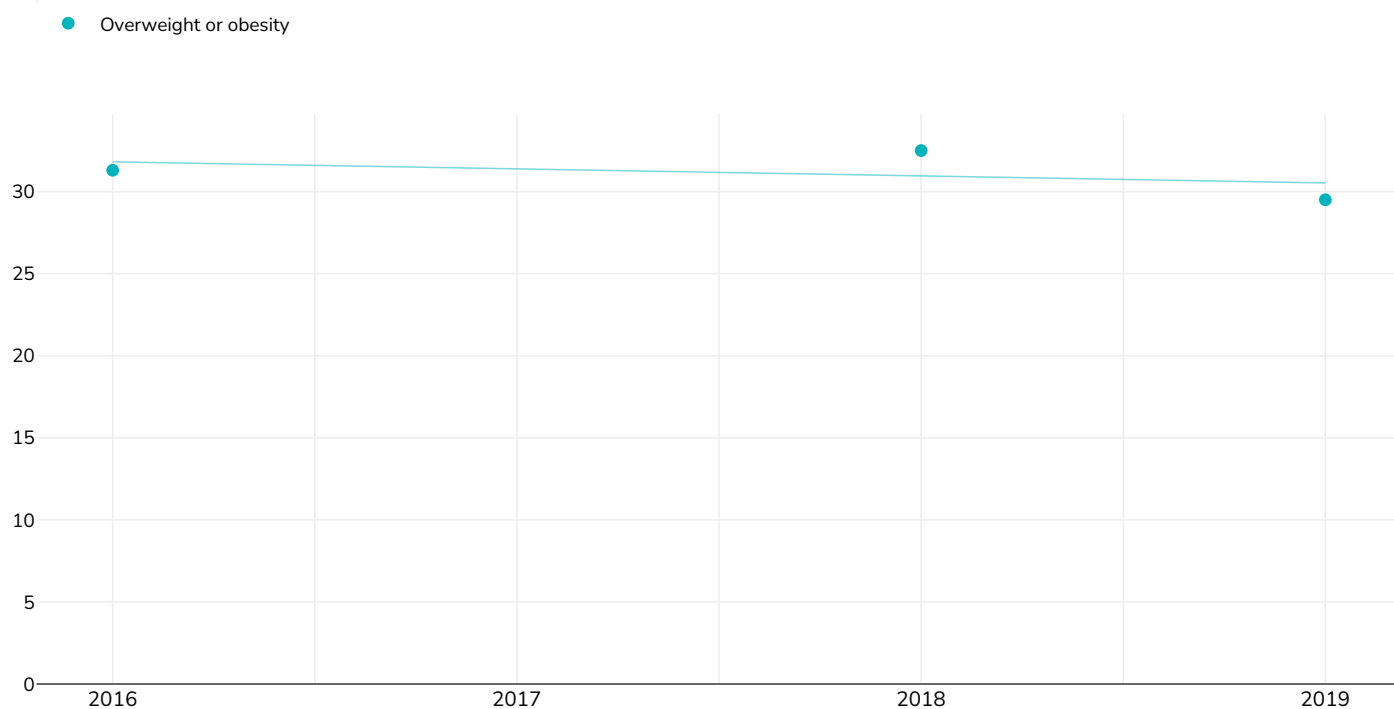
References: 2016: COSI Portugal 2016. Childhood Obesity Surveillance Initiative. Available from: [http://repositorio.insa.pt/bitstream/10400.18/4857/8/COSI%202016\\_V2\\_fev2018.pdf](http://repositorio.insa.pt/bitstream/10400.18/4857/8/COSI%202016_V2_fev2018.pdf) [Accessed 15 April 2019].  
 2018: Report on the fifth round of data collection, 2018–2020: WHO European Childhood Obesity Surveillance Initiative (COSI). Copenhagen: WHO Regional Office for Europe; 2022. Licence: CC BY-NC-SA 3.0 IGO.  
 2019: COSI Portugal 2019. Available at: [http://www.ceidss.com/wp-content/uploads/2020/03/COSI-2019\\_-FactSheet.pdf](http://www.ceidss.com/wp-content/uploads/2020/03/COSI-2019_-FactSheet.pdf).  
 Last accessed: 18.05.21.

Definitions: WHO

*Different methodologies may have been used to collect this data and so data from different surveys may not be strictly comparable. Please check with original data sources for methodologies used.*



## Girls



Survey type: Measured

References: 2016: COSI Portugal 2016. Childhood Obesity Surveillance Initiative. Available from: [http://repositorio.insa.pt/bitstream/10400.18/4857/8/COSI%202016\\_V2\\_fev2018.pdf](http://repositorio.insa.pt/bitstream/10400.18/4857/8/COSI%202016_V2_fev2018.pdf) [Accessed 15 April 2019].

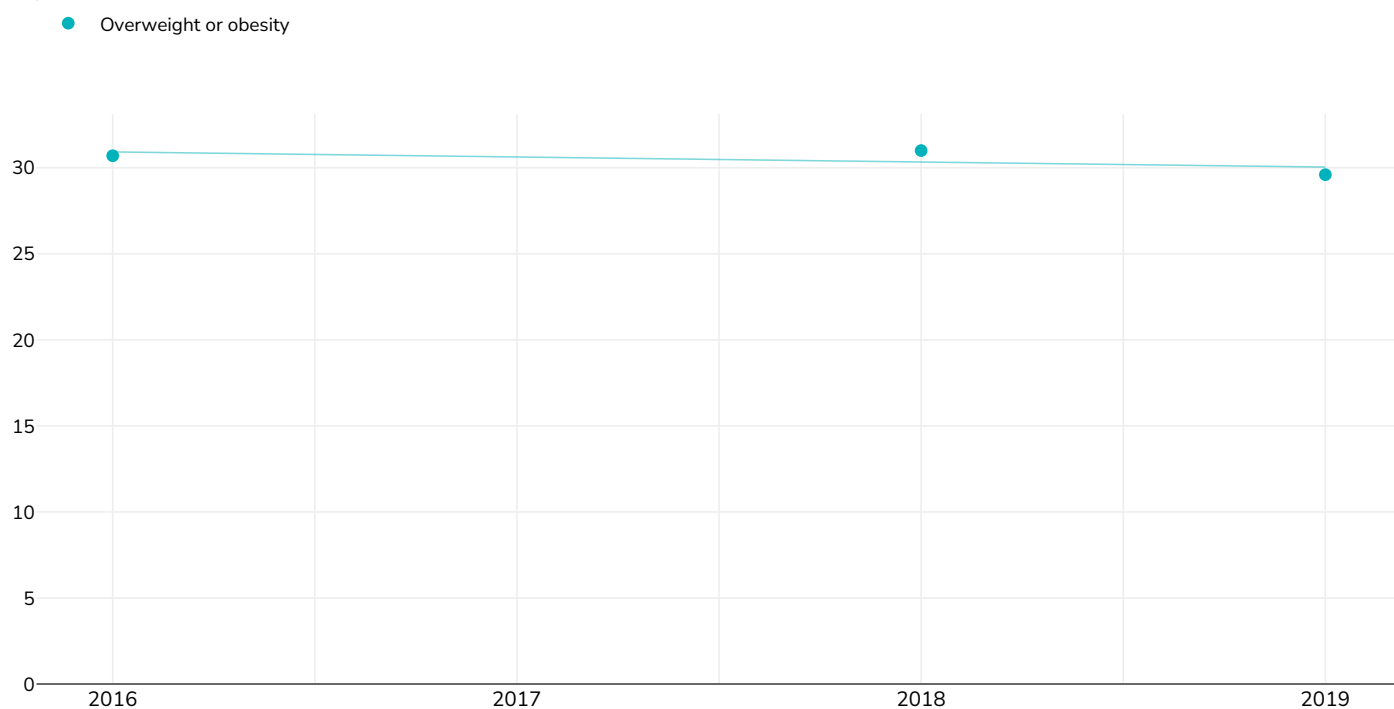
2018: Report on the fifth round of data collection, 2018–2020: WHO European Childhood Obesity Surveillance Initiative (COSI). Copenhagen: WHO Regional Office for Europe; 2022. Licence: CC BY-NC-SA 3.0 IGO.

2019: COSI Portugal 2019. Available at: [http://www.ceidss.com/wp-content/uploads/2020/03/COSI-2019\\_-FactSheet.pdf](http://www.ceidss.com/wp-content/uploads/2020/03/COSI-2019_-FactSheet.pdf). Last accessed: 18.05.21.

Definitions: WHO

*Different methodologies may have been used to collect this data and so data from different surveys may not be strictly comparable. Please check with original data sources for methodologies used.*

## Boys and girls



Survey type: Measured

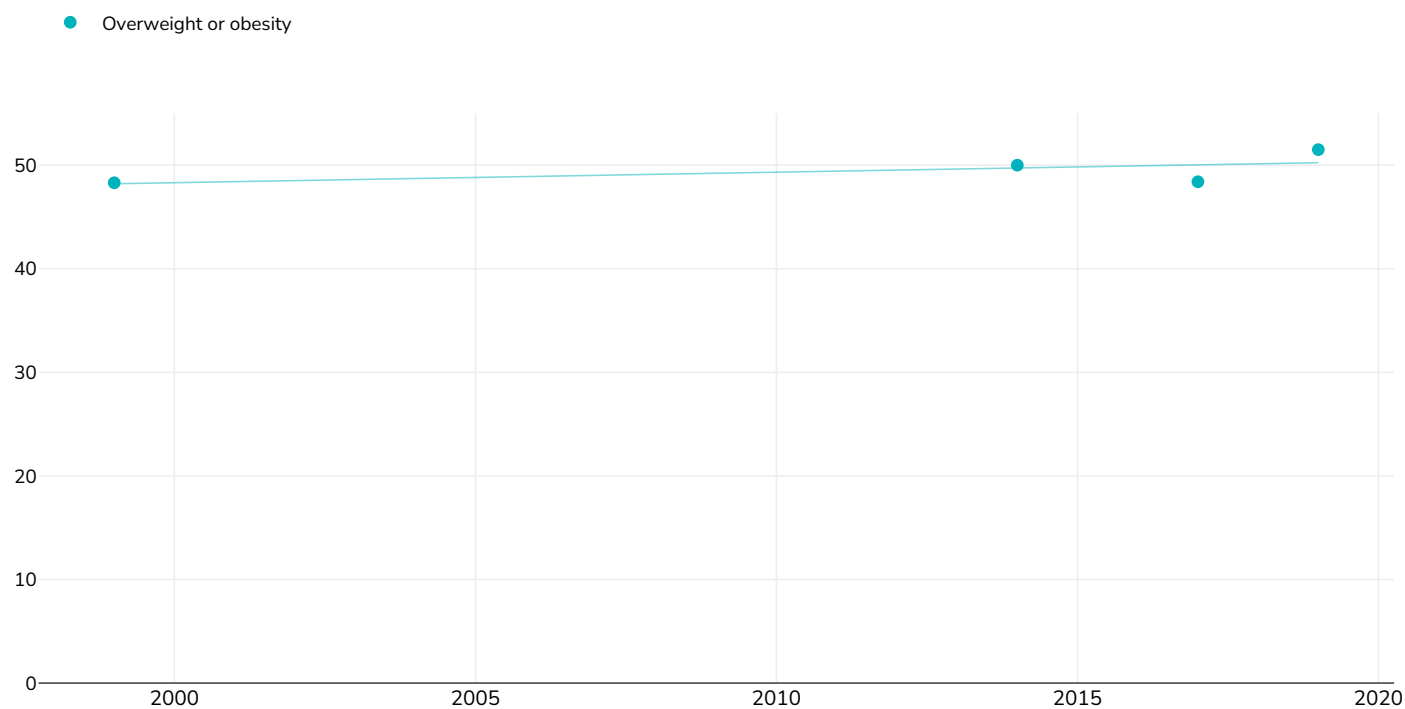
References: 2016: COSI Portugal 2016. Childhood Obesity Surveillance Initiative. Available from: [http://repositorio.insa.pt/bitstream/10400.18/4857/8/COSI%202016\\_V2\\_fev2018.pdf](http://repositorio.insa.pt/bitstream/10400.18/4857/8/COSI%202016_V2_fev2018.pdf) [Accessed 15 April 2019].  
 2018: Report on the fifth round of data collection, 2018–2020: WHO European Childhood Obesity Surveillance Initiative (COSI). Copenhagen: WHO Regional Office for Europe; 2022. Licence: CC BY-NC-SA 3.0 IGO.  
 2019: COSI Portugal 2019. Available at: [http://www.ceidss.com/wp-content/uploads/2020/03/COSI-2019\\_-FactSheet.pdf](http://www.ceidss.com/wp-content/uploads/2020/03/COSI-2019_-FactSheet.pdf).  
 Last accessed: 18.05.21.

Definitions: WHO

*Different methodologies may have been used to collect this data and so data from different surveys may not be strictly comparable. Please check with original data sources for methodologies used.*

## Trend adult overweight obesity 1999 2019

### Women



Survey  
type:

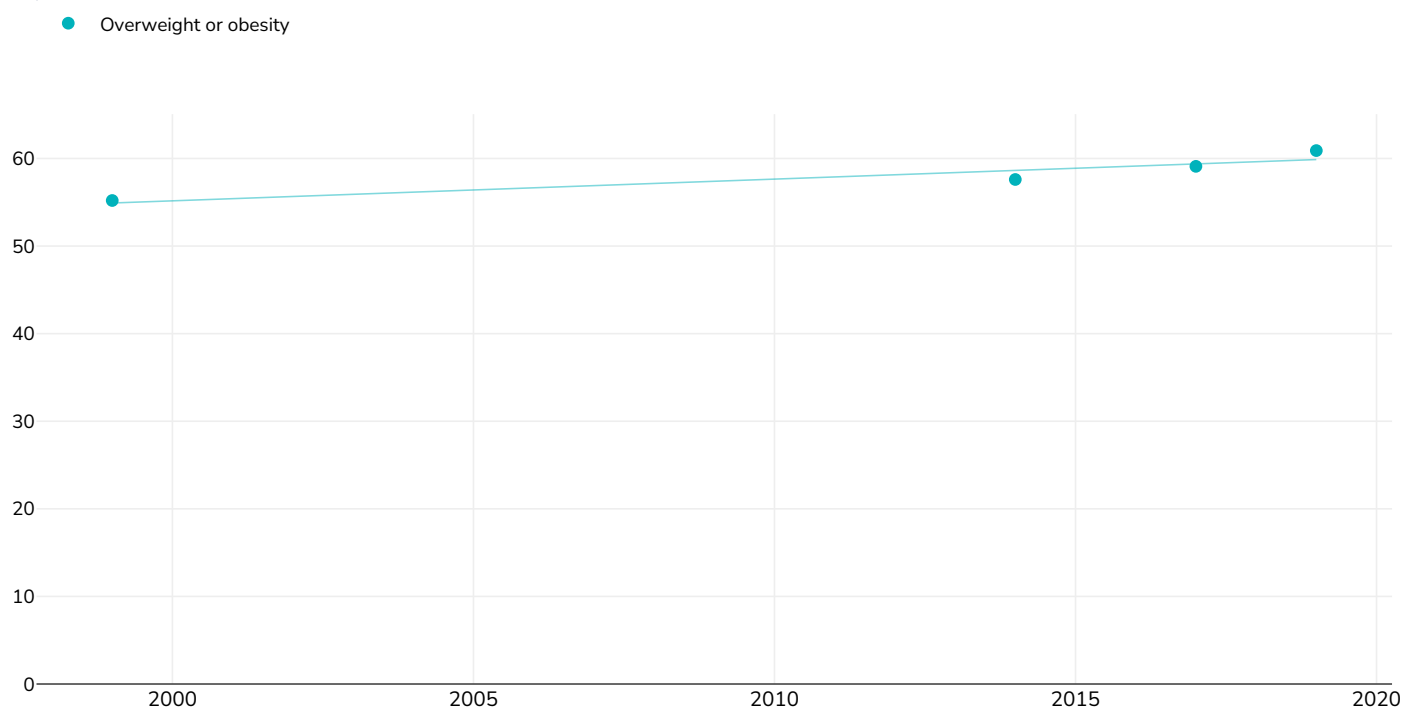
Self-reported

References:

- 1999: Eurostat Yearbook 2006/07. A goldmine of statistical information. Available at <https://ec.europa.eu/eurostat/documents/2995521/5059290/1-20022007-BP-EN.PDF.pdf/edab8c31-b9f3-4c8e-b4db-4137bd045efa?t=1414683510000> (last accessed 04.11.21)
- 2014: 2014 Eurostat Database: [http://appsso.eurostat.ec.europa.eu/nui/show.do?dataset=hlth\\_ehis\\_bm1e&lang=en](http://appsso.eurostat.ec.europa.eu/nui/show.do?dataset=hlth_ehis_bm1e&lang=en) (last accessed 25.08.20)
- 2017: EUROSTAT Database [http://appsso.eurostat.ec.europa.eu/nui/show.do?dataset=ilc\\_hch10&lang=en](http://appsso.eurostat.ec.europa.eu/nui/show.do?dataset=ilc_hch10&lang=en) (last accessed 25.08.20)
- 2019: Eurostat 2019. Data available at [https://appsso.eurostat.ec.europa.eu/nui/show.do?dataset=hlth\\_ehis\\_bm1i&lang=en](https://appsso.eurostat.ec.europa.eu/nui/show.do?dataset=hlth_ehis_bm1i&lang=en) (last accessed 09.08.21)

*Different methodologies may have been used to collect this data and so data from different surveys may not be strictly comparable. Please check with original data sources for methodologies used.*

## Men



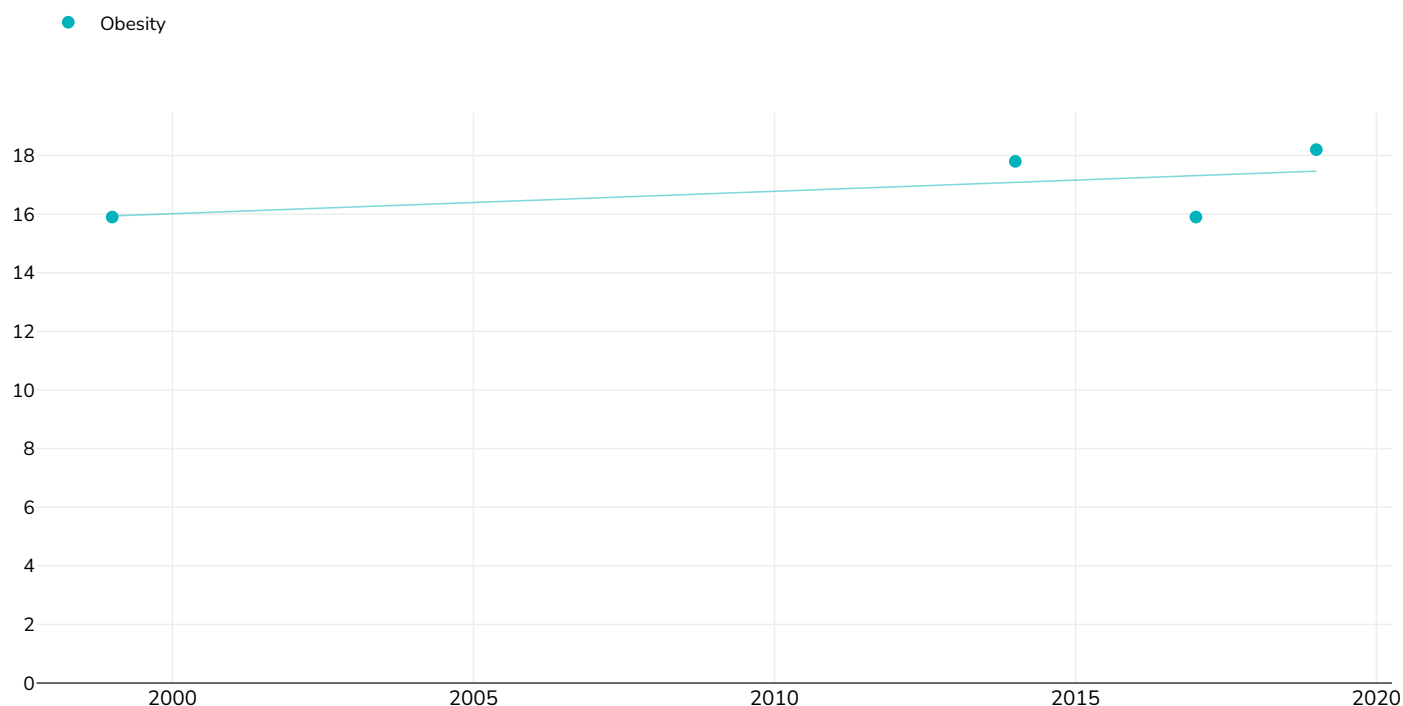
Survey type: Self-reported

- References:
- 1999: Eurostat Yearbook 2006/07. A goldmine of statistical information. Available at <https://ec.europa.eu/eurostat/documents/2995521/5059290/1-20022007-BP-EN.PDF.pdf/edab8c31-b9f3-4c8e-b4db-4137bd045efa?t=1414683510000> (last accessed 04.11.21)
  - 2014: 2014 Eurostat Database: [http://appsso.eurostat.ec.europa.eu/nui/show.do?dataset=hlth\\_ehis\\_bm1e&lang=en](http://appsso.eurostat.ec.europa.eu/nui/show.do?dataset=hlth_ehis_bm1e&lang=en) (last accessed 25.08.20)
  - 2017: EUROSTAT Database [http://appsso.eurostat.ec.europa.eu/nui/show.do?dataset=ilc\\_hch10&lang=en](http://appsso.eurostat.ec.europa.eu/nui/show.do?dataset=ilc_hch10&lang=en) (last accessed 25.08.20)
  - 2019: Eurostat 2019. Data available at [https://appsso.eurostat.ec.europa.eu/nui/show.do?dataset=hlth\\_ehis\\_bm1i&lang=en](https://appsso.eurostat.ec.europa.eu/nui/show.do?dataset=hlth_ehis_bm1i&lang=en) (last accessed 09.08.21)

*Different methodologies may have been used to collect this data and so data from different surveys may not be strictly comparable. Please check with original data sources for methodologies used.*

## Trend adults obesity 1999 2019

### Women



Survey  
type:

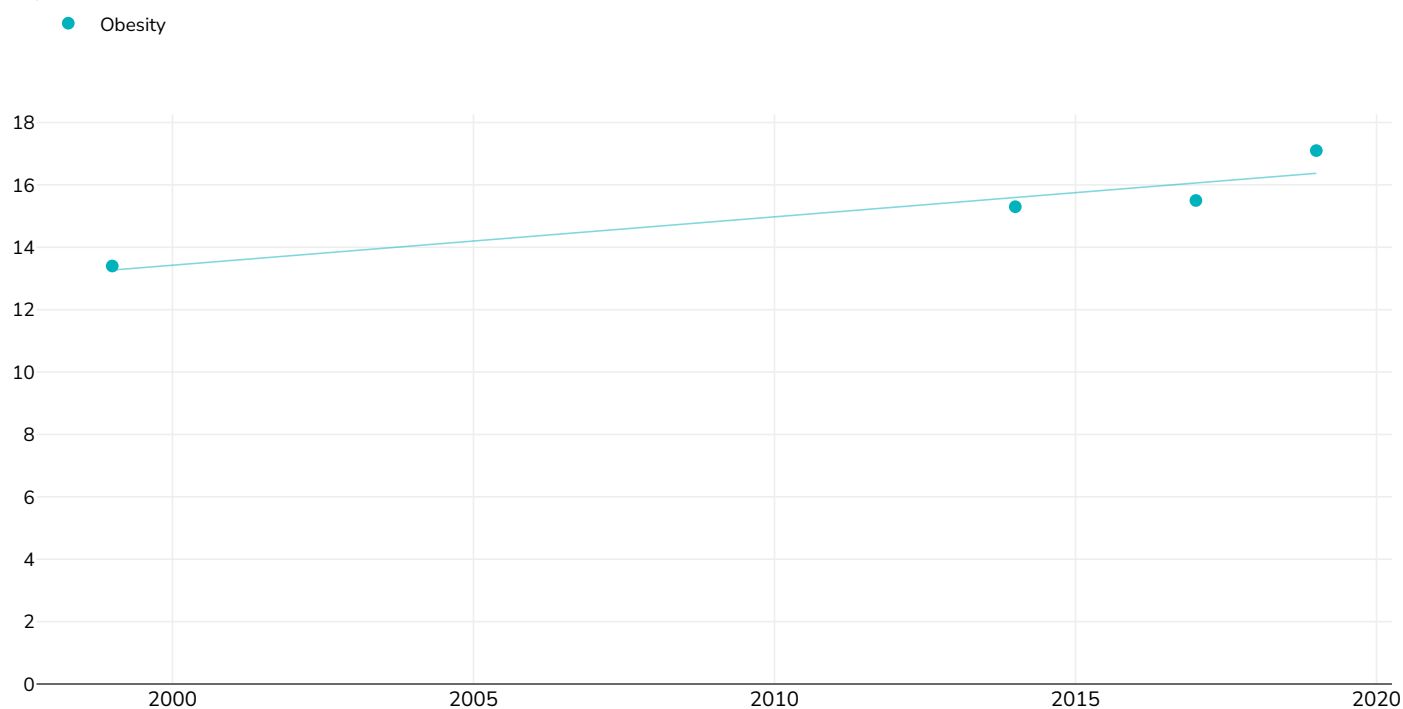
Self-reported

References:

- 1999: Eurostat Yearbook 2006/07. A goldmine of statistical information. Available at <https://ec.europa.eu/eurostat/documents/2995521/5059290/1-20022007-BP-EN.PDF.pdf/edab8c31-b9f3-4c8e-b4db-4137bd045efa?t=1414683510000> (last accessed 04.11.21)
- 2014: 2014 Eurostat Database: [http://appsso.eurostat.ec.europa.eu/nui/show.do?dataset=hlth\\_ehis\\_bm1e&lang=en](http://appsso.eurostat.ec.europa.eu/nui/show.do?dataset=hlth_ehis_bm1e&lang=en) (last accessed 25.08.20)
- 2017: EUROSTAT Database [http://appsso.eurostat.ec.europa.eu/nui/show.do?dataset=ilc\\_hch10&lang=en](http://appsso.eurostat.ec.europa.eu/nui/show.do?dataset=ilc_hch10&lang=en) (last accessed 25.08.20)
- 2019: Eurostat 2019. Data available at [https://appsso.eurostat.ec.europa.eu/nui/show.do?dataset=hlth\\_ehis\\_bm1i&lang=en](https://appsso.eurostat.ec.europa.eu/nui/show.do?dataset=hlth_ehis_bm1i&lang=en) (last accessed 09.08.21)

*Different methodologies may have been used to collect this data and so data from different surveys may not be strictly comparable. Please check with original data sources for methodologies used.*

## Men



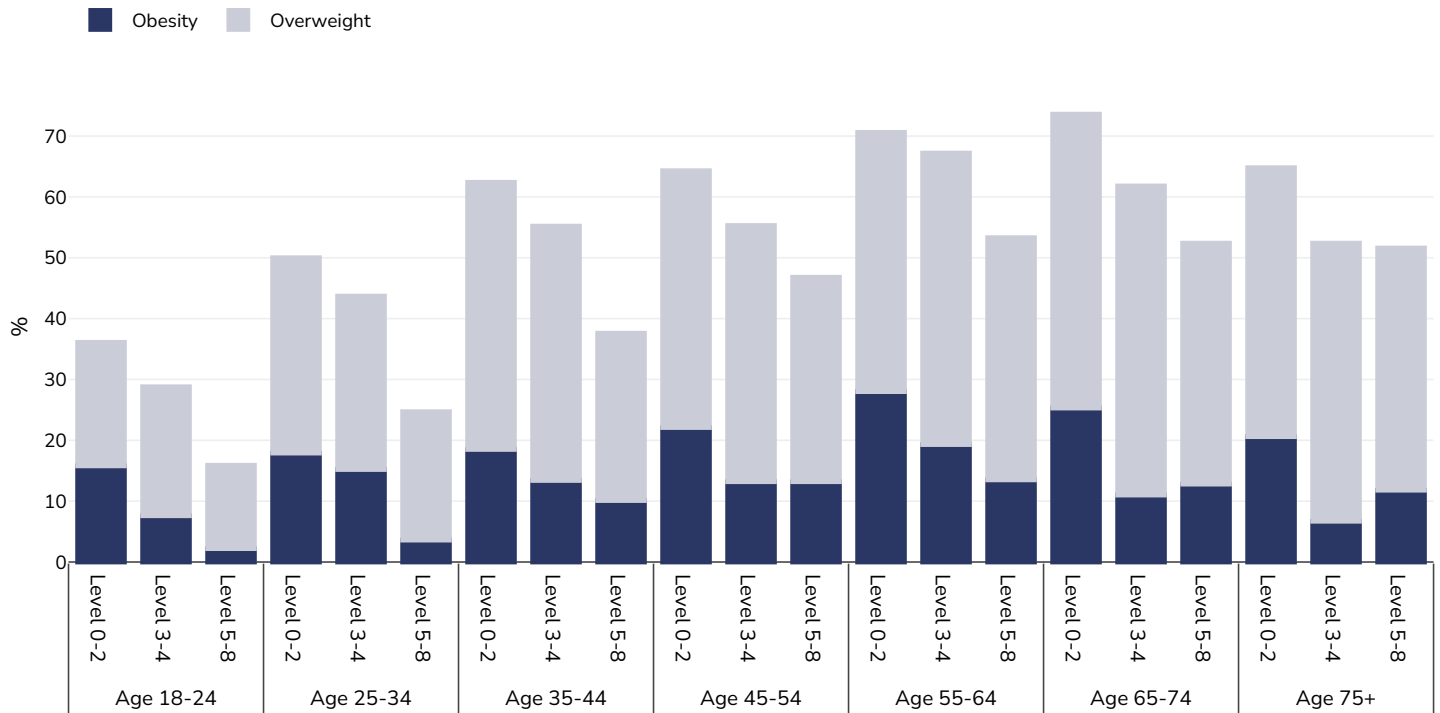
Survey type: Self-reported

- References:
- 1999: Eurostat Yearbook 2006/07. A goldmine of statistical information. Available at <https://ec.europa.eu/eurostat/documents/2995521/5059290/1-20022007-BP-EN.PDF.pdf/edab8c31-b9f3-4c8e-b4db-4137bd045efa?t=1414683510000> (last accessed 04.11.21)
  - 2014: 2014 Eurostat Database: [http://appsso.eurostat.ec.europa.eu/nui/show.do?dataset=hlth\\_ehis\\_bm1e&lang=en](http://appsso.eurostat.ec.europa.eu/nui/show.do?dataset=hlth_ehis_bm1e&lang=en) (last accessed 25.08.20)
  - 2017: EUROSTAT Database [http://appsso.eurostat.ec.europa.eu/nui/show.do?dataset=ilc\\_hch10&lang=en](http://appsso.eurostat.ec.europa.eu/nui/show.do?dataset=ilc_hch10&lang=en) (last accessed 25.08.20)
  - 2019: Eurostat 2019. Data available at [https://appsso.eurostat.ec.europa.eu/nui/show.do?dataset=hlth\\_ehis\\_bm1i&lang=en](https://appsso.eurostat.ec.europa.eu/nui/show.do?dataset=hlth_ehis_bm1i&lang=en) (last accessed 09.08.21)

*Different methodologies may have been used to collect this data and so data from different surveys may not be strictly comparable. Please check with original data sources for methodologies used.*

## Overweight/obesity by age and education

### Adults, 2019



Survey type:

Self-reported

Area covered:

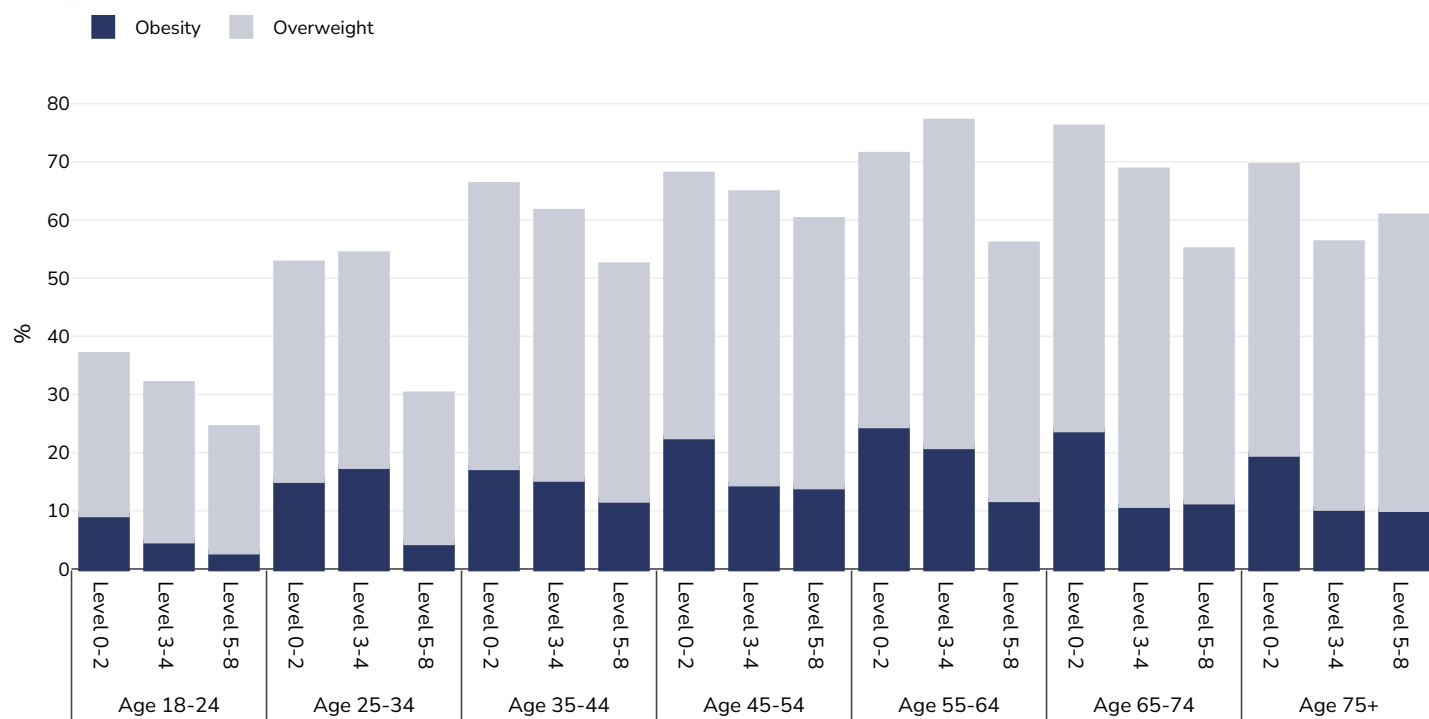
National

References:

Eurostat 2019. Available at [https://appsso.eurostat.ec.europa.eu/nui/show.do?dataset=hlth\\_ehis\\_bm1e&lang=en](https://appsso.eurostat.ec.europa.eu/nui/show.do?dataset=hlth_ehis_bm1e&lang=en) (last accessed 09.08.21).

*Unless otherwise noted, overweight refers to a BMI between 25kg and 29.9kg/m<sup>2</sup>, obesity refers to a BMI greater than 30kg/m<sup>2</sup>.*

## Men, 2019



Survey type:

Self-reported

Area covered:

National

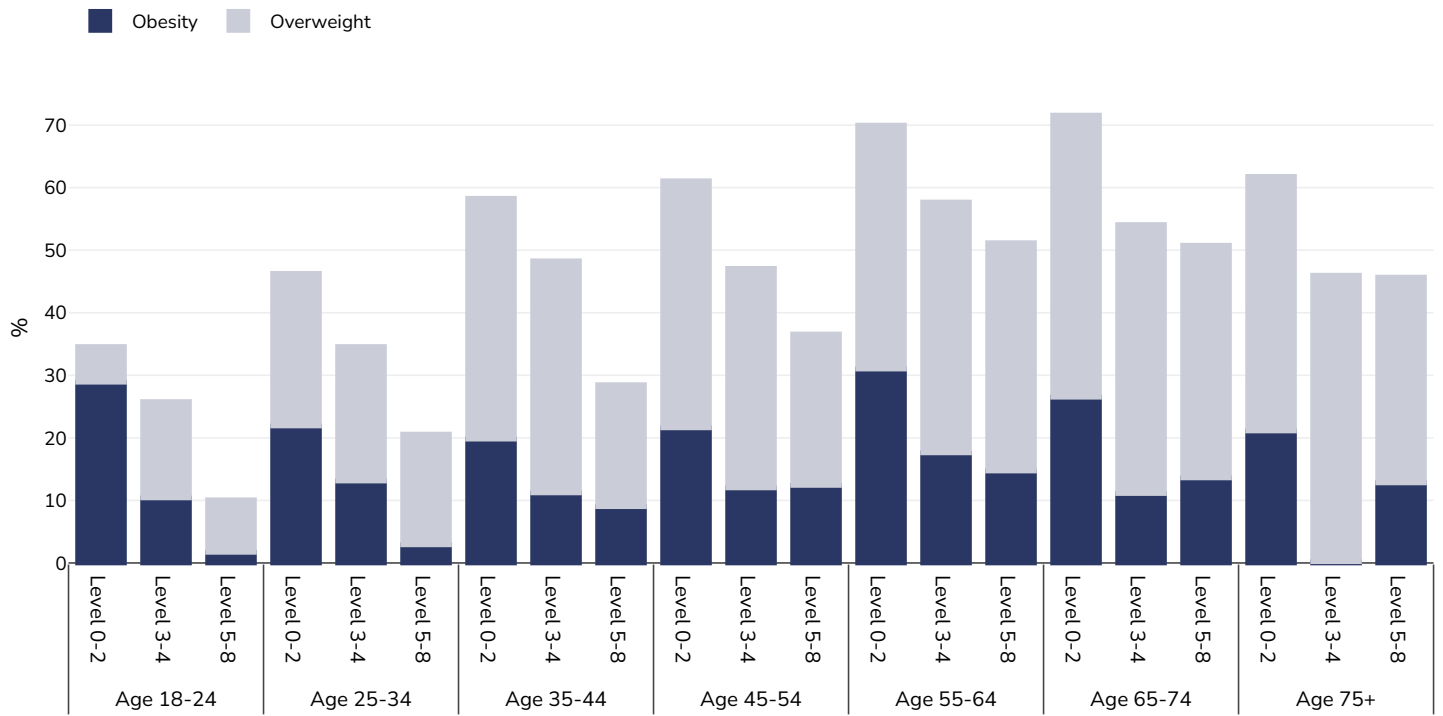
References:

Eurostat 2019. Available at [https://appsso.eurostat.ec.europa.eu/nui/show.do?dataset=hlth\\_egis\\_bm1e&lang=en](https://appsso.eurostat.ec.europa.eu/nui/show.do?dataset=hlth_egis_bm1e&lang=en) (last accessed 09.08.21).

*Unless otherwise noted, overweight refers to a BMI between 25kg and 29.9kg/m<sup>2</sup>, obesity refers to a BMI greater than 30kg/m<sup>2</sup>.*



## Women, 2019



Survey type:

Self-reported

Area covered:

National

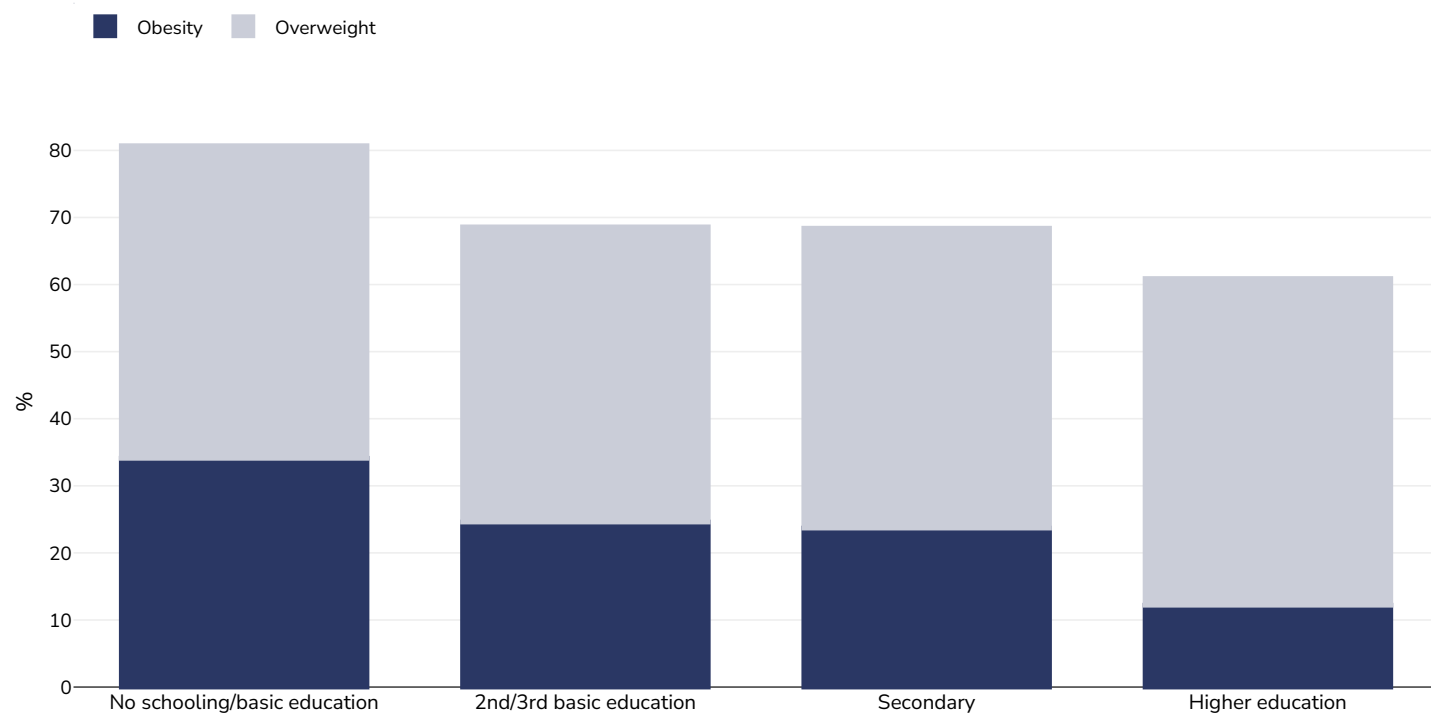
References:

Eurostat 2019. Available at [https://appsso.eurostat.ec.europa.eu/nui/show.do?dataset=hlth\\_egis\\_bm1e&lang=en](https://appsso.eurostat.ec.europa.eu/nui/show.do?dataset=hlth_egis_bm1e&lang=en) (last accessed 09.08.21).

*Unless otherwise noted, overweight refers to a BMI between 25kg and 29.9kg/m<sup>2</sup>, obesity refers to a BMI greater than 30kg/m<sup>2</sup>.*

## Overweight/obesity by education

### Men, 2015



Survey type: Measured

Age: 25-74

Sample size: Female = 2580 Male = 2235

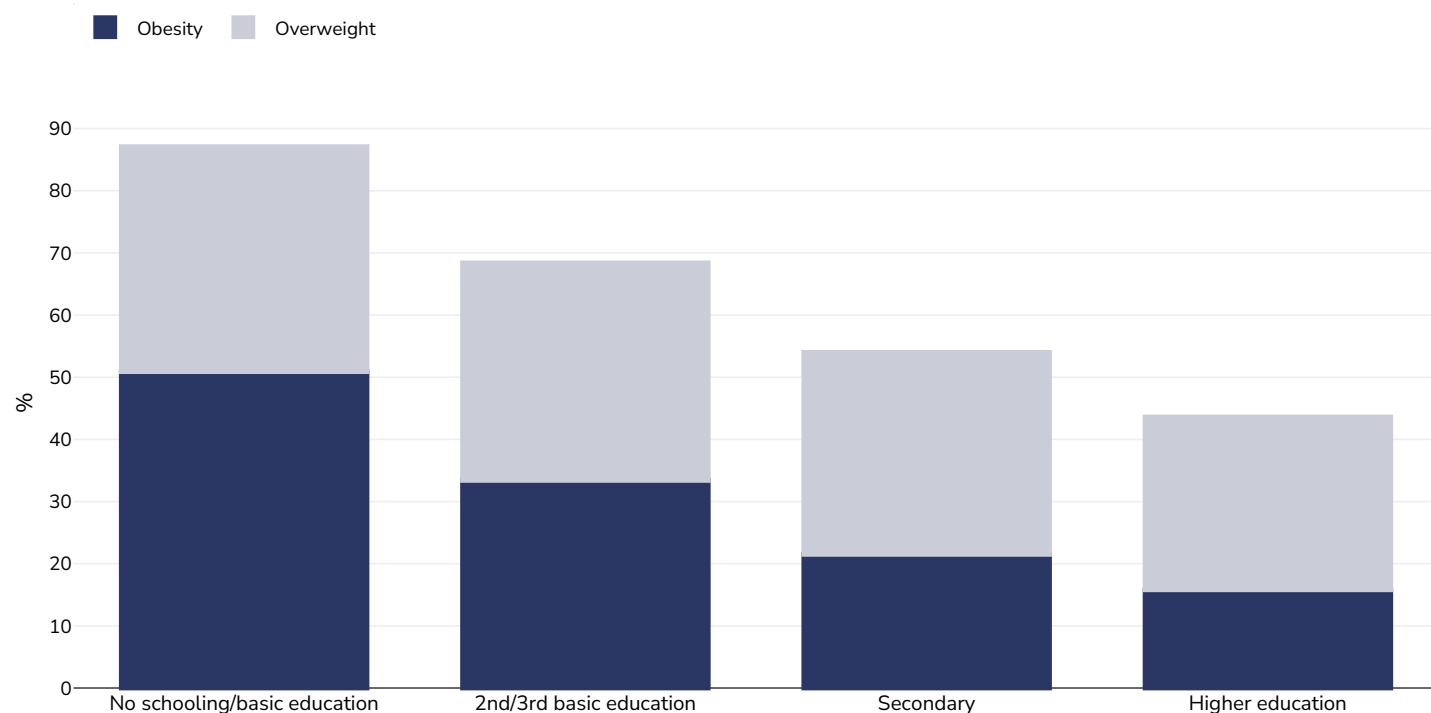
Area covered: National

References: Gaio, V. et al. (2017) 'Prevalence of overweight and obesity in Portugal: Results from the First Portuguese Health Examination Survey (INSEF 2015)', Obesity Research & Clinical Practice, ISSN 1871-403X. Available at: <https://doi.org/10.1016/j.orcp.2017.08.002> (Accessed: 7 November 2017).

Notes: Translated images for obesity prevalence by educational status are also available from: 1995-96, 1988-99 and 2003-05.

Unless otherwise noted, overweight refers to a BMI between 25kg and 29.9kg/m<sup>2</sup>, obesity refers to a BMI greater than 30kg/m<sup>2</sup>.

## Women, 2015



Survey type: Measured

Age: 25-74

Sample size: Female = 2580 Male = 2235

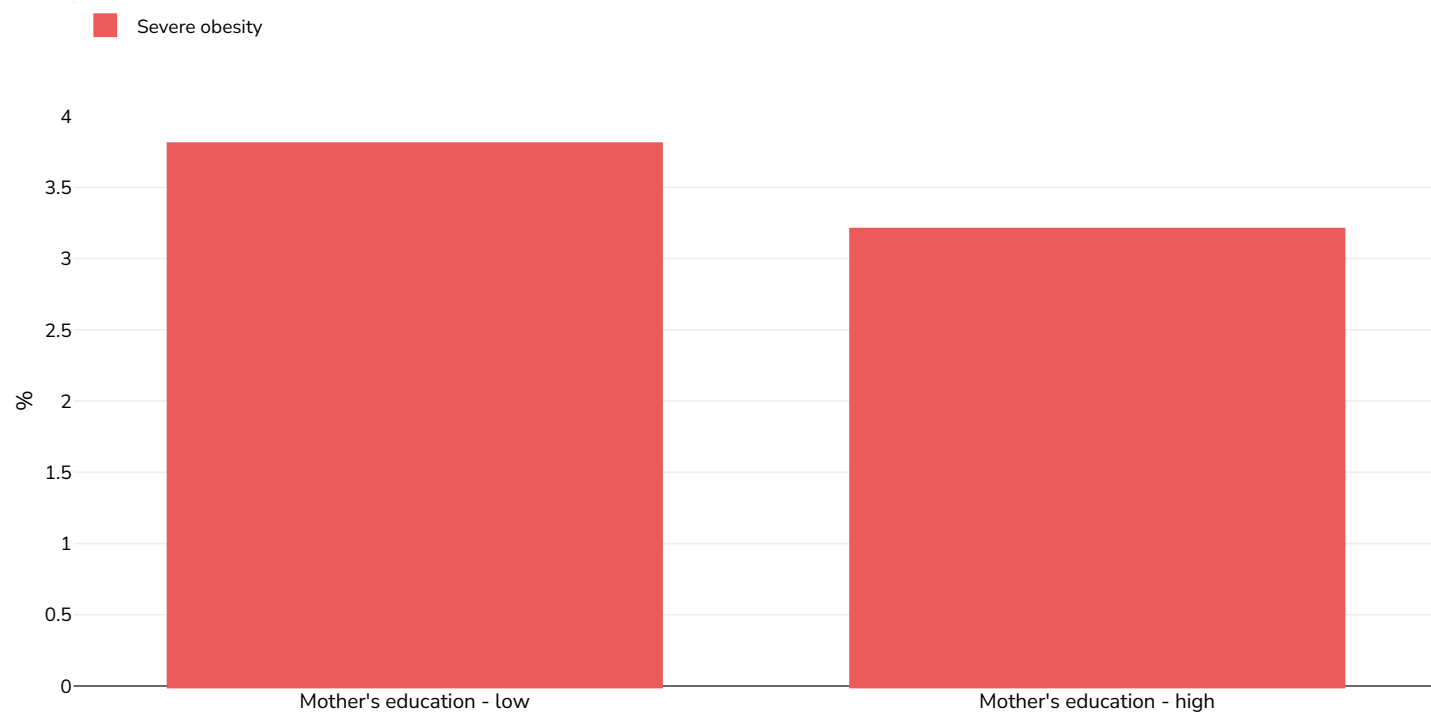
Area covered: National

References: Gaio, V. et al. (2017) 'Prevalence of overweight and obesity in Portugal: Results from the First Portuguese Health Examination Survey (INSEF 2015)', Obesity Research & Clinical Practice, ISSN 1871-403X. Available at: <https://doi.org/10.1016/j.orcp.2017.08.002> (Accessed: 7 November 2017).

Notes: Translated images for obesity prevalence by educational status are also available from: 1995-96, 1988-99 and 2003-05.

*Unless otherwise noted, overweight refers to a BMI between 25kg and 29.9kg/m<sup>2</sup>, obesity refers to a BMI greater than 30kg/m<sup>2</sup>.*

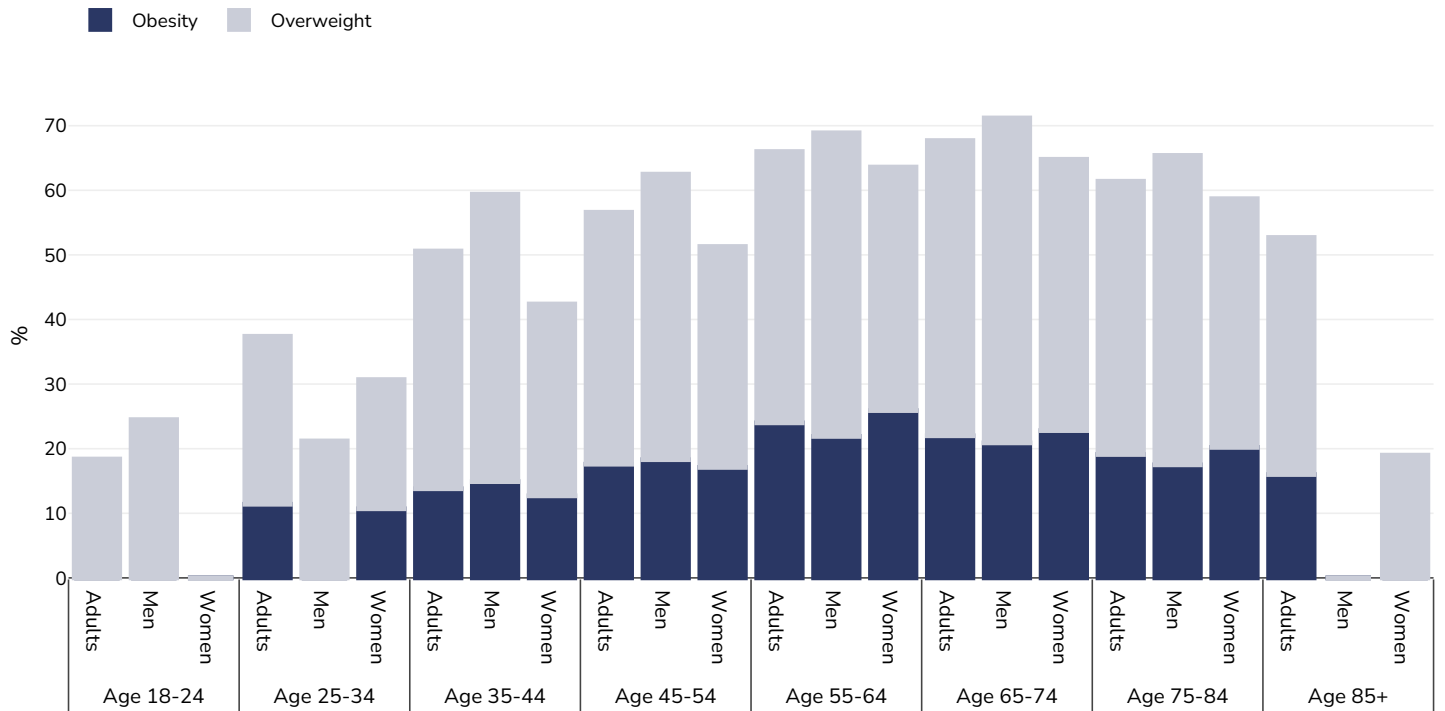
## Children, 2007-2013



Survey type:	Measured
Age:	7
Sample size:	2964
Area covered:	National
References:	Spinelli et al (2019). 'Childhood Severe Obesity in Europe', <i>Obes Facts</i> .12, pp. 244–258. (Data from COSI round 1-3)
Notes:	WHO cut-offs used. Based on Mother's education level.
Cutoffs:	WHO

## Overweight/obesity by age

### Adults, 2019



Survey type:

Self-report

Sample size:

14,6

Area covered:

Natio

References:

Instituto Nacional De Estatistica (2019) Inquérito Nacional de Saúde 2019. Data available from spreadsheet

[https://www.ine.pt/xportal/xmain?xpid=INE&xpgid=ine\\_destaques&DESTAQUESdest\\_boui=414434213&DESTAQUESmodo=2&xlang=](https://www.ine.pt/xportal/xmain?xpid=INE&xpgid=ine_destaques&DESTAQUESdest_boui=414434213&DESTAQUESmodo=2&xlang=)

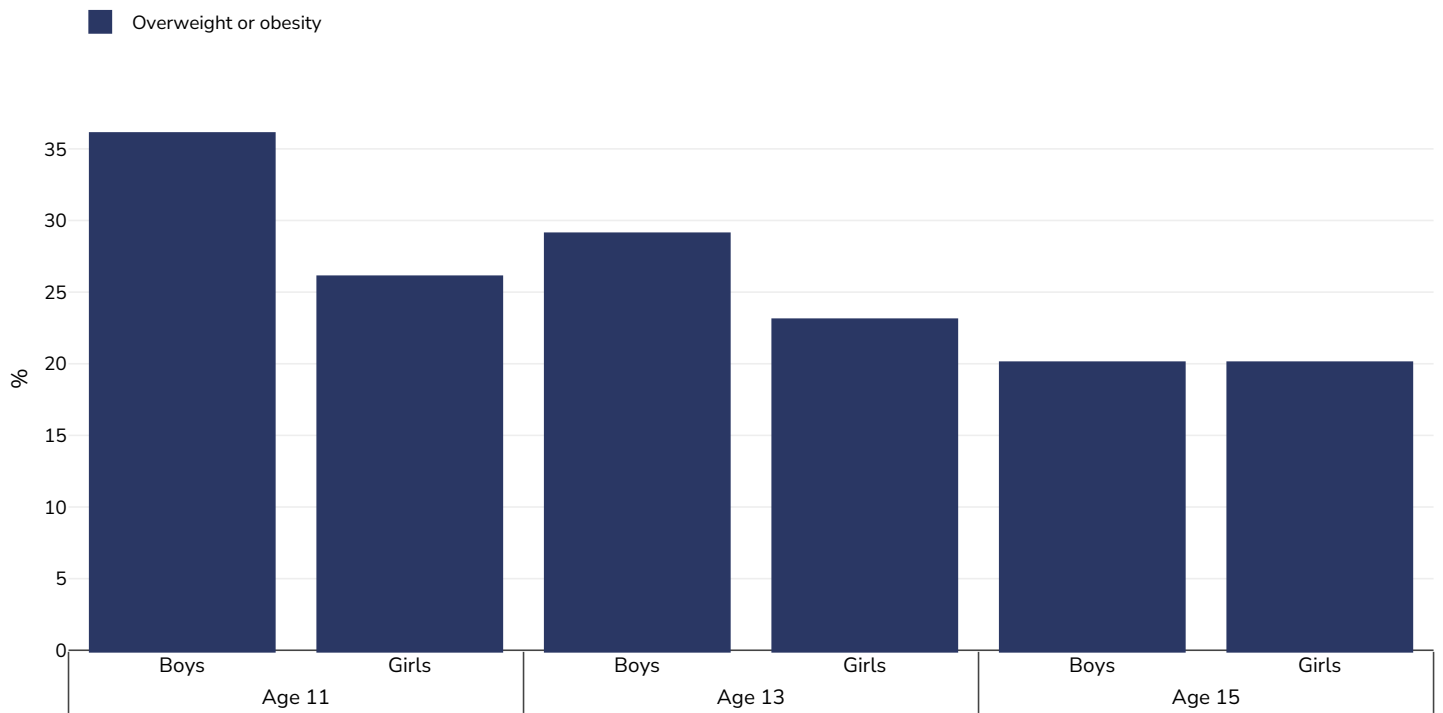
Last accessed: 01.06.

Notes:

Some values are missi

Unless otherwise noted, overweight refers to a BMI between 25kg and 29.9kg/m<sup>2</sup>, obesity refers to a BMI greater than 30kg/

## Children, 2021-2022



Survey type: Self-reported

Area covered: See Report

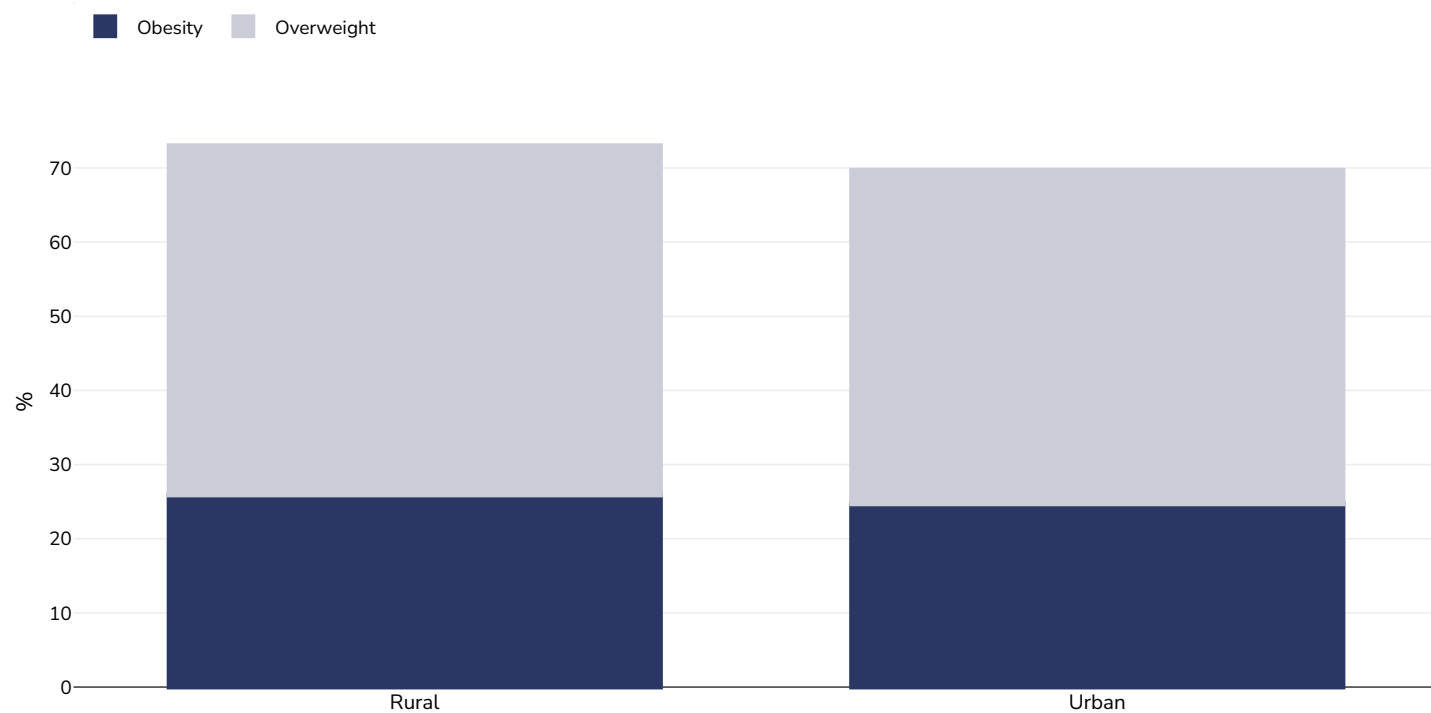
References: Rakić JG, Hamrik Z, Dzielska A, Felder-Puig R, Oja L, Bakalár P et al. A focus on adolescent physical activity, eating behaviours, weight status and body image in Europe, central Asia and Canada. Health Behaviour in School-aged Children (HBSC) international report from the 2021/2022 survey. Volume 4. Copenhagen: WHO Regional Office for Europe; 2024. 'Any translation was not created by the World Health Organization (WHO). WHO is not responsible for the content or accuracy of this translation. The original English edition shall be the binding and authentic edition'

Notes: HBSC aims to survey approximately 1500 pupils per age group in each country or region (totaling around 4500)

Cutoffs: +2SD

## Overweight/obesity by region

### Men, 2015



Survey type: Measured

Age: 25-74

Sample size: 4819

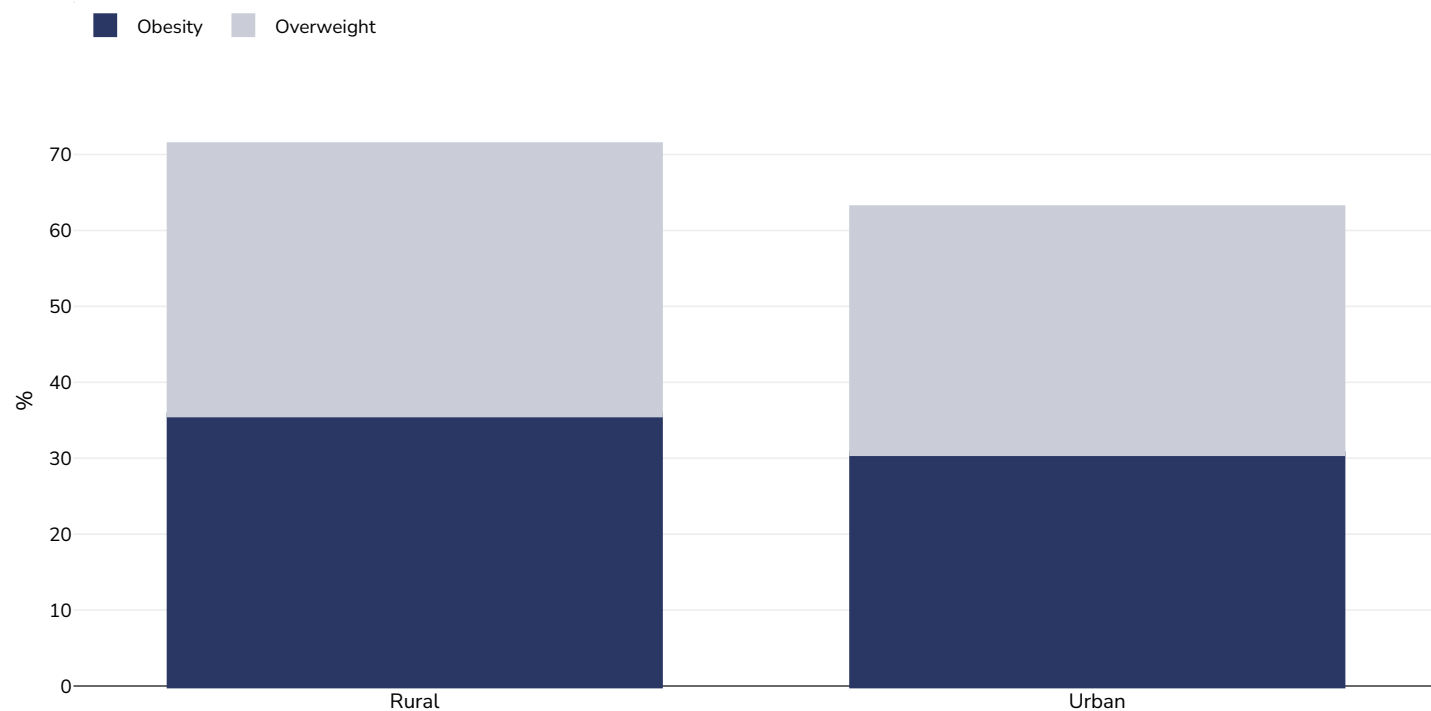
Area covered: National

References: Gaio, V. et al. (2017) 'Prevalence of overweight and obesity in Portugal: Results from the First Portuguese Health Examination Survey (INSEF 2015)', Obesity Research & Clinical Practice, ISSN 1871-403X. Available at: <https://doi.org/10.1016/j.orcp.2017.08.002> (Accessed: 7 November 2017).

Notes: Female = 2583, Male = 2236

*Unless otherwise noted, overweight refers to a BMI between 25kg and 29.9kg/m<sup>2</sup>, obesity refers to a BMI greater than 30kg/m<sup>2</sup>.*

## Women, 2015



Survey type: Measured

Age: 25-74

Sample size: 4819

Area covered: National

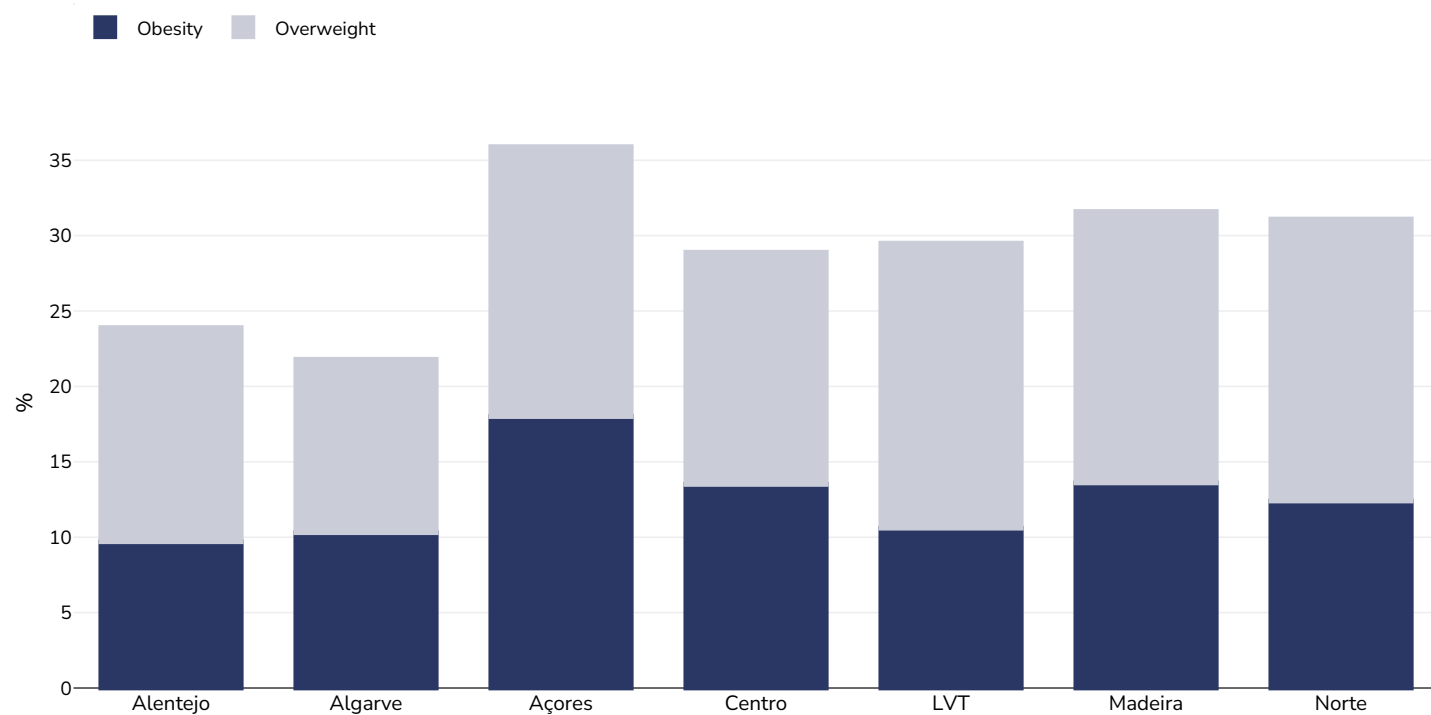
References: Gaio, V. et al. (2017) 'Prevalence of overweight and obesity in Portugal: Results from the First Portuguese Health Examination Survey (INSEF 2015)', Obesity Research & Clinical Practice, ISSN 1871-403X. Available at: <https://doi.org/10.1016/j.orcp.2017.08.002> (Accessed: 7 November 2017).

Notes: Female = 2583, Male = 2236

*Unless otherwise noted, overweight refers to a BMI between 25kg and 29.9kg/m<sup>2</sup>, obesity refers to a BMI greater than 30kg/m<sup>2</sup>.*



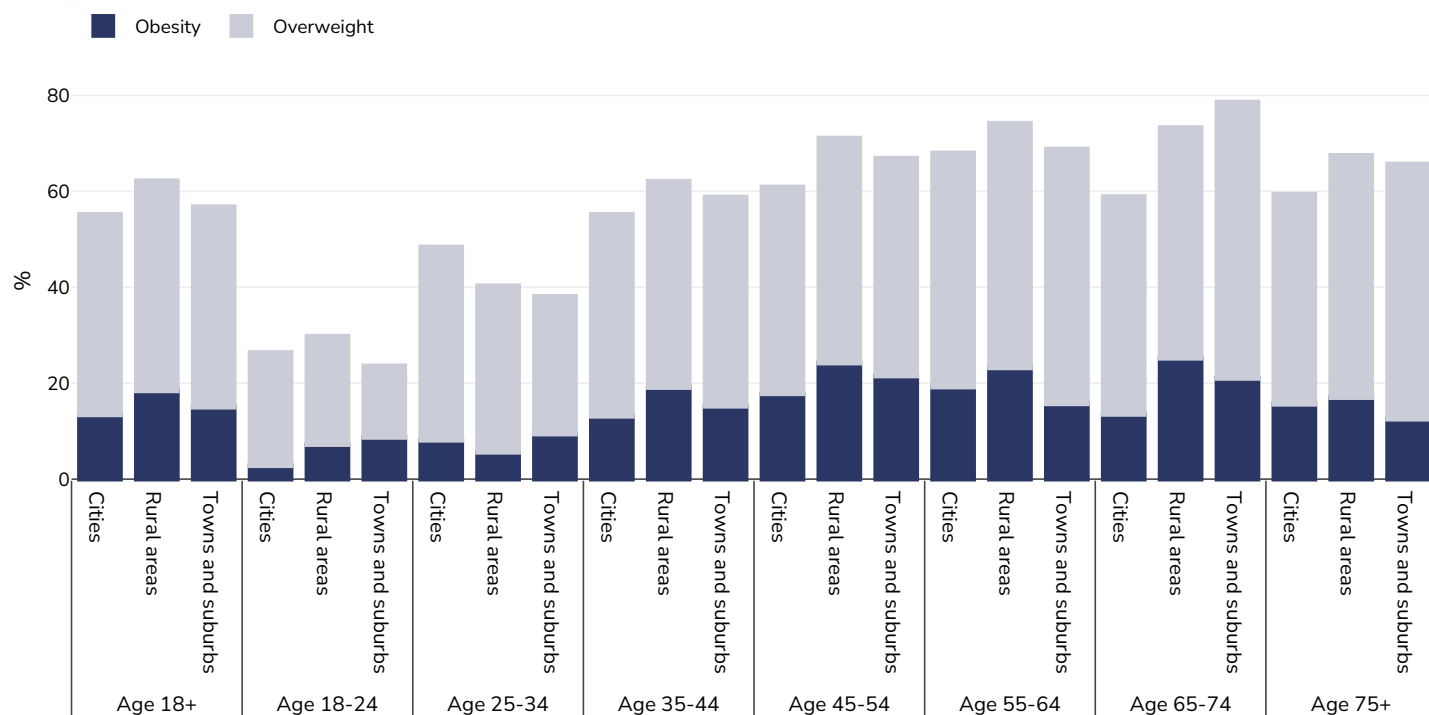
## Children, 2019



Survey type:	Measured
Age:	6-8
Sample size:	7,210
Area covered:	National
References:	COSI Portugal 2019. Available at: <a href="http://www.ceidss.com/wp-content/uploads/2020/03/COSI-2019_-FactSheet.pdf">http://www.ceidss.com/wp-content/uploads/2020/03/COSI-2019_-FactSheet.pdf</a> . Last accessed: 18.05.21.
Cutoffs:	WHO

## Overweight/obesity by age and region

### Men, 2014



Survey type:

Self-reported

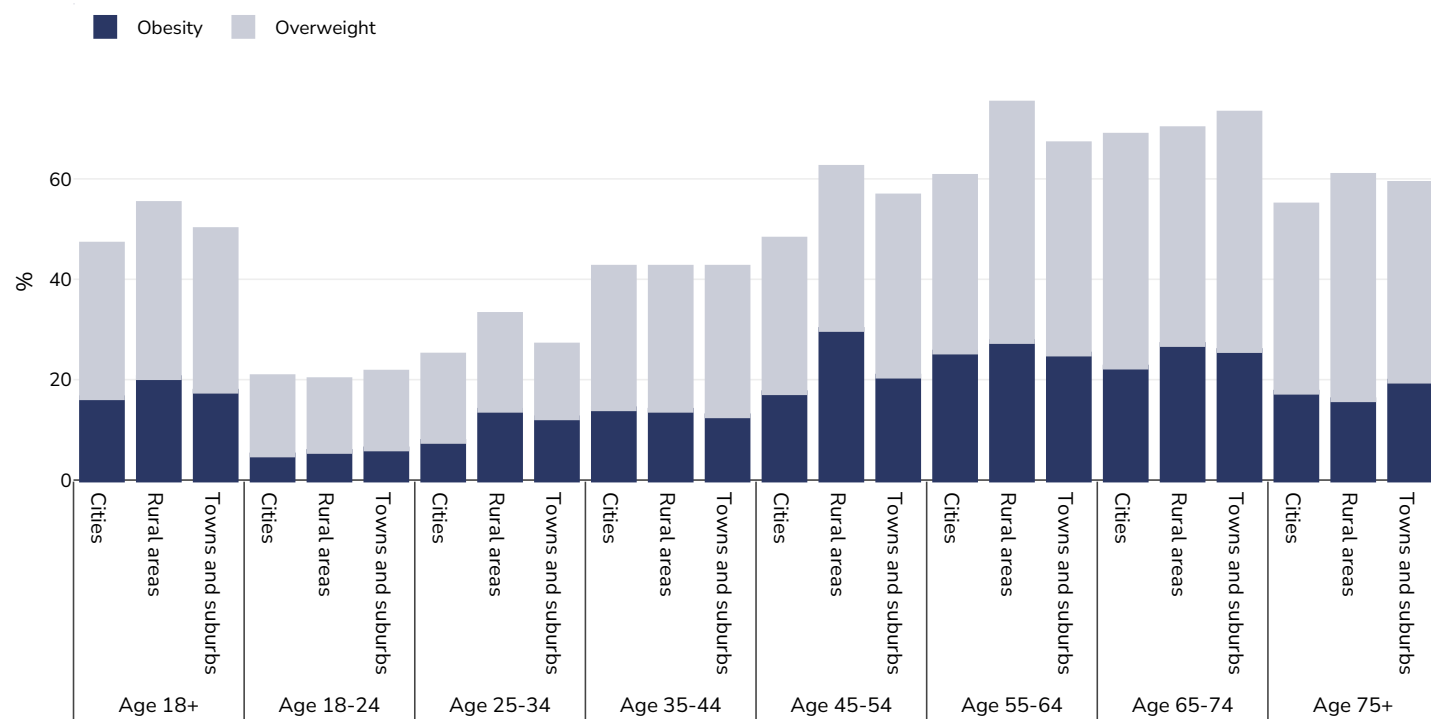
Area covered:

National

References: 2014 Eurostat Database: [http://appsso.eurostat.ec.europa.eu/nui/show.do?dataset=hlth\\_ehis\\_bm1e&lang=en](http://appsso.eurostat.ec.europa.eu/nui/show.do?dataset=hlth_ehis_bm1e&lang=en) (last accessed 25.08.20)

Unless otherwise noted, overweight refers to a BMI between 25kg and 29.9kg/m<sup>2</sup>, obesity refers to a BMI greater than 30kg/m<sup>2</sup>.

## Women, 2014



Survey type:

Self-reported

Area covered:

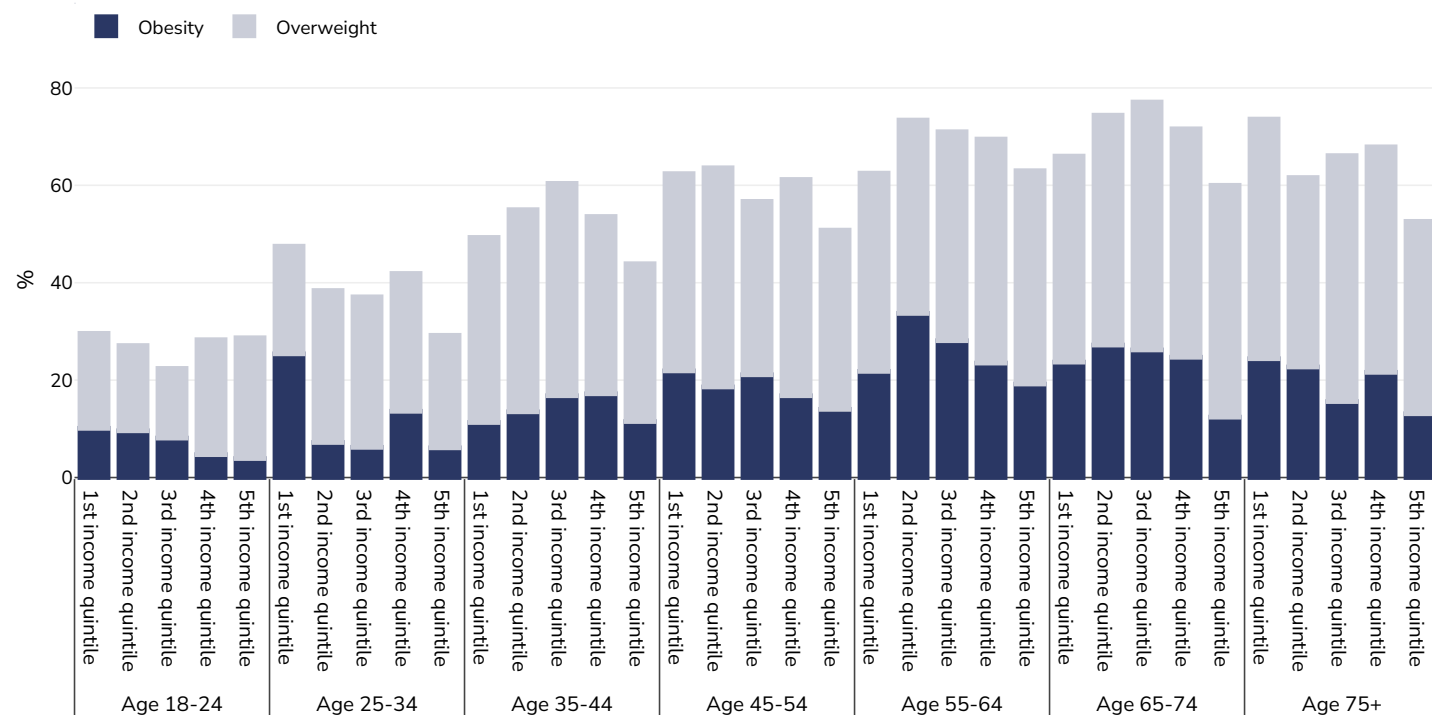
National

References: 2014 Eurostat Database: [http://appsso.eurostat.ec.europa.eu/nui/show.do?dataset=hlth\\_ehis\\_bm1e&lang=en](http://appsso.eurostat.ec.europa.eu/nui/show.do?dataset=hlth_ehis_bm1e&lang=en) (last accessed 25.08.20)

Unless otherwise noted, overweight refers to a BMI between 25kg and 29.9kg/m<sup>2</sup>, obesity refers to a BMI greater than 30kg/m<sup>2</sup>.

## Overweight/obesity by age and socio-economic group

### Adults, 2019



Survey type:

Self-reported

Area covered:

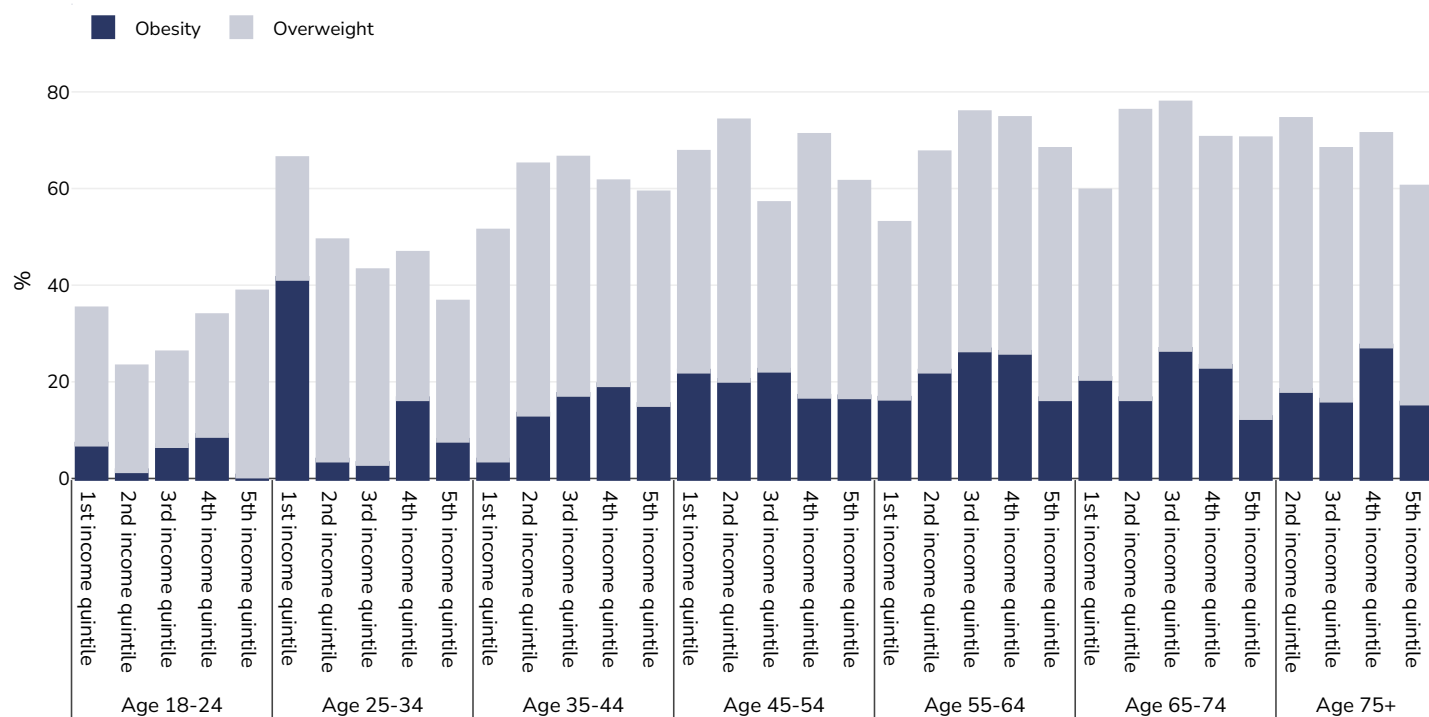
National

References:

Eurostat 2019. Available at [https://appsso.eurostat.ec.europa.eu/nui/show.do?dataset=hlth\\_ehis\\_bm1i&lang=en](https://appsso.eurostat.ec.europa.eu/nui/show.do?dataset=hlth_ehis_bm1i&lang=en) (last accessed 09.08.21).

Unless otherwise noted, overweight refers to a BMI between 25kg and 29.9kg/m<sup>2</sup>, obesity refers to a BMI greater than 30kg/m<sup>2</sup>.

## Men, 2019



Survey type:

Self-reported

Area covered:

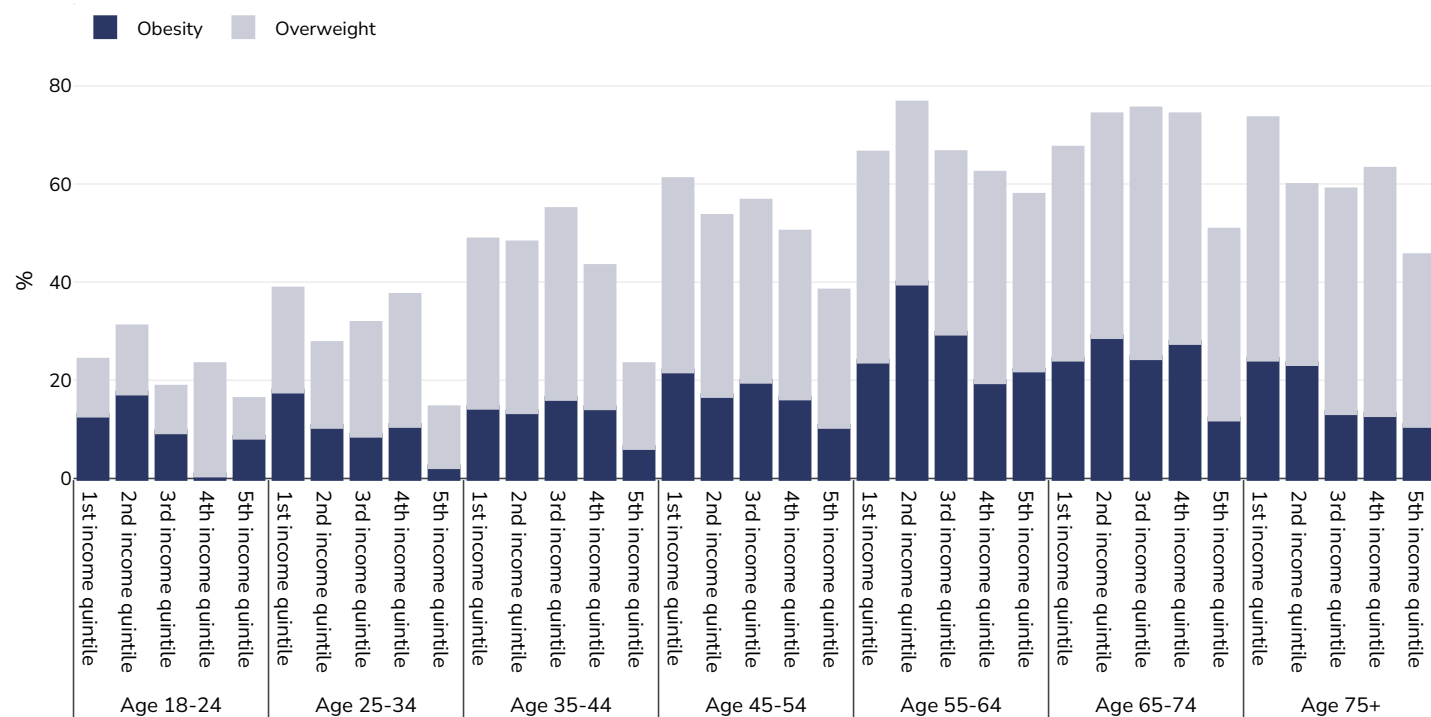
National

References:

Eurostat 2019. Available at [https://appsso.eurostat.ec.europa.eu/nui/show.do?dataset=hlth\\_ehis\\_bm1i&lang=en](https://appsso.eurostat.ec.europa.eu/nui/show.do?dataset=hlth_ehis_bm1i&lang=en) (last accessed 09.08.21).

*Unless otherwise noted, overweight refers to a BMI between 25kg and 29.9kg/m<sup>2</sup>, obesity refers to a BMI greater than 30kg/m<sup>2</sup>.*

## Women, 2019



Survey type:

Self-reported

Area covered:

National

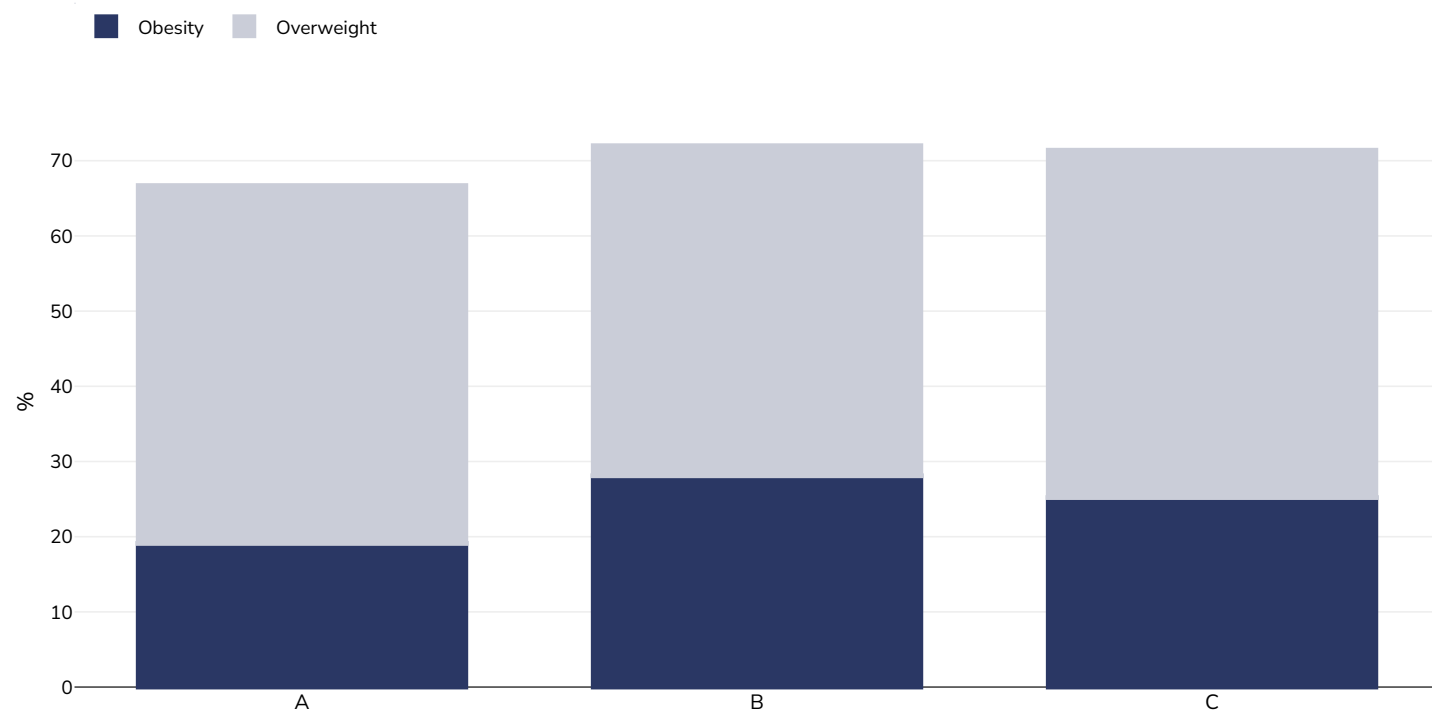
References:

Eurostat 2019. Available at [https://appsso.eurostat.ec.europa.eu/nui/show.do?dataset=hlth\\_ehis\\_bm1i&lang=en](https://appsso.eurostat.ec.europa.eu/nui/show.do?dataset=hlth_ehis_bm1i&lang=en) (last accessed 09.08.21).

*Unless otherwise noted, overweight refers to a BMI between 25kg and 29.9kg/m<sup>2</sup>, obesity refers to a BMI greater than 30kg/m<sup>2</sup>.*

## Overweight/obesity by socio-economic group

### Men, 2015



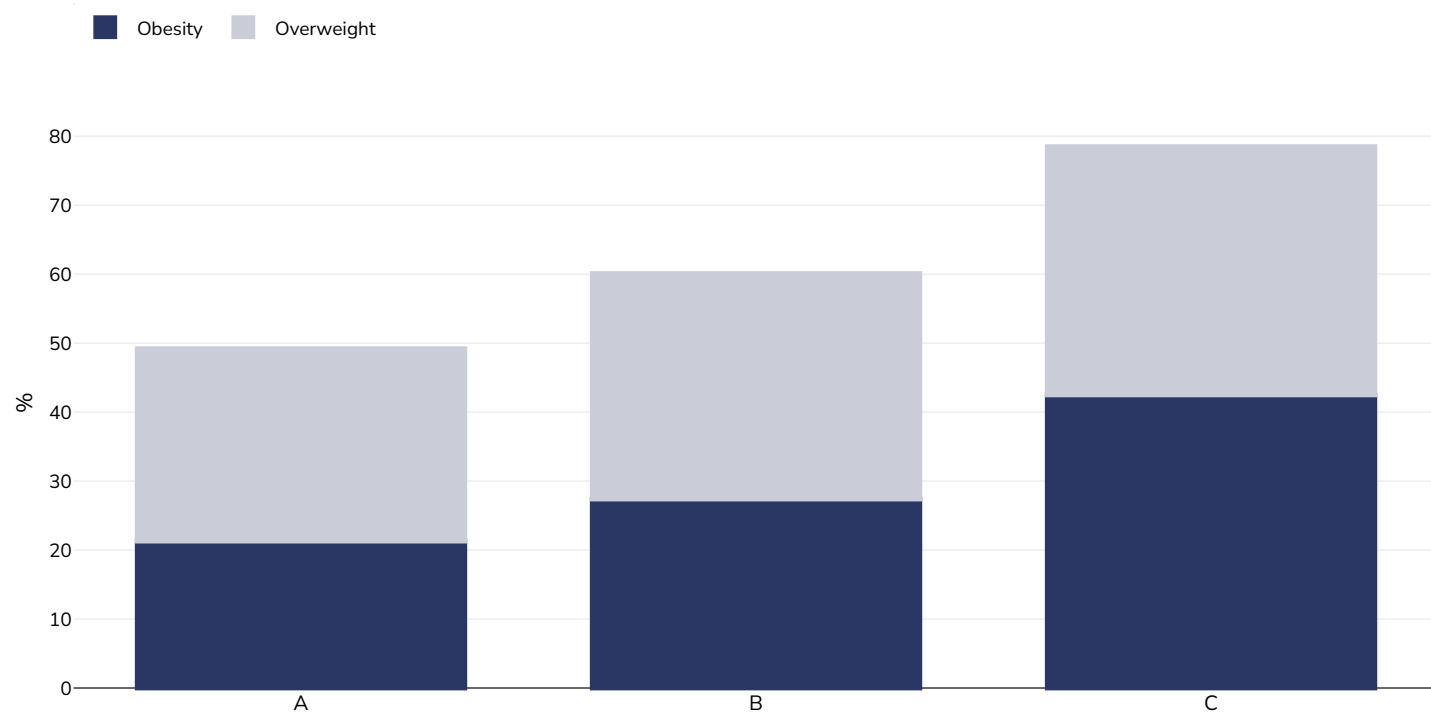
Survey type:	Measured
Age:	25-74
Sample size:	4667
Area covered:	National

References: Gaio, V. et al. (2017) 'Prevalence of overweight and obesity in Portugal: Results from the First Portuguese Health Examination Survey (INSEF 2015)', Obesity Research & Clinical Practice, ISSN 1871-403X. Available at: <https://doi.org/10.1016/j.orcp.2017.08.002> (Accessed: 7 November 2017).

Notes: Female = 2510 Male = 2157 Socioeconomic status based on the following occupational activities: A = Armed Forces, Managers and Professionals B = Technicians & Associate Professionals, Clerical Support Workers, Services & Sales Workers C = Skilled Agricultural Workers, Craft & Related Trades Workers, Plant & Machine Operators, Elementary occupations, Housewives, Students

*Unless otherwise noted, overweight refers to a BMI between 25kg and 29.9kg/m<sup>2</sup>, obesity refers to a BMI greater than 30kg/m<sup>2</sup>.*

## Women, 2015



Survey type:	Measured
Age:	25-74
Sample size:	4667
Area covered:	National

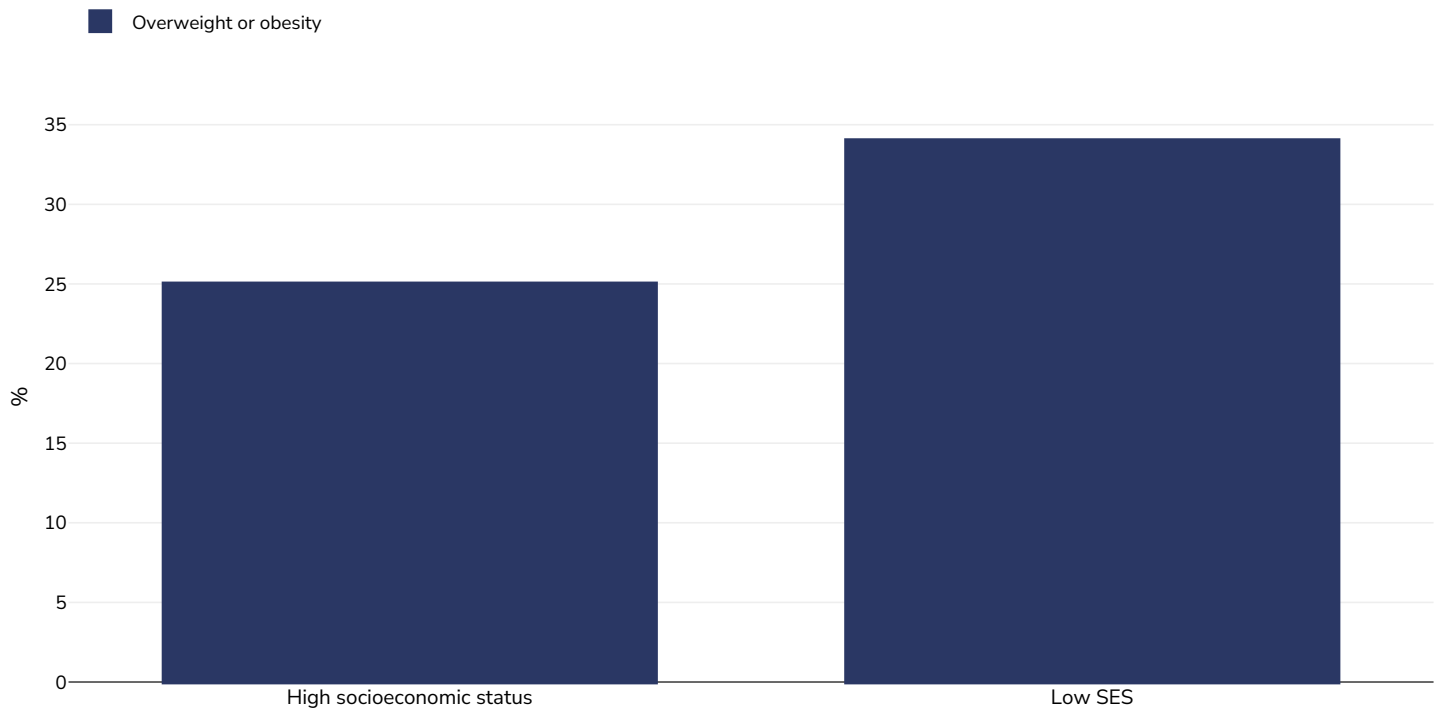
References: Gaio, V. et al. (2017) 'Prevalence of overweight and obesity in Portugal: Results from the First Portuguese Health Examination Survey (INSEF 2015)', Obesity Research & Clinical Practice, ISSN 1871-403X. Available at: <https://doi.org/10.1016/j.orcp.2017.08.002> (Accessed: 7 November 2017).

Notes: Female = 2510 Male = 2157 Socioeconomic status based on the following occupational activities: A = Armed Forces, Managers and Professionals B = Technicians & Associate Professionals, Clerical Support Workers, Services & Sales Workers C = Skilled Agricultural Workers, Craft & Related Trades Workers, Plant & Machine Operators, Elementary occupations, Housewives, Students

*Unless otherwise noted, overweight refers to a BMI between 25kg and 29.9kg/m<sup>2</sup>, obesity refers to a BMI greater than 30kg/m<sup>2</sup>.*



## Boys, 2021-2022



Survey type: Self-reported

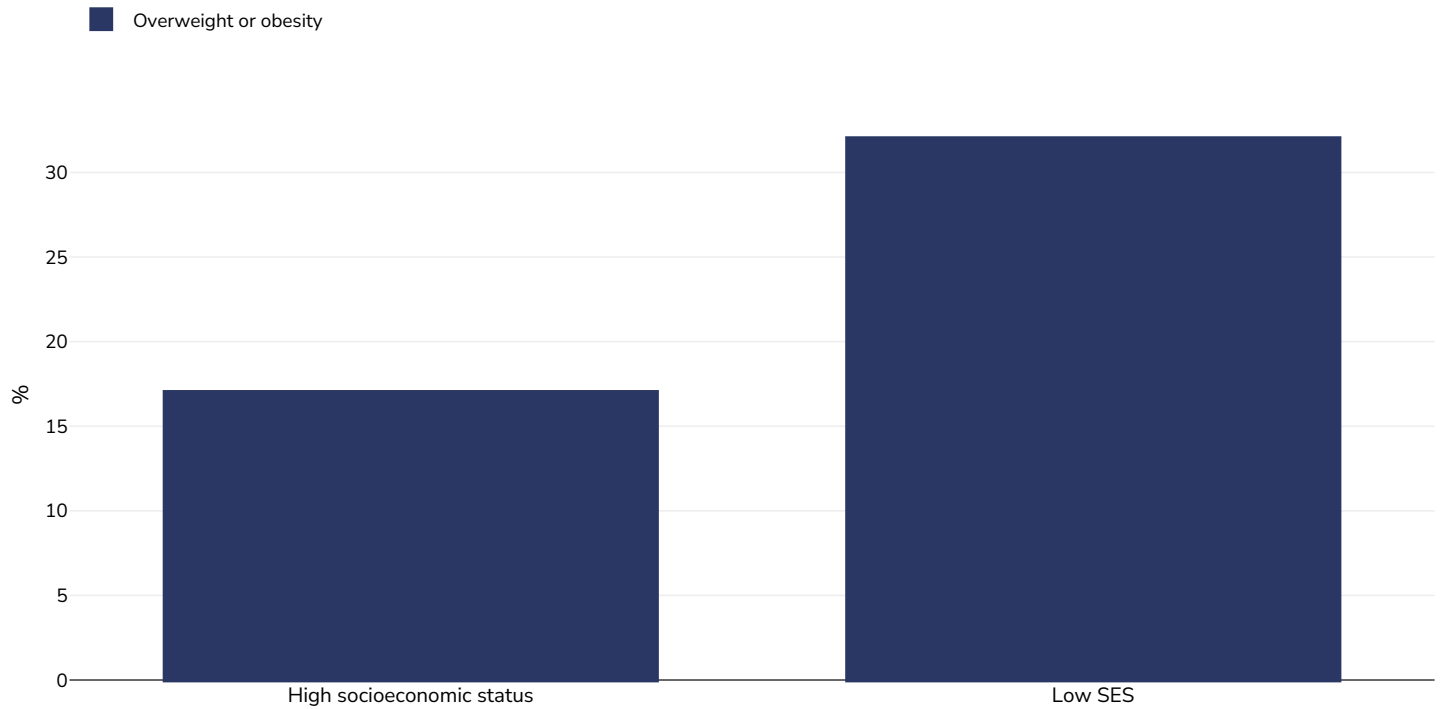
Age: 11-15

References: Raki? JG, Hamrik Z, Dzielska A, Felder-Puig R, Oja L, Bakalár P et al. A focus on adolescent physical activity, eating behaviours, weight status and body image in Europe, central Asia and Canada. Health Behaviour in School-aged Children (HBSC) international report from the 2021/2022 survey. Volume 4. Copenhagen: WHO Regional Office for Europe; 2024. 'Any translation was not created by the World Health Organization (WHO). WHO is not responsible for the content or accuracy of this translation. The original English edition shall be the binding and authentic edition'

Notes: Family affluence scale HBSC aims to survey approximately 1500 pupils per age group in each country or region (totaling around 4500)

Cutoffs: +2SD

## Girls, 2021-2022



Survey type: Self-reported

Age: 11-15

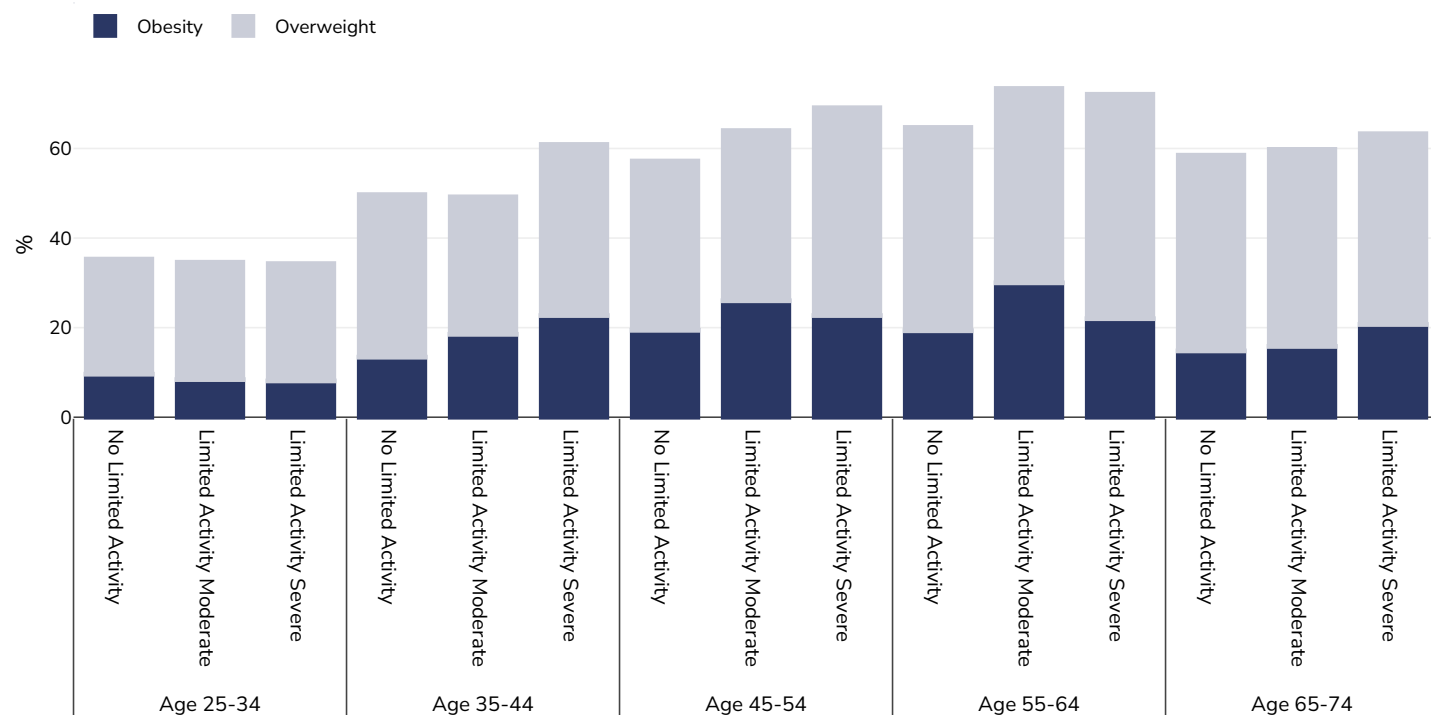
References: Raki? JG, Hamrik Z, Dzielska A, Felder-Puig R, Oja L, Bakalár P et al. A focus on adolescent physical activity, eating behaviours, weight status and body image in Europe, central Asia and Canada. Health Behaviour in School-aged Children (HBSC) international report from the 2021/2022 survey. Volume 4. Copenhagen: WHO Regional Office for Europe; 2024. 'Any translation was not created by the World Health Organization (WHO). WHO is not responsible for the content or accuracy of this translation. The original English edition shall be the binding and authentic edition'

Notes: Family affluence scale HBSC aims to survey approximately 1500 pupils per age group in each country or region (totaling around 4500)

Cutoffs: +2SD

## Overweight/obesity by age and limited activity

### Adults, 2014



Survey type:

Self-reported

Area covered:

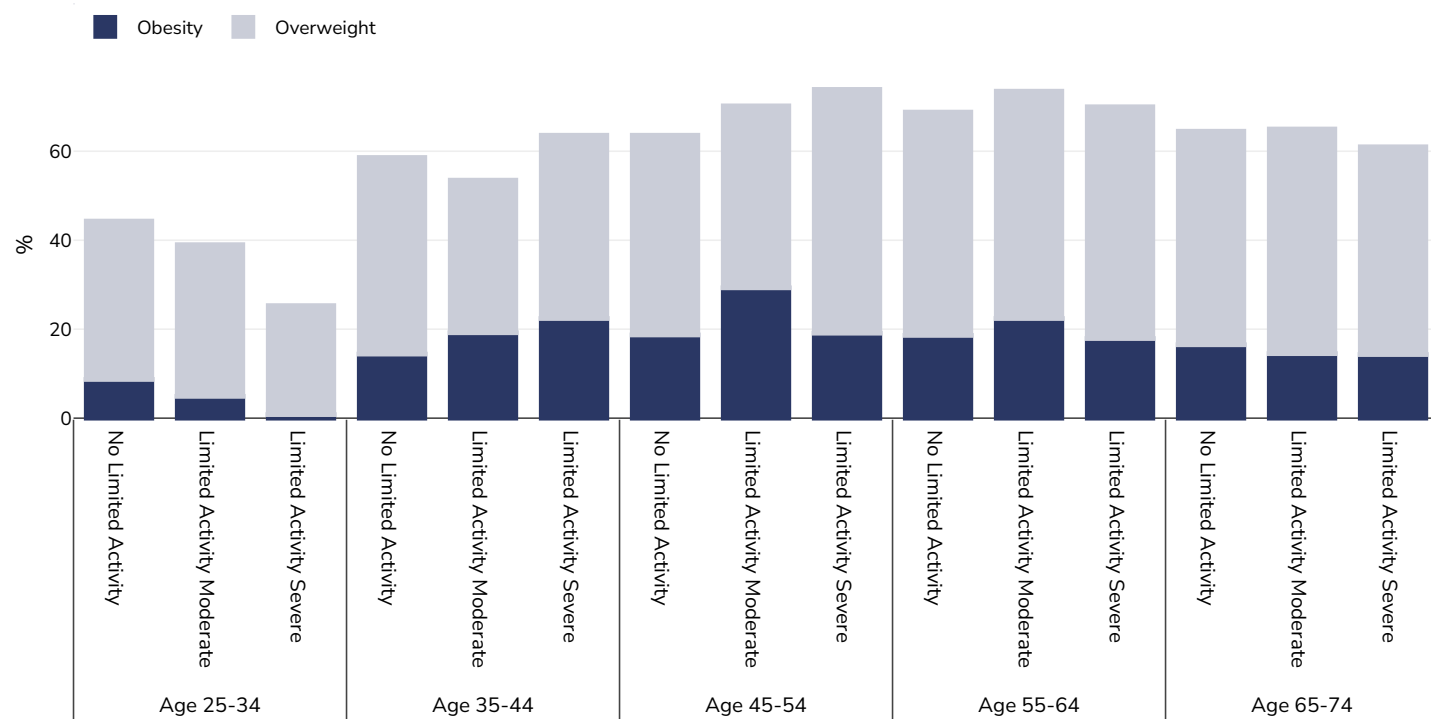
National

References:

Eurostat 2014 available at <https://appsso.eurostat.ec.europa.eu/nui/submitViewTableAction.do> (last accessed 06.10.21)

*Unless otherwise noted, overweight refers to a BMI between 25kg and 29.9kg/m<sup>2</sup>, obesity refers to a BMI greater than 30kg/m<sup>2</sup>.*

## Men, 2014



Survey type:

Self-reported

Area covered:

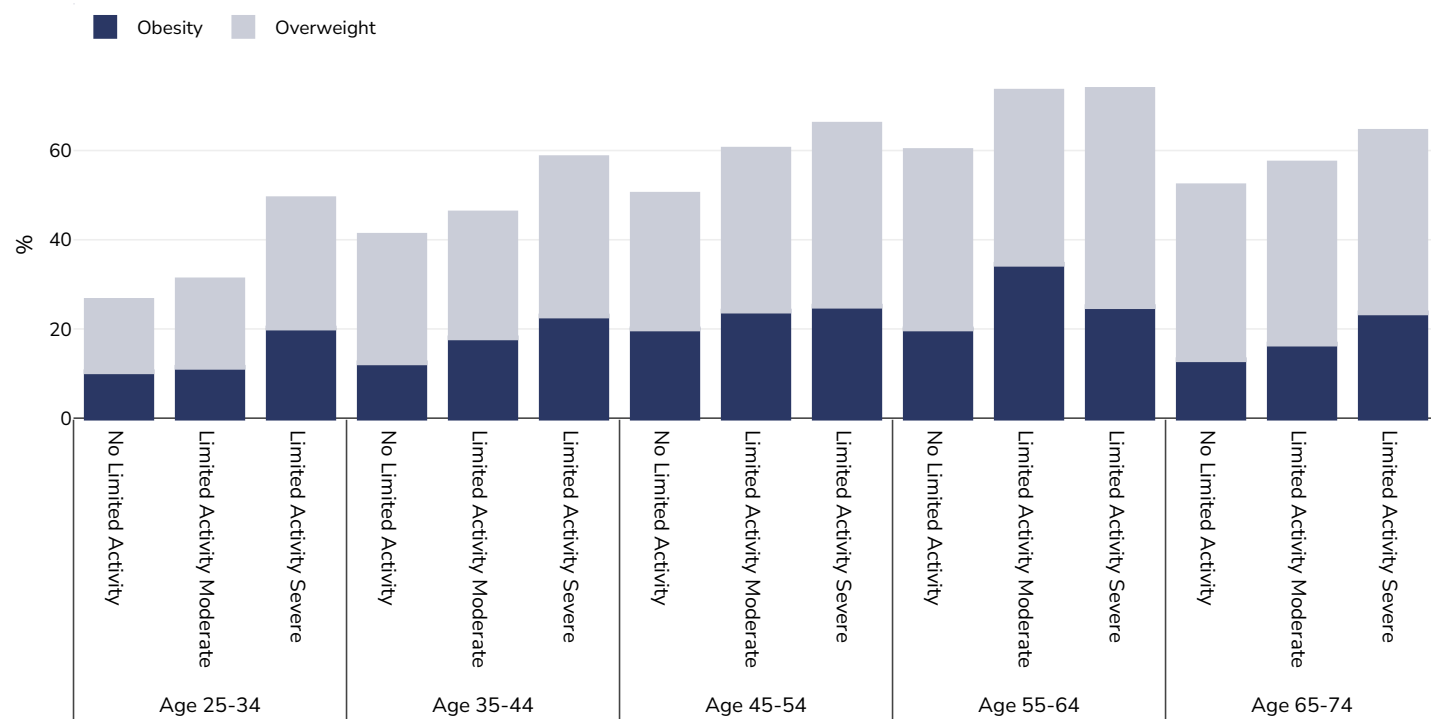
National

References:

Eurostat 2014 available at <https://appsso.eurostat.ec.europa.eu/nui/submitViewTableAction.do> (last accessed 06.10.21)

*Unless otherwise noted, overweight refers to a BMI between 25kg and 29.9kg/m<sup>2</sup>, obesity refers to a BMI greater than 30kg/m<sup>2</sup>.*

## Women, 2014



Survey type:

Self-reported

Area covered:

National

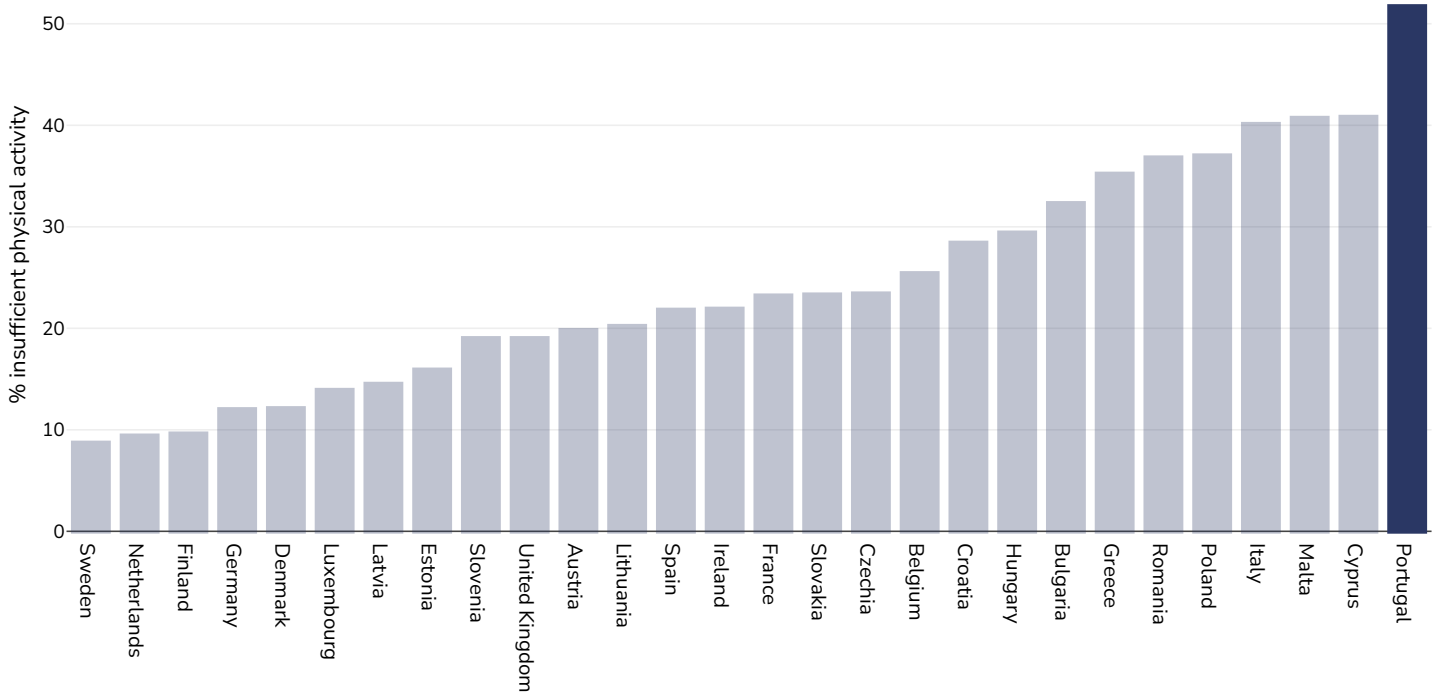
References:

Eurostat 2014 available at <https://appsso.eurostat.ec.europa.eu/nui/submitViewTableAction.do> (last accessed 06.10.21)

*Unless otherwise noted, overweight refers to a BMI between 25kg and 29.9kg/m<sup>2</sup>, obesity refers to a BMI greater than 30kg/m<sup>2</sup>.*

## Insufficient physical activity

### Adults, 2022



Survey type: Self-reported

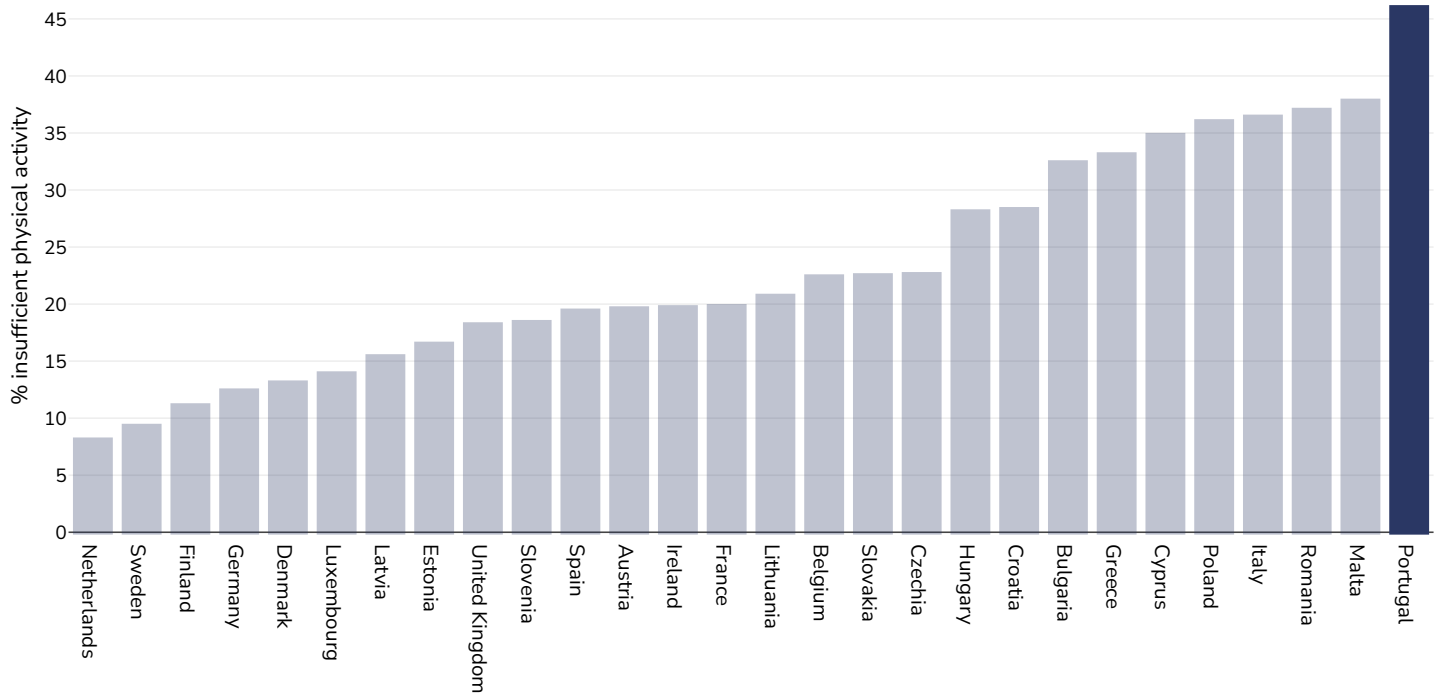
Age: 18+

Area covered: National

References: WHO (2024). Prevalence of insufficient physical activity among adults aged 18-years age-standardized estimate in 2022. Available at [https://www.who.int/data/gho/data/indicators/indicator-details/GHO/prevalence-of-insufficient-physical-activity-among-adults-aged-18-years-\(age-standardized-estimate\)-\(-\)](https://www.who.int/data/gho/data/indicators/indicator-details/GHO/prevalence-of-insufficient-physical-activity-among-adults-aged-18-years-(age-standardized-estimate)-(-))

Definitions: Percent of population attaining less than 150 minutes of moderate-intensity physical activity per week, or less than 75 minutes of vigorous-intensity physical activity per week, or equivalent.

## Men, 2022



Survey type: Self-reported

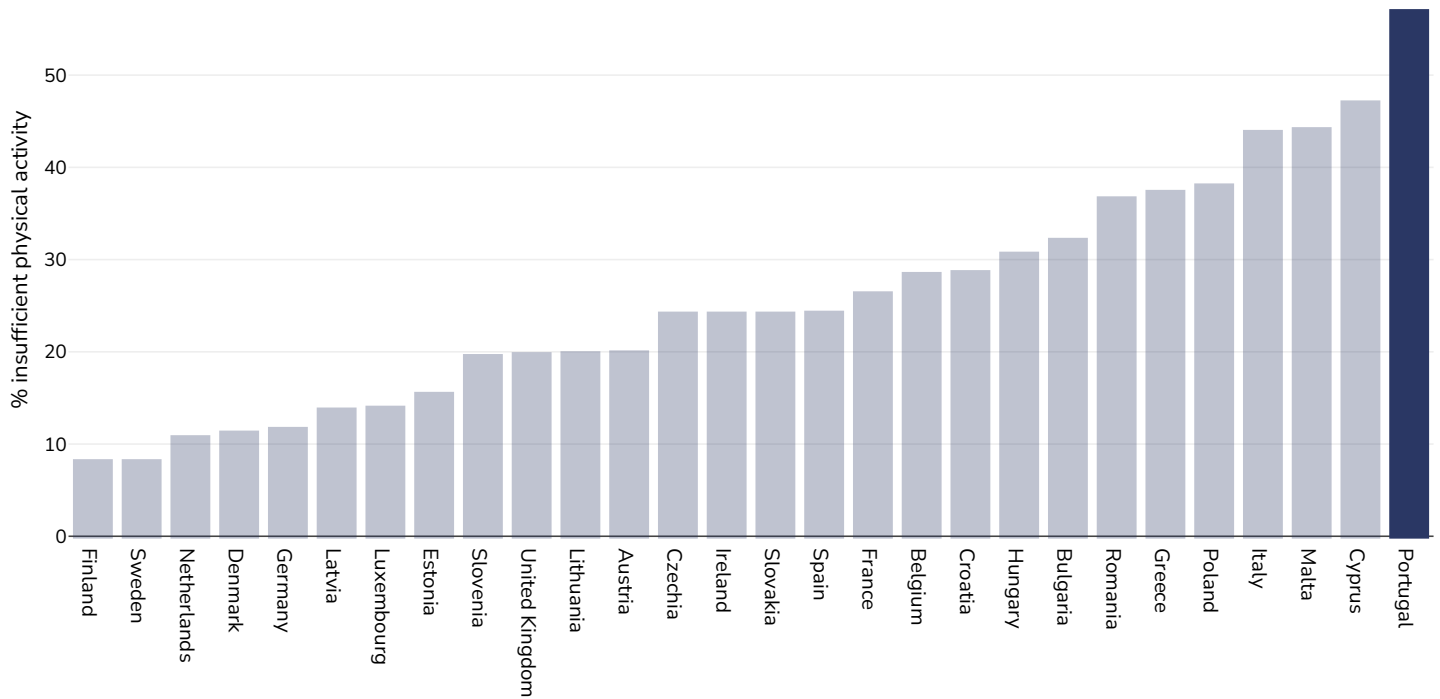
Age: 18+

Area covered: National

References: WHO (2024). Prevalence of insufficient physical activity among adults aged 18-years age-standardized estimate in 2022. Available at [https://www.who.int/data/gho/data/indicators/indicator-details/GHO/prevalence-of-insufficient-physical-activity-among-adults-aged-18-years-\(age-standardized-estimate\)-\(-\)](https://www.who.int/data/gho/data/indicators/indicator-details/GHO/prevalence-of-insufficient-physical-activity-among-adults-aged-18-years-(age-standardized-estimate)-(-))

Definitions: Percent of population attaining less than 150 minutes of moderate-intensity physical activity per week, or less than 75 minutes of vigorous-intensity physical activity per week, or equivalent.

## Women, 2022



Survey type: Self-reported

Age: 18+

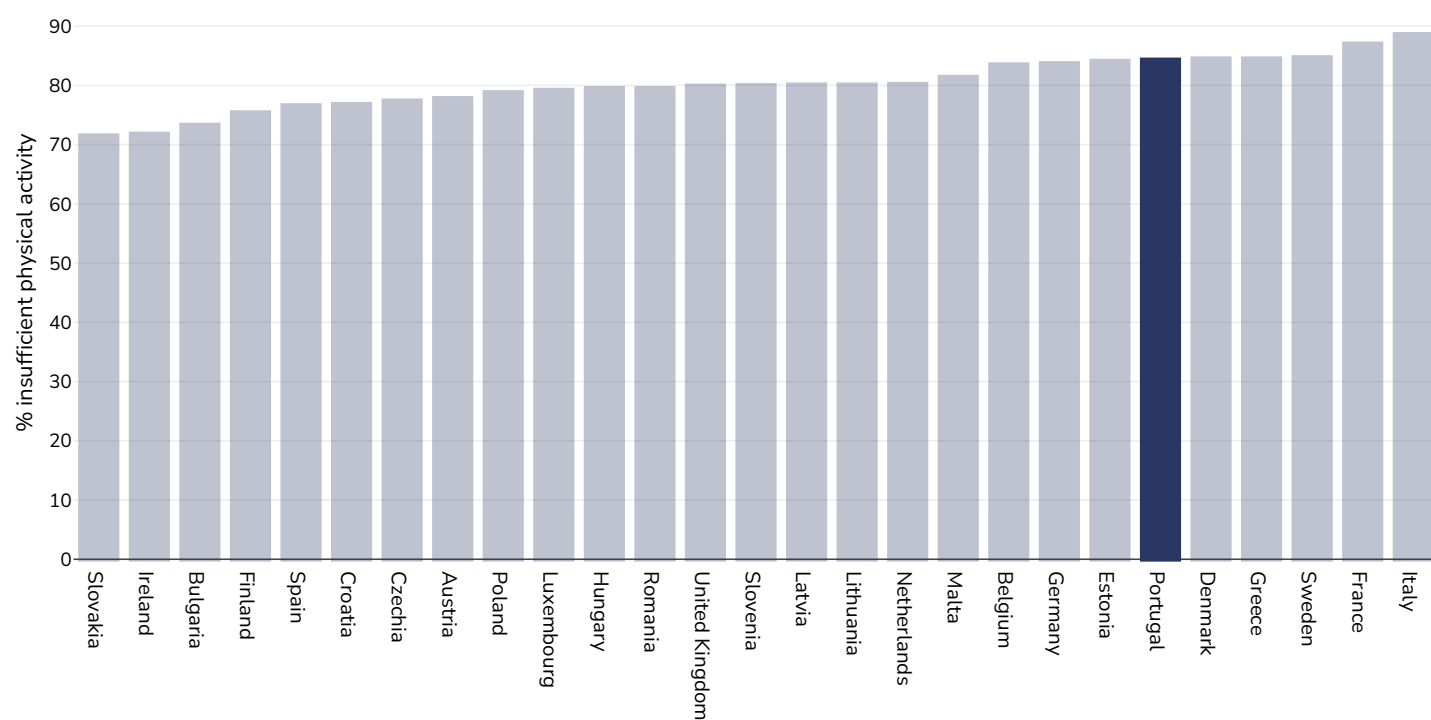
Area covered: National

References: WHO (2024). Prevalence of insufficient physical activity among adults aged 18-years age-standardized estimate in 2022. Available at [https://www.who.int/data/gho/data/indicators/indicator-details/GHO/prevalence-of-insufficient-physical-activity-among-adults-aged-18-years-\(age-standardized-estimate\)-\(-\)](https://www.who.int/data/gho/data/indicators/indicator-details/GHO/prevalence-of-insufficient-physical-activity-among-adults-aged-18-years-(age-standardized-estimate)-(-))

Definitions: Percent of population attaining less than 150 minutes of moderate-intensity physical activity per week, or less than 75 minutes of vigorous-intensity physical activity per week, or equivalent.



## Children, 2016



Survey type:

Self-reported

Age:

11-17

References:

Global Health Observatory data repository, World Health Organisation, <https://apps.who.int/gho/data/node.main.A893ADO?lang=en> (last accessed 16.03.21)

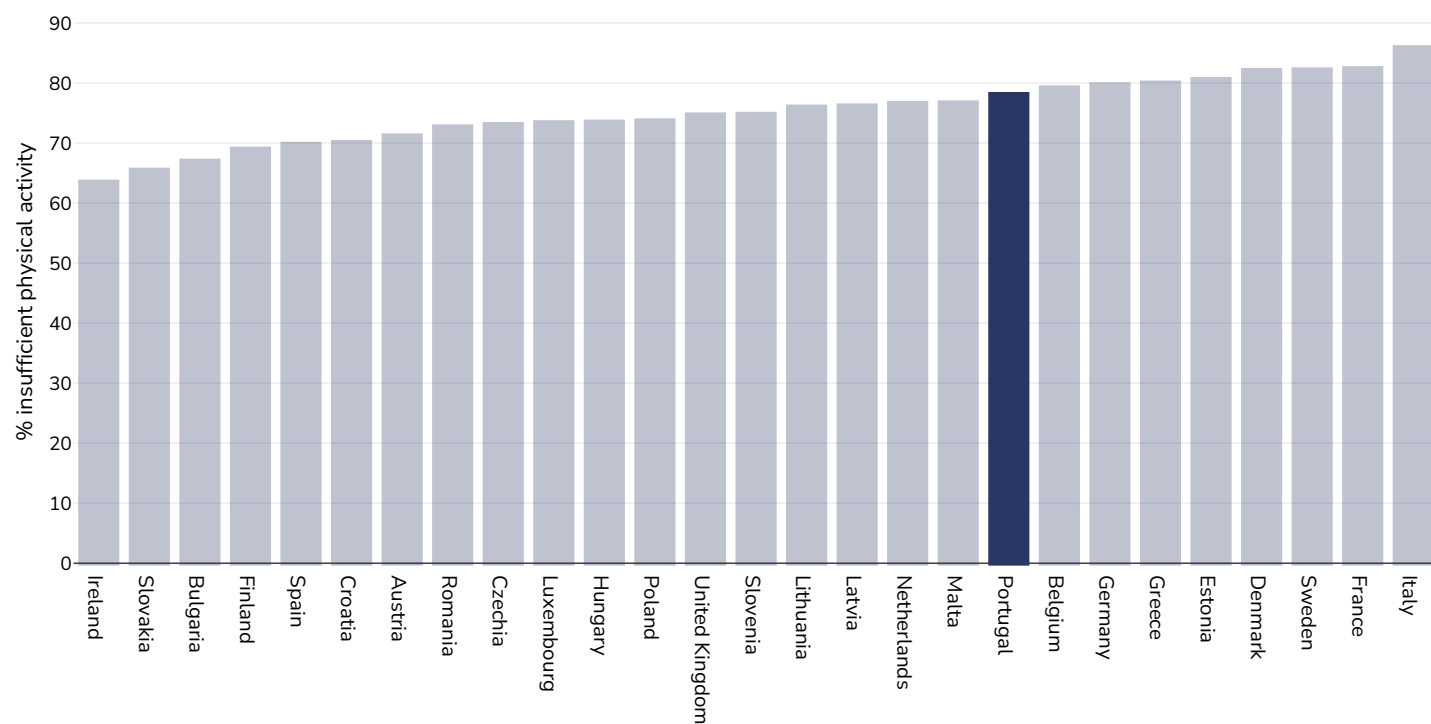
Notes:

% of school going adolescents not meeting WHO recommendations on Physical Activity for Health, i.e. doing less than 60 minutes of moderate- to vigorous-intensity physical activity daily.

Definitions:

% Adolescents insufficiently active (age standardised estimate)

## Boys, 2016



Survey type:

Self-reported

Age:

11-17

References:

Global Health Observatory data repository, World Health Organisation, <https://apps.who.int/gho/data/node.main.A893ADO?lang=en> (last accessed 16.03.21)

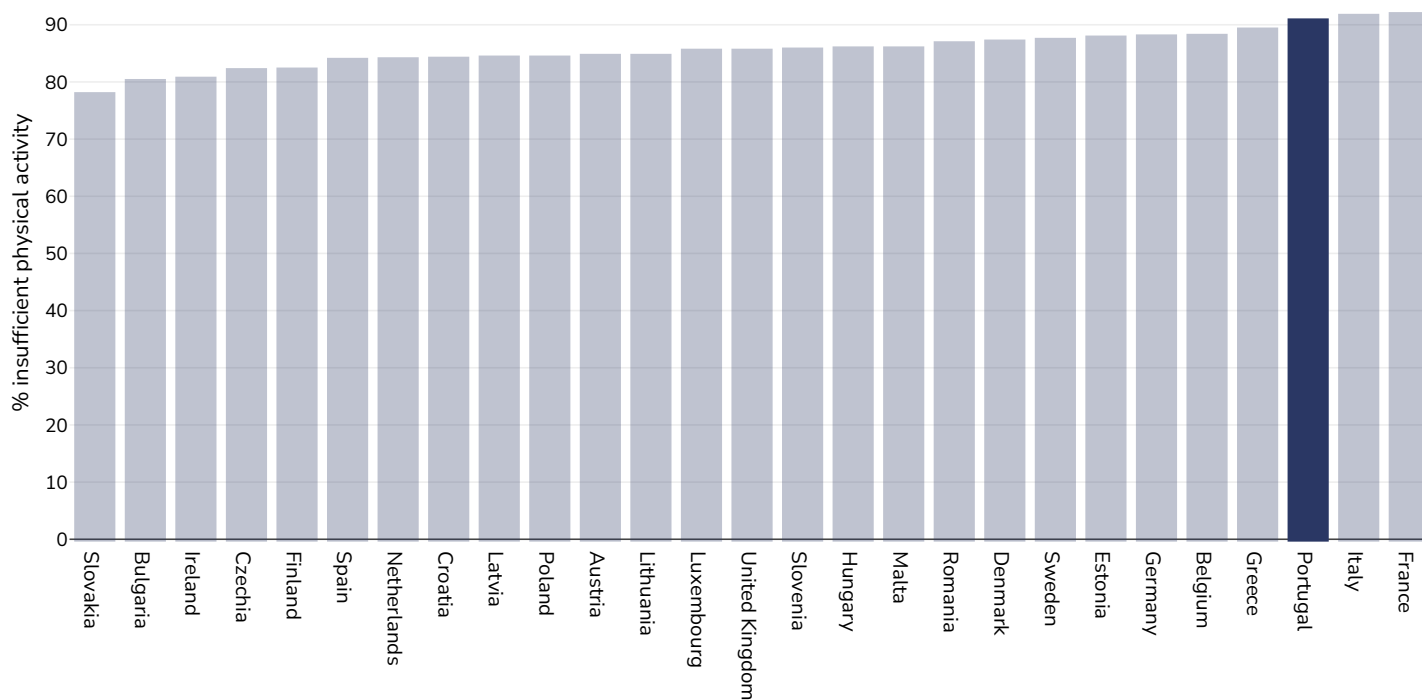
Notes:

% of school going adolescents not meeting WHO recommendations on Physical Activity for Health, i.e. doing less than 60 minutes of moderate- to vigorous-intensity physical activity daily.

Definitions:

% Adolescents insufficiently active (age standardised estimate)

## Girls, 2016



Survey type: Self-reported

Age: 11-17

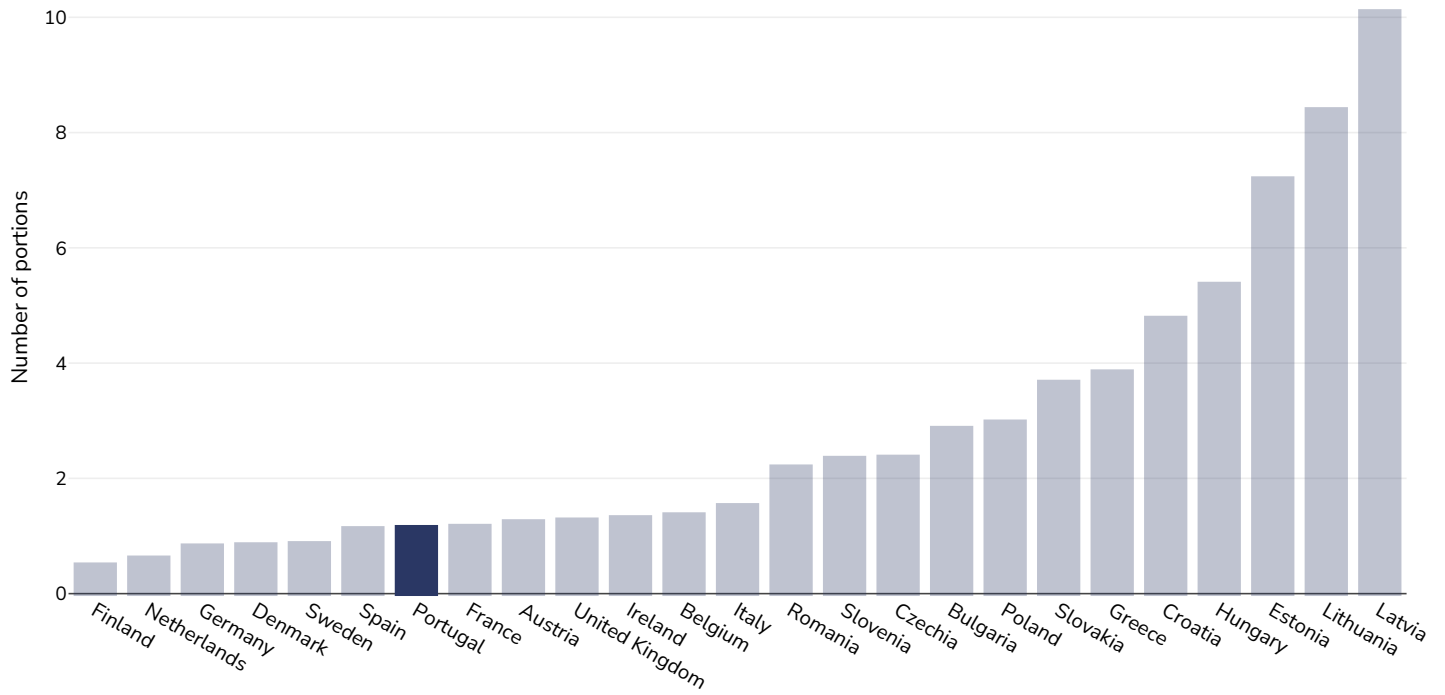
References: Global Health Observatory data repository, World Health Organisation, <https://apps.who.int/gho/data/node.main.A893ADO?lang=en> (last accessed 16.03.21)

Notes: % of school going adolescents not meeting WHO recommendations on Physical Activity for Health, i.e. doing less than 60 minutes of moderate- to vigorous-intensity physical activity daily.

Definitions: % Adolescents insufficiently active (age standardised estimate)

## Sugar consumption

Adults, 2016



References:

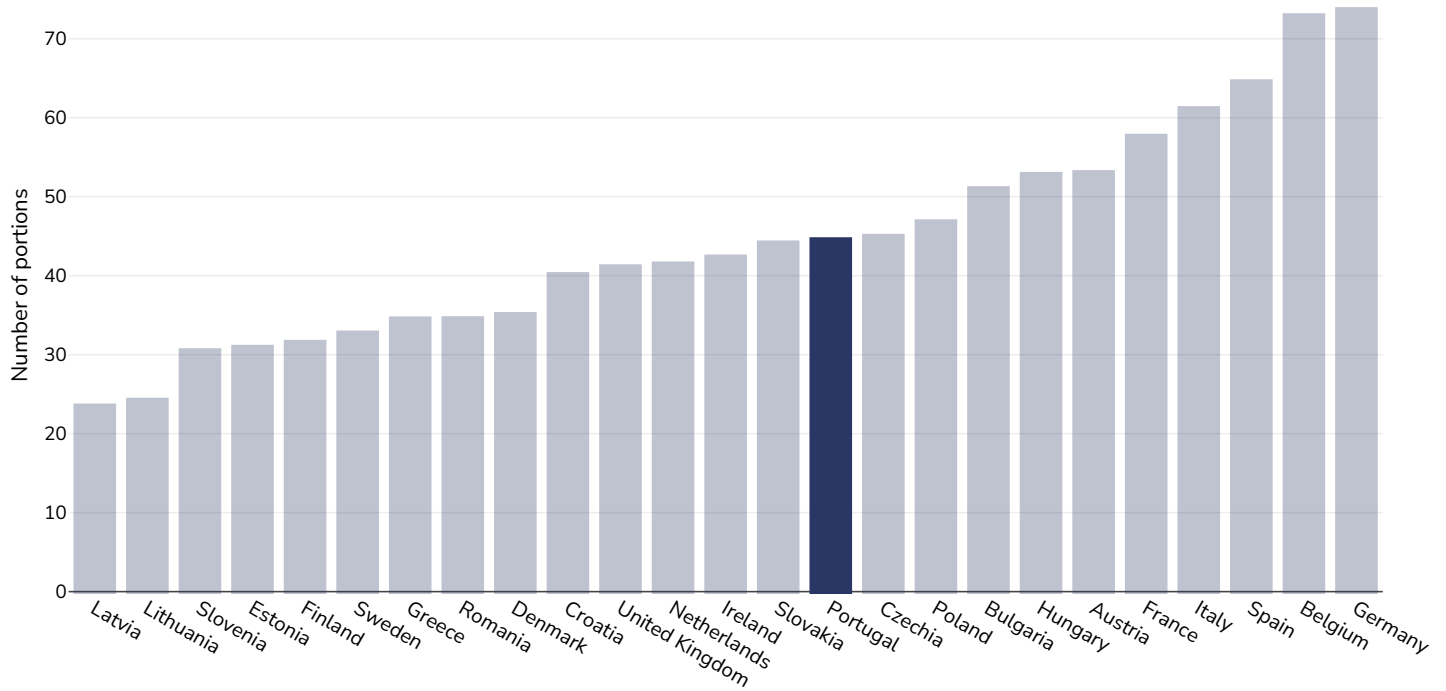
Source: Euromonitor International

Definitions:

Sugar consumption (Number of 500g sugar portions/person/month)

## Estimated per capita sugar sweetened beverages intake

Adults, 2016

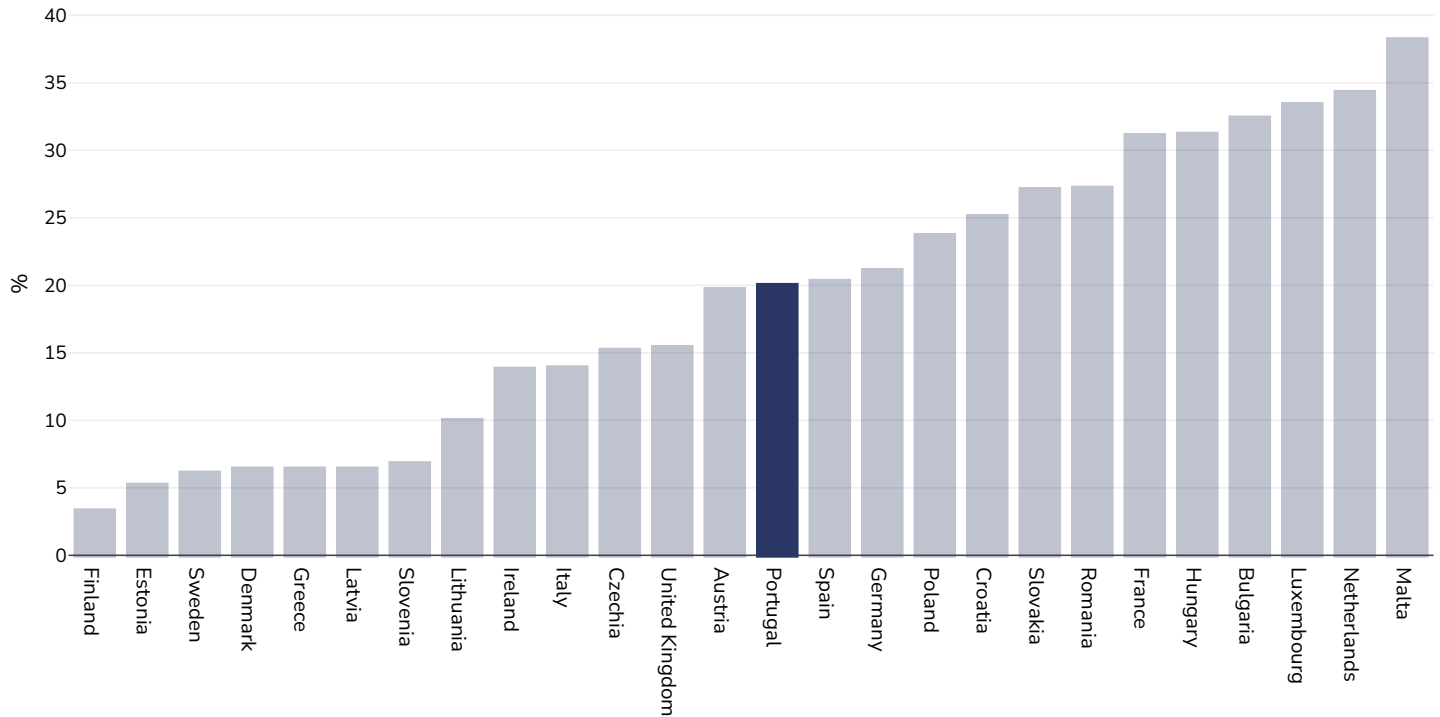


References:

Source: Euromonitor International

## Prevalence of at least daily carbonated soft drink consumption

### Children, 2014



Survey type:

Measured

References: World Health Organization. (2017). Adolescent obesity and related behaviours: Trends and inequalities in the who european region, 2002-2014: observations from the Health Behavior in School-aged Children (HBSC) WHO collaborative cross-national study (J. Inchley, D. Currie, J. Jewel, J. Breda, & V. Barnekow, Eds.). World Health Organization. Sourced from Food Systems Dashboard <http://www.foodsystemsdashboard.org>

Notes:

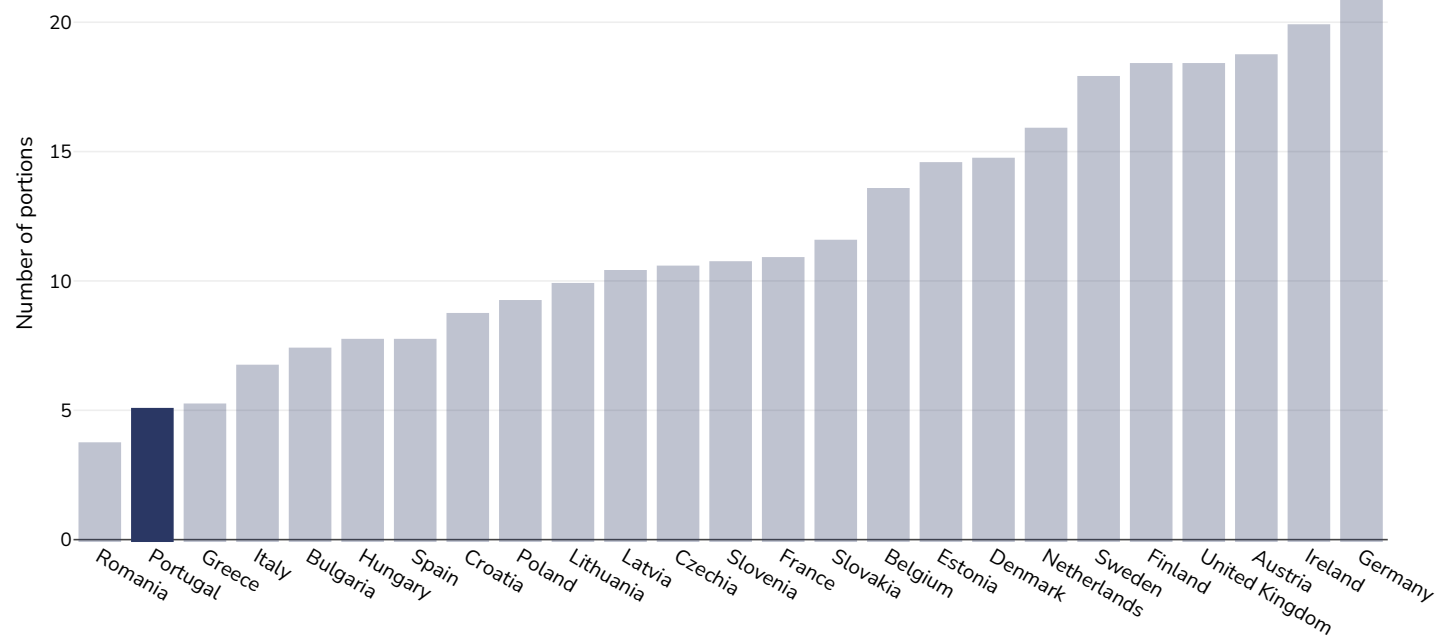
15-year-old adolescents

Definitions:

Prevalence of at least daily carbonated soft drink consumption (% of at least daily carbonated soft drink consumption)

## Prevalence of confectionery consumption

Adults, 2016



References:

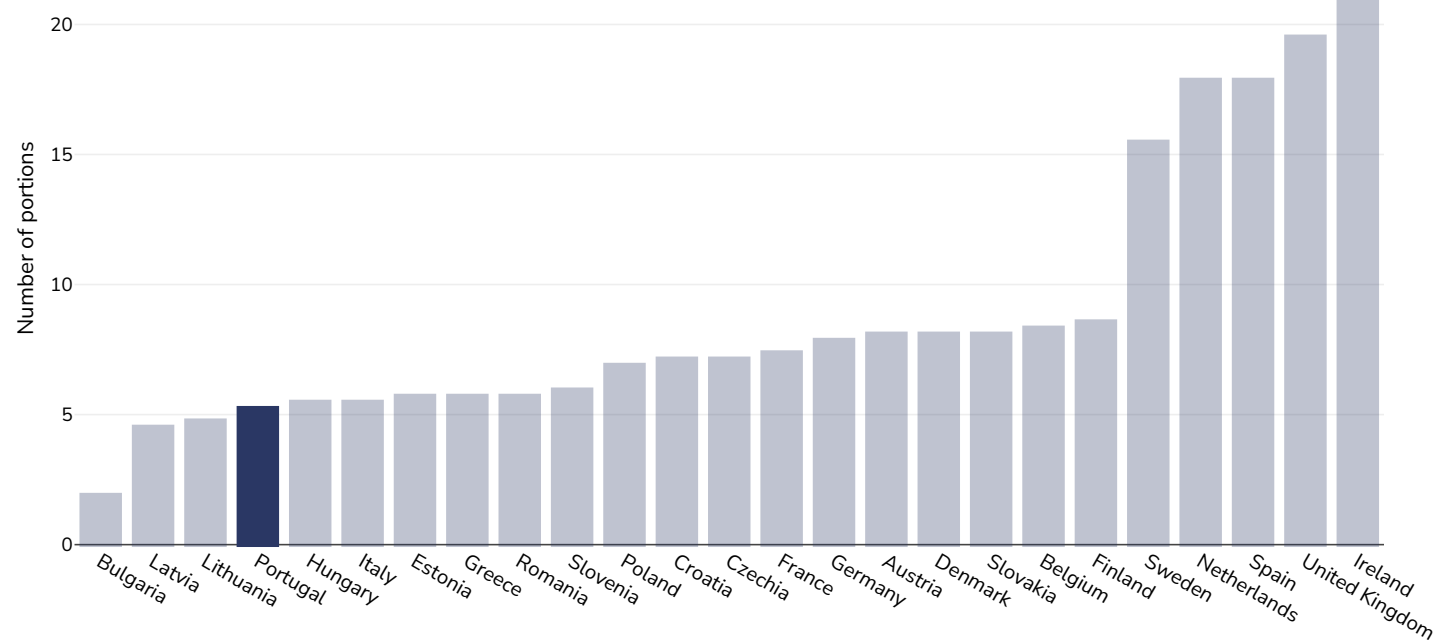
Source: Euromonitor International

Definitions:

Prevalence of confectionery consumption (Number of 50g confectionery portions/person/month)

## Prevalence of sweet/savoury snack consumption

Adults, 2016



References:

Source: Euromonitor International

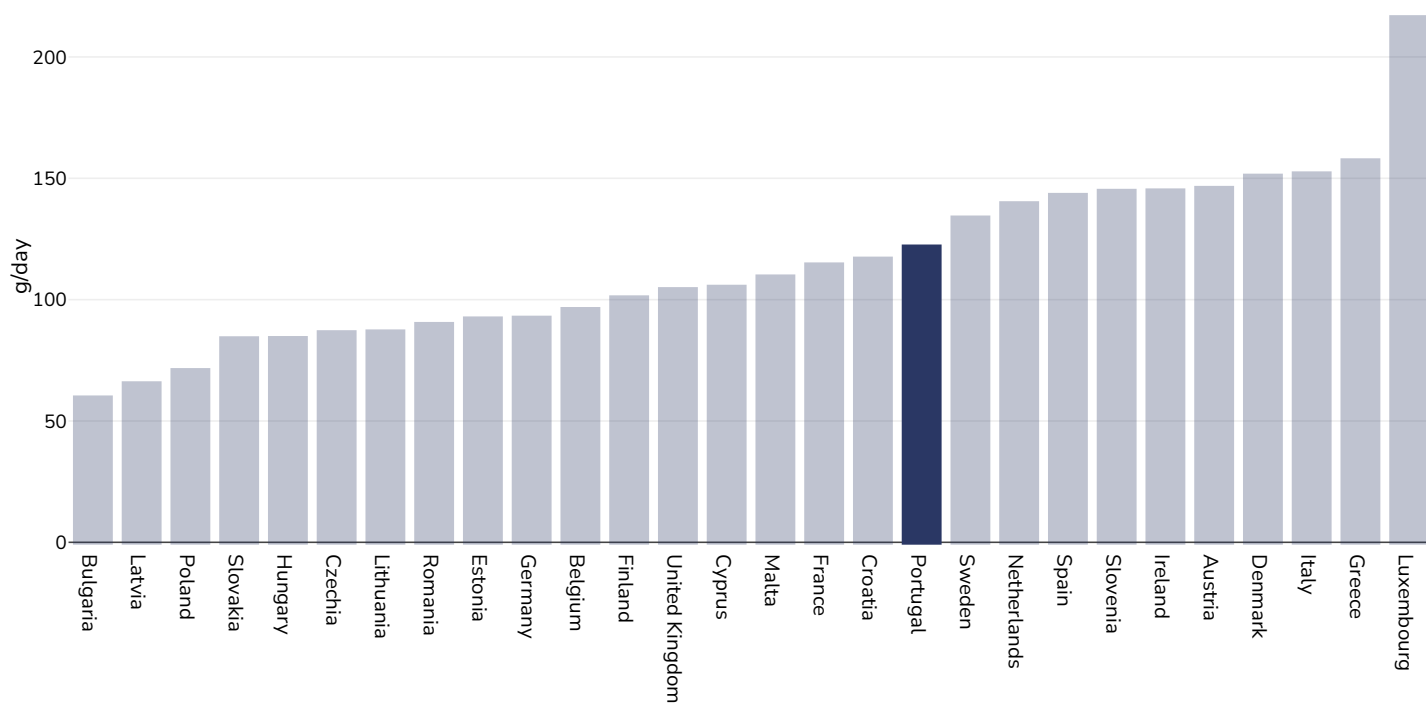
Definitions:

Prevalence of sweet/savoury snack consumption (Number of 35g sweet/savoury snack portions/person/month)



## Estimated per capita fruit intake

### Adults, 2017



Survey type:

Measured

Age:

25+

References:

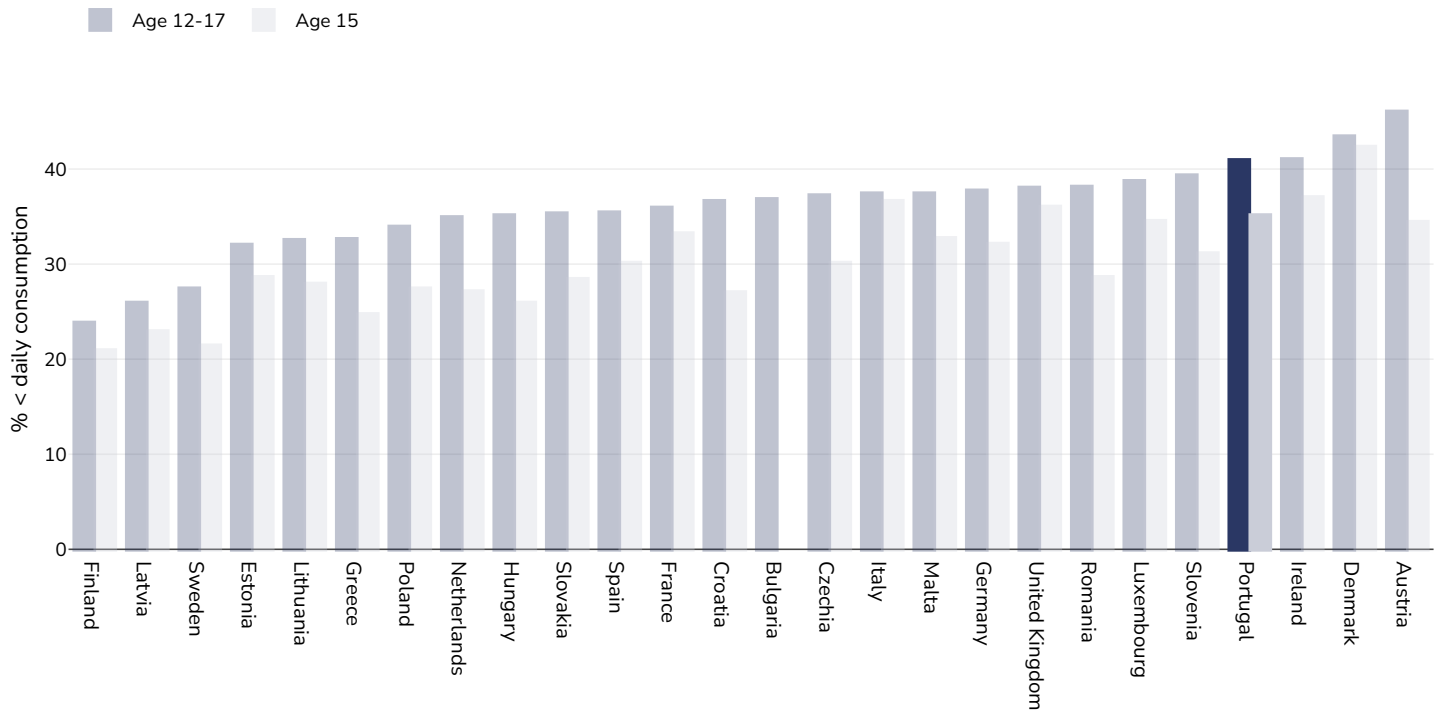
Global Burden of Disease, the Institute for Health Metrics and Evaluation <http://ghdx.healthdata.org/>

Definitions:

Estimated per-capita fruit intake (g/day)

## Prevalence of less than daily fruit consumption

### Children, 2014



Survey type:

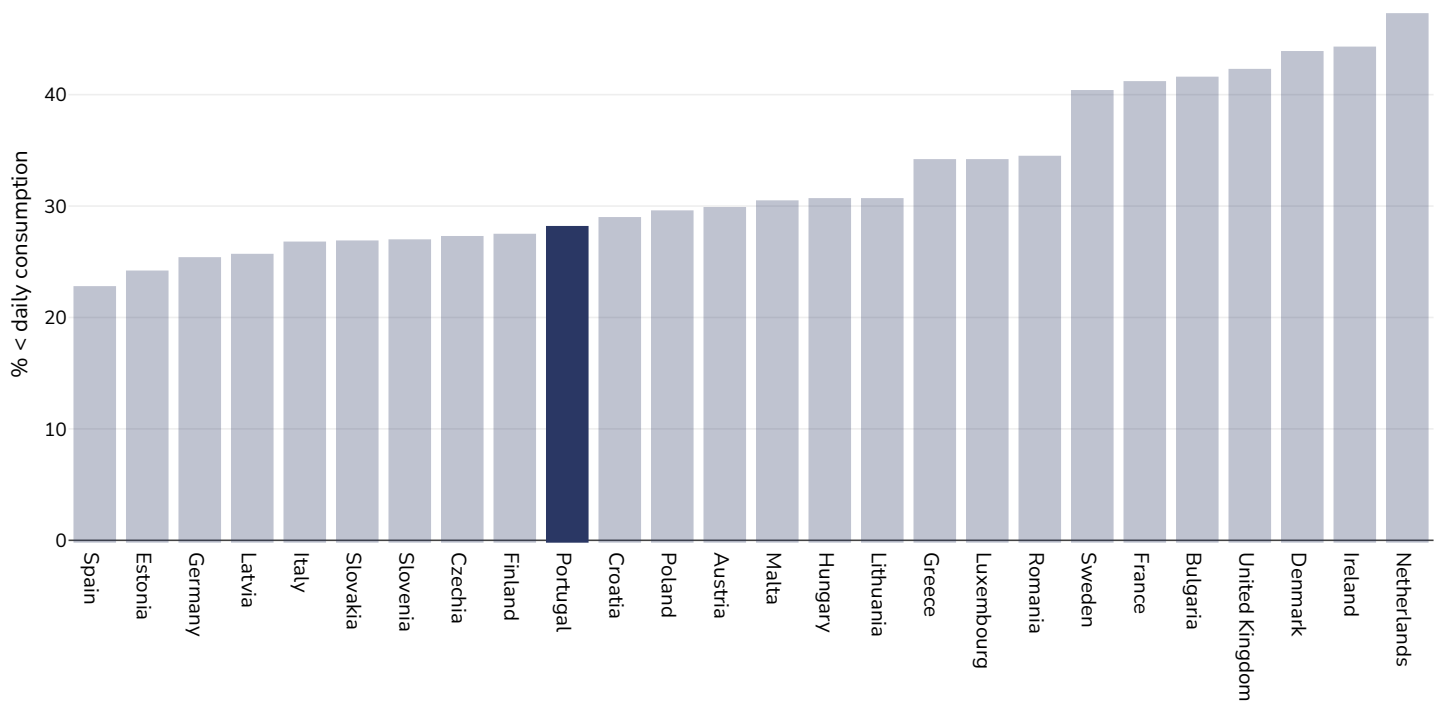
Measured

References: Global School-based Student Health Surveys. Beal et al (2019). Global Patterns of Adolescent Fruit, Vegetable, Carbonated Soft Drink, and Fast-food consumption: A meta-analysis of global school-based student health surveys. Food and Nutrition Bulletin. <https://doi.org/10.1177/0379572119848287>. Sourced from Food Systems Dashboard <http://www.foodsystemsdashboard.org/food-system>

Definitions: Prevalence of less-than-daily fruit consumption (% less-than-daily fruit consumption)

## Prevalence of less than daily vegetable consumption

### Children, 2014



Survey type: Measured

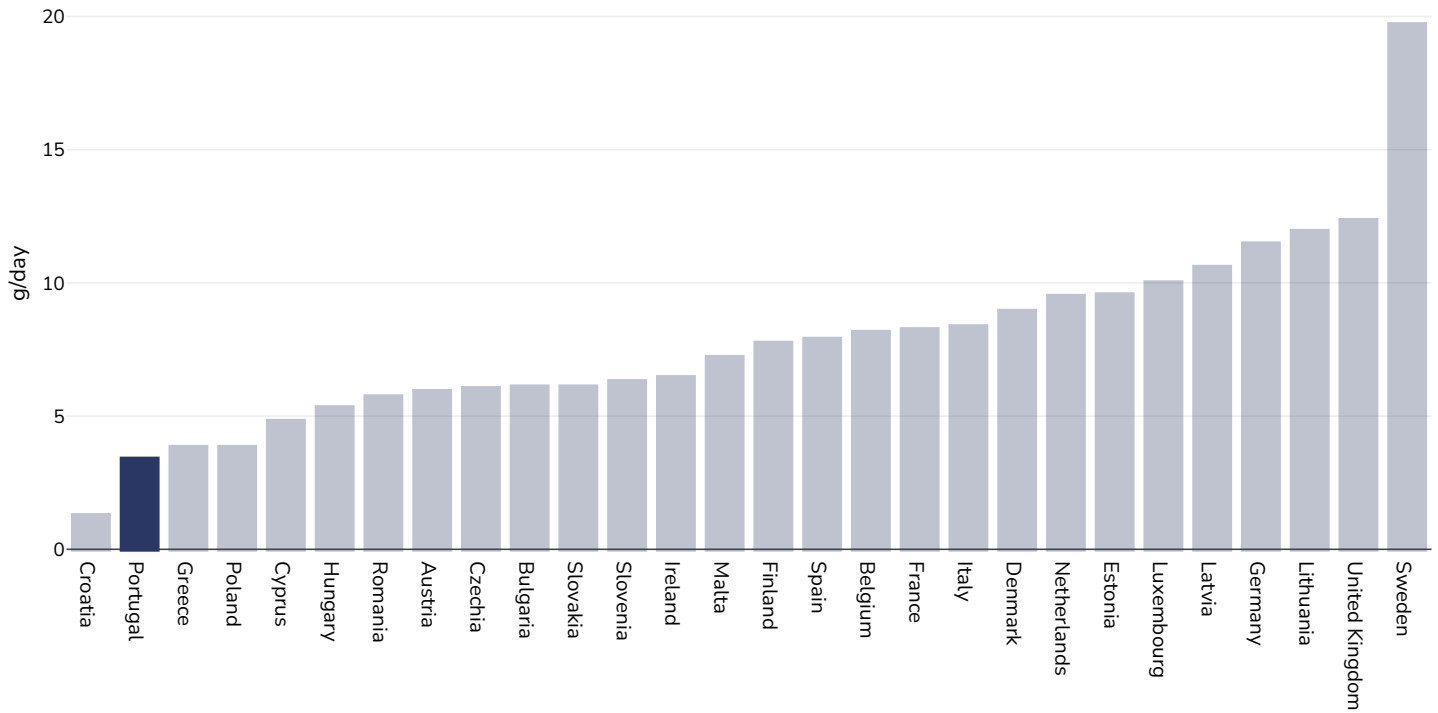
Age: 12-17

References: Beal et al. (2019). Global Patterns of Adolescent Fruit, Vegetable, Carbonated Soft Drink, and Fast-food consumption: A meta-analysis of global school-based student health surveys. Food and Nutrition Bulletin. <https://doi.org/10.1177/0379572119848287> sourced from Food Systems Dashboard <http://www.foodsystemsdashboard.org/food-system>

Definitions: Prevalence of less-than-daily vegetable consumption (% less-than-daily vegetable consumption)

## Estimated per-capita processed meat intake

### Adults, 2017



Survey type:

Measured

Age:

25+

References:

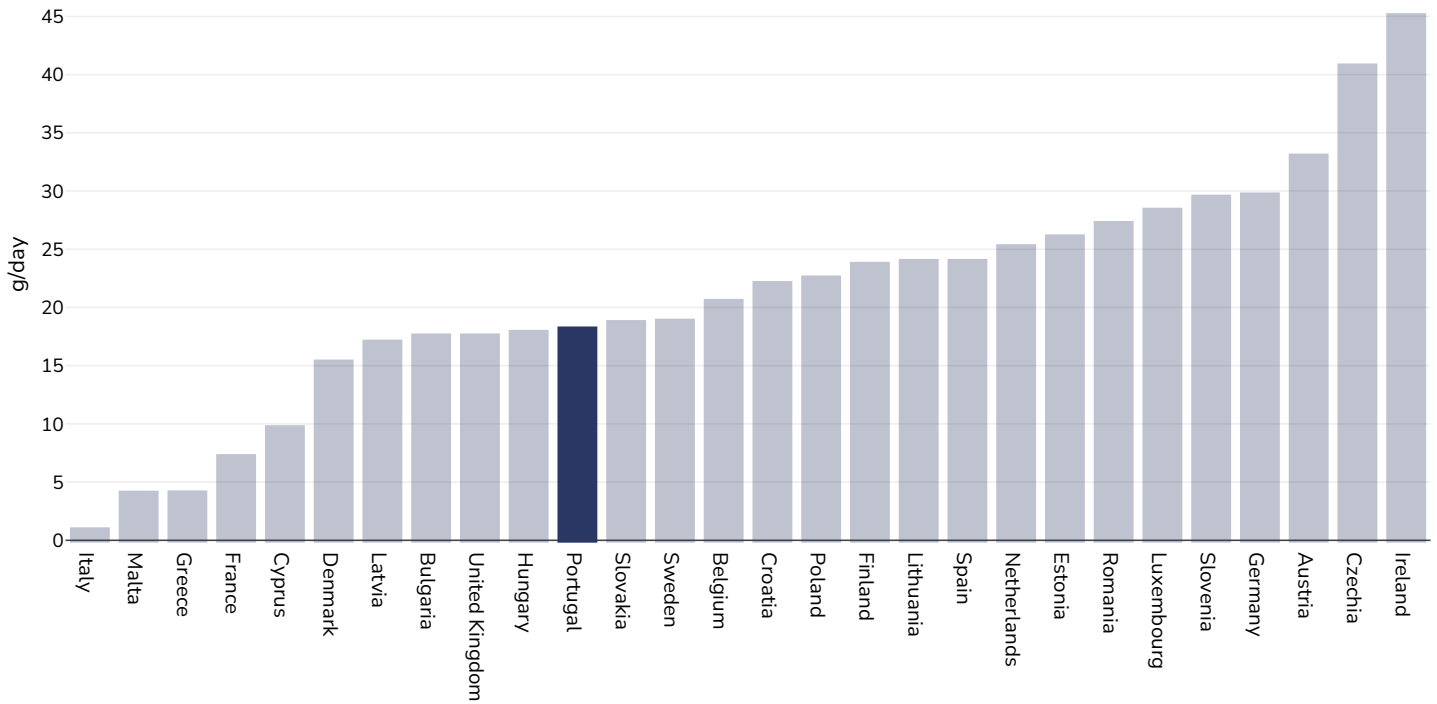
Global Burden of Disease, the Institute for Health Metrics and Evaluation <http://ghdx.healthdata.org/>

Definitions:

Estimated per-capita processed meat intake (g per day)

## Estimated per capita whole grains intake

### Adults, 2017



Survey type:

Measured

Age:

25+

References:

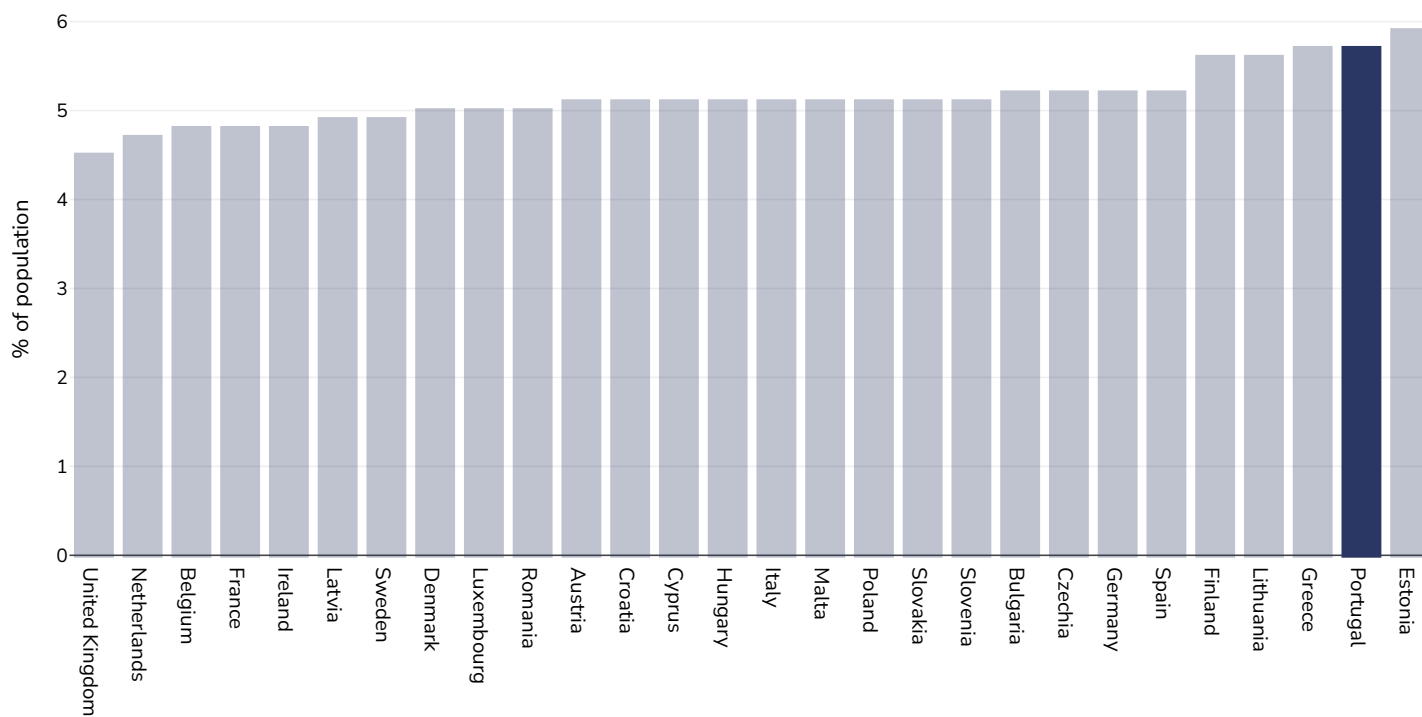
Global Burden of Disease, the Institute for Health Metrics and Evaluation <http://ghdx.healthdata.org/>

Definitions:

Estimated per-capita whole grains intake (g/day)

## Mental health - depression disorders

### Adults, 2015

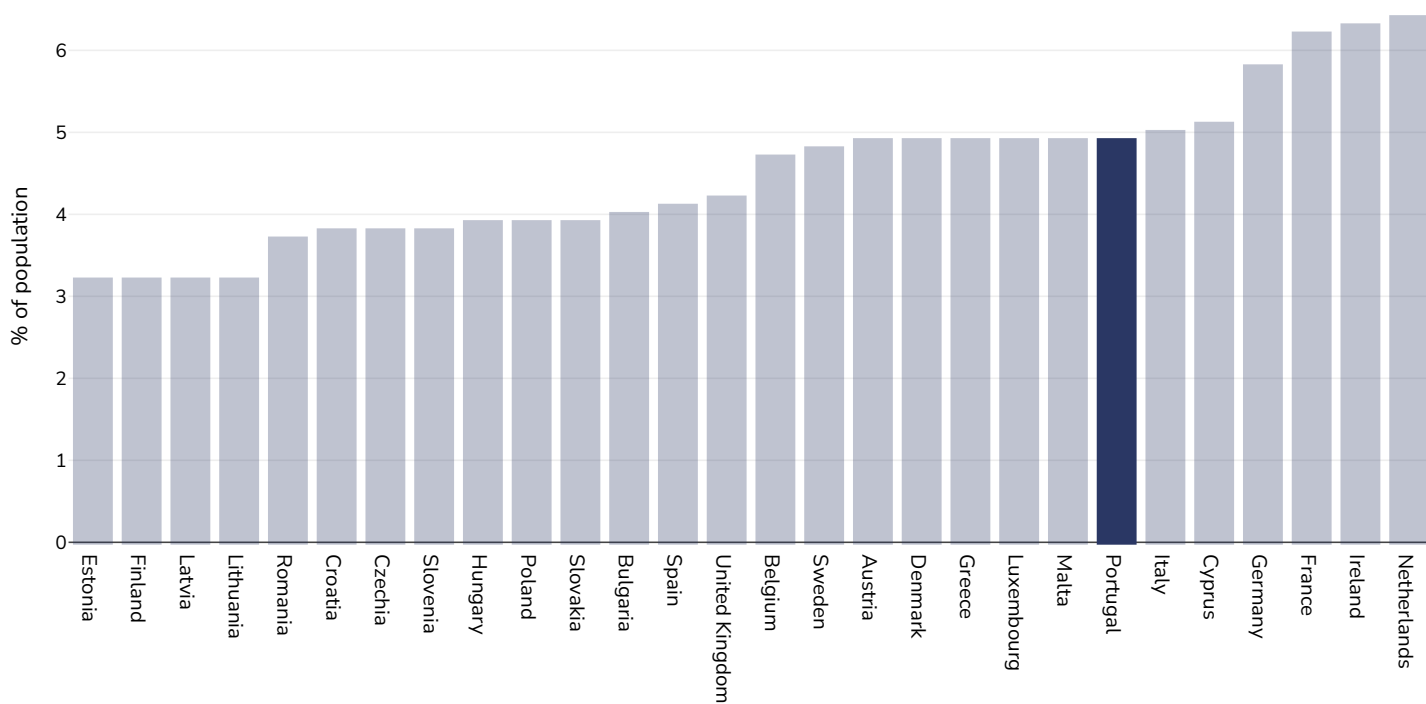


References: Prevalence data from Global Burden of Disease study 2015 (<http://ghdx.healthdata.org>) published in: Depression and Other Common Mental Disorders: Global Health Estimates. Geneva:World Health Organization; 2017. Licence: CC BY-NC-SA 3.0 IGO.

Definitions: % of population with depression disorders

## Mental health - anxiety disorders

### Adults, 2015




References: Prevalence data from Global Burden of Disease study 2015 (<http://ghdx.healthdata.org>) published in: Depression and Other Common Mental Disorders: Global Health Estimates. Geneva:World Health Organization; 2017. Licence: CC BY-NC-SA 3.0 IGO.

Definitions: % of population with anxiety disorders

## Oesophageal cancer

Men, 2022



Age: 20+


Area covered: National

References: Ferlay J, Ervik M, Lam F, Laversanne M, Colombet M, Mery L, Piñeros M, Znaor A, Soerjomataram I, Bray F (2024). Global Cancer Observatory: Cancer Today. Lyon, France: International Agency for Research on Cancer. Available from: <https://gco.iarc.who.int/today>, accessed [16.07.24]

Definitions: Incidence per 100,000



## Women, 2022



Age: 20+

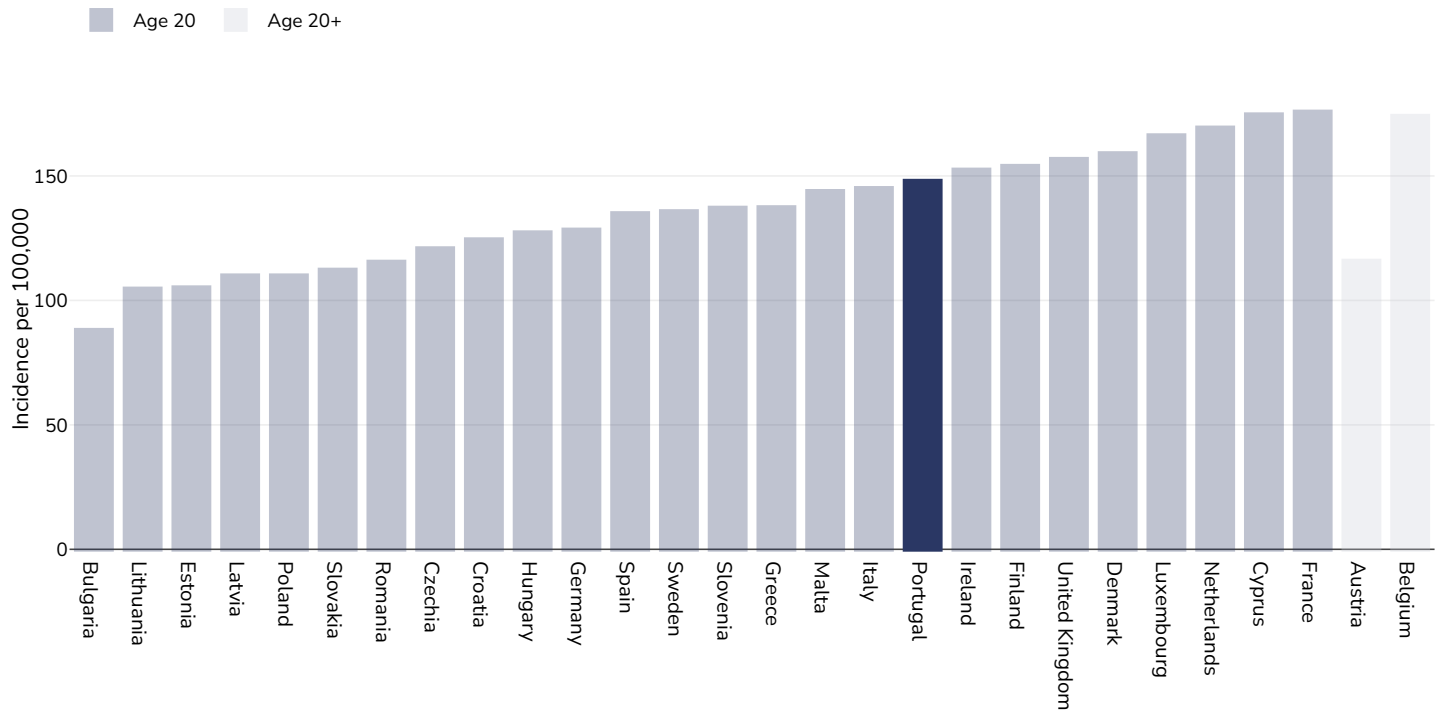
Area covered: National

References: Ferlay J, Ervik M, Lam F, Laversanne M, Colombet M, Mery L, Piñeros M, Znaor A, Soerjomataram I, Bray F (2024). Global Cancer Observatory: Cancer Today. Lyon, France: International Agency for Research on Cancer. Available from: <https://gco.iarc.who.int/today>, accessed [16.07.24]

Definitions: Incidence per 100,000

## Breast cancer

### Women, 2022




Area covered: National

References: Ferlay J, Ervik M, Lam F, Laversanne M, Colombet M, Mery L, Piñeros M, Znaor A, Soerjomataram I, Bray F (2024). Global Cancer Observatory: Cancer Today. Lyon, France: International Agency for Research on Cancer. Available from: <https://gco.iarc.who.int/today>, accessed [16.07.24]

Definitions: Incidence per 100,000

## Colorectal cancer

### Men, 2022




Age: 20+

Area covered: National

References: Ferlay J, Ervik M, Lam F, Laversanne M, Colombet M, Mery L, Piñeros M, Znaor A, Soerjomataram I, Bray F (2024). Global Cancer Observatory: Cancer Today. Lyon, France: International Agency for Research on Cancer. Available from: <https://gco.iarc.who.int/today>, accessed [16.07.24]

Definitions: Incidence per 100,000

## Women, 2022



Age: 20+


Area covered: National

References: Ferlay J, Ervik M, Lam F, Laversanne M, Colombet M, Mery L, Piñeros M, Znaor A, Soerjomataram I, Bray F (2024). Global Cancer Observatory: Cancer Today. Lyon, France: International Agency for Research on Cancer. Available from: <https://gco.iarc.who.int/today>, accessed [16.07.24]

Definitions: Incidence per 100,000

## Pancreatic cancer

### Men, 2022




Age: 20+

Area covered: National

References: Ferlay J, Ervik M, Lam F, Laversanne M, Colombet M, Mery L, Piñeros M, Znaor A, Soerjomataram I, Bray F (2024). Global Cancer Observatory: Cancer Today. Lyon, France: International Agency for Research on Cancer. Available from: <https://gco.iarc.who.int/today>, accessed [16.07.24]

Definitions: Incidence per 100,000

**Women, 2022**



Age: 20+


Area covered: National

References: Ferlay J, Ervik M, Lam F, Laversanne M, Colombet M, Mery L, Piñeros M, Znaor A, Soerjomataram I, Bray F (2024). Global Cancer Observatory: Cancer Today. Lyon, France: International Agency for Research on Cancer. Available from: <https://gco.iarc.who.int/today>, accessed [16.07.24]

Definitions: Incidence per 100,000

## Gallbladder cancer

### Men, 2022




Age: 20+

Area covered: National

References: Ferlay J, Ervik M, Lam F, Laversanne M, Colombet M, Mery L, Piñeros M, Znaor A, Soerjomataram I, Bray F (2024). Global Cancer Observatory: Cancer Today. Lyon, France: International Agency for Research on Cancer. Available from: <https://gco.iarc.who.int/today>, accessed [16.07.24]

Definitions: Incidence per 100,000

**Women, 2022**



Age: 20+

Area covered: National


References: Ferlay J, Ervik M, Lam F, Laversanne M, Colombet M, Mery L, Piñeros M, Znaor A, Soerjomataram I, Bray F (2024). Global Cancer Observatory: Cancer Today. Lyon, France: International Agency for Research on Cancer. Available from: <https://gco.iarc.who.int/today>, accessed [16.07.24]

Definitions: Incidence per 100,000



## Kidney cancer

### Men, 2022




Age: 20+

Area covered: National

References: Ferlay J, Ervik M, Lam F, Laversanne M, Colombet M, Mery L, Piñeros M, Znaor A, Soerjomataram I, Bray F (2024). Global Cancer Observatory: Cancer Today. Lyon, France: International Agency for Research on Cancer. Available from: <https://gco.iarc.who.int/today>, accessed [16.07.24]

Definitions: Incidence per 100,000

## Women, 2022



Age: 20+


Area covered: National

References: Ferlay J, Ervik M, Lam F, Laversanne M, Colombet M, Mery L, Piñeros M, Znaor A, Soerjomataram I, Bray F (2024). Global Cancer Observatory: Cancer Today. Lyon, France: International Agency for Research on Cancer. Available from: <https://gco.iarc.who.int/today>, accessed [16.07.24]

Definitions: Incidence per 100,000

## Cancer of the uterus

### Women, 2022



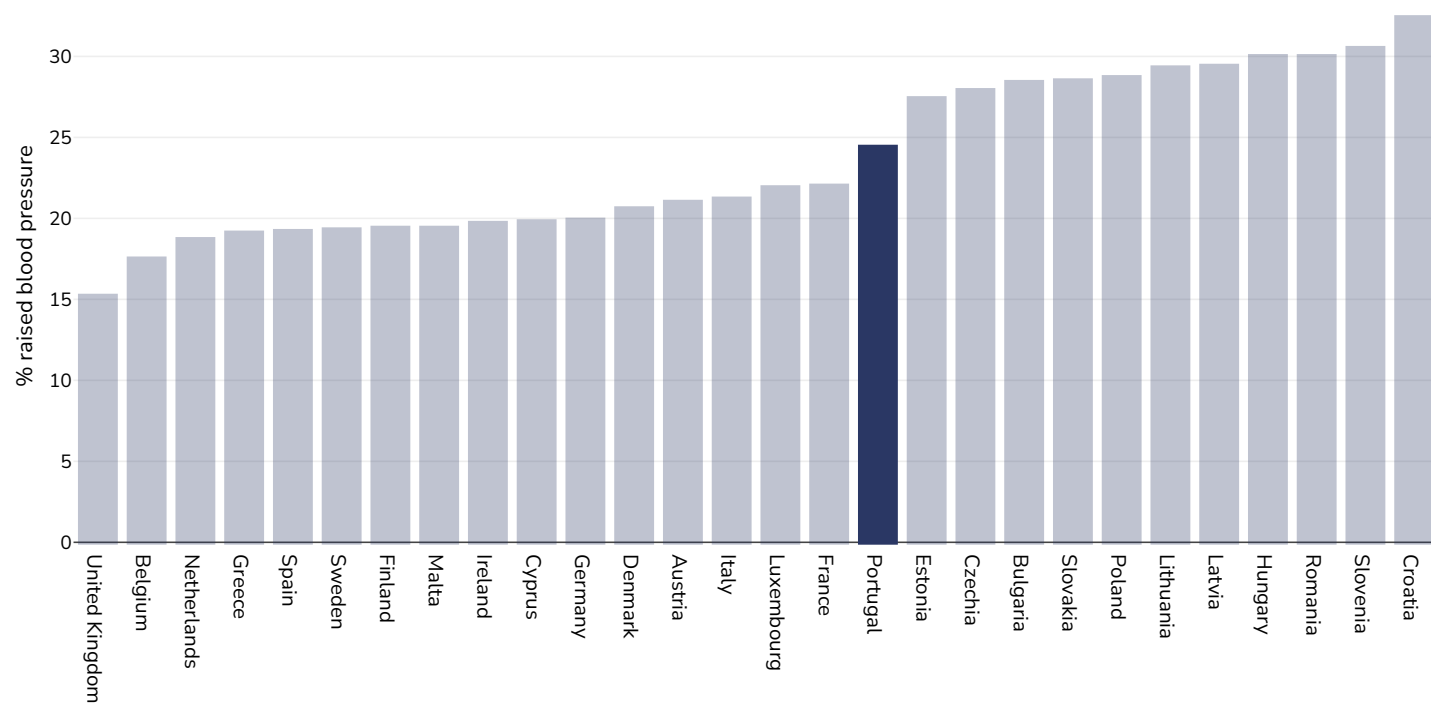
Age: 20+

References: Ferlay J, Ervik M, Lam F, Laversanne M, Colombet M, Mery L, Piñeros M, Znaor A, Soerjomataram I, Bray F (2024). Global Cancer Observatory: Cancer Today. Lyon, France: International Agency for Research on Cancer. Available from: <https://gco.iarc.who.int/today>, accessed [16.07.24]

Definitions: Incidence per 100,000

## Raised blood pressure

### Adults, 2015



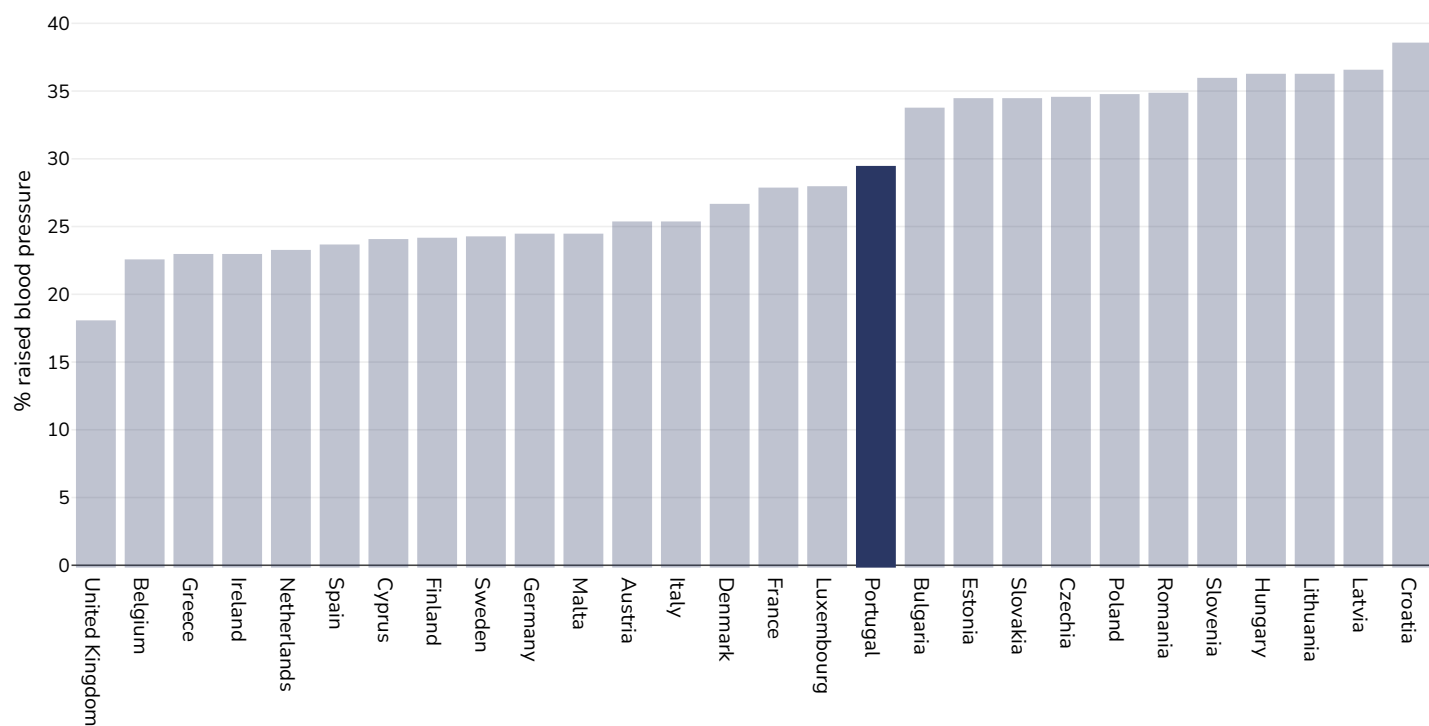
References:

Global Health Observatory data repository, World Health Organisation,  
<http://apps.who.int/gho/data/node.main.A875?lang=en>

Definitions:

Age Standardised estimated % Raised blood pressure 2015 (SBP $\geq$ 140 OR DBP $\geq$ 90).

## Men, 2015



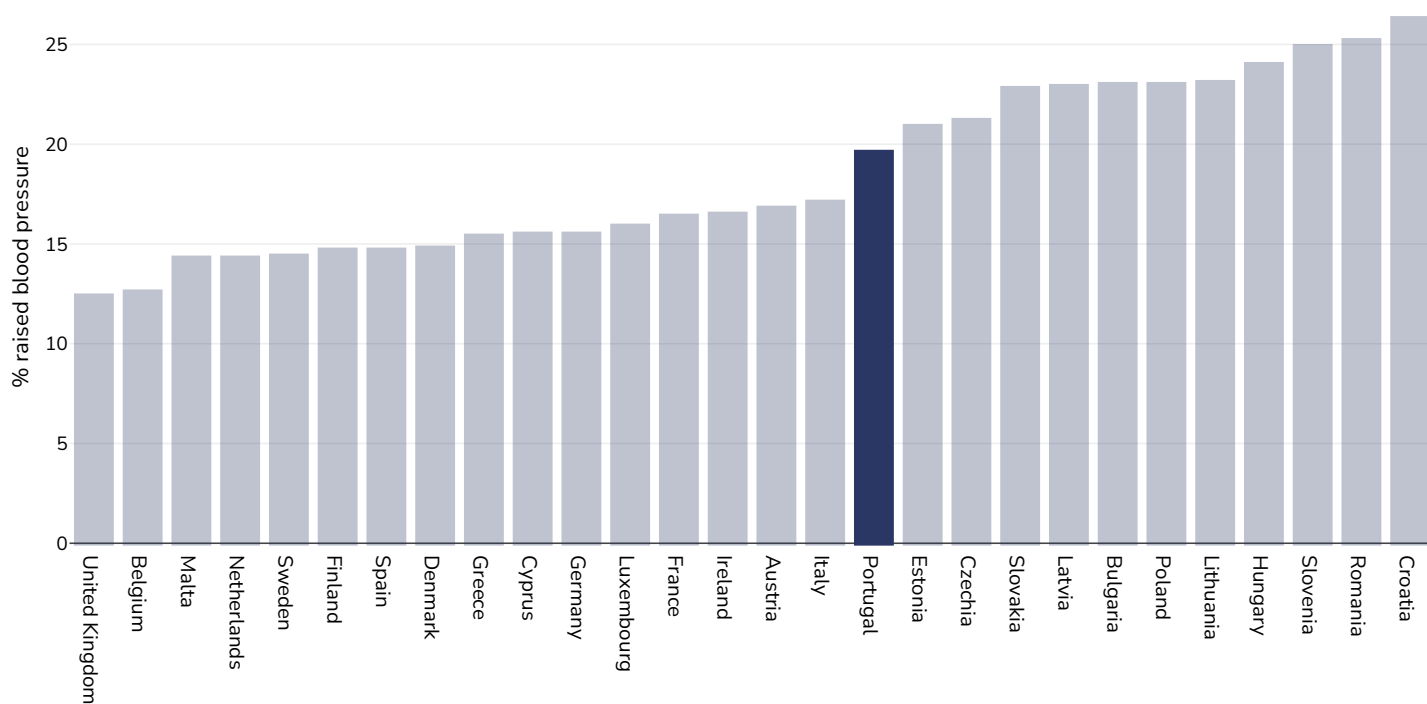
References:

Global Health Observatory data repository, World Health Organisation,  
<http://apps.who.int/gho/data/node.main.A875?lang=en>

Definitions:

Age Standardised estimated % Raised blood pressure 2015 (SBP $\geq$ 140 OR DBP $\geq$ 90).

## Women, 2015



References:

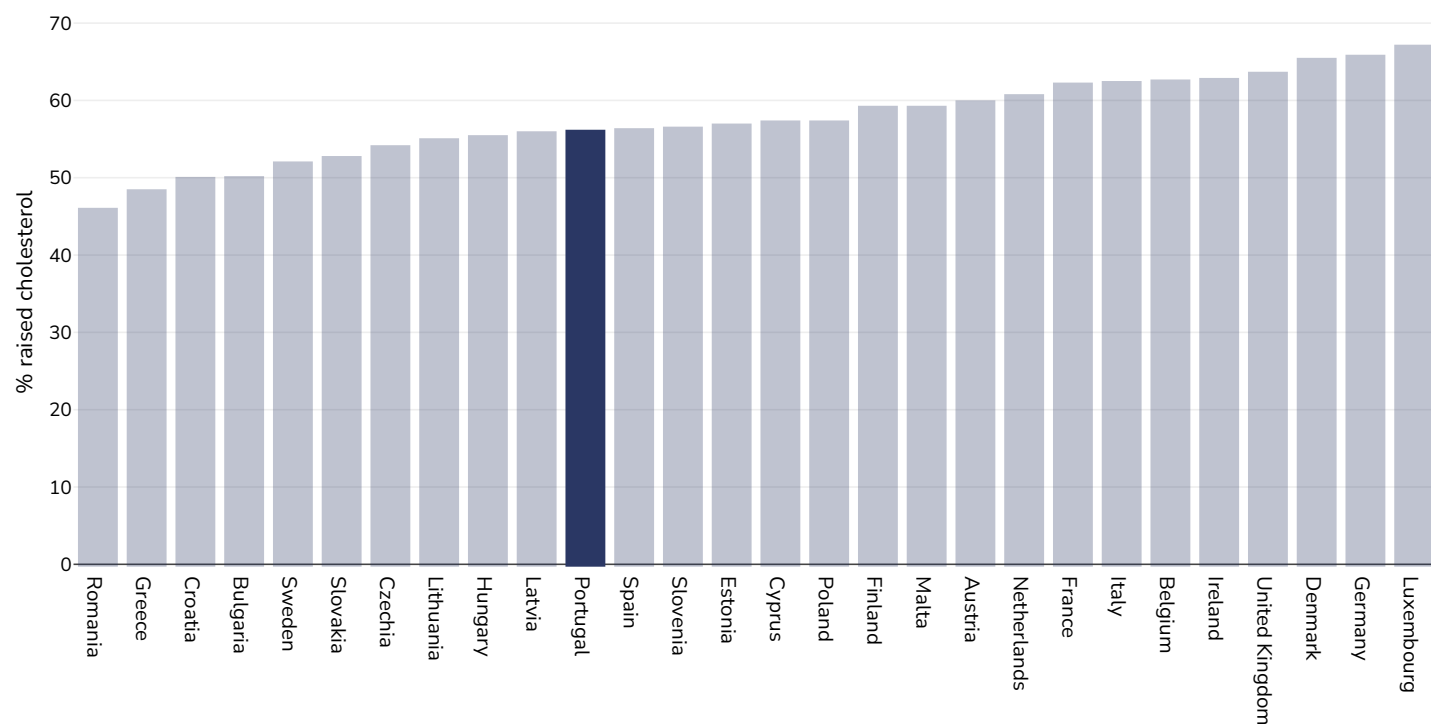
Global Health Observatory data repository, World Health Organisation,  
<http://apps.who.int/gho/data/node.main.A875?lang=en>

Definitions:

Age Standardised estimated % Raised blood pressure 2015 (SBP $\geq$ 140 OR DBP $\geq$ 90).

## Raised cholesterol

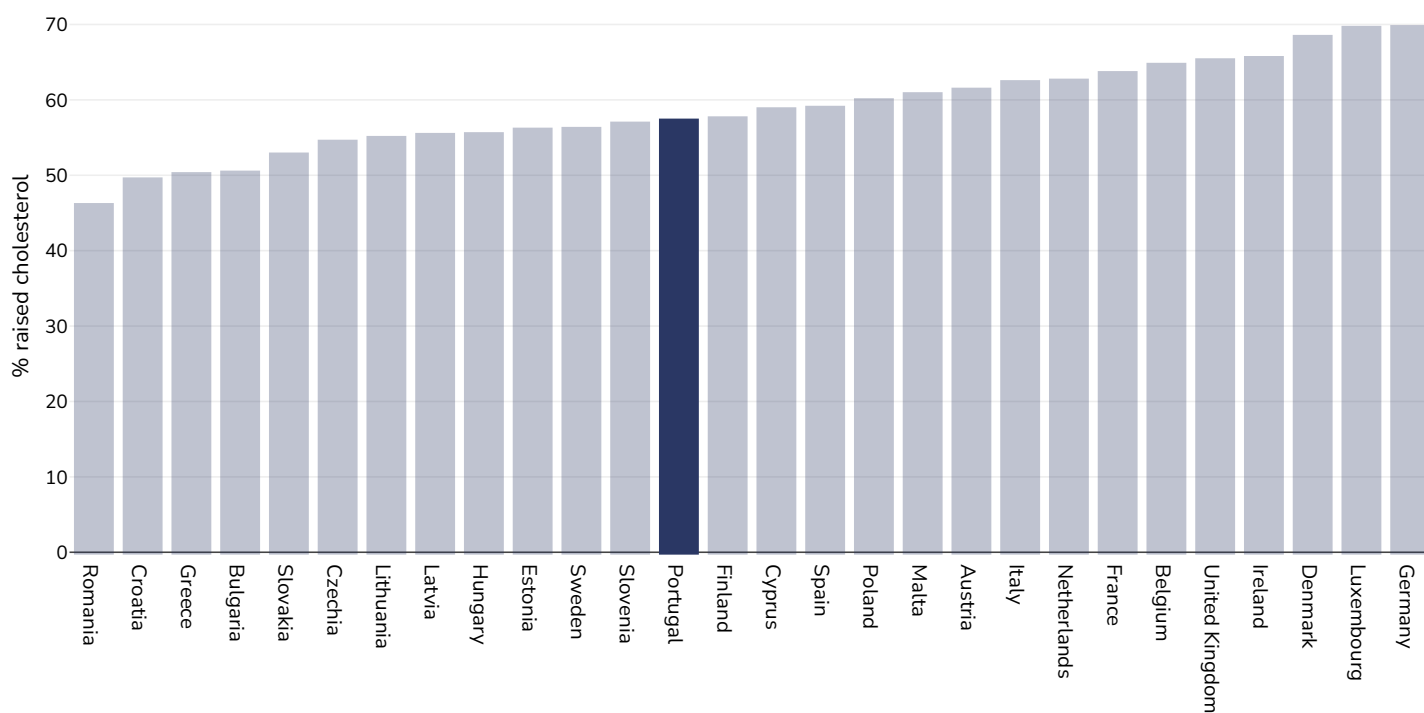
### Adults, 2008



References: Global Health Observatory data repository, World Health Organisation, <http://apps.who.int/gho/data/node.main.A885>

Definitions: % Raised total cholesterol ( $\geq 5.0$  mmol/L) (age-standardized estimate).

## Men, 2008

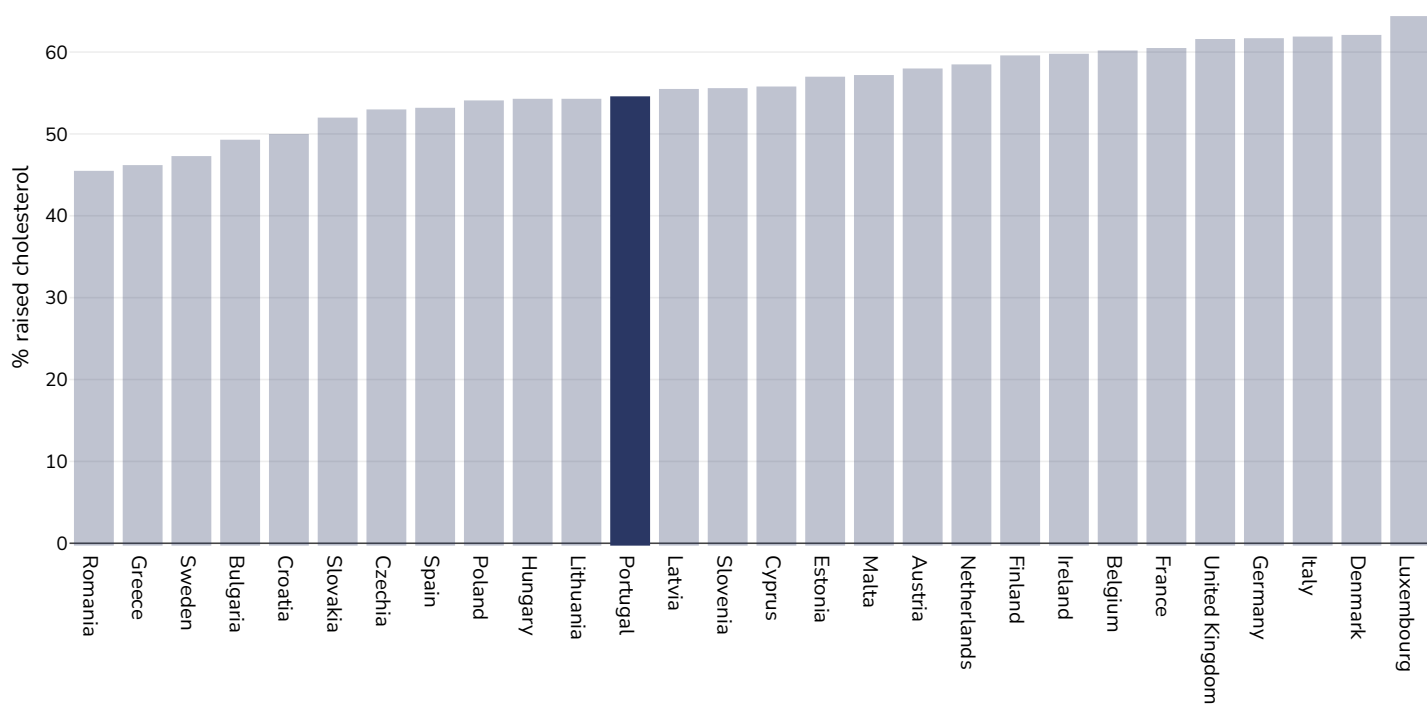


References: Global Health Observatory data repository, World Health Organisation, <http://apps.who.int/gho/data/node.main.A885>

Definitions: % Raised total cholesterol ( $\geq 5.0$  mmol/L) (age-standardized estimate).



## Women, 2008

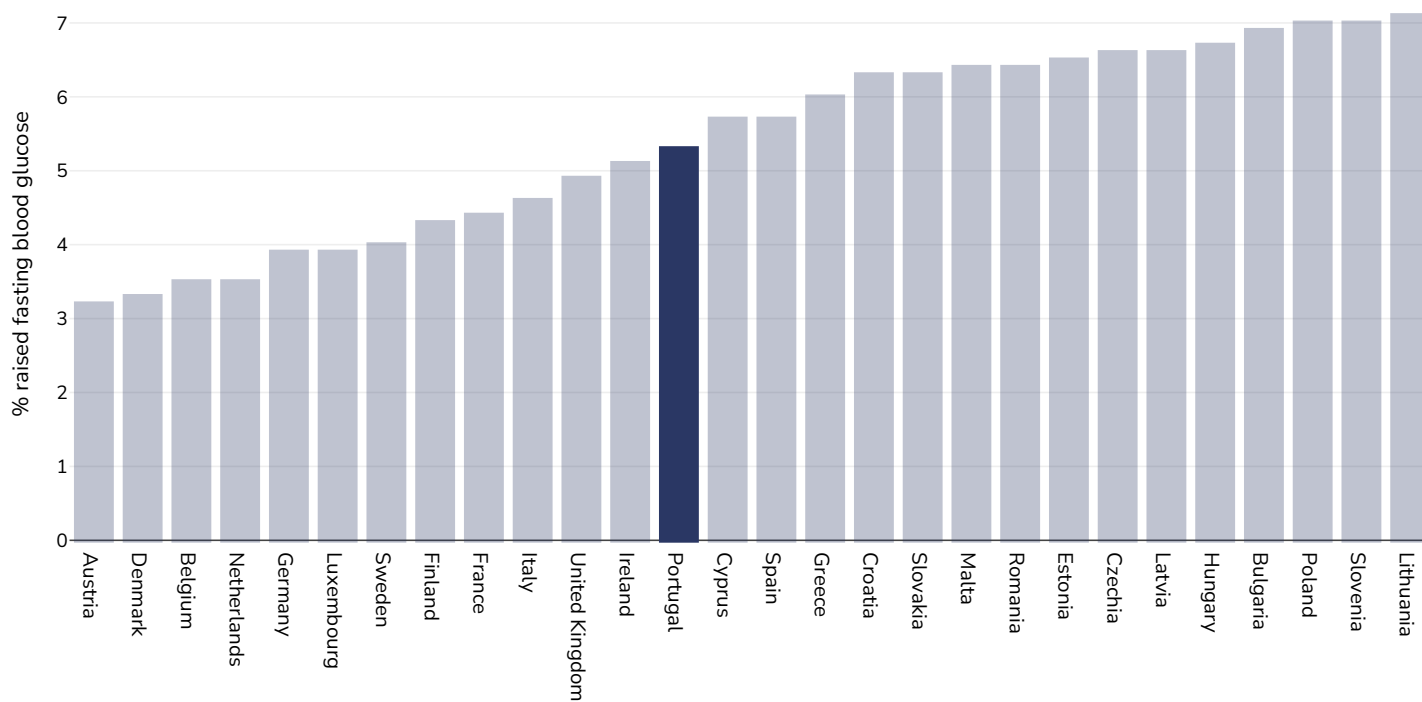


References: Global Health Observatory data repository, World Health Organisation, <http://apps.who.int/gho/data/node.main.A885>

Definitions: % Raised total cholesterol ( $\geq 5.0$  mmol/L) (age-standardized estimate).

## Raised fasting blood glucose

Men, 2014



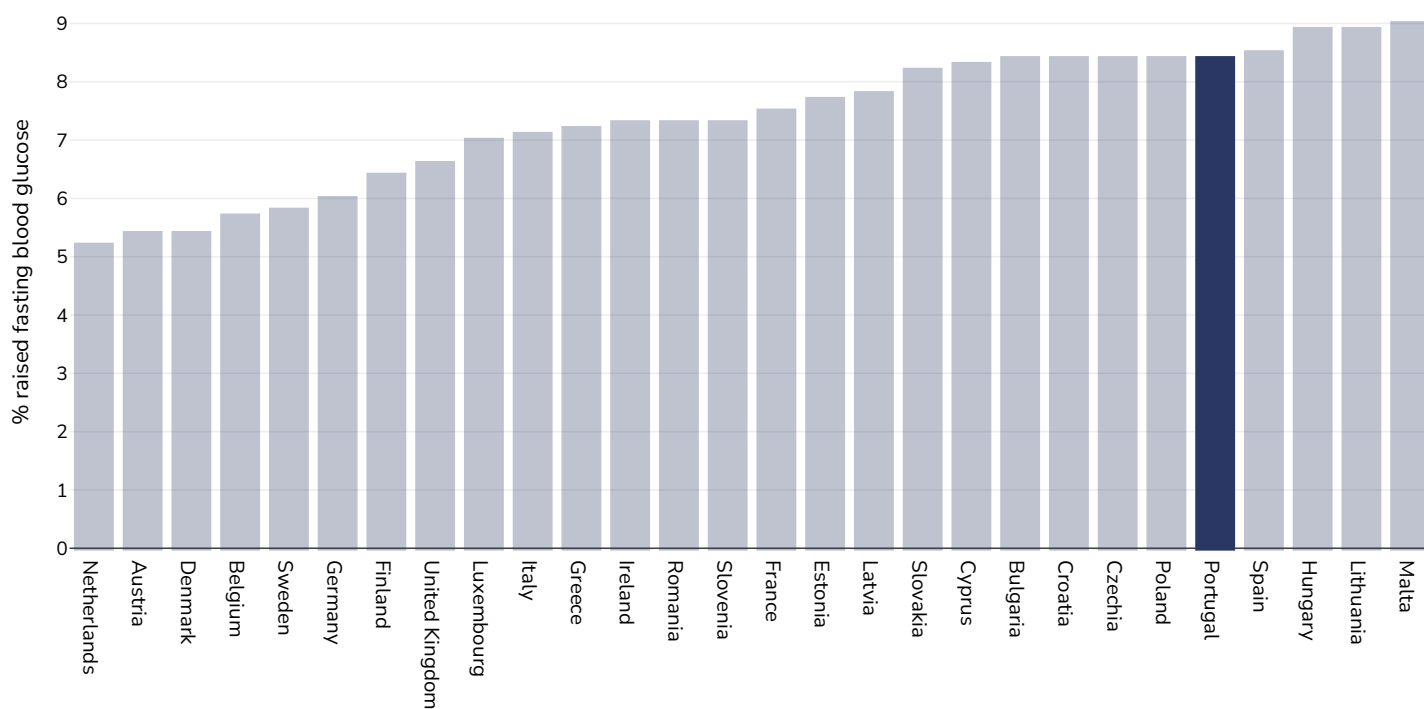
References:

Global Health Observatory data repository, World Health Organisation,  
<http://apps.who.int/gho/data/node.main.A869?lang=en>

Definitions:

Age Standardised % raised fasting blood glucose ( $\geq 7.0$  mmol/L or on medication).

## Women, 2014



References:

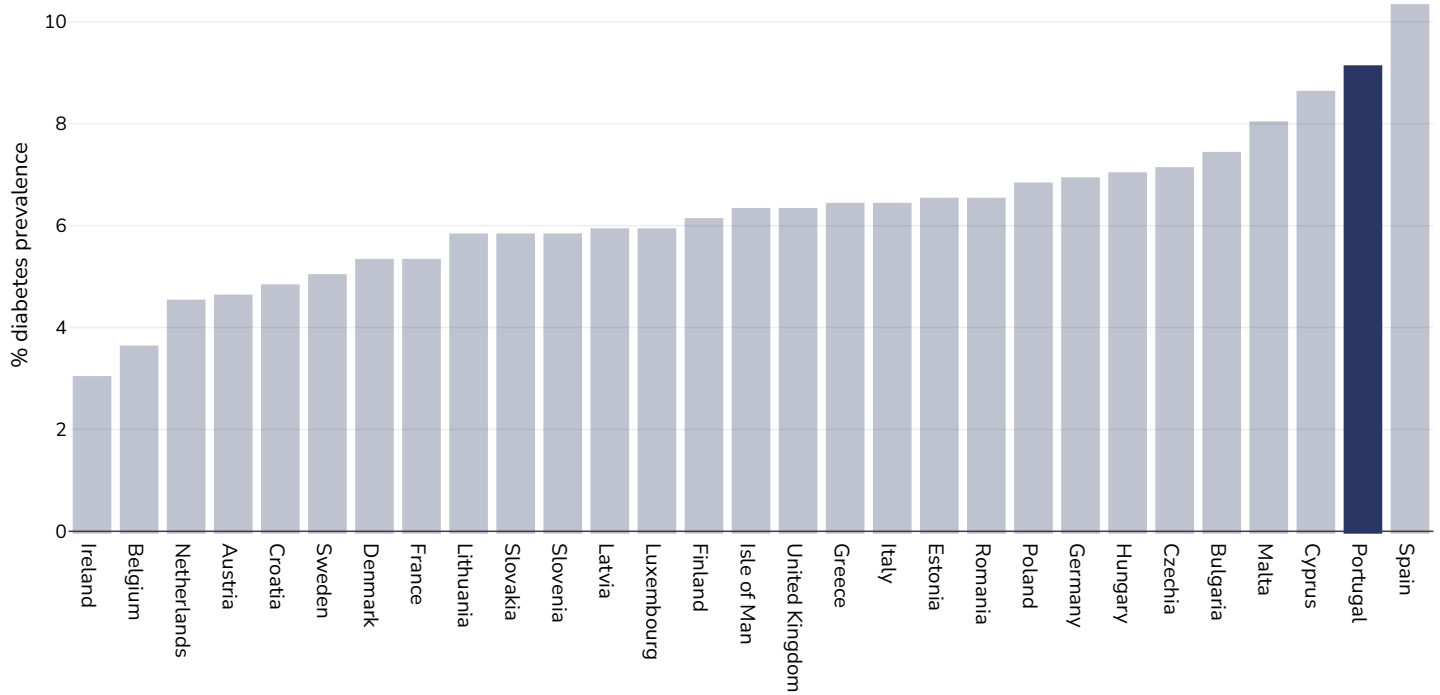
Global Health Observatory data repository, World Health Organisation,  
<http://apps.who.int/gho/data/node.main.A869?lang=en>

Definitions:

Age Standardised % raised fasting blood glucose ( $\geq 7.0$  mmol/L or on medication).

## Diabetes prevalence

### Adults, 2021



Age: 20-79

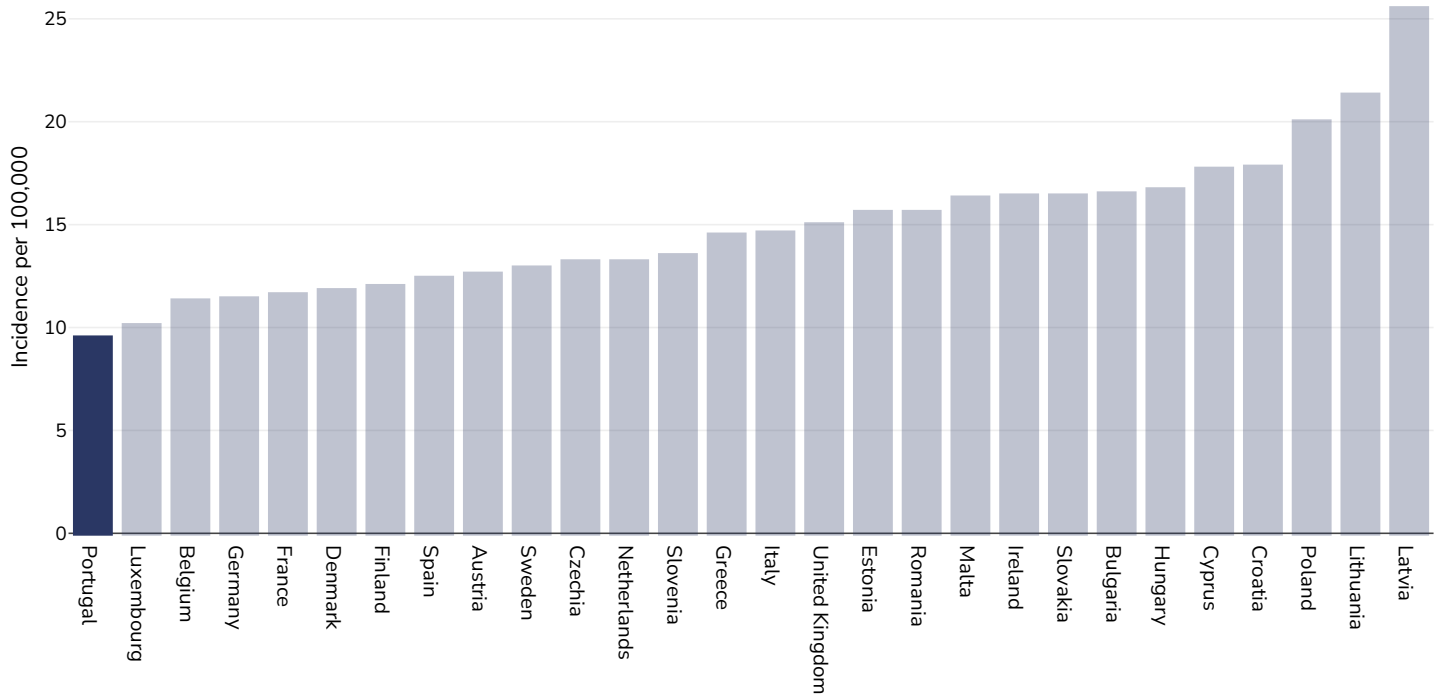
Area covered: National

References: Reproduced with kind permission International Diabetes Federation. IDF Diabetes Atlas, 10th edn. Brussels, Belgium:International Diabetes Federation, 2021. <http://www.diabetesatlas.org>

Definitions: Age-adjusted comparative prevalence of diabetes, %

## Ovarian Cancer

### Women, 2022



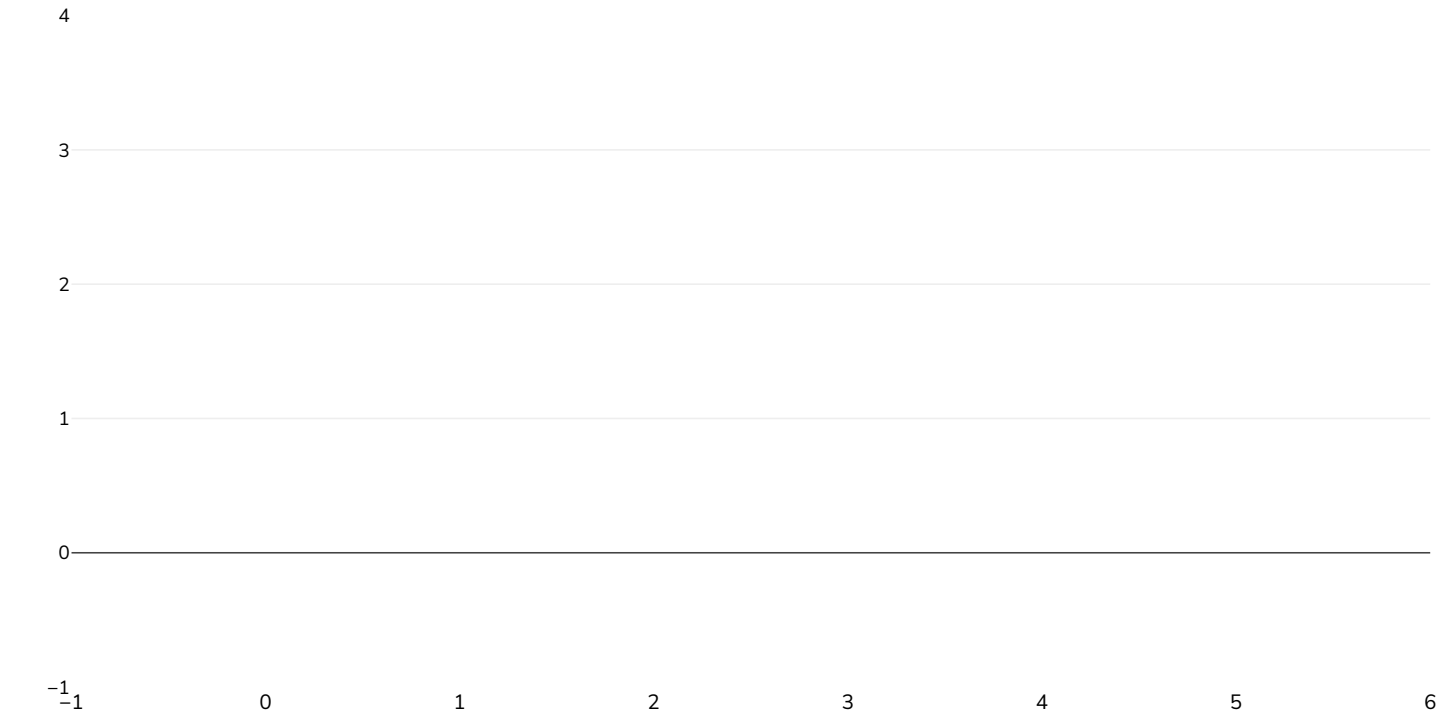
Age: 20+

References: Ferlay J, Ervik M, Lam F, Laversanne M, Colombet M, Mery L, Piñeros M, Znaor A, Soerjomataram I, Bray F (2024). Global Cancer Observatory: Cancer Today. Lyon, France: International Agency for Research on Cancer. Available from: <https://gco.iarc.who.int/today>, accessed [16.07.24]

Definitions: Incidence per 100,000

## Leukemia

### Men, 2022



Age: 20+

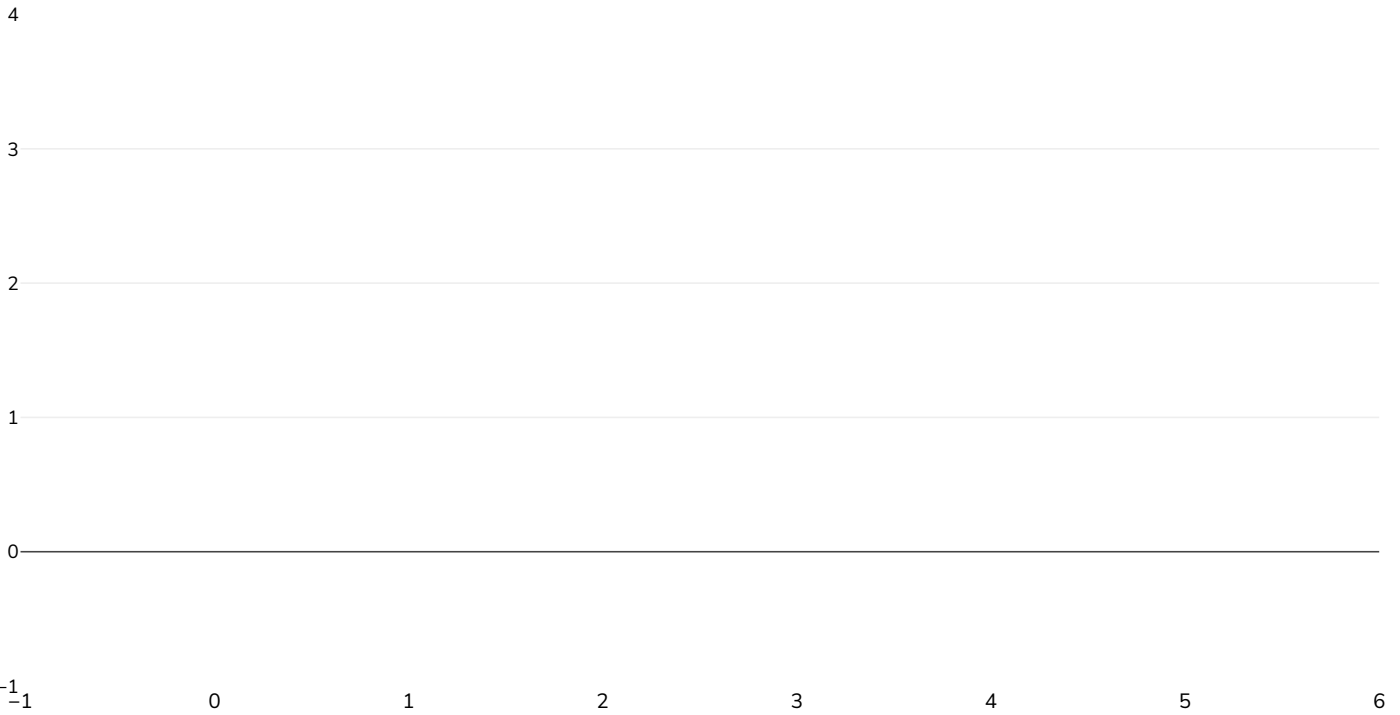
Area covered: National

References: Ferlay J, Ervik M, Lam F, Laversanne M, Colombet M, Mery L, Piñeros M, Znaor A, Soerjomataram I, Bray F (2024). Global Cancer Observatory: Cancer Today. Lyon, France: International Agency for Research on Cancer. Available from: <https://gco.iarc.who.int/today>, accessed [16.07.24]

Definitions: Incidence per 100,000

*Unless otherwise noted, overweight refers to a BMI between 25kg and 29.9kg/m<sup>2</sup>, obesity refers to a BMI greater than 30kg/m<sup>2</sup>.*

## Women, 2022



Age: 20+

Area covered: National

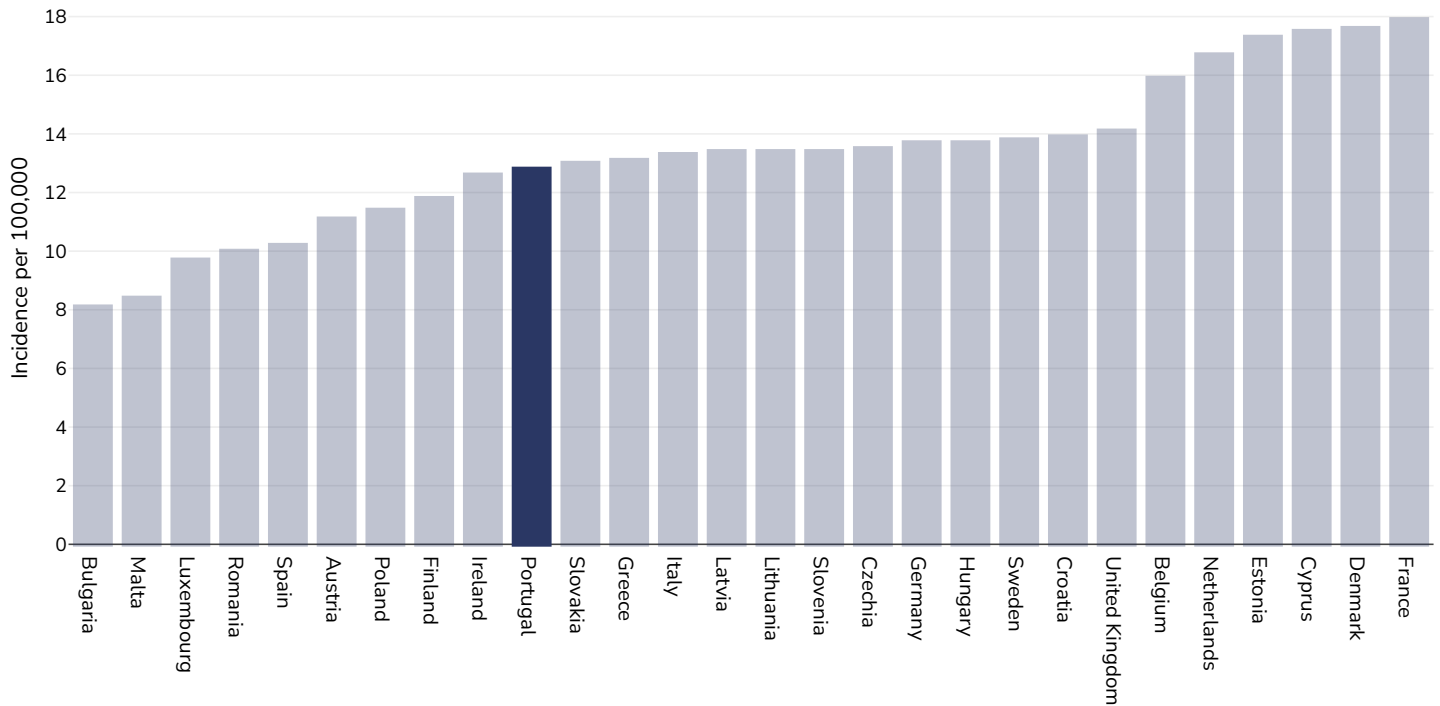
References: Ferlay J, Ervik M, Lam F, Laversanne M, Colombet M, Mery L, Piñeros M, Znaor A, Soerjomataram I, Bray F (2024). Global Cancer Observatory: Cancer Today. Lyon, France: International Agency for Research on Cancer. Available from: <https://gco.iarc.who.int/today>, accessed [16.07.24]

Definitions: Incidence per 100,000

*Unless otherwise noted, overweight refers to a BMI between 25kg and 29.9kg/m<sup>2</sup>, obesity refers to a BMI greater than 30kg/m<sup>2</sup>.*

## Leukemia

### Men, 2022



Age: 20+

Area covered: National

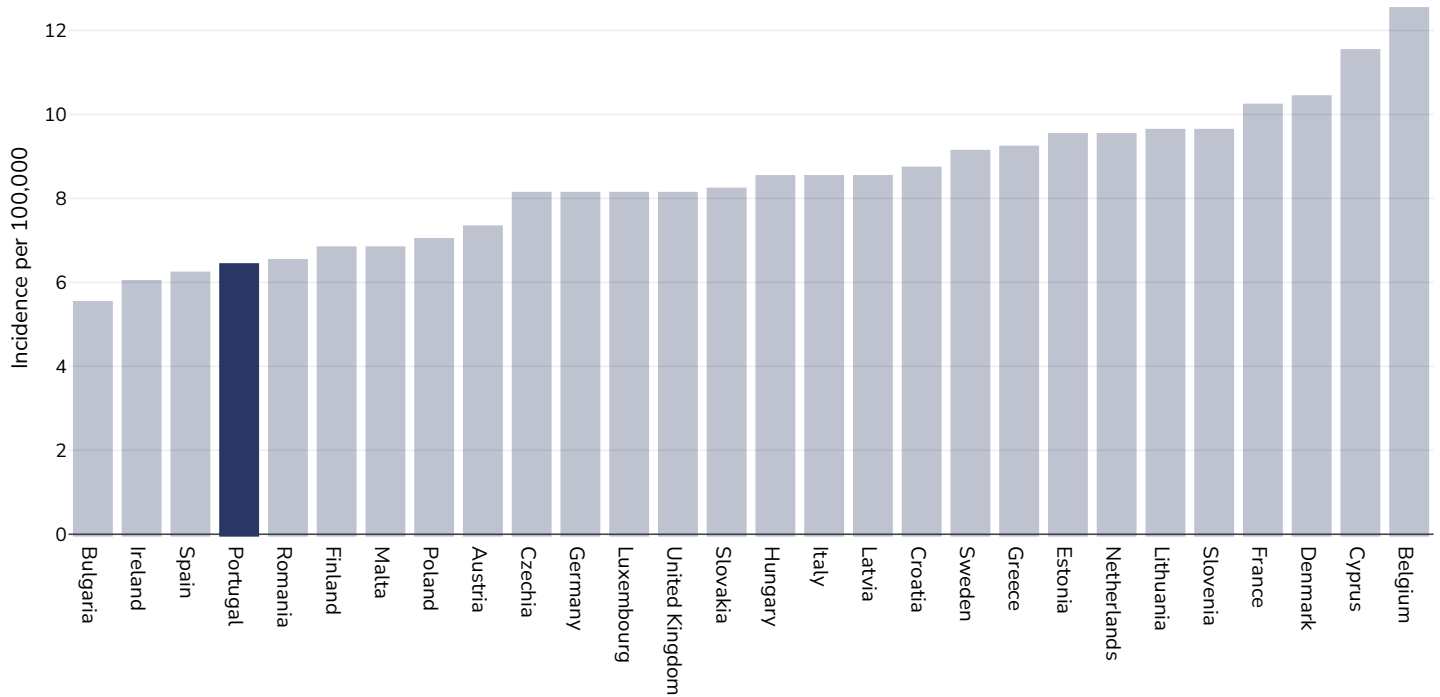
References: Ferlay J, Ervik M, Lam F, Laversanne M, Colombet M, Mery L, Piñeros M, Znaor A, Soerjomataram I, Bray F (2024). Global Cancer Observatory: Cancer Today. Lyon, France: International Agency for Research on Cancer. Available from: <https://gco.iarc.who.int/today>, accessed [16.07.24]

Definitions: Incidence per 100,000

*Unless otherwise noted, overweight refers to a BMI between 25kg and 29.9kg/m<sup>2</sup>, obesity refers to a BMI greater than 30kg/m<sup>2</sup>.*



## Women, 2022



Age: 20+

Area covered: National

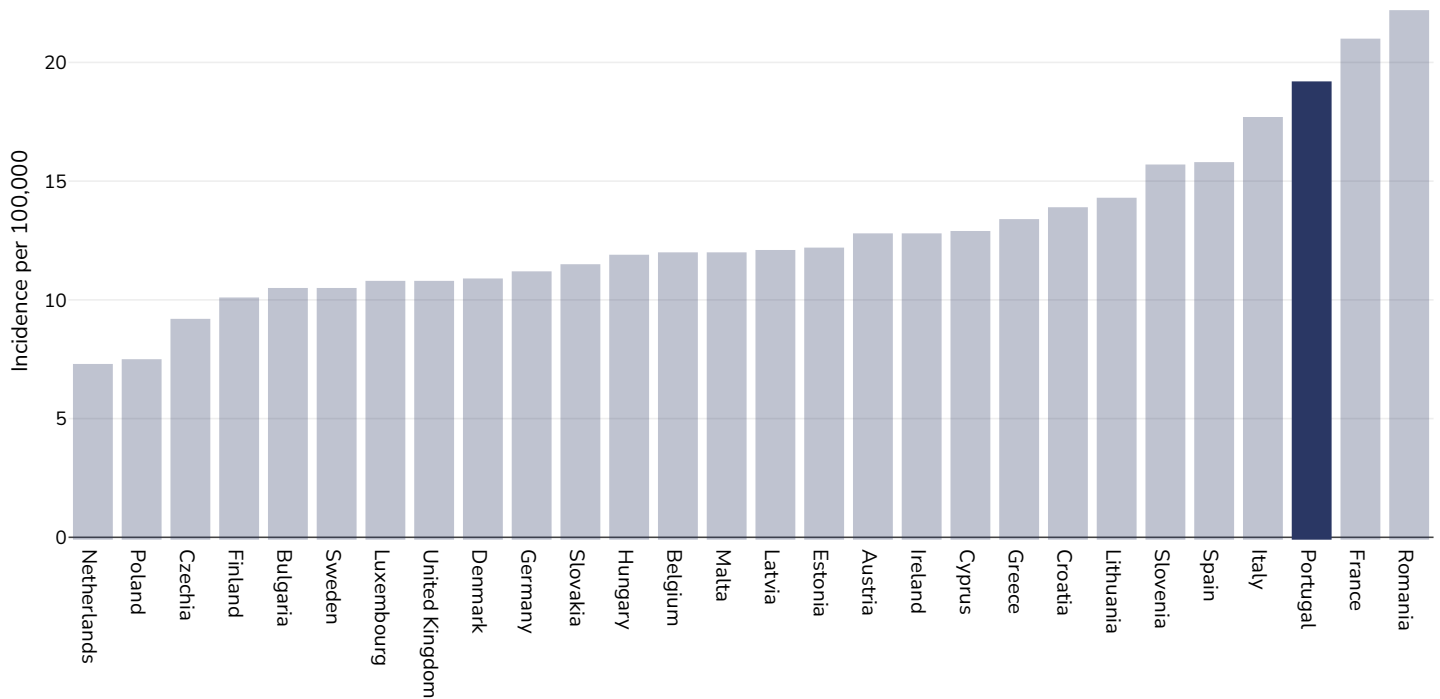
References: Ferlay J, Ervik M, Lam F, Laversanne M, Colombet M, Mery L, Piñeros M, Znaor A, Soerjomataram I, Bray F (2024). Global Cancer Observatory: Cancer Today. Lyon, France: International Agency for Research on Cancer. Available from: <https://gco.iarc.who.int/today>, accessed [16.07.24]

Definitions: Incidence per 100,000

*Unless otherwise noted, overweight refers to a BMI between 25kg and 29.9kg/m<sup>2</sup>, obesity refers to a BMI greater than 30kg/m<sup>2</sup>.*

## Liver and intrahepatic bile duct Cancer

Men, 2022



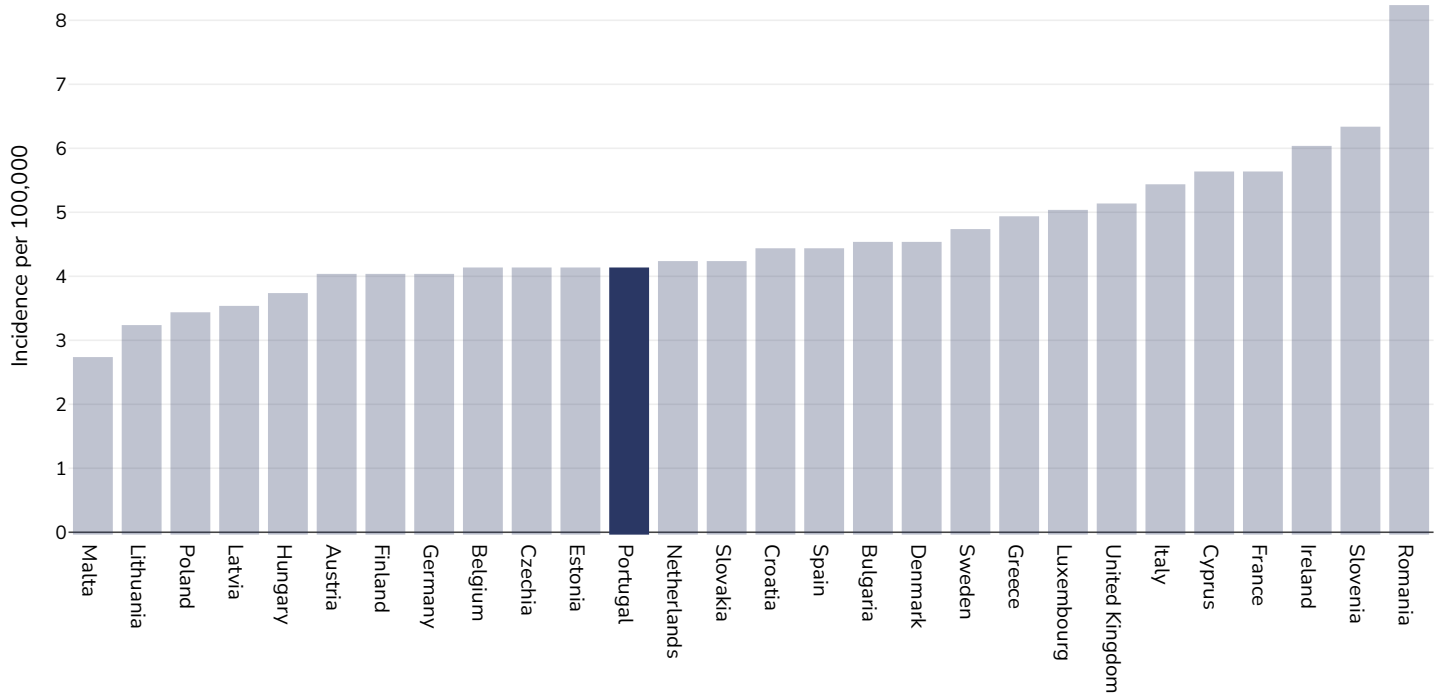
Age: 20+

Area covered: National

References: Ferlay J, Ervik M, Lam F, Laversanne M, Colombet M, Mery L, Piñeros M, Znaor A, Soerjomataram I, Bray F (2024). Global Cancer Observatory: Cancer Today. Lyon, France: International Agency for Research on Cancer. Available from: <https://gco.iarc.who.int/today>, accessed [16.07.24]

Definitions: Incidence per 100,000

## Women, 2022



Age: 20+

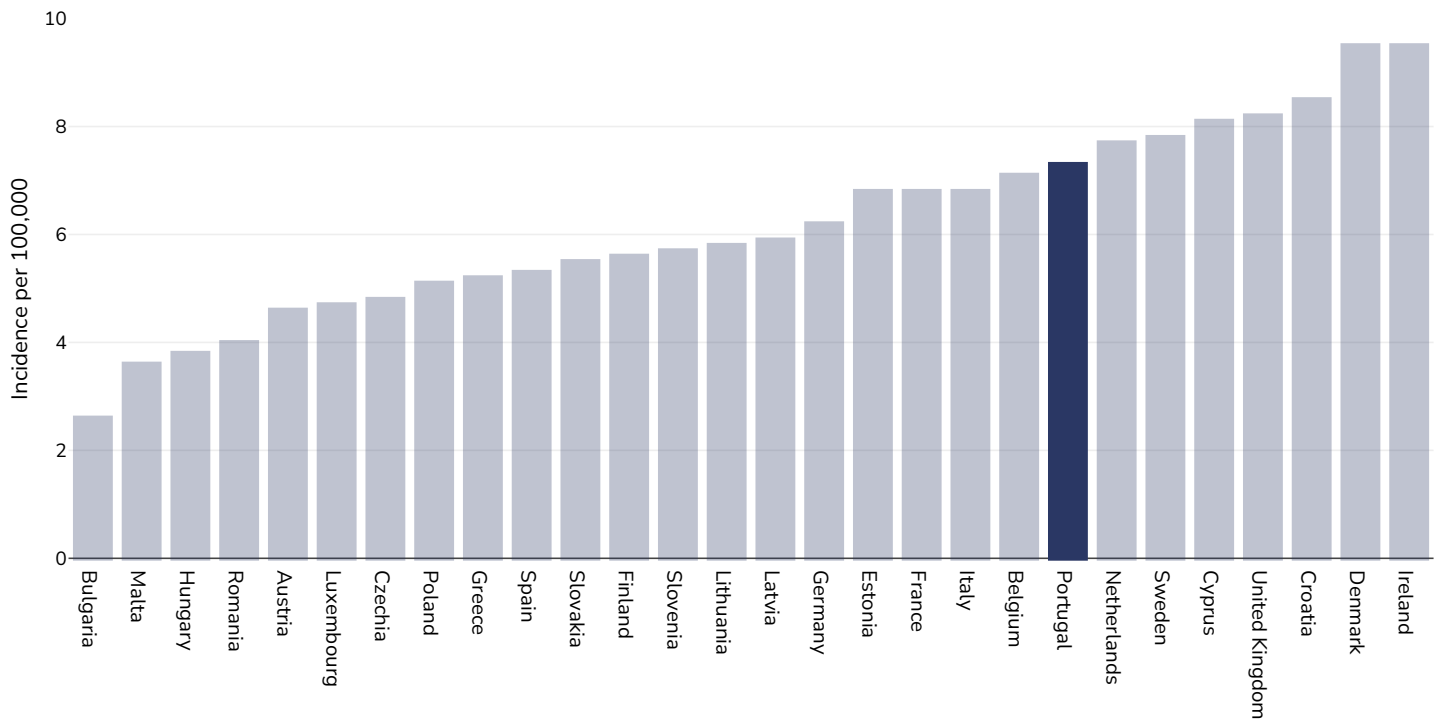
Area covered: National

References: Ferlay J, Ervik M, Lam F, Laversanne M, Colombet M, Mery L, Piñeros M, Znaor A, Soerjomataram I, Bray F (2024). Global Cancer Observatory: Cancer Today. Lyon, France: International Agency for Research on Cancer. Available from: <https://gco.iarc.who.int/today>, accessed [16.07.24]

Definitions: Incidence per 100,000

## Multiple Myeloma

### Men, 2022



Age: 20+

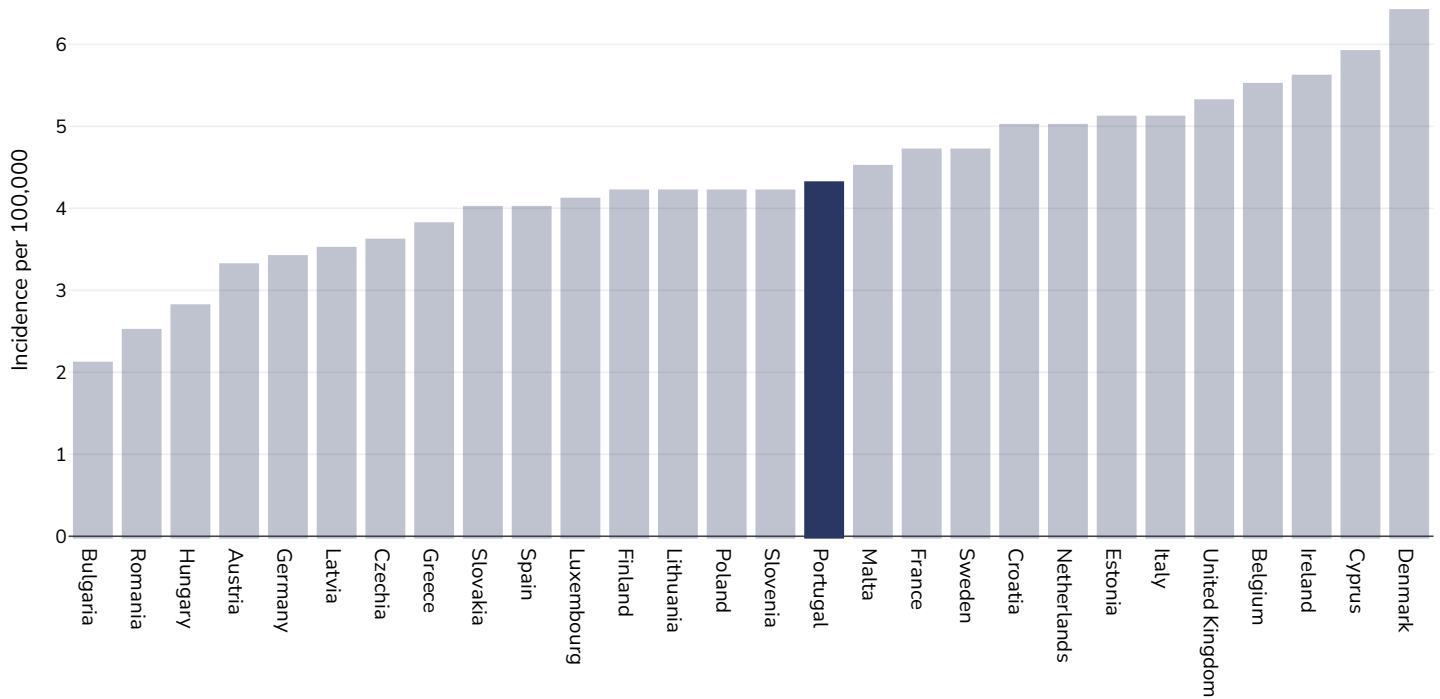
Area covered: National

References: Ferlay J, Ervik M, Lam F, Laversanne M, Colombet M, Mery L, Piñeros M, Znaor A, Soerjomataram I, Bray F (2024). Global Cancer Observatory: Cancer Today. Lyon, France: International Agency for Research on Cancer. Available from: <https://gco.iarc.who.int/today>, accessed [16.07.24]

Definitions: Incidence per 100,000

*Unless otherwise noted, overweight refers to a BMI between 25kg and 29.9kg/m<sup>2</sup>, obesity refers to a BMI greater than 30kg/m<sup>2</sup>.*

## Women, 2022



Age: 20+

Area covered: National

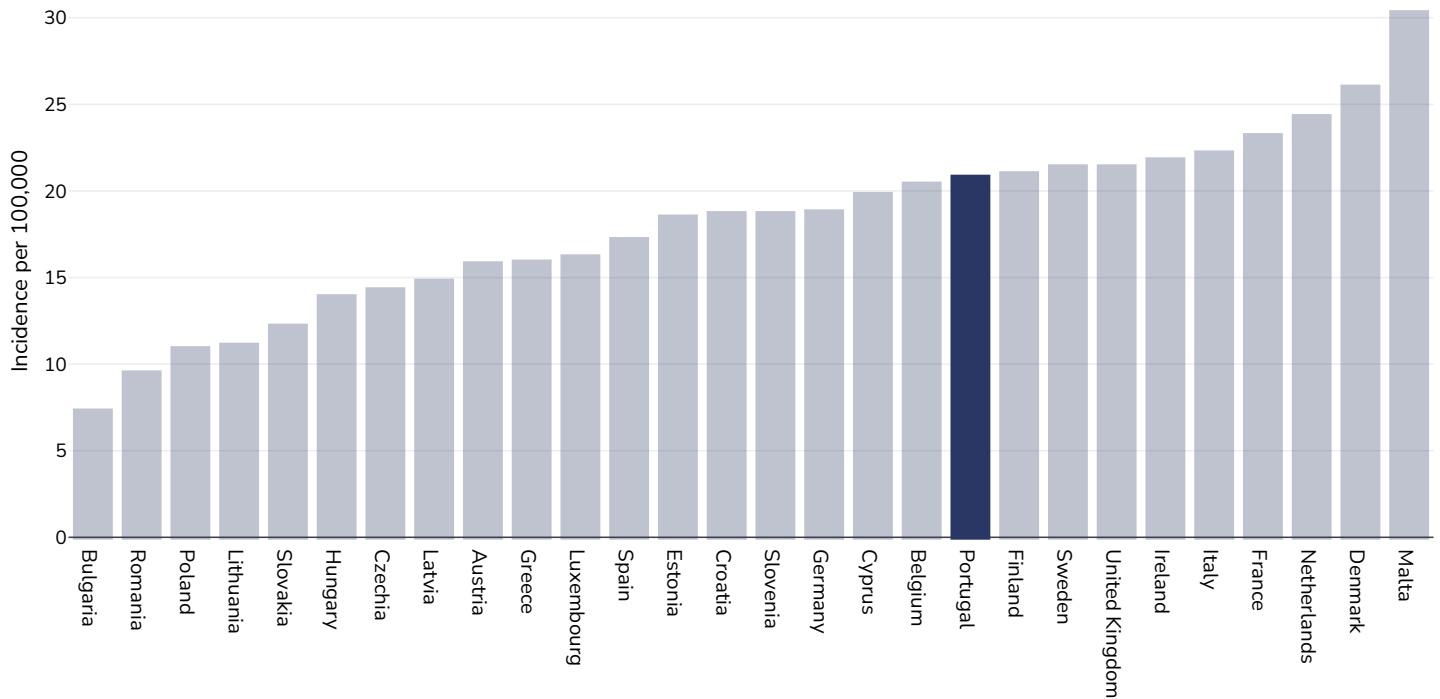
References: Ferlay J, Ervik M, Lam F, Laversanne M, Colombet M, Mery L, Piñeros M, Znaor A, Soerjomataram I, Bray F (2024). Global Cancer Observatory: Cancer Today. Lyon, France: International Agency for Research on Cancer. Available from: <https://gco.iarc.who.int/today>, accessed [16.07.24]

Definitions: Incidence per 100,000

*Unless otherwise noted, overweight refers to a BMI between 25kg and 29.9kg/m<sup>2</sup>, obesity refers to a BMI greater than 30kg/m<sup>2</sup>.*

## Non Hodgkin Lymphoma

### Men, 2022



Age: 20+

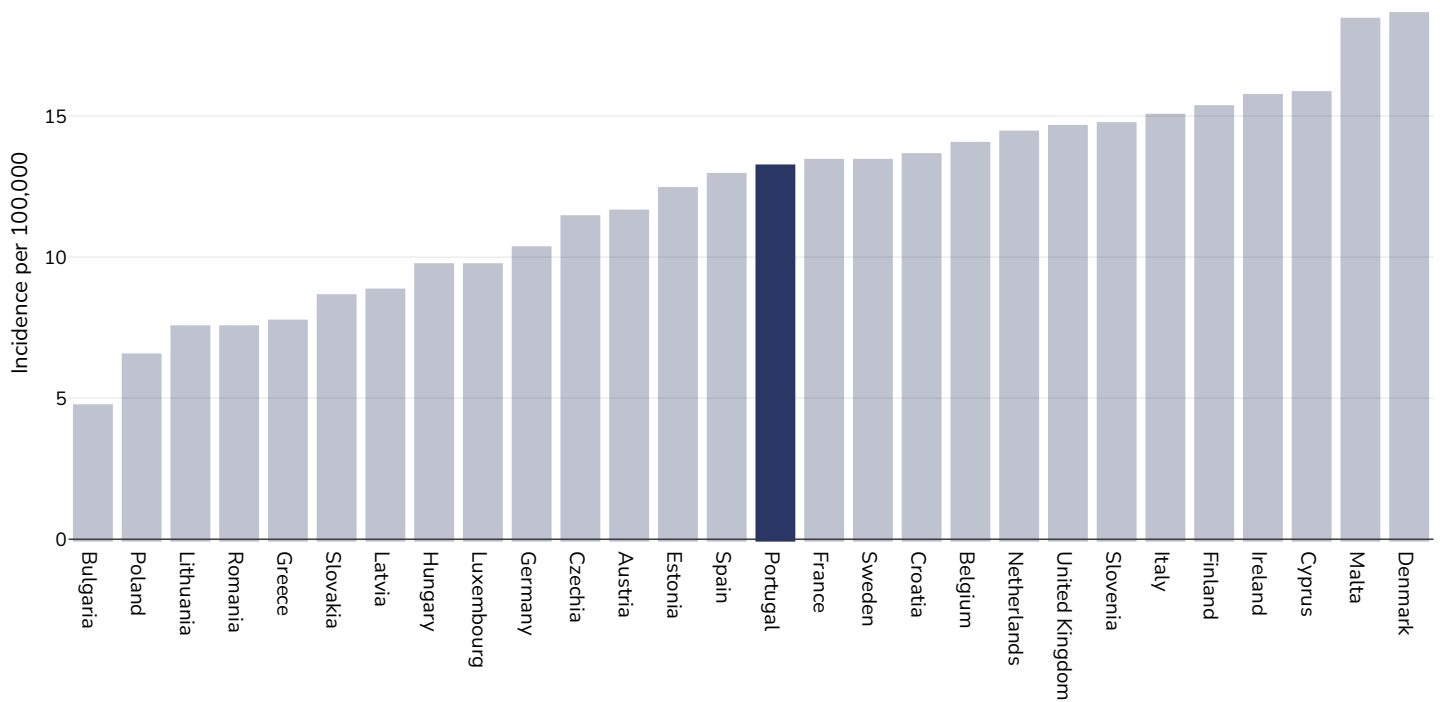
Area covered: National

References: Ferlay J, Ervik M, Lam F, Laversanne M, Colombet M, Mery L, Piñeros M, Znaor A, Soerjomataram I, Bray F (2024). Global Cancer Observatory: Cancer Today. Lyon, France: International Agency for Research on Cancer. Available from: <https://gco.iarc.who.int/today>, accessed [16.07.24]

Definitions: Incidence per 100,000

*Unless otherwise noted, overweight refers to a BMI between 25kg and 29.9kg/m<sup>2</sup>, obesity refers to a BMI greater than 30kg/m<sup>2</sup>.*

## Women, 2022



Age: 20+

Area covered: National

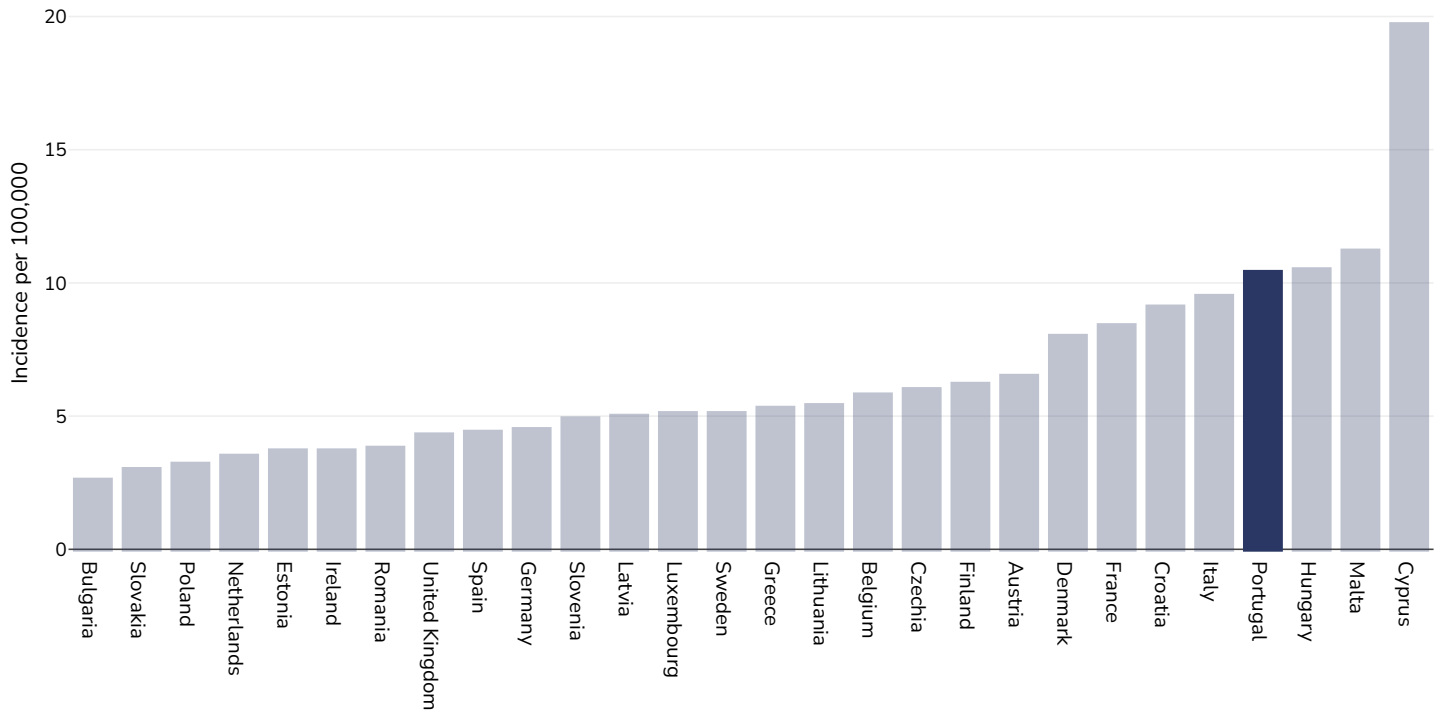
References: Ferlay J, Ervik M, Lam F, Laversanne M, Colombet M, Mery L, Piñeros M, Znaor A, Soerjomataram I, Bray F (2024). Global Cancer Observatory: Cancer Today. Lyon, France: International Agency for Research on Cancer. Available from: <https://gco.iarc.who.int/today>, accessed [16.07.24]

Definitions: Incidence per 100,000

*Unless otherwise noted, overweight refers to a BMI between 25kg and 29.9kg/m<sup>2</sup>, obesity refers to a BMI greater than 30kg/m<sup>2</sup>.*

## Thyroid Cancer

### Men, 2022



Age: 20+

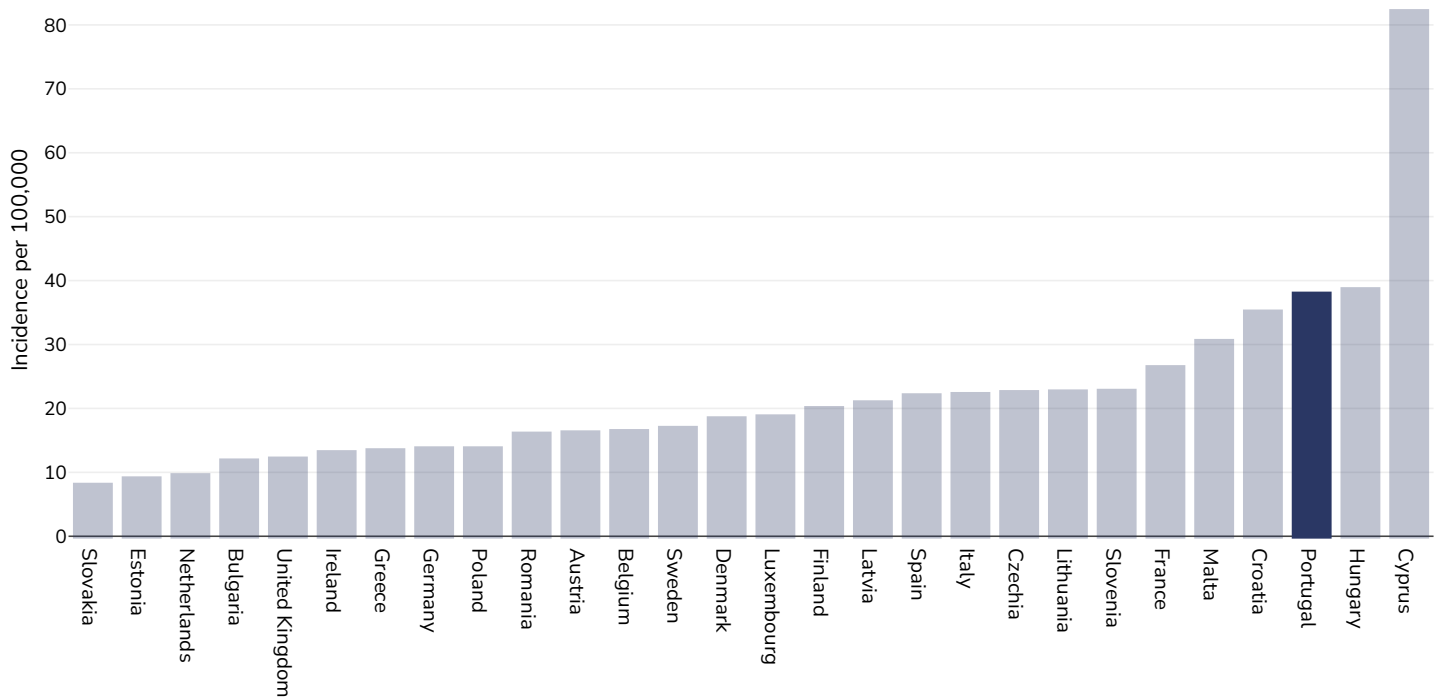
Area covered: National

References: Ferlay J, Ervik M, Lam F, Laversanne M, Colombet M, Mery L, Piñeros M, Znaor A, Soerjomataram I, Bray F (2024). Global Cancer Observatory: Cancer Today. Lyon, France: International Agency for Research on Cancer. Available from: <https://gco.iarc.who.int/today>, accessed [16.07.24]

Definitions: Incidence per 100,000



## Women, 2022



Age: 20+

Area covered: National

References: Ferlay J, Ervik M, Lam F, Laversanne M, Colombet M, Mery L, Piñeros M, Znaor A, Soerjomataram I, Bray F (2024). Global Cancer Observatory: Cancer Today. Lyon, France: International Agency for Research on Cancer. Available from: <https://gco.iarc.who.int/today>, accessed [16.07.24]






Definitions: Incidence per 100,000

## Contextual factors

**Disclaimer:** These contextual factors should be interpreted with care. Results are updated as regularly as possible and use very specific criteria. The criteria used and full definitions are available for download at the bottom of this page.



### Labelling

<b>Is there mandatory nutrition labelling?</b>	
Front-of-package labelling?	
Back-of-pack nutrition declaration?	
Color coding?	
Warning label?	



## Regulation and marketing

<b>Are there fiscal policies on unhealthy products?</b>	✓
Tax on unhealthy foods?	✗
Tax on unhealthy drinks?	✓
<b>Are there fiscal policies on healthy products?</b>	✗
Subsidy on fruits?	✗
Subsidy on vegetables?	✗
Subsidy on other healthy products?	✗
<b>Mandatory limit or ban of trans fat (all settings)?</b>	✓
Mandatory limit of trans fats in place (all settings)?	✓
Ban on trans-fats or phos in place (all settings)?	✗
<b>Are there any mandatory policies/marketing restrictions on the promotion of unhealthy food/drinks to children?</b>	✓
Mandatory restriction on broadcast media?	✓
Mandatory restriction on non-broadcast media?	✓
Voluntary policies/marketing restrictions on the promotion of unhealthy food/drinks to children?	✗
<b>Are there mandatory standards for food in schools?</b>	✗
<b>Are there any mandatory nutrient limits in any manufactured food products?</b>	✓
<b>Nutrition standards for public sector procurement?</b>	✓



## Political will and support

<b>National obesity strategy or nutrition and physical activity national strategy?</b>	✓
National obesity strategy?	✗
National childhood obesity strategy?	✗
Comprehensive nutrition strategy?	✓
Comprehensive physical activity strategy?	✓
<b>Evidence-based dietary guidelines and/or RDAs?</b>	✓
<b>National target(s) on reducing obesity?</b>	✓
<b>Guidelines/policy on obesity treatment?</b>	✓
<b>Promotion of breastfeeding?</b>	✓



## Monitoring and surveillance

<b>Monitoring of the prevalence and incidence for the main obesity-related NCDs and risk factors?</b>	✓
Within 5 years?	✓



## Governance and resource

<b>Multi-sectoral national co-ordination mechanism for obesity or nutrition (including obesity)?</b>	✗
--	---

### Key

✓ Present	✓ <sub>v</sub> Present (voluntary)	✓ Incoming	✗ Absent	? Unknown
-----------	---------------------------------------	------------	----------	-----------

Last updated June 23, 2023

PDF created on September 11, 2024