



Philippines



Country report card - under-5s

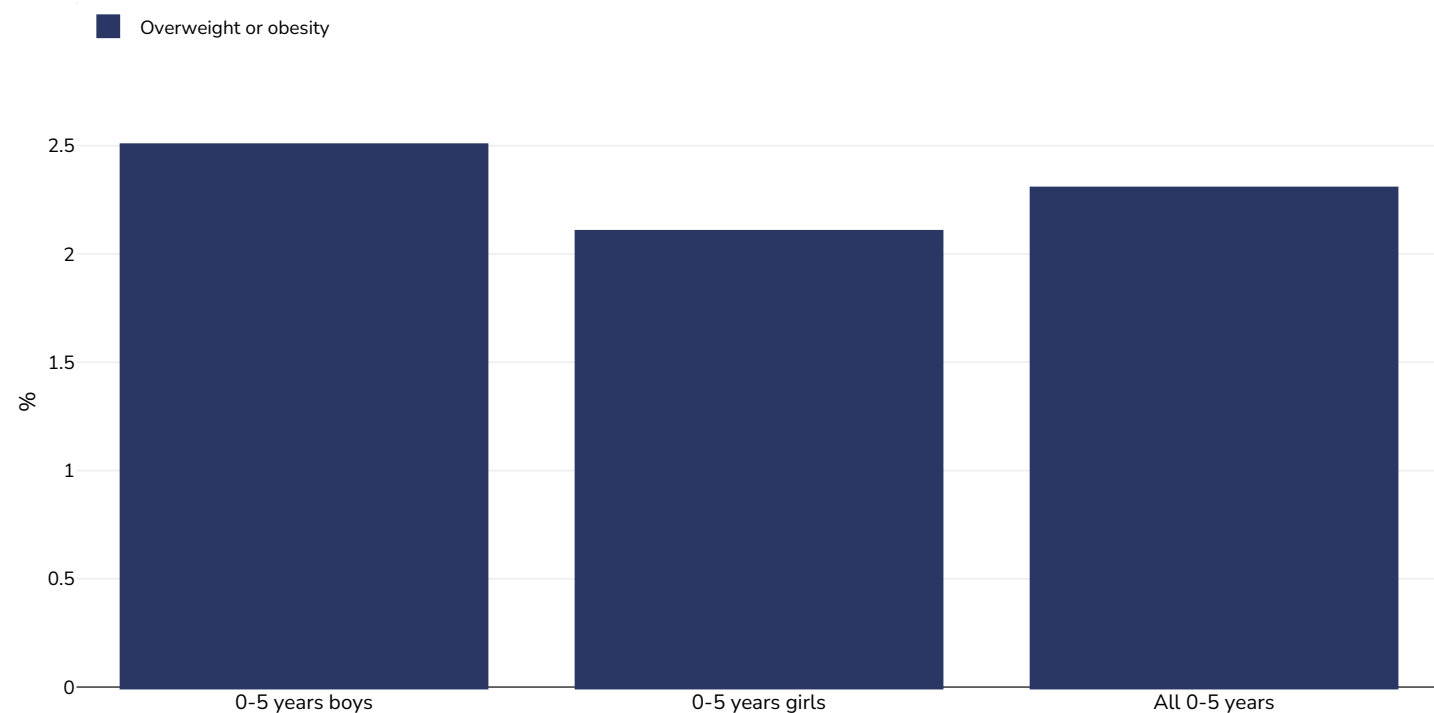
This report card contains the latest data available on the Global Obesity Observatory on overweight and obesity for children under 5. Where available, data on common and relevant obesity drivers and comorbidities are also presented.

View the latest version of this report on the Global Obesity Observatory at <https://data.worldobesity.org/country/philippines-172/>.

Contents	Page
Obesity prevalence	3
Overweight/obesity by region	4
Overweight/obesity by socio-economic group	5
Double burden of underweight & overweight	6
% Infants exclusively breastfed 0-5 months	7

Obesity prevalence

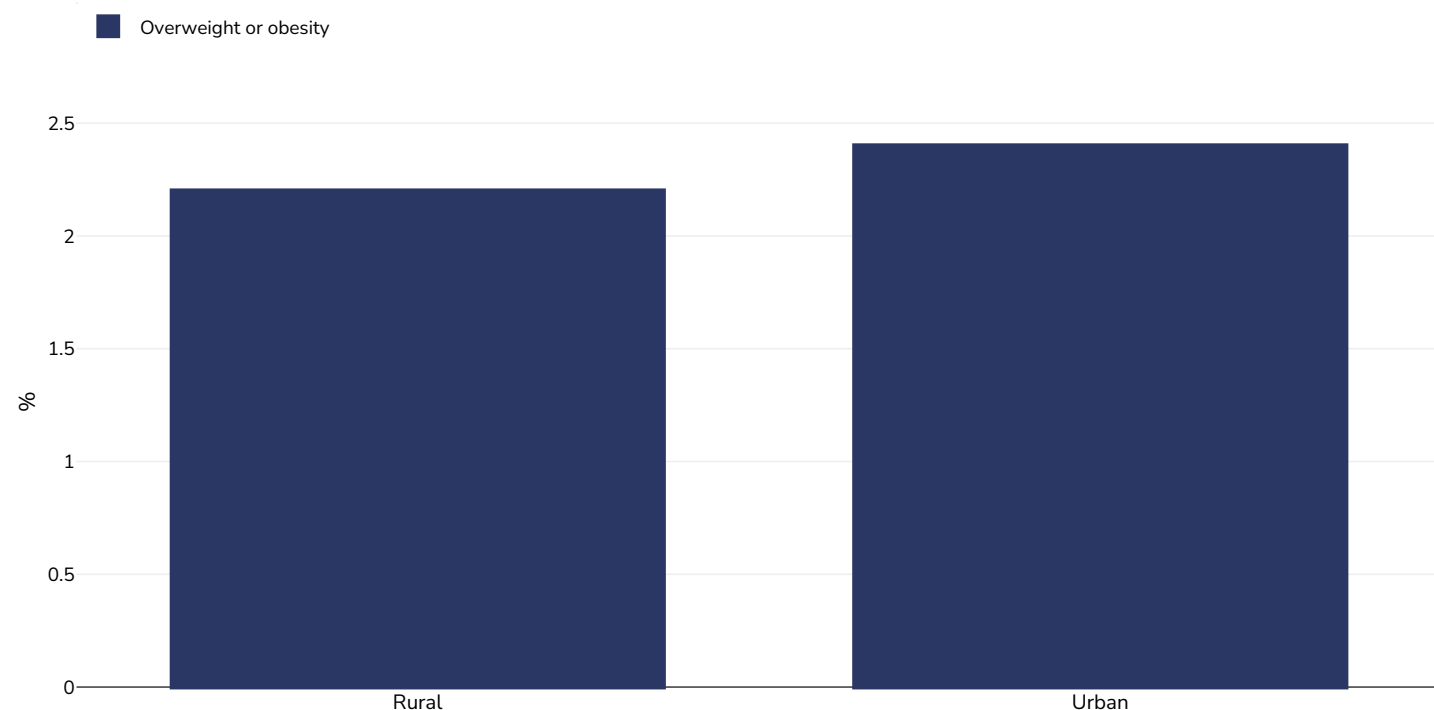
0-5 years, 2021



Survey type:	Measured
Age:	0-5
Sample size:	9,893
Area covered:	National
References:	Department of Science and Technology - Food and Nutrition Research Institute (DOST-FNRI). 2024. Philippine Nutrition Facts and Figures: 2021 Expanded National Nutrition Survey (ENNS). FNRI Bldg., DOST Compound, Gen. Santos Avenue, Bicutan, Taguig City, Metro Manila, Philippines. https://enutrition.fnri.dost.gov.ph/facts-and-figures.php?year=2021 [Accessed 14.07.25]
Cutoffs:	=>+2SD

Overweight/obesity by region

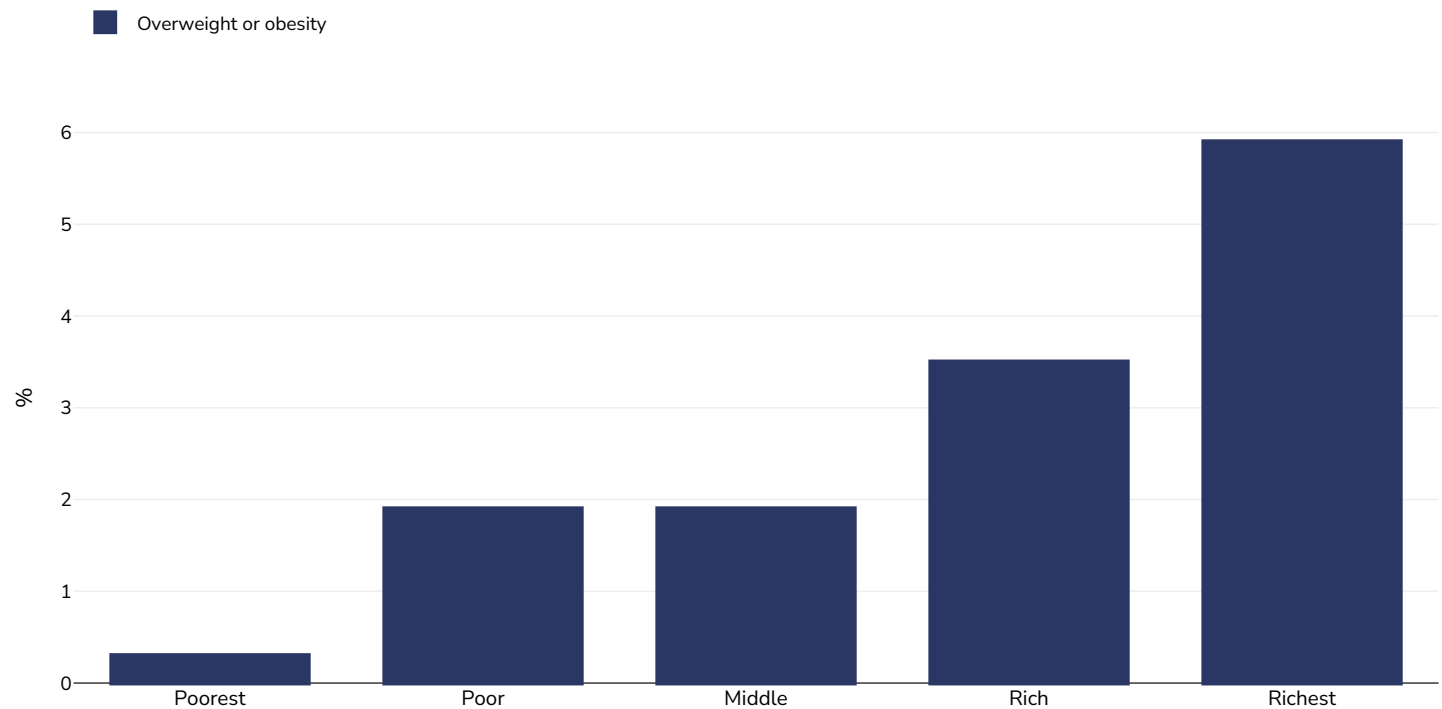
0-5 years, 2021



Survey type:	Measured
Sample size:	9,893
Area covered:	National
References:	Department of Science and Technology - Food and Nutrition Research Institute (DOST-FNRI). 2024. Philippine Nutrition Facts and Figures: 2021 Expanded National Nutrition Survey (ENNS). FNRI Bldg., DOST Compound, Gen. Santos Avenue, Bicutan, Taguig City, Metro Manila, Philippines. https://enutrition.fnri.dost.gov.ph/facts-and-figures.php?year=2021 [Accessed 14.07.25]
Cutoffs:	=>+2SD

Overweight/obesity by socio-economic group

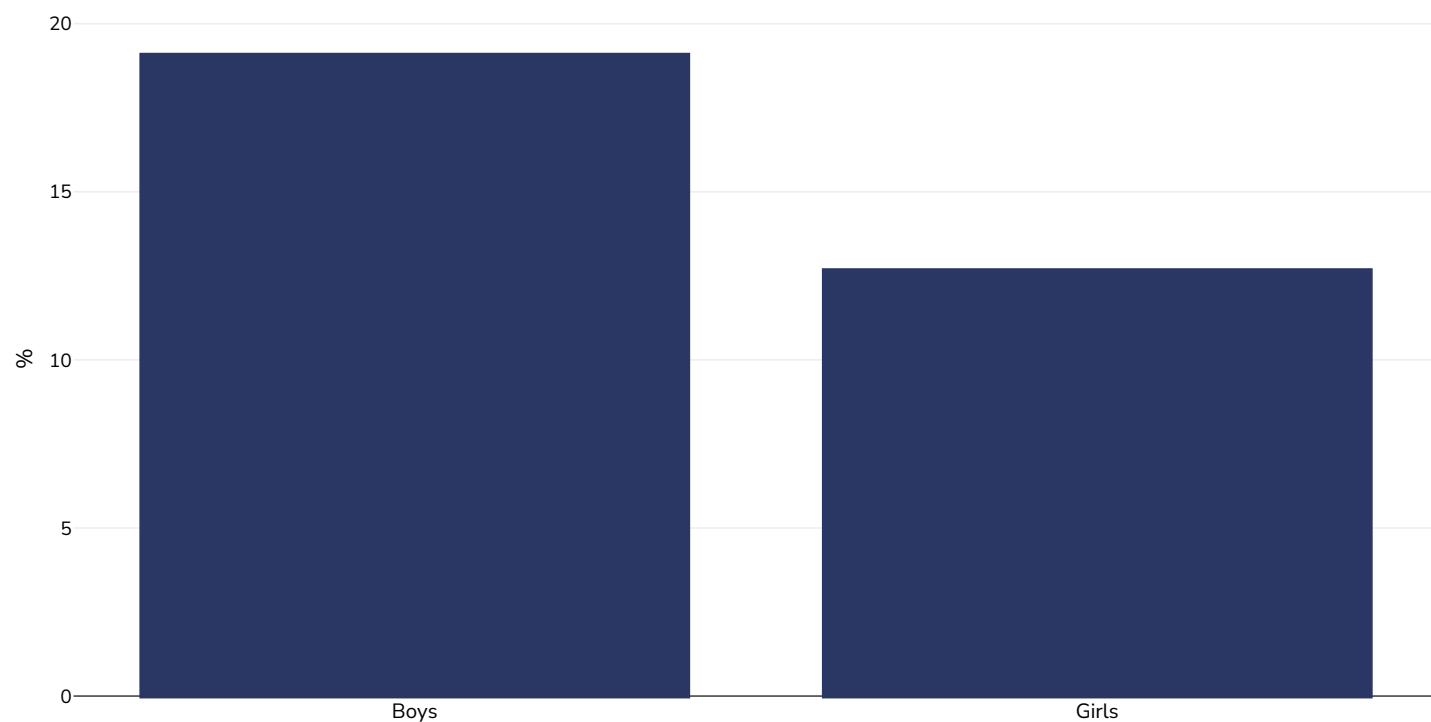
0-5 years, 2021



Survey type:	Measured
Sample size:	9.893
Area covered:	National
References:	Department of Science and Technology - Food and Nutrition Research Institute (DOST-FNRI). 2024. Philippine Nutrition Facts and Figures: 2021 Expanded National Nutrition Survey (ENNS). FNRI Bldg., DOST Compound, Gen. Santos Avenue, Bicutan, Taguig City, Metro Manila, Philippines. https://enutrition.fnri.dost.gov.ph/facts-and-figures.php?year=2021 [Accessed 14.07.25]
Cutoffs:	=>+2SD

Double burden of underweight & overweight

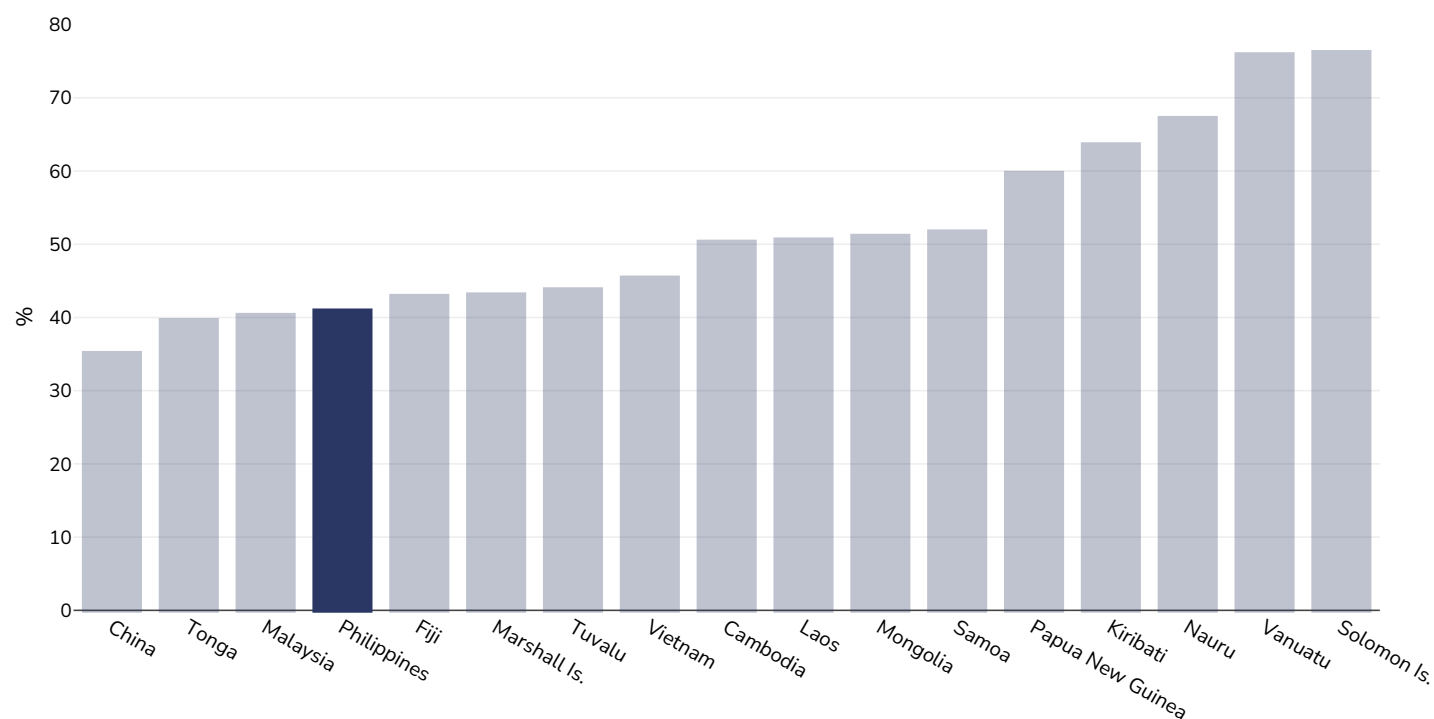
0-5 years, 2015-2015



Survey type:	Measured
Age:	0-5
References:	UNICEF data available at https://data.unicef.org/topic/nutrition/malnutrition/ (last accessed 12.03.25)
Notes:	Children under 5 falling below -2 standard deviations from the median height for age and falling at or above +2 standard deviations from the median weight-for-height of the reference population

% Infants exclusively breastfed 0-5 months

0-5 years, 2007-2023



References:

Philippine National Demographic and Health Survey 2022

Notes:

Full details are available. Original citation United Nations Children's Fund, Division of Data, Analysis, Planning and Monitoring (2023).
Global UNICEF Global Databases: Infant and Young Child Feeding: Exclusive breastfeeding, New York, October 2023.

PDF created on July 14, 2025