

# Report card

## Oman

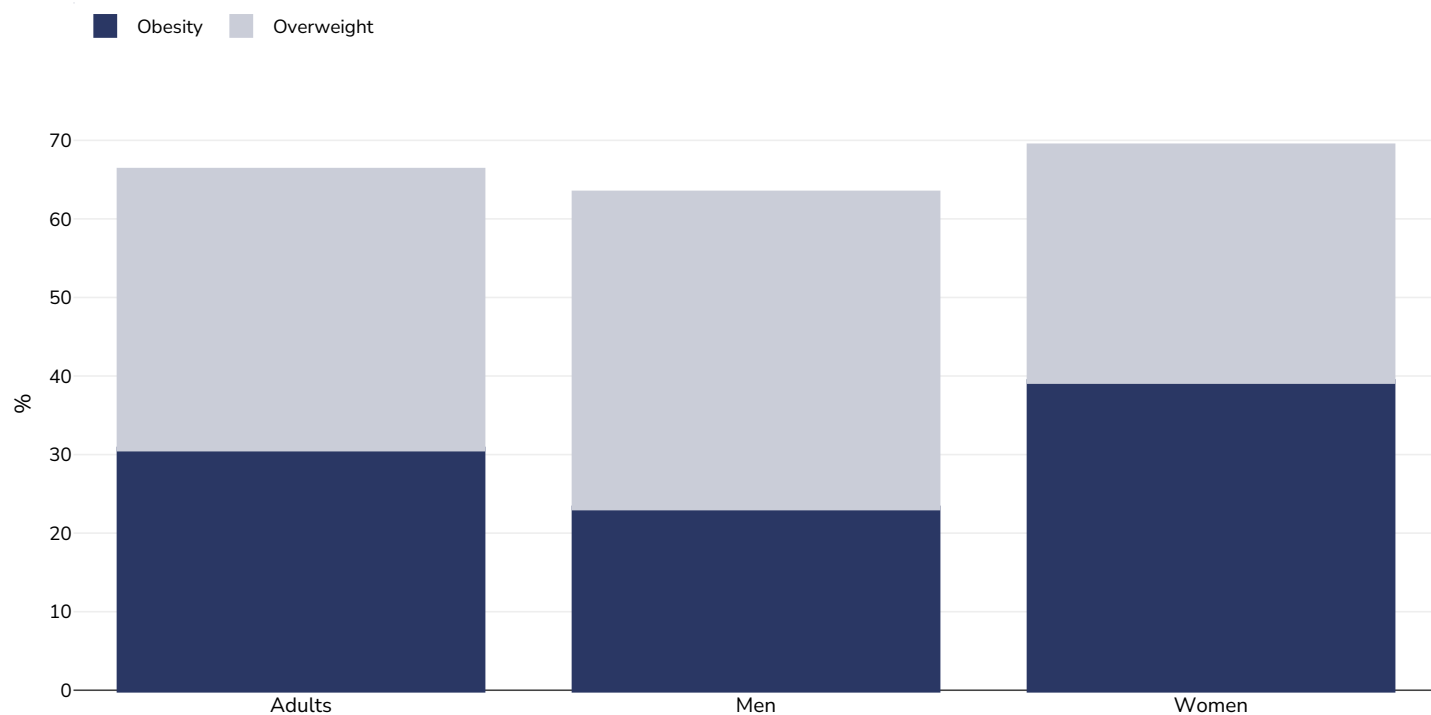


### High income

Contents	Page
Obesity prevalence	2
Trend: % Adults living with obesity in Oman 1991-2017	5
Trend: % Adults living with overweight or obesity in Oman 1991-2017	7
Trend: % Adults living with obesity in selected countries in the EMRO Region 1984-2017, selected countries	9
Overweight/obesity by education	12
Overweight/obesity by age	13
Overweight/obesity by socio-economic group	14
Insufficient physical activity	16
Average daily frequency of carbonated soft drink consumption	22
Estimated per capita fruit intake	23
Prevalence of less than daily fruit consumption	24
Prevalence of less than daily vegetable consumption	25
Average weekly frequency of fast food consumption	26
Estimated per-capita processed meat intake	27
Estimated per capita whole grains intake	28
Mental health - depression disorders	29
Mental health - anxiety disorders	30
% Infants exclusively breastfed 0-5 months	31
Oesophageal cancer	32
Breast cancer	34
Colorectal cancer	35
Pancreatic cancer	37
Gallbladder cancer	39
Kidney cancer	41
Cancer of the uterus	43
Raised blood pressure	44
Raised cholesterol	47
Raised fasting blood glucose	50
Diabetes prevalence	52
Ovarian Cancer	53
Leukemia	54
Leukemia	56
Liver and intrahepatic bile duct Cancer	58
Multiple Myeloma	60
Non Hodgkin Lymphoma	62
Thyroid Cancer	64
Contextual factors	66

## Obesity prevalence

### Adults, 2017



Survey type: Measured

Age: 18+

Sample size: 6833

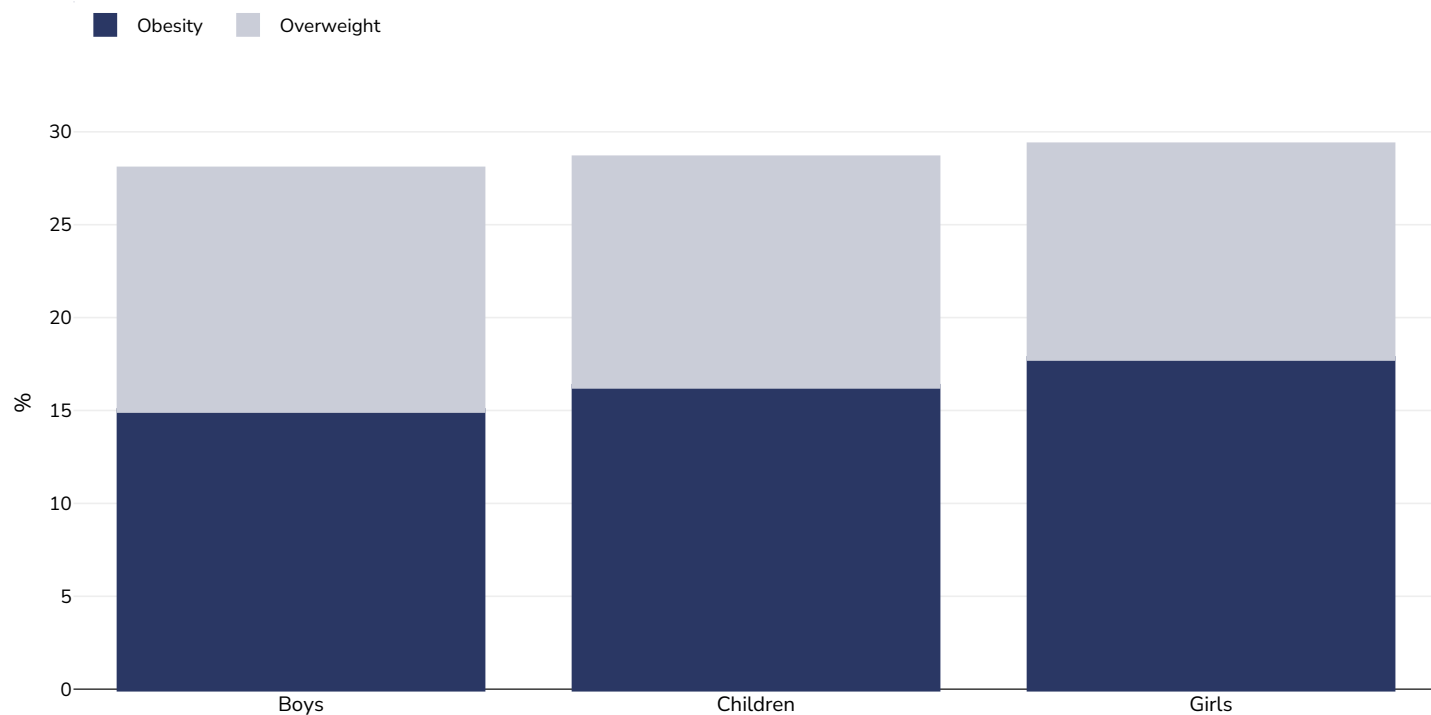
Area covered: National

References: Executive Summary. Oman National Non-Communicable Disease & their Risk Factors Survey 2017  
[https://mohcsr.gov.om/wp-content/uploads/2019/01/Executive-Summary\\_NCDsurvey2017\\_En.pdf](https://mohcsr.gov.om/wp-content/uploads/2019/01/Executive-Summary_NCDsurvey2017_En.pdf) (last accessed 17.10.19)

Notes: STEPS

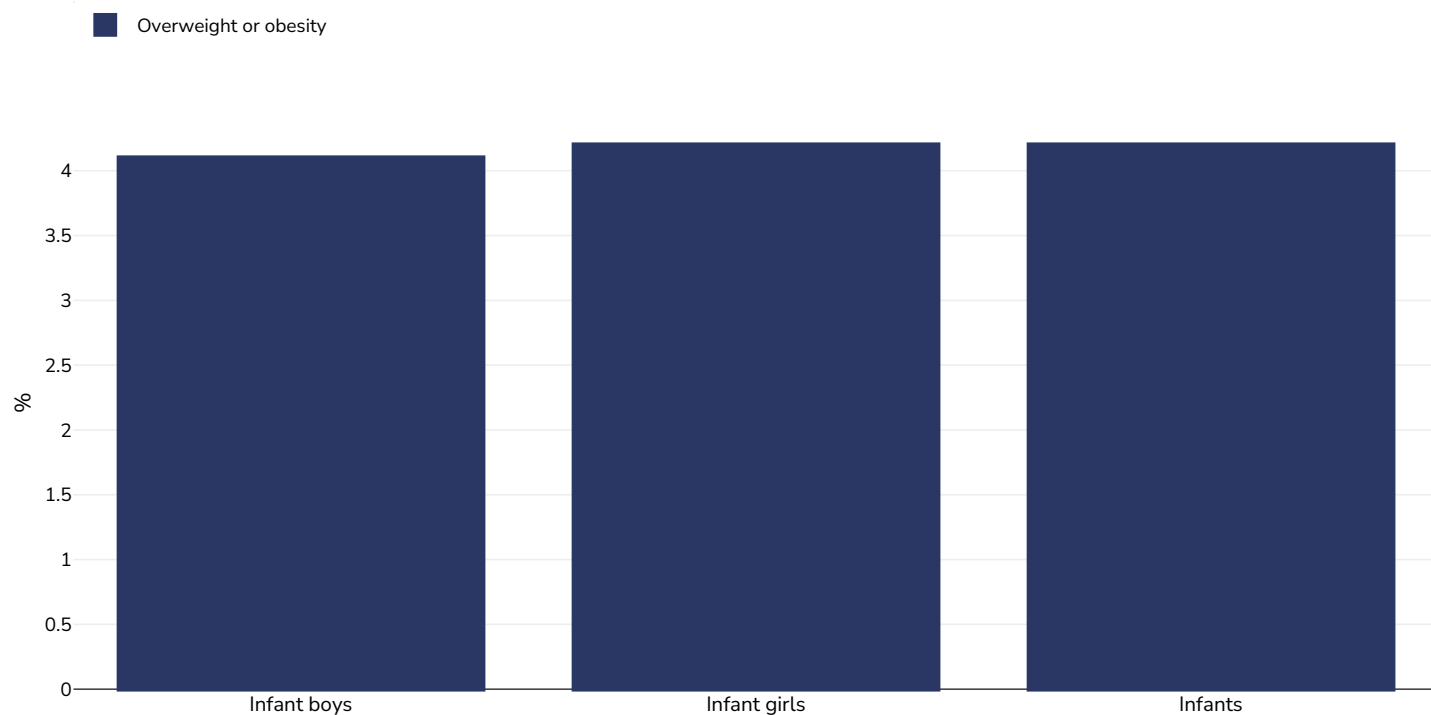
*Unless otherwise noted, overweight refers to a BMI between 25kg and 29.9kg/m<sup>2</sup>, obesity refers to a BMI greater than 30kg/m<sup>2</sup>.*

## Children, 2019



Survey type:	Measured
Age:	6-17
Sample size:	714
Area covered:	Regional (Al Buraimi Governorate)
References:	Al-Saadi A, Al Yahiaee L, Ahmed E, Al Manee R, Al Saadi, Mohamed N, et al. Obesity and lifestyle behaviours among in-school children in Oman. East Mediterr Health J. 2023;29(9):716–724. <a href="https://doi.org/10.26719/emhj.23.095">https://doi.org/10.26719/emhj.23.095</a>
Cutoffs:	WHO

## Infants, 2016-2017



Age: 0-5

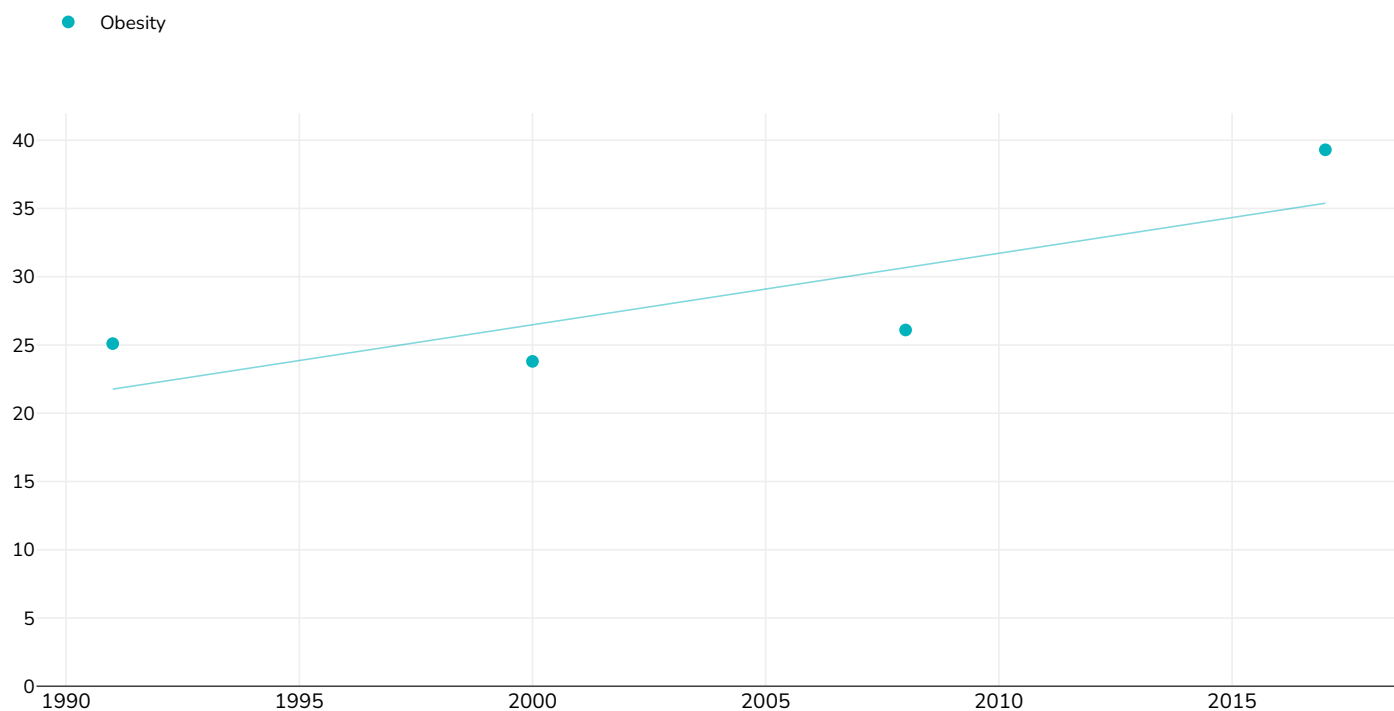
References: NNS: Oman National Nutrition Survey 2017. Muscat, Oman, 2018

Notes: UNICEF/WHO/World Bank Joint Child Malnutrition Estimates Expanded Database: Overweight (Survey Estimates), May 2023, New York. For more information about the methodology, please consult <https://data.unicef.org/resources/jme-2023-country-consultations/> Percentage of children under 5 years of age falling above 2 standard deviations (moderate and severe) from the median weight-for-height of the reference population.

Definitions: =>+2SD

## % Adults living with obesity in Oman 1991-2017

### Women



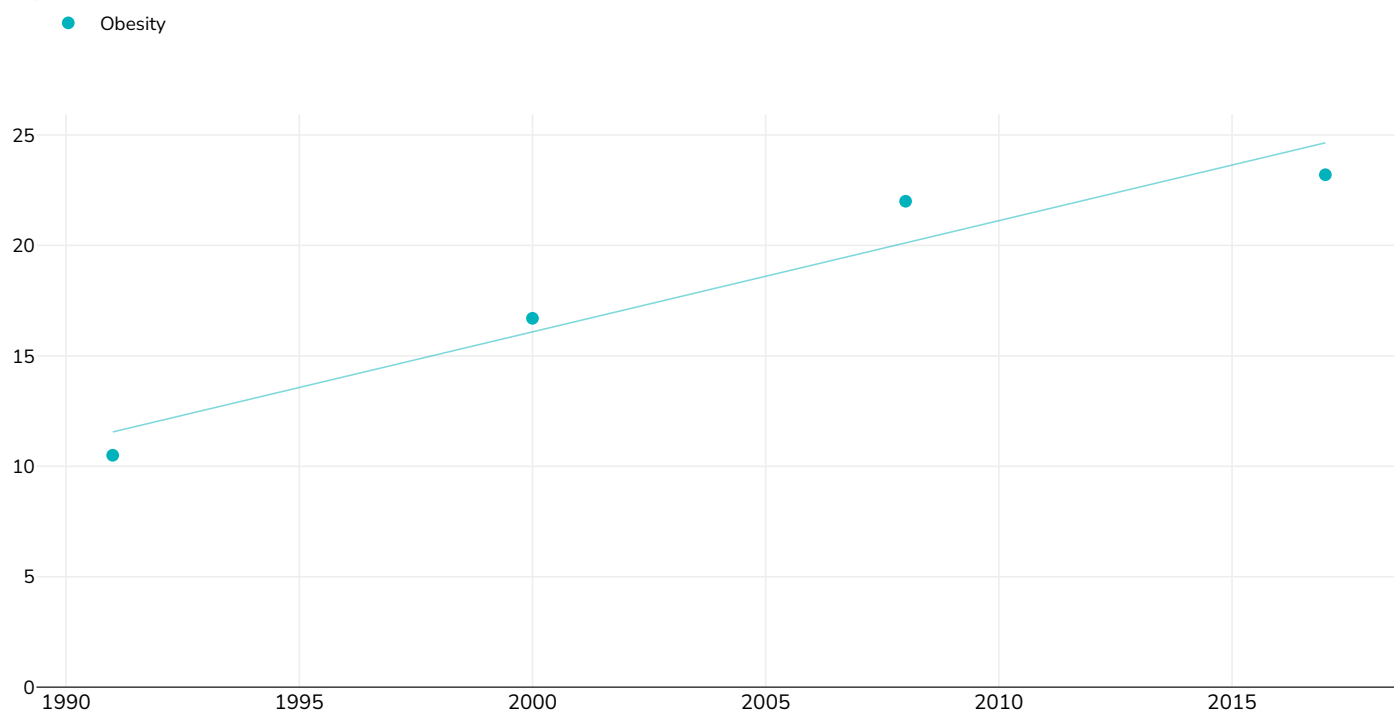
Survey type: Measured

References: 1991: Al-Lawati JA, Jousilahti PJ. Prevalence and 10year secular trend of obesity in Oman. Saudi Med J 2004;25:346-351  
 2000: Al-Lawati JA and Jousilahti PJ. (2004). Prevalence and 10 year secular trend of obesity in Oman. Saudi Medical Journal 25: 346 - 351.  
 2008: Riyami AA, Elaty MAA, Morsi M et al Oman World Health Survey: Part 1 - Methodology, Sociodemographic Profile and Epidemiology of Non-Communicable Diseases in Oman. Oman Medical Journal 2012; 27(5):425-443  
 2017: Executive Summary. Oman National Non-Communicable Disease & their Risk Factors Survey 2017 [https://mohcsr.gov.om/wp-content/uploads/2019/01/Executive-Summary\\_NCDsurvey2017\\_En.pdf](https://mohcsr.gov.om/wp-content/uploads/2019/01/Executive-Summary_NCDsurvey2017_En.pdf) (last accessed 17.10.19)

*Unless otherwise noted, overweight refers to a BMI between 25kg and 29.9kg/m<sup>2</sup>, obesity refers to a BMI greater than 30kg/m<sup>2</sup>.*

*Different methodologies may have been used to collect this data and so data from different surveys may not be strictly comparable. Please check with original data sources for methodologies used.*

## Men



Survey type: Measured

References:

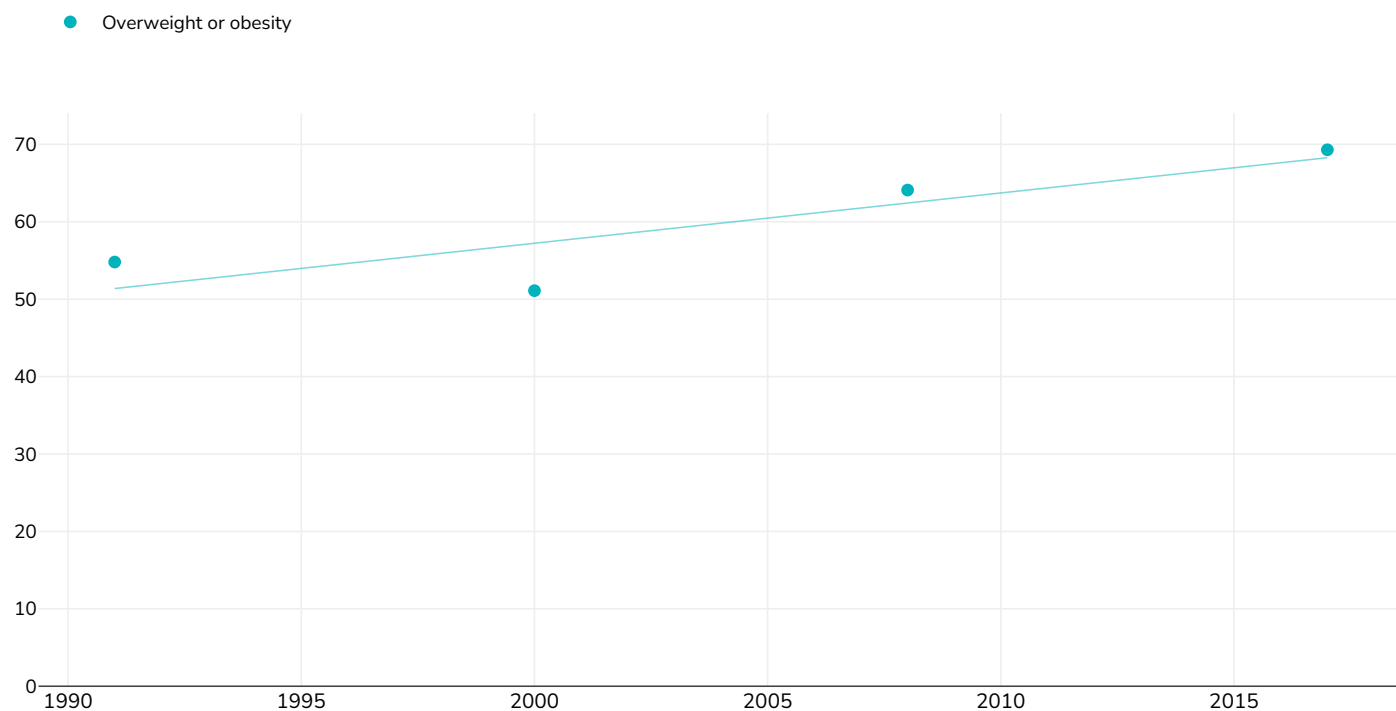
- 1991: AL-Lawati JA, Jousilahti PJ. Prevalence and 10year secular trend of obesity in Oman. Saudi Med J 2004;25:346-351
- 2000: AL-Lawati JA and Jousilahti PJ. (2004). Prevalence and 10 year secular trend of obesity in Oman. Saudi Medical Journal 25: 346 - 351.
- 2008: Riyami AA, Elaty MAA, Morsi M et al Oman World Health Survey: Part 1 - Methodology, Sociodemographic Profile and Epidemiology of Non-Communicable Diseases in Oman. Oman Medical Journal 2012; 27(5):425-443
- 2017: Executive Summary. Oman National Non-Communicable Disease & their Risk Factors Survey 2017 [https://mohcsr.gov.om/wp-content/uploads/2019/01/Executive-Summary\\_NCDsurvey2017\\_En.pdf](https://mohcsr.gov.om/wp-content/uploads/2019/01/Executive-Summary_NCDsurvey2017_En.pdf) (last accessed 17.10.19)

*Unless otherwise noted, overweight refers to a BMI between 25kg and 29.9kg/m<sup>2</sup>, obesity refers to a BMI greater than 30kg/m<sup>2</sup>.*

*Different methodologies may have been used to collect this data and so data from different surveys may not be strictly comparable. Please check with original data sources for methodologies used.*

## % Adults living with overweight or obesity in Oman 1991-2017

### Women



Survey type: Measured

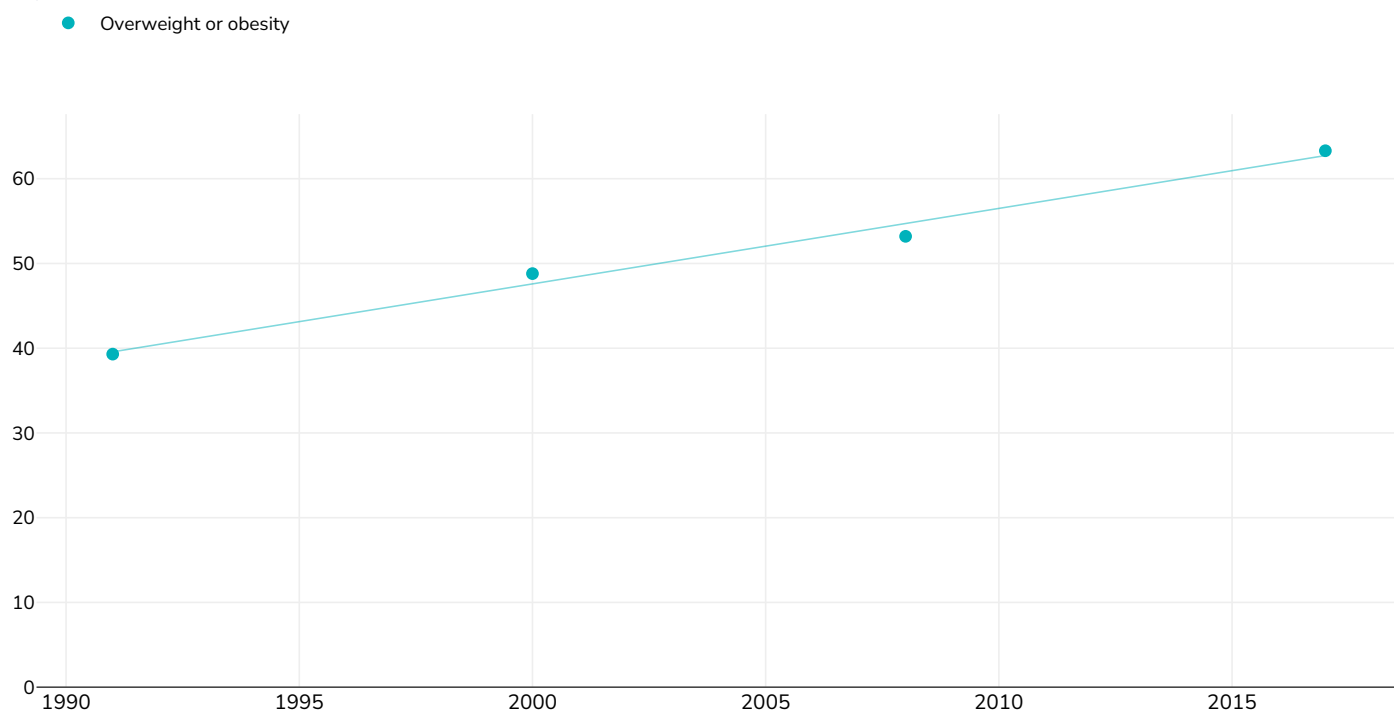
References:

- 1991: Al-Lawati JA, Jousilahti PJ. Prevalence and 10year secular trend of obesity in Oman. Saudi Med J 2004;25:346-351
- 2000: Al-Lawati JA and Jousilahti PJ. (2004). Prevalence and 10 year secular trend of obesity in Oman. Saudi Medical Journal 25: 346 - 351.
- 2008: Riyami AA, Elaty MAA, Morsi M et al Oman World Health Survey: Part 1 - Methodology, Sociodemographic Profile and Epidemiology of Non-Communicable Diseases in Oman. Oman Medical Journal 2012; 27(5):425-443
- 2017: Executive Summary. Oman National Non-Communicable Disease & their Risk Factors Survey 2017 [https://mohcsr.gov.om/wp-content/uploads/2019/01/Executive-Summary\\_NCDsurvey2017\\_En.pdf](https://mohcsr.gov.om/wp-content/uploads/2019/01/Executive-Summary_NCDsurvey2017_En.pdf) (last accessed 17.10.19)

*Unless otherwise noted, overweight refers to a BMI between 25kg and 29.9kg/m<sup>2</sup>, obesity refers to a BMI greater than 30kg/m<sup>2</sup>.*

*Different methodologies may have been used to collect this data and so data from different surveys may not be strictly comparable. Please check with original data sources for methodologies used.*

## Men



Survey type: Measured

References: 1991: AL-Lawati JA, Jousilahti PJ. Prevalence and 10year secular trend of obesity in Oman. Saudi Med J 2004;25:346-351  
 2000: AL-Lawati JA and Jousilahti PJ. (2004). Prevalence and 10 year secular trend of obesity in Oman. Saudi Medical Journal 25: 346 - 351.  
 2008: Riyami AA, Elaty MAA, Morsi M et al Oman World Health Survey: Part 1 - Methodology, Sociodemographic Profile and Epidemiology of Non-Communicable Diseases in Oman. Oman Medical Journal 2012; 27(5):425-443  
 2017: Executive Summary. Oman National Non-Communicable Disease & their Risk Factors Survey 2017  
[https://mohcsr.gov.om/wp-content/uploads/2019/01/Executive-Summary\\_NCDsurvey2017\\_En.pdf](https://mohcsr.gov.om/wp-content/uploads/2019/01/Executive-Summary_NCDsurvey2017_En.pdf) (last accessed 17.10.19)

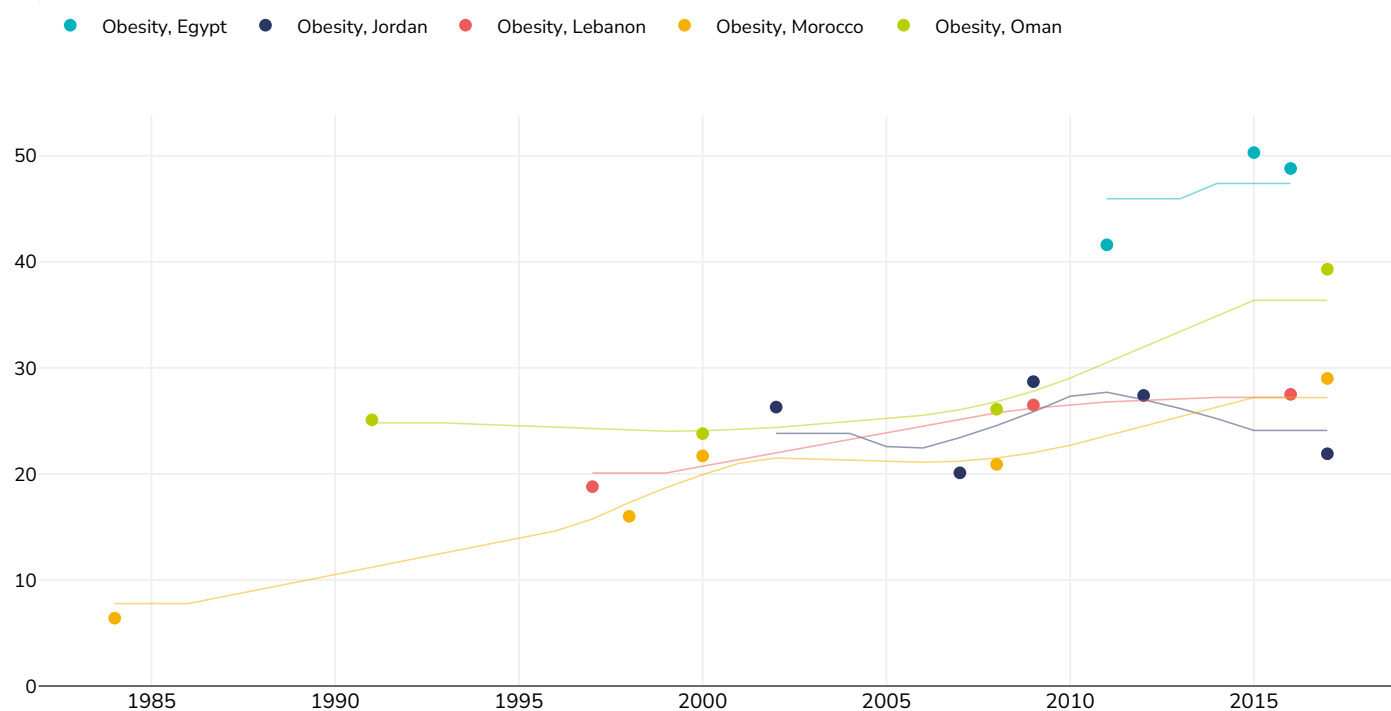
*Unless otherwise noted, overweight refers to a BMI between 25kg and 29.9kg/m<sup>2</sup>, obesity refers to a BMI greater than 30kg/m<sup>2</sup>.*

*Different methodologies may have been used to collect this data and so data from different surveys may not be strictly comparable. Please check with original data sources for methodologies used.*



**% Adults living with obesity in selected countries in the EMRO Region 1984-2017, selected countries**

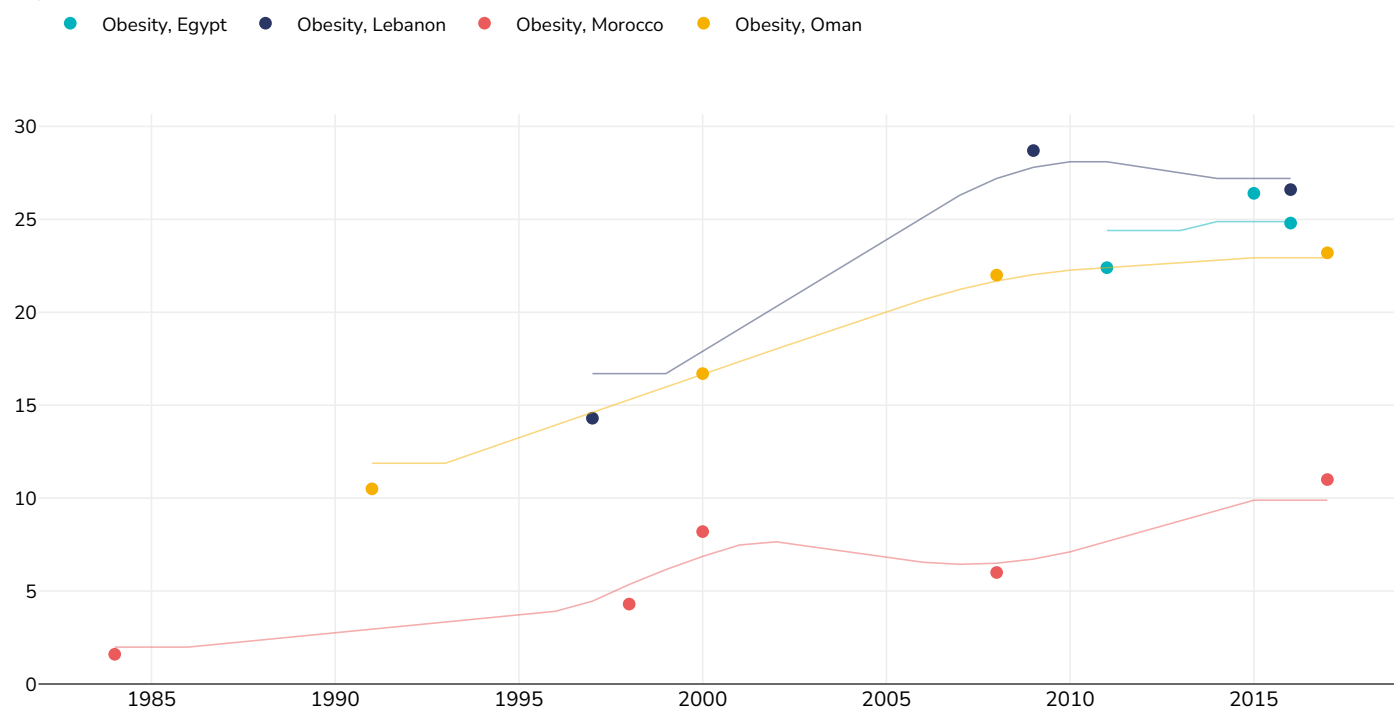
## Women



- References:
- 1984, 1998: Benjelloun S. Nutrition transition in Morocco. *Public Health Nutrition*. 2002;5(1A):135-140
  - 1991: Al-Lawati JA, Jousilahti PJ. Prevalence and 10year secular trend of obesity in Oman. *Saudi Med J* 2004;25:346-351
  - 1997: Sibai AM, Hwalla N, Adra N, Rahal B. Prevalence and Covariates of Obesity in Lebanon: Findings from the First Epidemiological Study. *Obesity Research* 2003;11:1353-1361
  - 2000: Personal Communication from Morocco Minister of Health. National Survey carried out in 2000. Details in press for *Journal of Hypertension* (April 03)
  - 2002: WHO Infobase, Macro international data
  - 2007: Department of Statistics [Jordan] and Macro International. 2008. *Jordan Population and Family Health Survey 2007: Key Findings*. Calverton, Maryland, USA: Department of Statistics and Macro International.
  - 2008: Rhazi K EL, Nejari C, Zidouh A et al. Prevalence of obesity and associated sociodemographic and lifestyle factors in Morocco. *Public Health Nutrition* 2010;14(1):160-167
  - 2009: WHO STEPS Report 2009 Lebanon
  - 2011: WHO EMRO Egypt STEPS Survey 2011-12
  - 2012: Department of Statistics/Jordan and ICF International. 2013. *Jordan Population and Family Health Survey 2012*. Calverton, Maryland, USA: Department of Statistics/Jordan and ICF International.
  - 2015: Ministry of Health and Population/Egypt, El-Zanaty and Associates/Egypt, and ICF International. 2015. *Egypt Health Issues Survey 2015*. Cairo, Egypt: Ministry of Health and Population/Egypt and ICF International. Available at <http://dhsprogram.com/publications/publication-FR313-DHS-Final-Reports.cfm#sthash.StgV9s6X.dpuf>
  - 2016: WHO STEPWISE APPROACH FOR NON-COMMUNICABLE DISEASESRISK FACTOR SURVEILLANCE, Lebanon, 2016-2017 [https://www.who.int/ncds/surveillance/steps/Lebanon\\_STEPS\\_report\\_2016-2017.pdf?ua=1](https://www.who.int/ncds/surveillance/steps/Lebanon_STEPS_report_2016-2017.pdf?ua=1) (last accessed 16.10.19)
  - 2017: Executive Summary. Oman National Non-Communicable Disease & their Risk Factors Survey 2017 [https://mohcsr.gov.om/wp-content/uploads/2019/01/Executive-Summary\\_NCDsurvey2017\\_En.pdf](https://mohcsr.gov.om/wp-content/uploads/2019/01/Executive-Summary_NCDsurvey2017_En.pdf) (last accessed 17.10.19)

*Different methodologies may have been used to collect this data and so data from different surveys may not be strictly comparable. Please check with original data sources for methodologies used.*

## Men

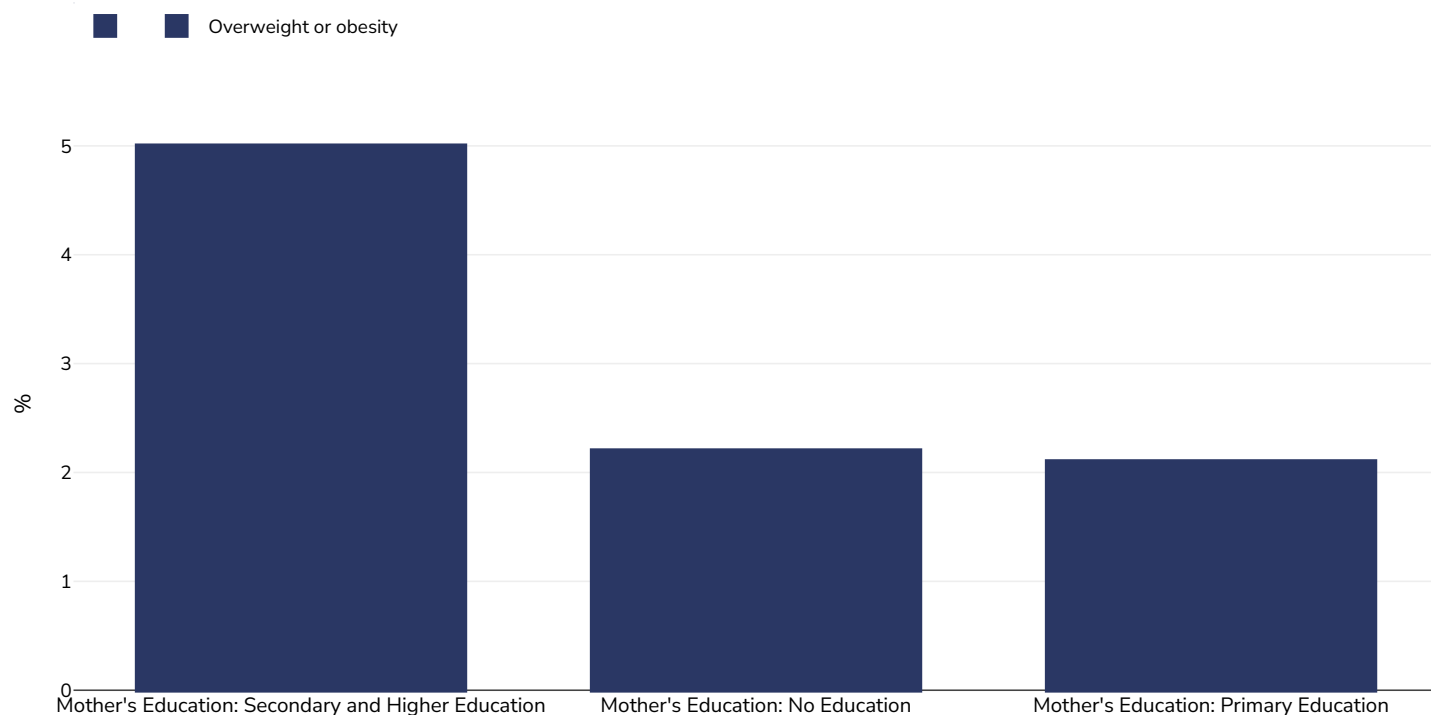


- References:
- 1984, 1998: Benjelloun S. Nutrition transition in Morocco. *Public Health Nutrition*. 2002;5(1A):135-140
  - 1991: AL-Lawati JA, Jousilahti PJ. Prevalence and 10year secular trend of obesity in Oman. *Saudi Med J* 2004;25:346-351
  - 1997: Sibai AM, Hwalla N, Adra N, Rahal B. Prevalence and Covariates of Obesity in Lebanon: Findings from the First Epidemiological Study. *Obesity Research* 2003;11:1353-1361
  - 2000: Personal Communication from Morocco Minister of Health. National Survey carried out in 2000. Details in press for *Journal of Hypertension* (April 03)
  - 2002: WHO Infobase, Macro international data
  - 2007: Department of Statistics [Jordan] and Macro International. 2008. *Jordan Population and Family Health Survey 2007: Key Findings*. Calverton, Maryland, USA: Department of Statistics and Macro International.
  - 2008: Rhazi K EL, Nejari C, Zidouh A et al. Prevalence of obesity and associated sociodemographic and lifestyle factors in Morocco. *Public Health Nutrition* 2010;14(1):160-167
  - 2009: WHO STEPS Report 2009 Lebanon
  - 2011: WHO EMRO Egypt STEPS Survey 2011-12
  - 2012: Department of Statistics/Jordan and ICF International. 2013. *Jordan Population and Family Health Survey 2012*. Calverton, Maryland, USA: Department of Statistics/Jordan and ICF International.
  - 2015: Ministry of Health and Population/Egypt, El-Zanaty and Associates/Egypt, and ICF International. 2015. *Egypt Health Issues Survey 2015*. Cairo, Egypt: Ministry of Health and Population/Egypt and ICF International. Available at <http://dhsprogram.com/publications/publication-FR313-DHS-Final-Reports.cfm#sthash.StgV9s6X.dpuf>
  - 2016: WHO STEPWISE APPROACH FOR NON-COMMUNICABLE DISEASESRISK FACTOR SURVEILLANCE, Lebanon, 2016-2017 [https://www.who.int/ncds/surveillance/steps/Lebanon\\_STEPS\\_report\\_2016-2017.pdf?ua=1](https://www.who.int/ncds/surveillance/steps/Lebanon_STEPS_report_2016-2017.pdf?ua=1) (last accessed 16.10.19)
  - 2017: Executive Summary. Oman National Non-Communicable Disease & their Risk Factors Survey 2017 [https://mohcsr.gov.om/wp-content/uploads/2019/01/Executive-Summary\\_NCDsurvey2017\\_En.pdf](https://mohcsr.gov.om/wp-content/uploads/2019/01/Executive-Summary_NCDsurvey2017_En.pdf) (last accessed 17.10.19)

*Different methodologies may have been used to collect this data and so data from different surveys may not be strictly comparable. Please check with original data sources for methodologies used.*

## Overweight/obesity by education

### Infants, 2016-2017



References:

NNS: Oman National Nutrition Survey 2017. Muscat, Oman, 2018

Notes:

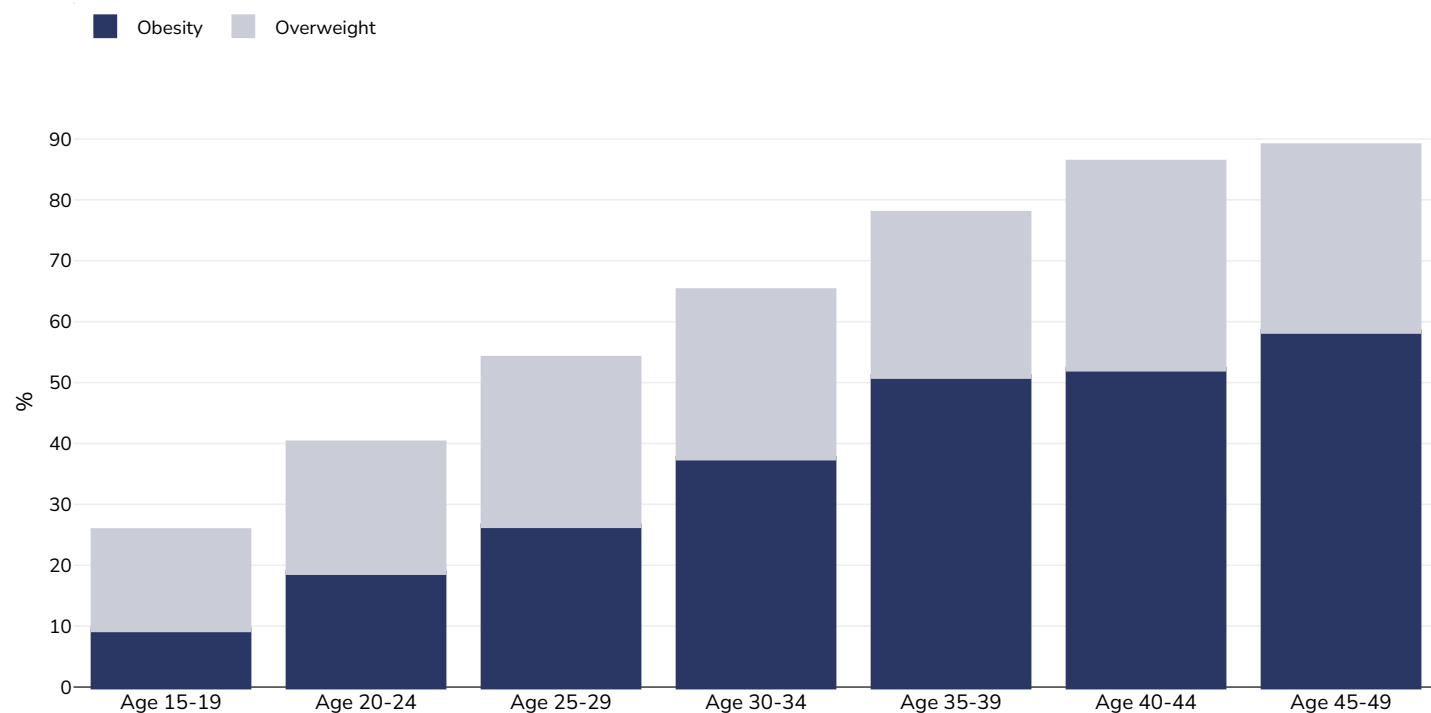
UNICEF/WHO/World Bank Joint Child Malnutrition Estimates Expanded Database: Overweight (Survey Estimates), May 2023, New York. For more information about the methodology, please consult <https://data.unicef.org/resources/jme-2023-country-consultations/> Percentage of children under 5 years of age falling above 2 standard deviations (moderate and severe) from the median weight-for-height of the reference population.

Definitions:

=>+2SD

## Overweight/obesity by age

### Women, 2016-2017



Survey type: Measured

Sample size: 4159

Area covered: National

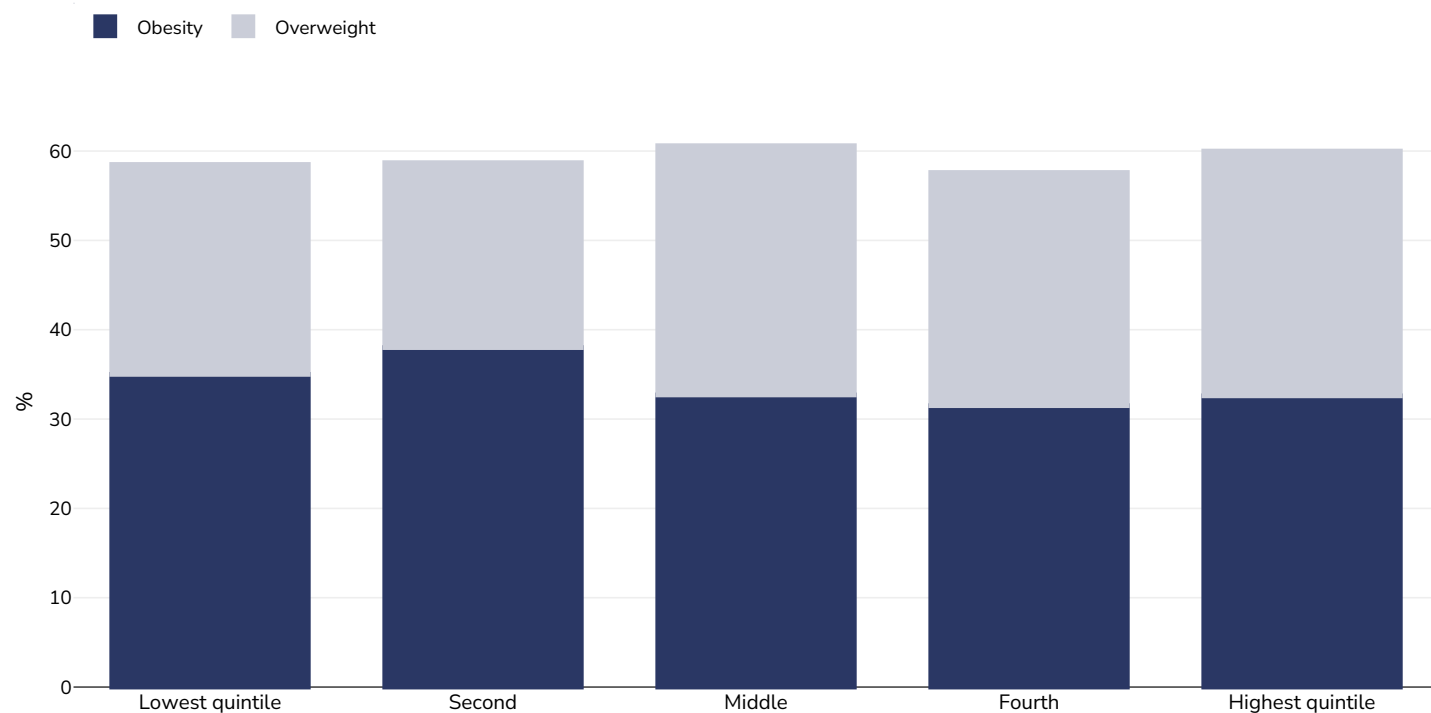
References: Oman National Nutrition Survey 2016-2017 [http://groundworkhealth.org/wp-content/uploads/2020/04/ONNS\\_Report\\_2017.pdf](http://groundworkhealth.org/wp-content/uploads/2020/04/ONNS_Report_2017.pdf) (Accessed 04.09.20)

Notes: Omani citizens only.

*Unless otherwise noted, overweight refers to a BMI between 25kg and 29.9kg/m<sup>2</sup>, obesity refers to a BMI greater than 30kg/m<sup>2</sup>.*

## Overweight/obesity by socio-economic group

### Women, 2016-2017



Survey type: Measured

Age: 15-49

Sample size: 4159

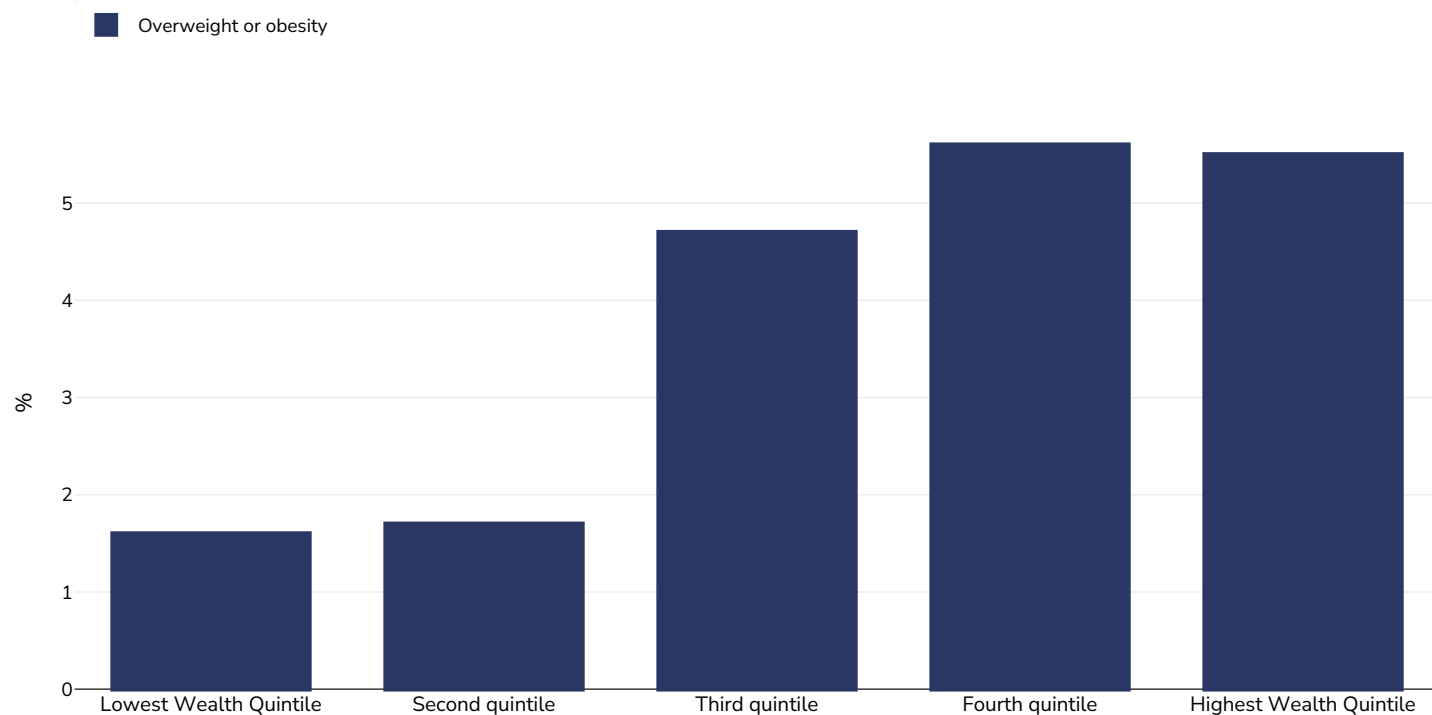
Area covered: National

References: Oman National Nutrition Survey 2016-2017 [http://groundworkhealth.org/wp-content/uploads/2020/04/ONNS\\_Report\\_2017.pdf](http://groundworkhealth.org/wp-content/uploads/2020/04/ONNS_Report_2017.pdf) (Accessed 04.09.20)

Notes: Omani citizens only.

*Unless otherwise noted, overweight refers to a BMI between 25kg and 29.9kg/m<sup>2</sup>, obesity refers to a BMI greater than 30kg/m<sup>2</sup>.*

## Infants, 2016-2017



References:

NNS: Oman National Nutrition Survey 2017. Muscat, Oman, 2018

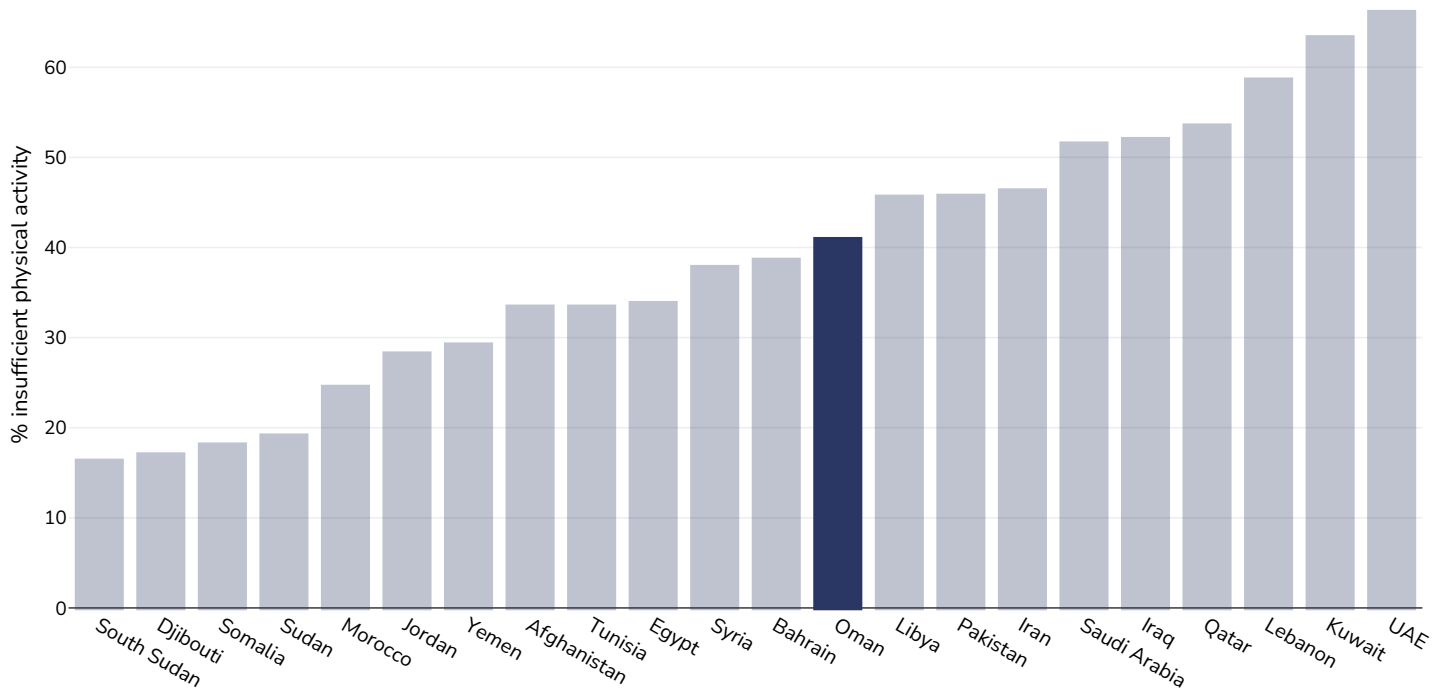
Notes: UNICEF/WHO/World Bank Joint Child Malnutrition Estimates Expanded Database: Overweight (Survey Estimates), May 2023, New York. For more information about the methodology, please consult <https://data.unicef.org/resources/jme-2023-country-consultations/> Percentage of children under 5 years of age falling above 2 standard deviations (moderate and severe) from the median weight-for-height of the reference population.

Definitions:

=>+2SD

## Insufficient physical activity

Adults, 2022



Survey type: Self-reported

Age: 18+

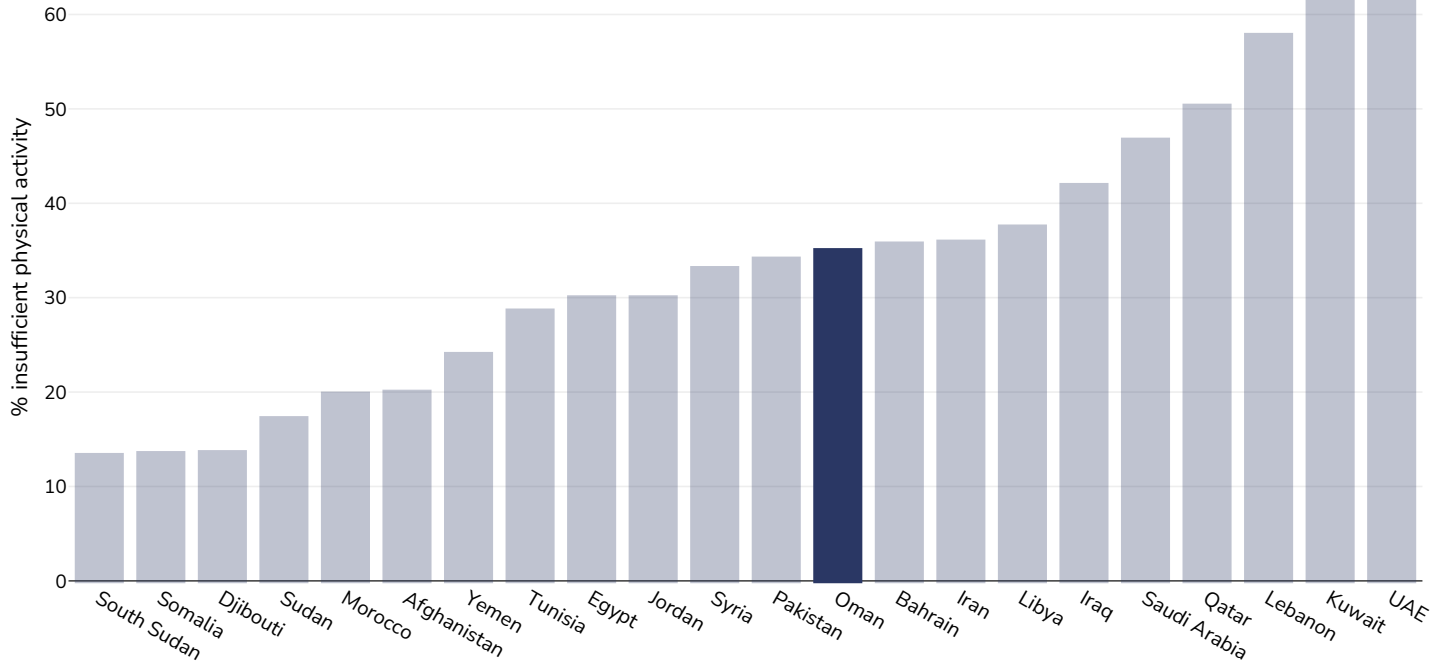
Area covered: National

References: WHO (2024). Prevalence of insufficient physical activity among adults aged 18-years age-standardized estimate in 2022. Available at [https://www.who.int/data/gho/data/indicators/indicator-details/GHO/prevalence-of-insufficient-physical-activity-among-adults-aged-18-years-\(age-standardized-estimate\)-\(-\)](https://www.who.int/data/gho/data/indicators/indicator-details/GHO/prevalence-of-insufficient-physical-activity-among-adults-aged-18-years-(age-standardized-estimate)-(-))

Definitions: Percent of population attaining less than 150 minutes of moderate-intensity physical activity per week, or less than 75 minutes of vigorous-intensity physical activity per week, or equivalent.



**Men, 2022**



Survey type: Self-reported

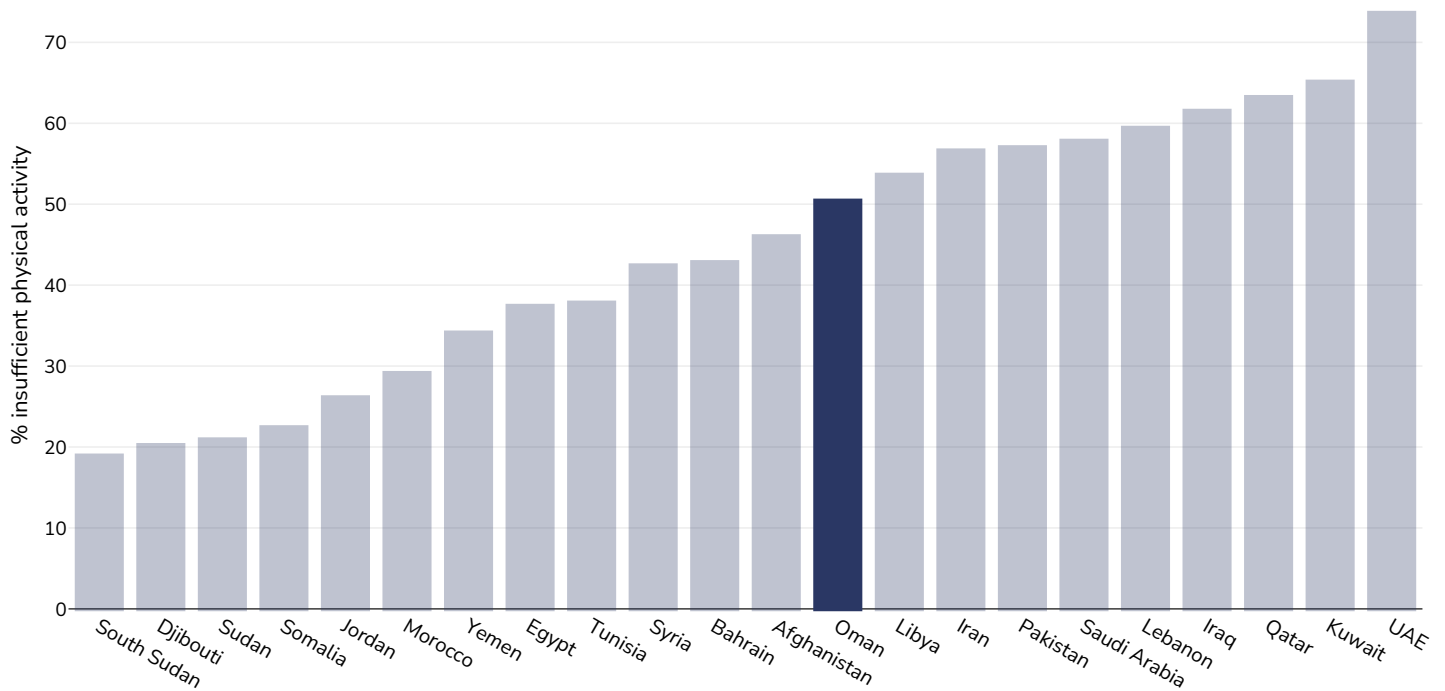
Age: 18+

Area covered: National

References: WHO (2024). Prevalence of insufficient physical activity among adults aged 18-years age-standardized estimate in 2022. Available at [https://www.who.int/data/gho/data/indicators/indicator-details/GHO/prevalence-of-insufficient-physical-activity-among-adults-aged-18-years-\(age-standardized-estimate\)-\(-\)](https://www.who.int/data/gho/data/indicators/indicator-details/GHO/prevalence-of-insufficient-physical-activity-among-adults-aged-18-years-(age-standardized-estimate)-(-))

Definitions: Percent of population attaining less than 150 minutes of moderate-intensity physical activity per week, or less than 75 minutes of vigorous-intensity physical activity per week, or equivalent.

## Women, 2022



Survey type: Self-reported

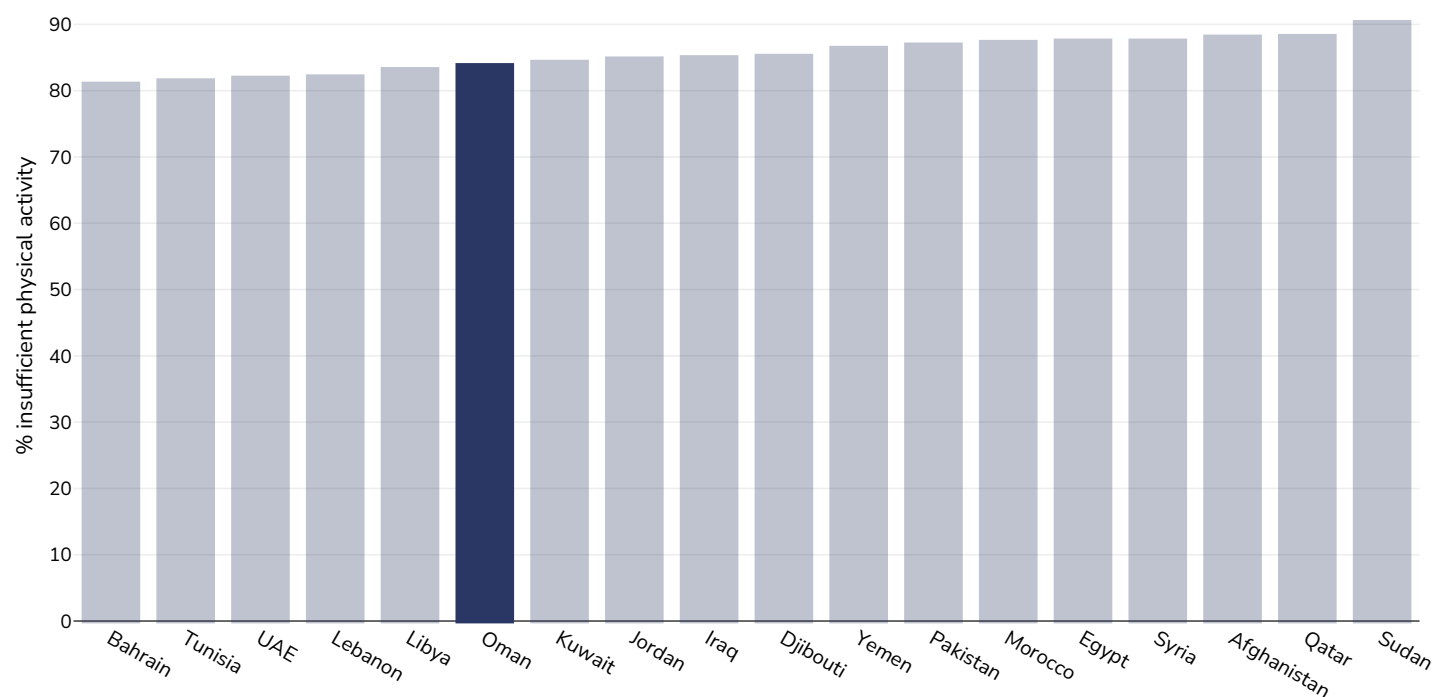
Age: 18+

Area covered: National

References: WHO (2024). Prevalence of insufficient physical activity among adults aged 18-years age-standardized estimate in 2022. Available at [https://www.who.int/data/gho/data/indicators/indicator-details/GHO/prevalence-of-insufficient-physical-activity-among-adults-aged-18-years-\(age-standardized-estimate\)-\(-\)](https://www.who.int/data/gho/data/indicators/indicator-details/GHO/prevalence-of-insufficient-physical-activity-among-adults-aged-18-years-(age-standardized-estimate)-(-))

Definitions: Percent of population attaining less than 150 minutes of moderate-intensity physical activity per week, or less than 75 minutes of vigorous-intensity physical activity per week, or equivalent.

## Children, 2016



Survey type: Self-reported

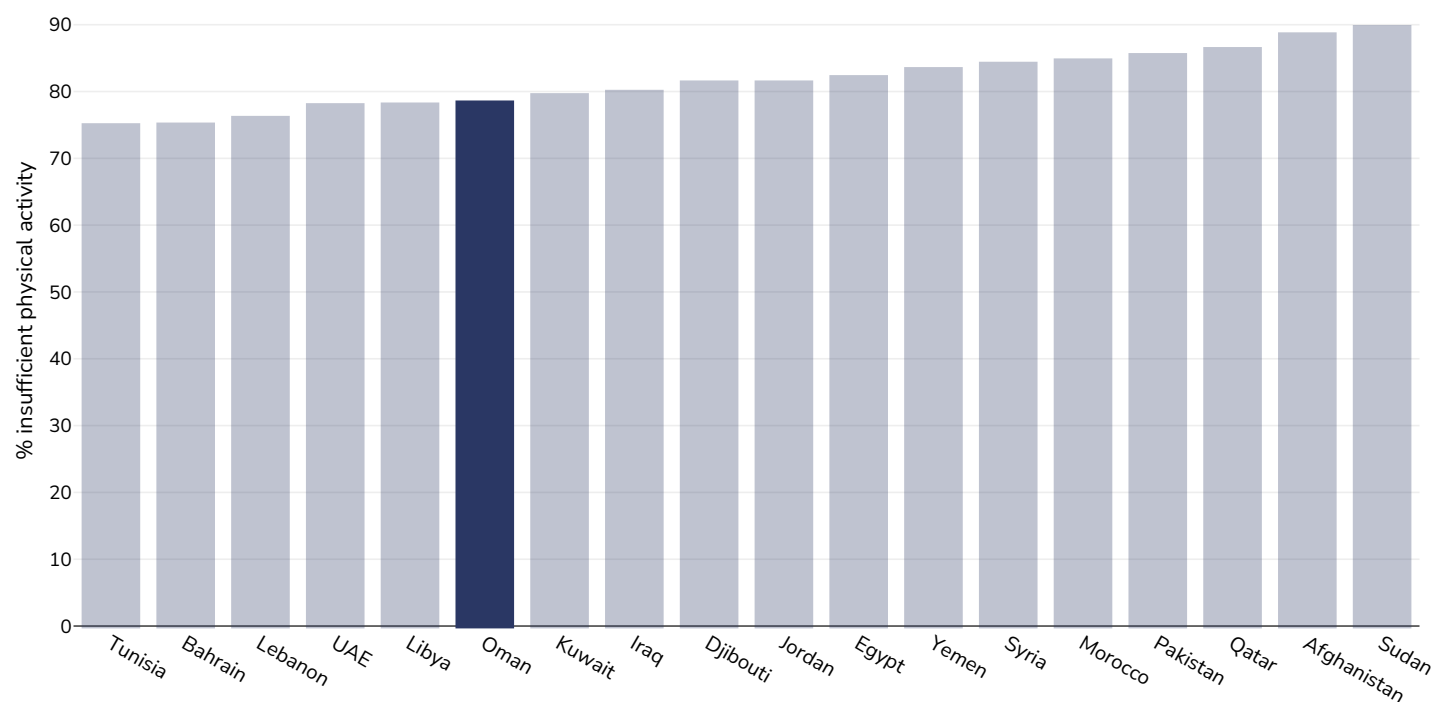
Age: 11-17

References: Global Health Observatory data repository, World Health Organisation, <https://apps.who.int/gho/data/node.main.A893ADO?lang=en> (last accessed 16.03.21)

Notes: % of school going adolescents not meeting WHO recommendations on Physical Activity for Health, i.e. doing less than 60 minutes of moderate- to vigorous-intensity physical activity daily.

Definitions: % Adolescents insufficiently active (age standardised estimate)

## Boys, 2016



Survey type: Self-reported

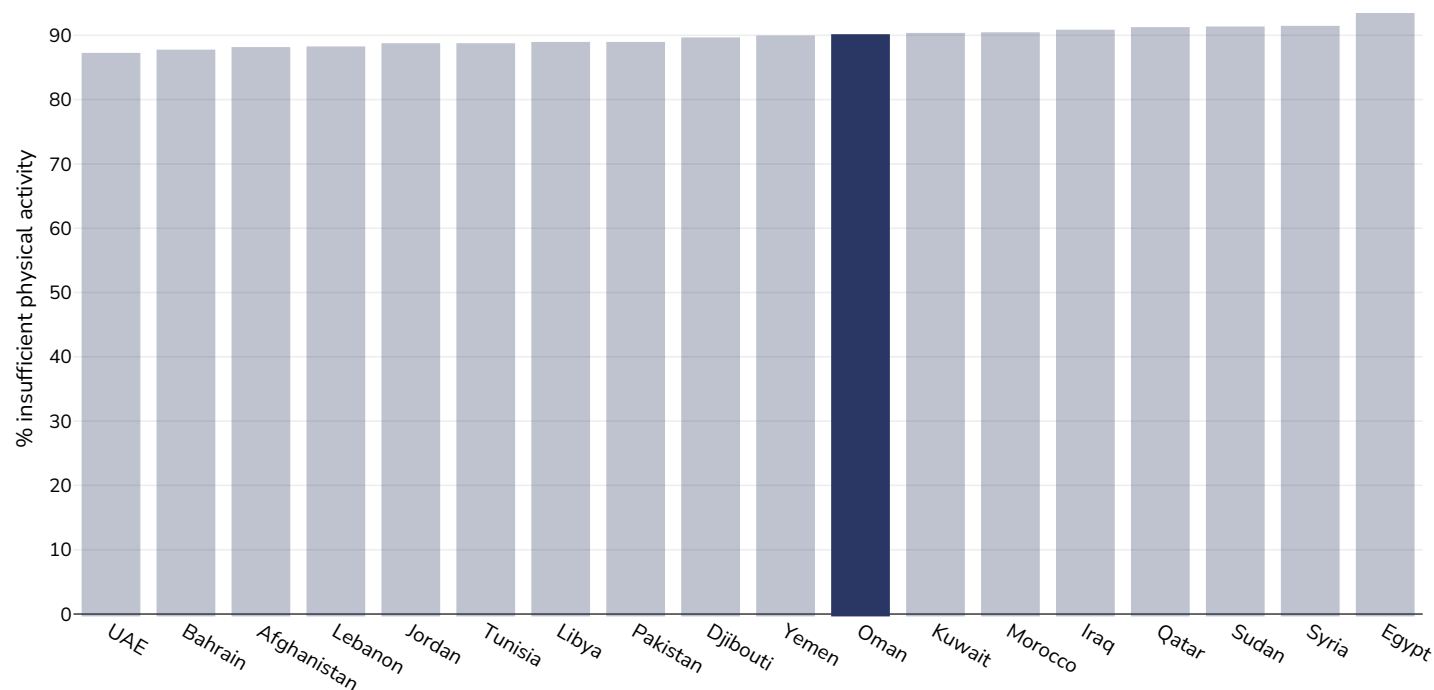
Age: 11-17

References: Global Health Observatory data repository, World Health Organisation, <https://apps.who.int/gho/data/node.main.A893ADO?lang=en> (last accessed 16.03.21)

Notes: % of school going adolescents not meeting WHO recommendations on Physical Activity for Health, i.e. doing less than 60 minutes of moderate- to vigorous-intensity physical activity daily.

Definitions: % Adolescents insufficiently active (age standardised estimate)

## Girls, 2016



Survey type: Self-reported

Age: 11-17

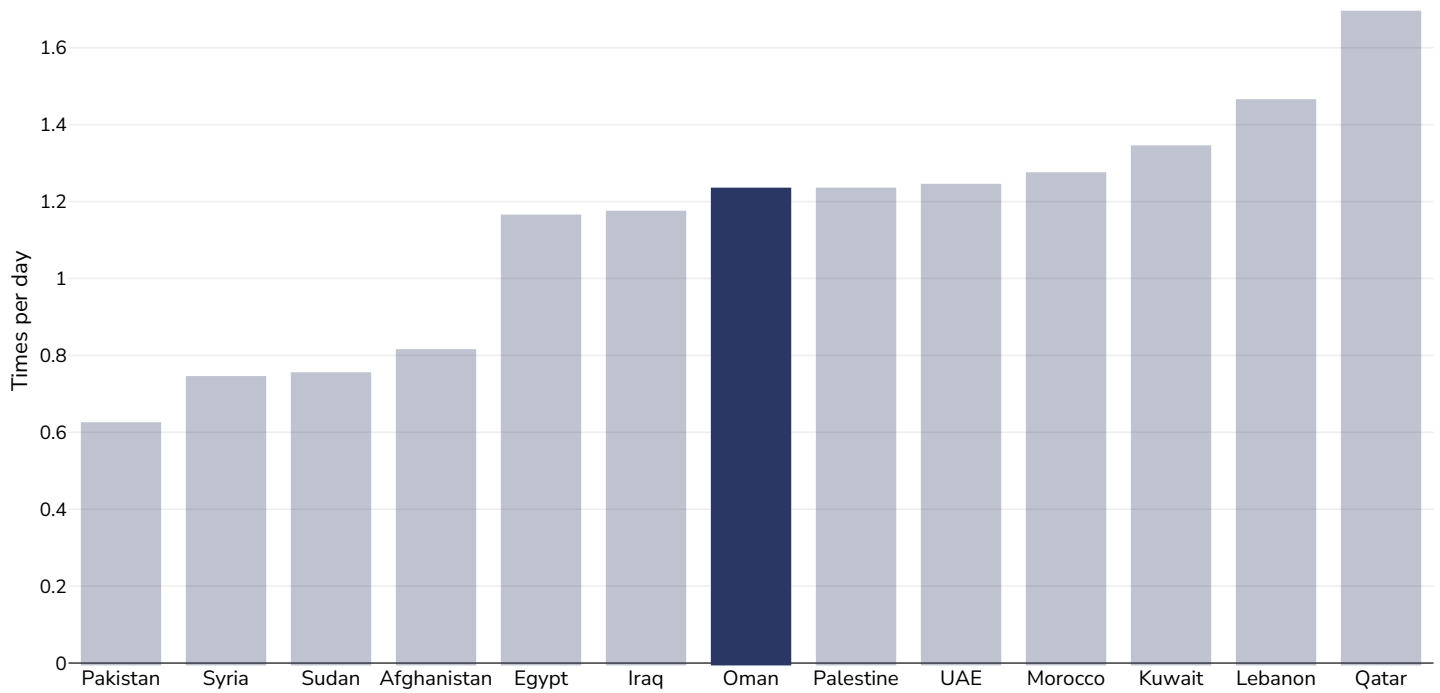
References: Global Health Observatory data repository, World Health Organisation, <https://apps.who.int/gho/data/node.main.A893ADO?lang=en> (last accessed 16.03.21)

Notes: % of school going adolescents not meeting WHO recommendations on Physical Activity for Health, i.e. doing less than 60 minutes of moderate- to vigorous-intensity physical activity daily.

Definitions: % Adolescents insufficiently active (age standardised estimate)

## Average daily frequency of carbonated soft drink consumption

### Children, 2009-2015



Survey  
type:

Measured

Age:

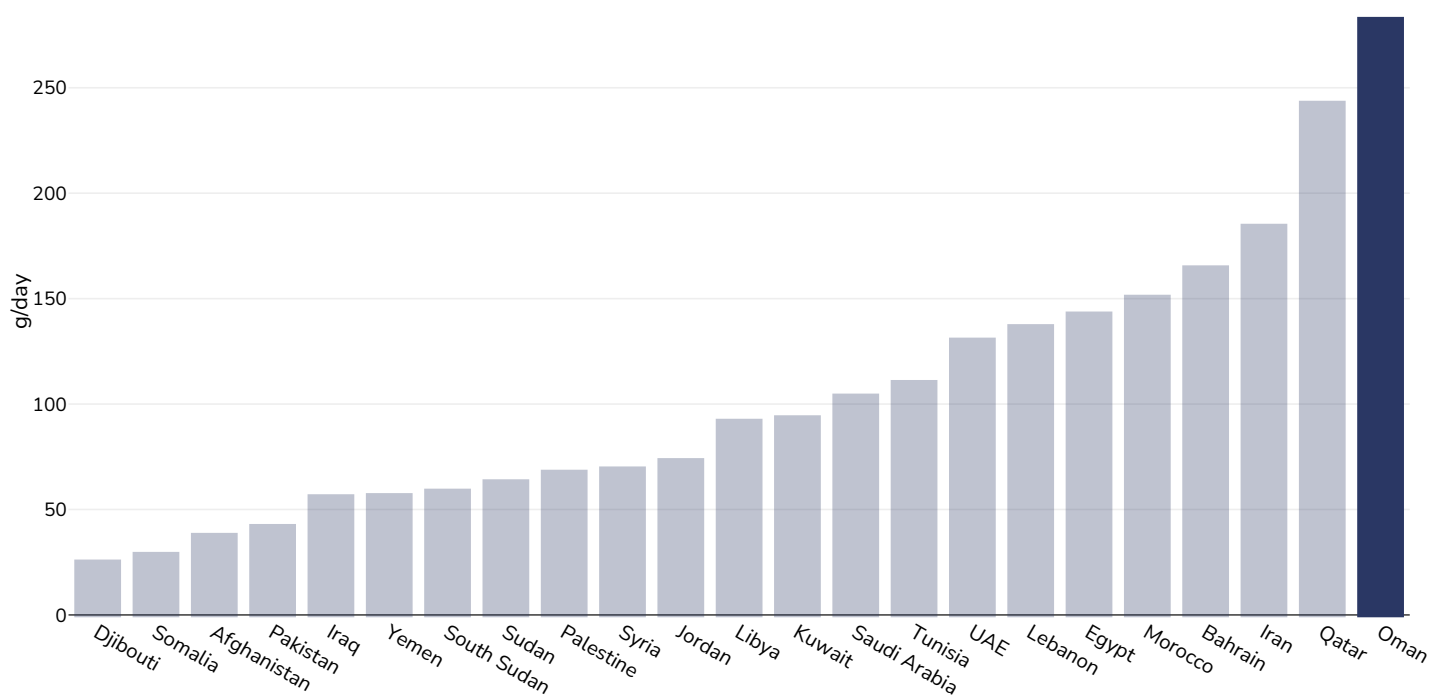
12-17

References:

Beal et al. (2019). Global Patterns of Adolescent Fruit, Vegetable, Carbonated Soft Drink, and Fast-food consumption: A meta-analysis of global school-based student health surveys. Food and Nutrition Bulletin. <https://doi.org/10.1177/0379572119848287> sourced from Food Systems Dashboard <http://www.foodsystemsdashboard.org/food-system>

## Estimated per capita fruit intake

Adults, 2017



Survey type: Measured

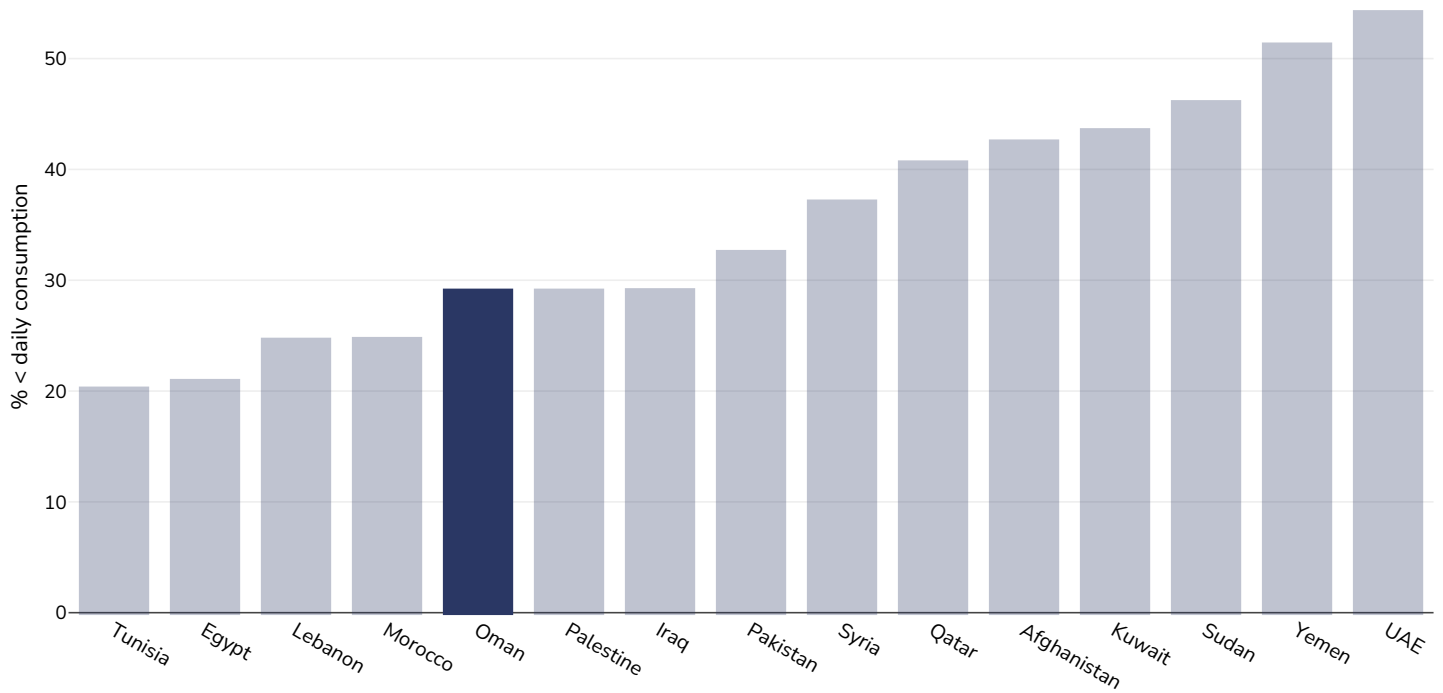
Age: 25+

References: Global Burden of Disease, the Institute for Health Metrics and Evaluation <http://ghdx.healthdata.org/>

Definitions: Estimated per-capita fruit intake (g/day)

## Prevalence of less than daily fruit consumption

Children, 2008-2015



Survey type: Measured

Age: 12-17

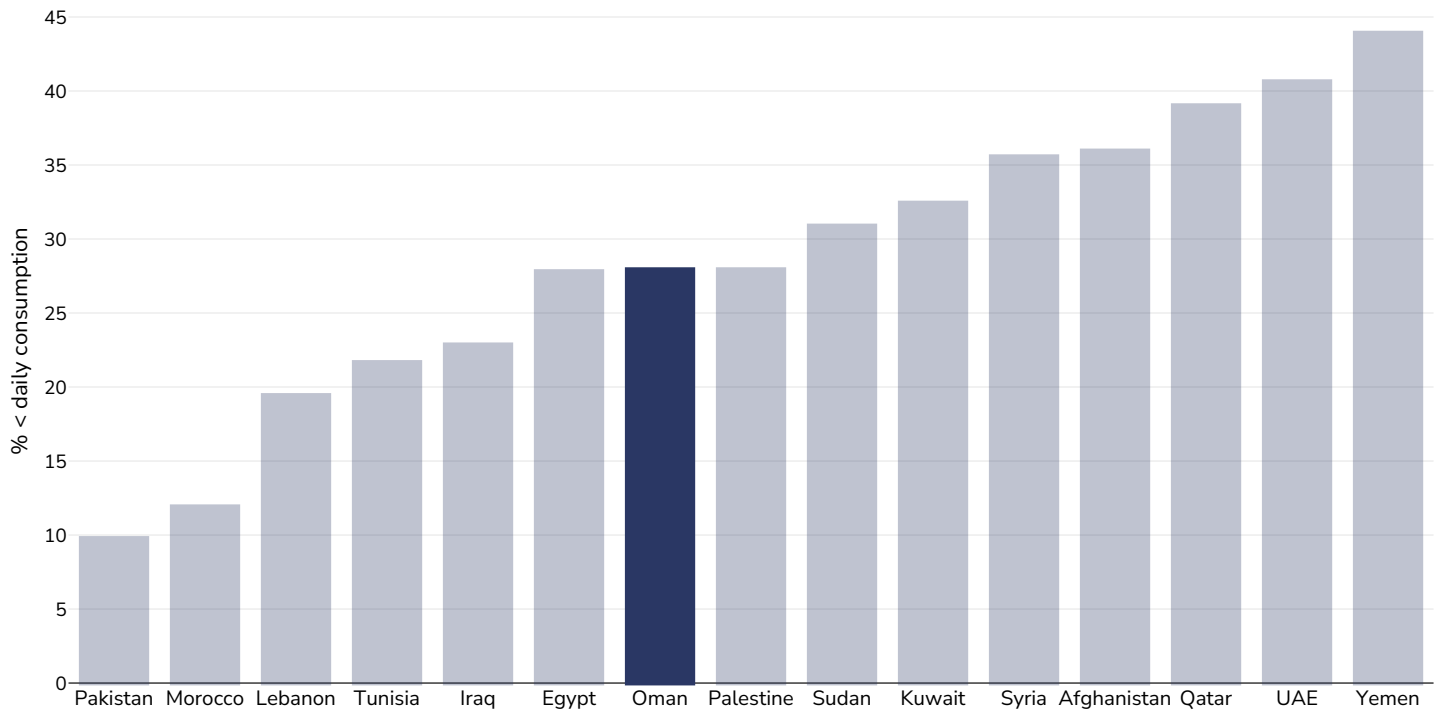
References: Global School-based Student Health Surveys. Beal et al (2019). Global Patterns of Adolescent Fruit, Vegetable, Carbonated Soft Drink, and Fast-food consumption: A meta-analysis of global school-based student health surveys. Food and Nutrition Bulletin. <https://doi.org/10.1177/0379572119848287>. Sourced from Food Systems Dashboard <http://www.foodsystemsdashboard.org/food-system>

Definitions: Prevalence of less-than-daily fruit consumption (% less-than-daily fruit consumption)



## Prevalence of less than daily vegetable consumption

### Children, 2008-2015



Survey type: Measured

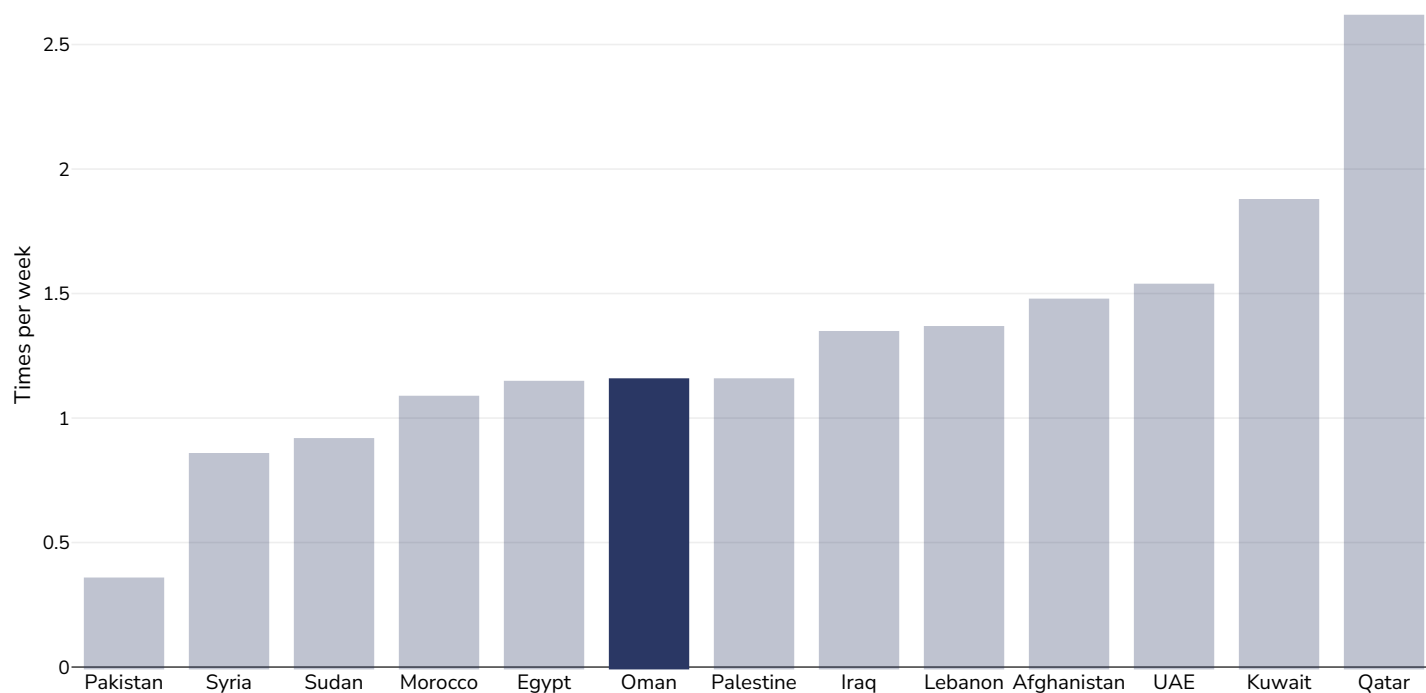
Age: 12-17

References: Beal et al. (2019). Global Patterns of Adolescent Fruit, Vegetable, Carbonated Soft Drink, and Fast-food consumption: A meta-analysis of global school-based student health surveys. Food and Nutrition Bulletin. <https://doi.org/10.1177/0379572119848287> sourced from Food Systems Dashboard <http://www.foodsystemsdashboard.org/food-system>

Definitions: Prevalence of less-than-daily vegetable consumption (% less-than-daily vegetable consumption)

## Average weekly frequency of fast food consumption

### Children, 2009-2015

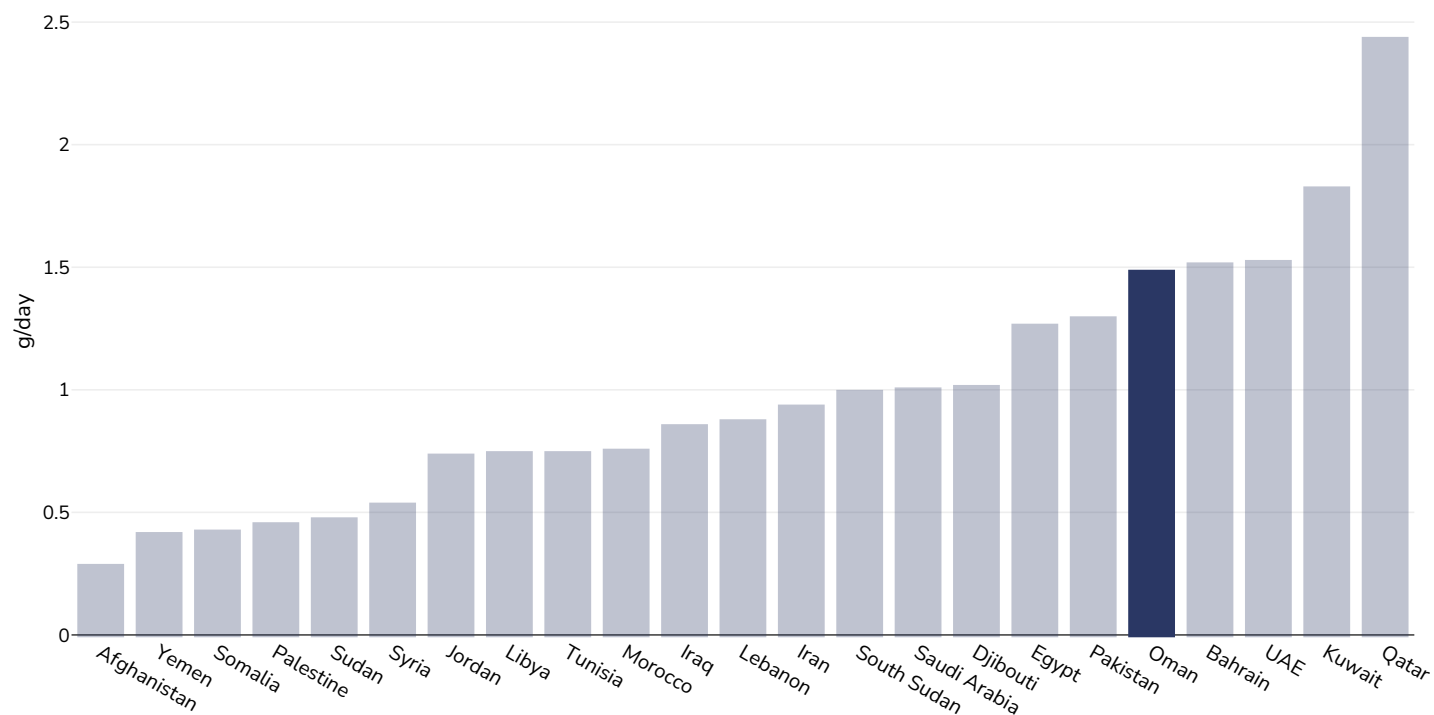


Age: 12-17

References: Beal et al. (2019). Global Patterns of Adolescent Fruit, Vegetable, Carbonated Soft Drink, and Fast-food consumption: A meta-analysis of global school-based student health surveys. Food and Nutrition Bulletin. <https://doi.org/10.1177/0379572119848287> sourced from Food Systems Dashboard <http://www.foodsystemsdashboard.org/food-system>

## Estimated per-capita processed meat intake

Adults, 2017



Survey type: Measured

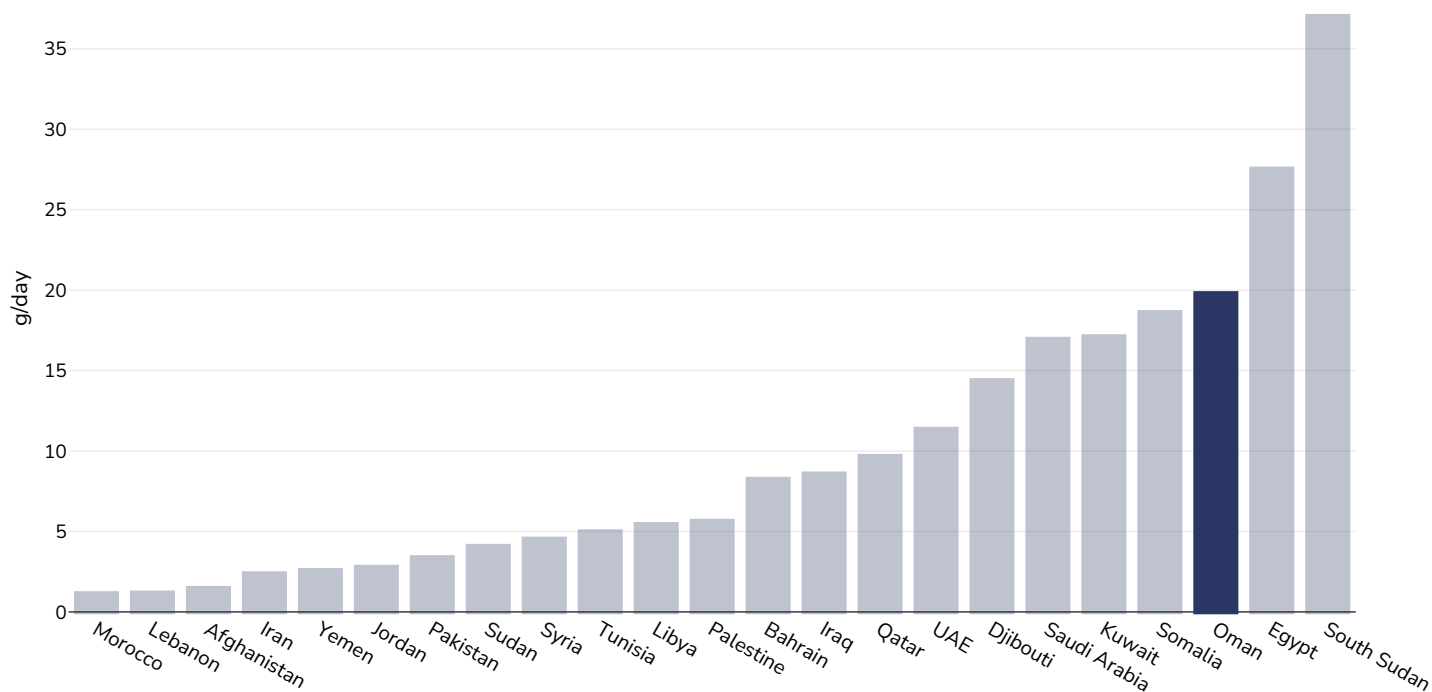
Age: 25+

References: Global Burden of Disease, the Institute for Health Metrics and Evaluation <http://ghdx.healthdata.org/>

Definitions: Estimated per-capita processed meat intake (g per day)

## Estimated per capita whole grains intake

Adults, 2017



Survey type: Measured

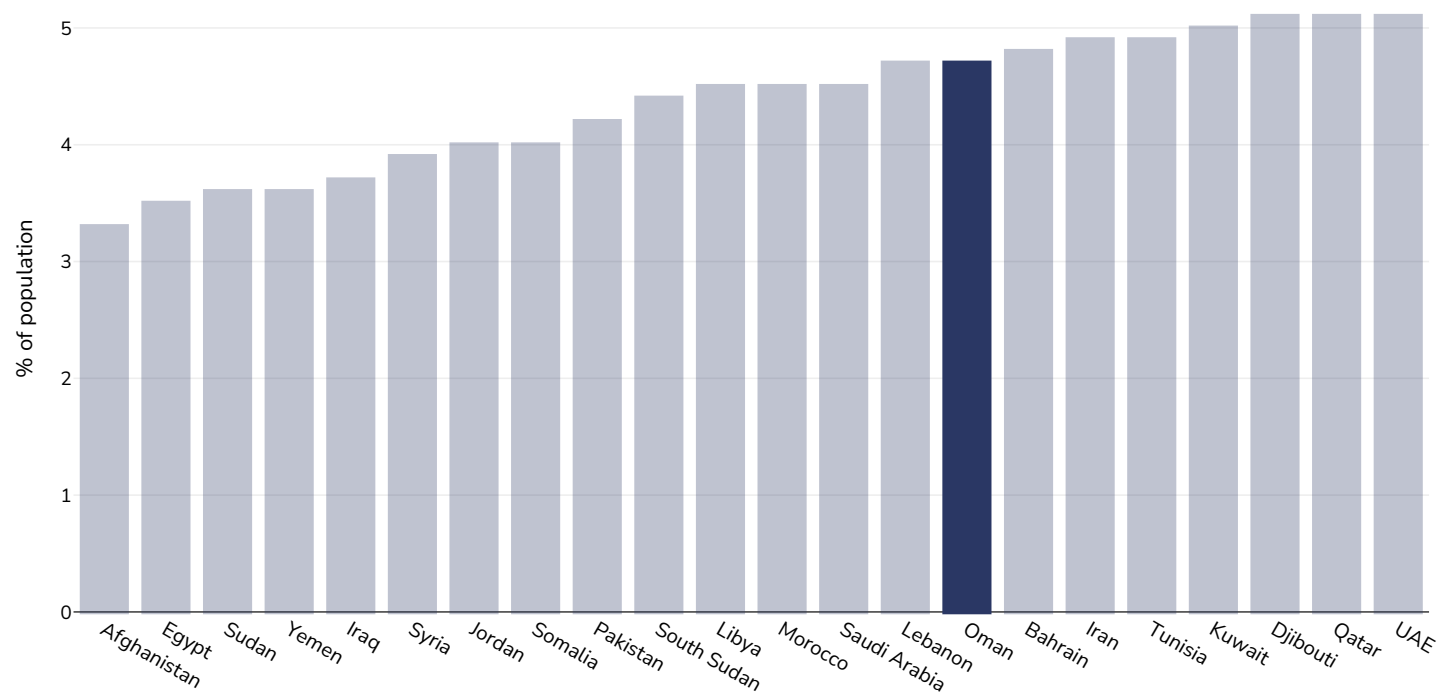
Age: 25+

References: Global Burden of Disease, the Institute for Health Metrics and Evaluation <http://ghdx.healthdata.org/>

Definitions: Estimated per-capita whole grains intake (g/day)

## Mental health - depression disorders

Adults, 2015

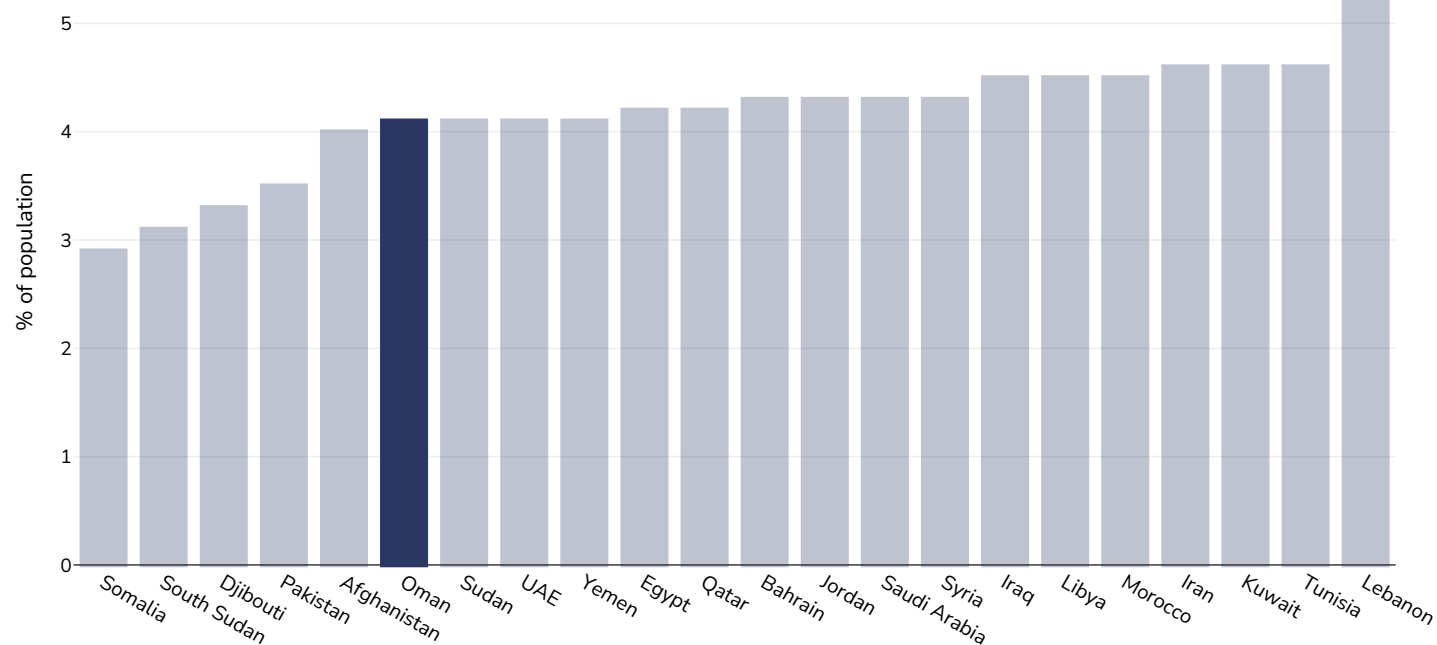


References: Prevalence data from Global Burden of Disease study 2015 (<http://ghdx.healthdata.org>) published in: Depression and Other Common Mental Disorders: Global Health Estimates. Geneva:World Health Organization; 2017. Licence: CC BY-NC-SA 3.0 IGO.

Definitions: % of population with depression disorders

## Mental health - anxiety disorders

Adults, 2015

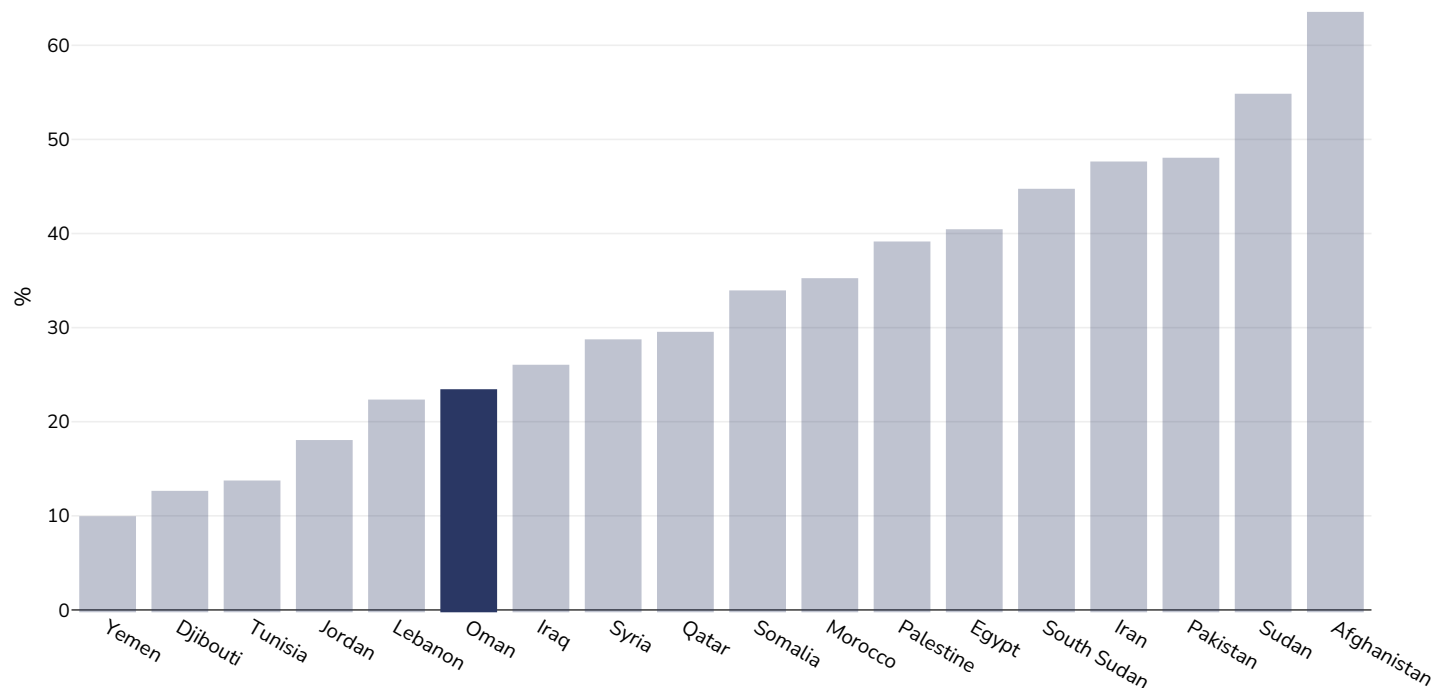


References: Prevalence data from Global Burden of Disease study 2015 (<http://ghdx.healthdata.org>) published in: Depression and Other Common Mental Disorders: Global Health Estimates. Geneva:World Health Organization; 2017. Licence: CC BY-NC-SA 3.0 IGO.

Definitions: % of population with anxiety disorders

## % Infants exclusively breastfed 0-5 months

Infants, 2010-2023



References:


Oman National Nutrition Survey 2017. Muscat, Oman, 2018

Notes:

Full details are available. Original citation United Nations Children's Fund, Division of Data, Analysis, Planning and Monitoring (2023). Global UNICEF Global Databases: Infant and Young Child Feeding: Exclusive breastfeeding, New York, October 2023.

## Oesophageal cancer

Men, 2022



Age: 20+


Area covered: National

References: Ferlay J, Ervik M, Lam F, Laversanne M, Colombet M, Mery L, Piñeros M, Znaor A, Soerjomataram I, Bray F (2024). Global Cancer Observatory: Cancer Today. Lyon, France: International Agency for Research on Cancer. Available from: <https://gco.iarc.who.int/today>, accessed [16.07.24]

Definitions: Incidence per 100,000



**Women, 2022**



Age: 20+

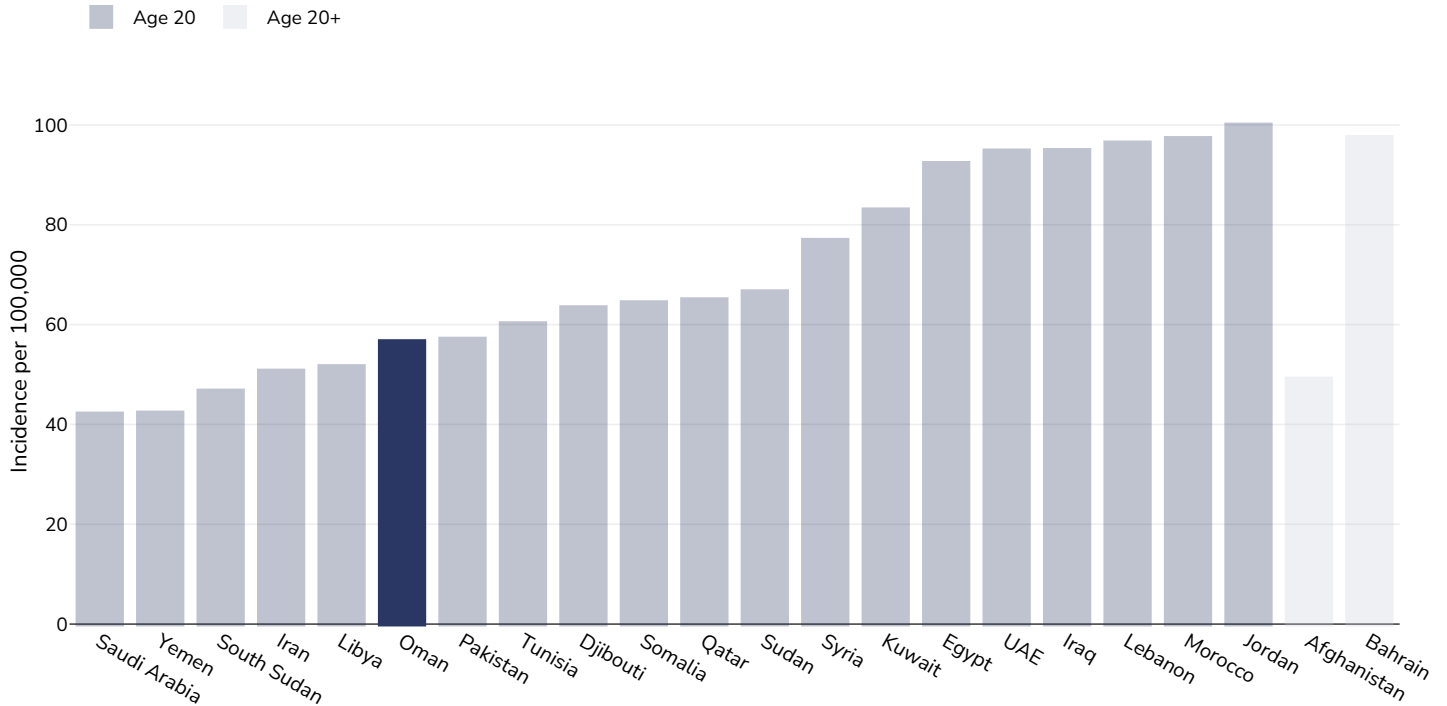
Area covered: National

References: Ferlay J, Ervik M, Lam F, Laversanne M, Colombet M, Mery L, Piñeros M, Znaor A, Soerjomataram I, Bray F (2024). Global Cancer Observatory: Cancer Today. Lyon, France: International Agency for Research on Cancer. Available from: <https://gco.iarc.who.int/today>, accessed [16.07.24]

Definitions: Incidence per 100,000

## Breast cancer

### Women, 2022




Area covered: National

References: Ferlay J, Ervik M, Lam F, Laversanne M, Colombet M, Mery L, Piñeros M, Znaor A, Soerjomataram I, Bray F (2024). Global Cancer Observatory: Cancer Today. Lyon, France: International Agency for Research on Cancer. Available from: <https://gco.iarc.who.int/today>, accessed [16.07.24]

Definitions: Incidence per 100,000

## Colorectal cancer

Men, 2022




Age: 20+

Area covered: National

References: Ferlay J, Ervik M, Lam F, Laversanne M, Colombet M, Mery L, Piñeros M, Znaor A, Soerjomataram I, Bray F (2024). Global Cancer Observatory: Cancer Today. Lyon, France: International Agency for Research on Cancer. Available from: <https://gco.iarc.who.int/today>, accessed [16.07.24]

Definitions: Incidence per 100,000

**Women, 2022**



Age: 20+


Area covered: National

References: Ferlay J, Ervik M, Lam F, Laversanne M, Colombet M, Mery L, Piñeros M, Znaor A, Soerjomataram I, Bray F (2024). Global Cancer Observatory: Cancer Today. Lyon, France: International Agency for Research on Cancer. Available from: <https://gco.iarc.who.int/today>, accessed [16.07.24]

Definitions: Incidence per 100,000

## Pancreatic cancer

### Men, 2022




Age: 20+

Area covered: National

References: Ferlay J, Ervik M, Lam F, Laversanne M, Colombet M, Mery L, Piñeros M, Znaor A, Soerjomataram I, Bray F (2024). Global Cancer Observatory: Cancer Today. Lyon, France: International Agency for Research on Cancer. Available from: <https://gco.iarc.who.int/today>, accessed [16.07.24]

Definitions: Incidence per 100,000

## Women, 2022



Age: 20+


Area covered: National

References: Ferlay J, Ervik M, Lam F, Laversanne M, Colombet M, Mery L, Piñeros M, Znaor A, Soerjomataram I, Bray F (2024). Global Cancer Observatory: Cancer Today. Lyon, France: International Agency for Research on Cancer. Available from: <https://gco.iarc.who.int/today>, accessed [16.07.24]

Definitions: Incidence per 100,000

## Gallbladder cancer

Men, 2022




Age: 20+

Area covered: National

References: Ferlay J, Ervik M, Lam F, Laversanne M, Colombet M, Mery L, Piñeros M, Znaor A, Soerjomataram I, Bray F (2024). Global Cancer Observatory: Cancer Today. Lyon, France: International Agency for Research on Cancer. Available from: <https://gco.iarc.who.int/today>, accessed [16.07.24]

Definitions: Incidence per 100,000

## Women, 2022



Age: 20+

Area covered: National


References: Ferlay J, Ervik M, Lam F, Laversanne M, Colombet M, Mery L, Piñeros M, Znaor A, Soerjomataram I, Bray F (2024). Global Cancer Observatory: Cancer Today. Lyon, France: International Agency for Research on Cancer. Available from: <https://gco.iarc.who.int/today>, accessed [16.07.24]

Definitions: Incidence per 100,000



## Kidney cancer

### Men, 2022




Age: 20+

Area covered: National

References: Ferlay J, Ervik M, Lam F, Laversanne M, Colombet M, Mery L, Piñeros M, Znaor A, Soerjomataram I, Bray F (2024). Global Cancer Observatory: Cancer Today. Lyon, France: International Agency for Research on Cancer. Available from: <https://gco.iarc.who.int/today>, accessed [16.07.24]

Definitions: Incidence per 100,000

## Women, 2022



Age: 20+


Area covered: National

References: Ferlay J, Ervik M, Lam F, Laversanne M, Colombet M, Mery L, Piñeros M, Znaor A, Soerjomataram I, Bray F (2024). Global Cancer Observatory: Cancer Today. Lyon, France: International Agency for Research on Cancer. Available from: <https://gco.iarc.who.int/today>, accessed [16.07.24]

Definitions: Incidence per 100,000

## Cancer of the uterus

### Women, 2022



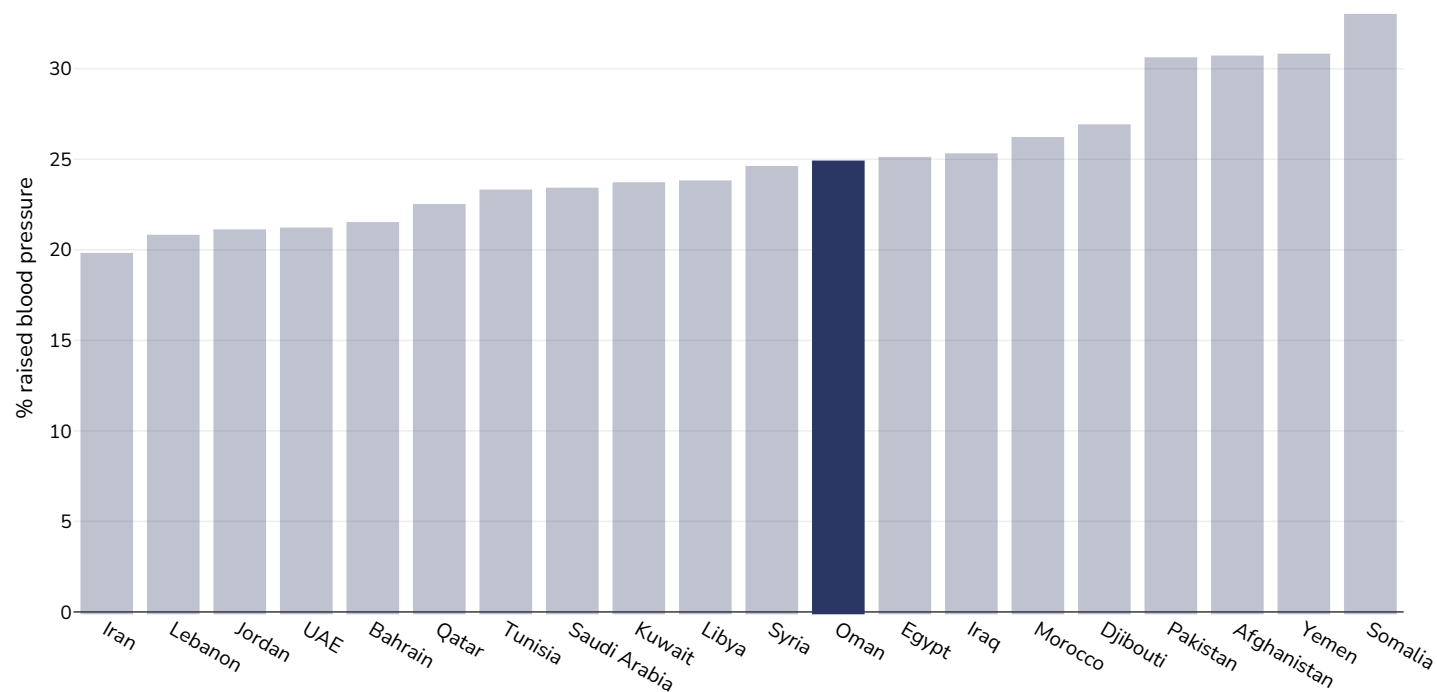
Age: 20+

References: Ferlay J, Ervik M, Lam F, Laversanne M, Colombet M, Mery L, Piñeros M, Znaor A, Soerjomataram I, Bray F (2024). Global Cancer Observatory: Cancer Today. Lyon, France: International Agency for Research on Cancer. Available from: <https://gco.iarc.who.int/today>, accessed [16.07.24]

Definitions: Incidence per 100,000

## Raised blood pressure

Adults, 2015



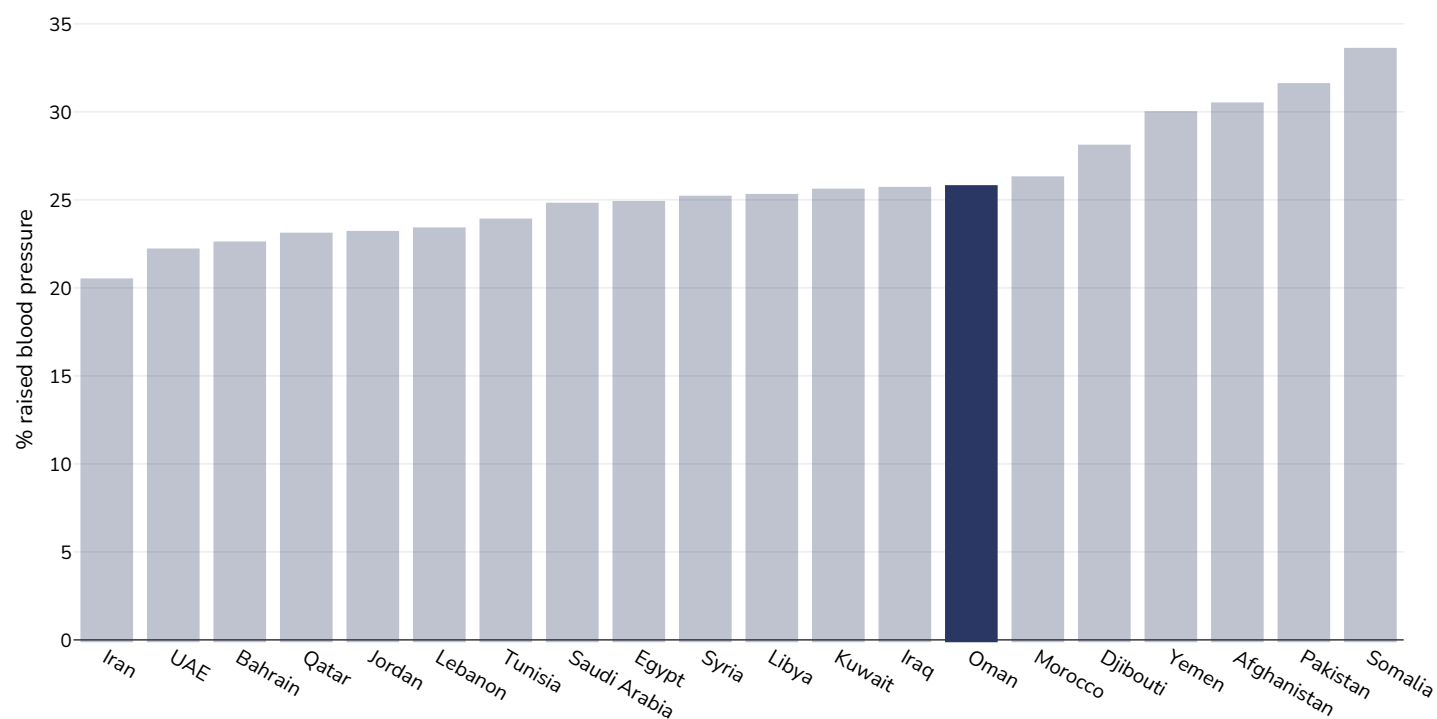
References:

Global Health Observatory data repository, World Health Organisation,  
<http://apps.who.int/gho/data/node.main.A875?lang=en>

Definitions:

Age Standardised estimated % Raised blood pressure 2015 (SBP $\geq$ 140 OR DBP $\geq$ 90).

## Men, 2015



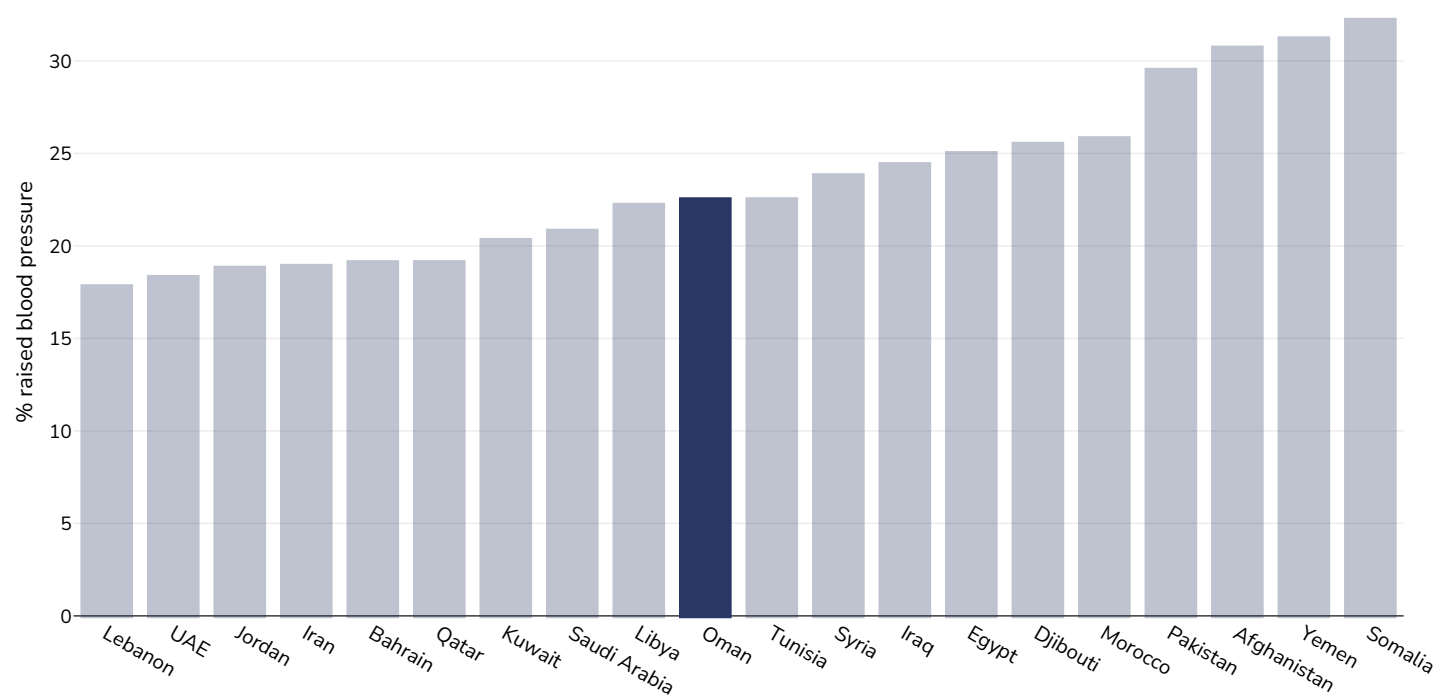
References:

Global Health Observatory data repository, World Health Organisation,  
<http://apps.who.int/gho/data/node.main.A875?lang=en>

Definitions:

Age Standardised estimated % Raised blood pressure 2015 (SBP $\geq$ 140 OR DBP $\geq$ 90).

## Women, 2015



References:

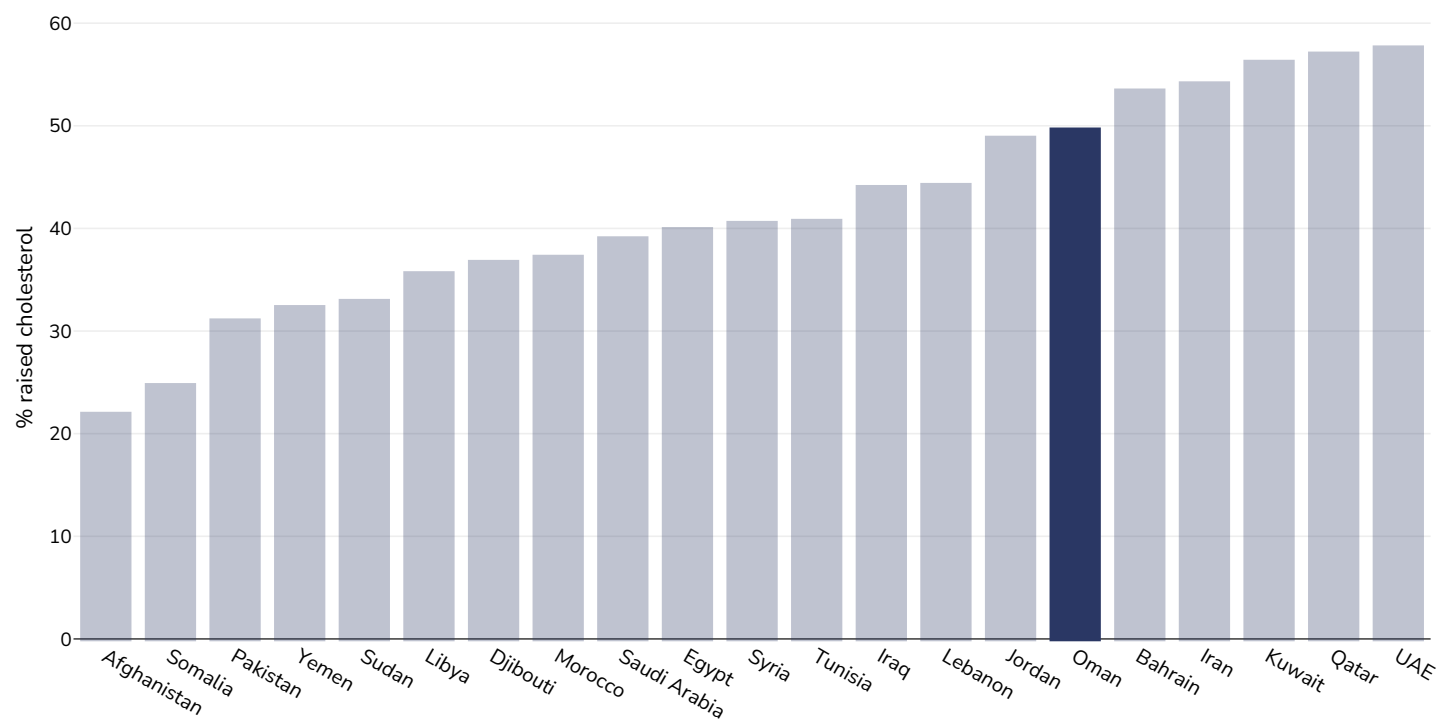
Global Health Observatory data repository, World Health Organisation,  
<http://apps.who.int/gho/data/node.main.A875?lang=en>

Definitions:

Age Standardised estimated % Raised blood pressure 2015 (SBP $\geq$ 140 OR DBP $\geq$ 90).

## Raised cholesterol

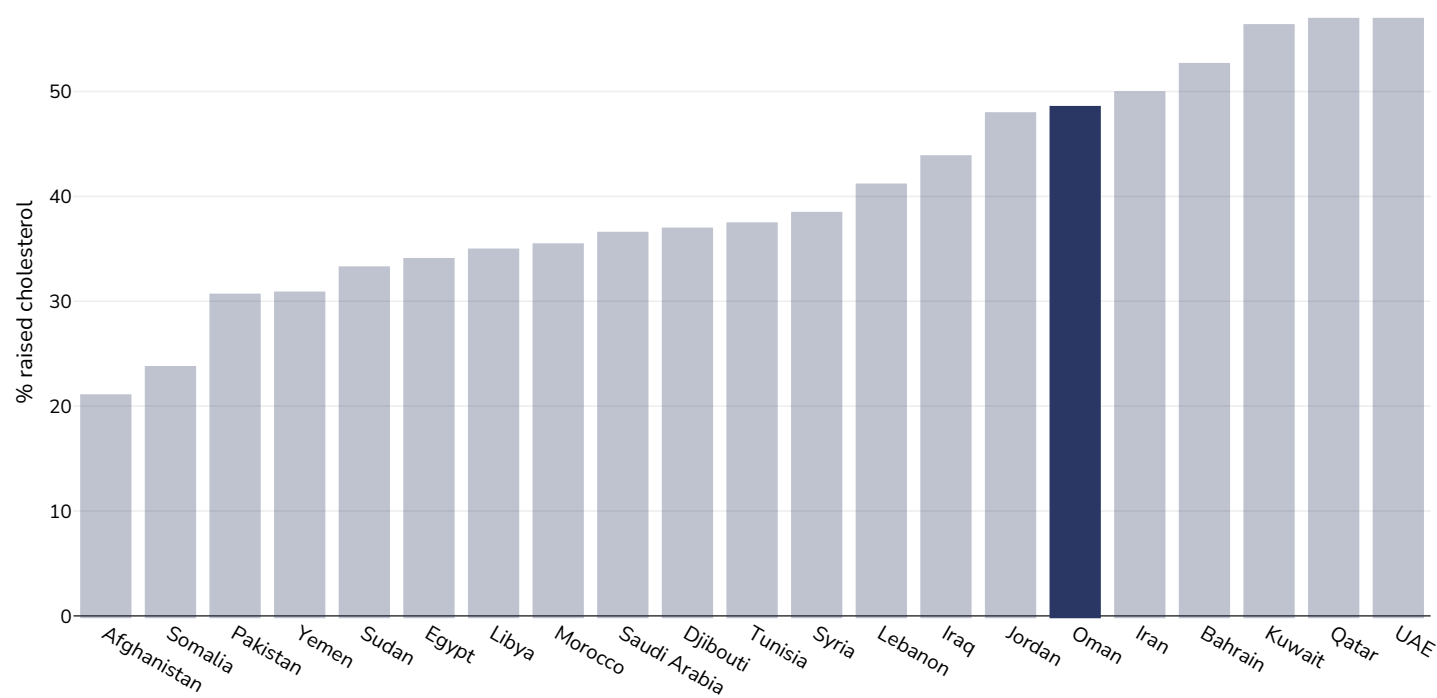
### Adults, 2008



References: Global Health Observatory data repository, World Health Organisation, <http://apps.who.int/gho/data/node.main.A885>

Definitions: % Raised total cholesterol ( $\geq 5.0$  mmol/L) (age-standardized estimate).

## Men, 2008

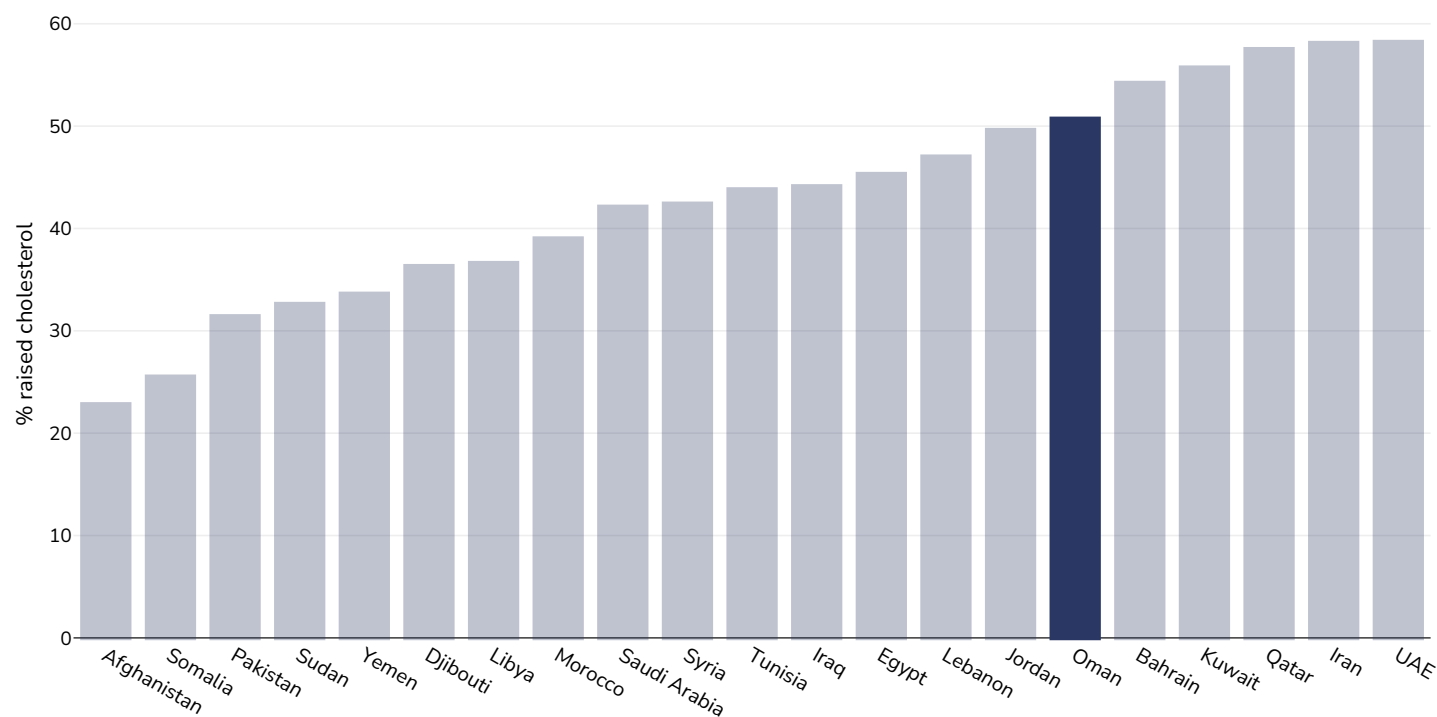


References: Global Health Observatory data repository, World Health Organisation, <http://apps.who.int/gho/data/node.main.A885>

Definitions: % Raised total cholesterol ( $\geq 5.0$  mmol/L) (age-standardized estimate).



## Women, 2008

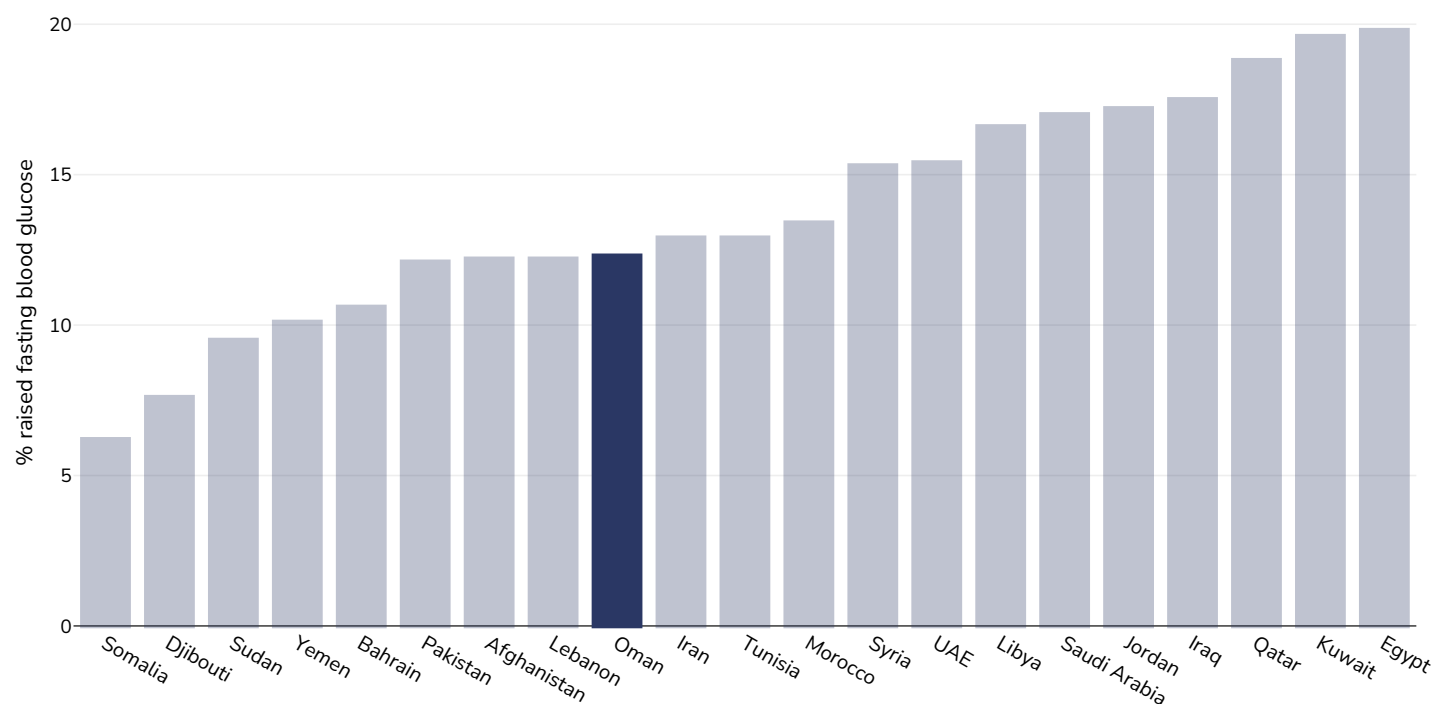


References: Global Health Observatory data repository, World Health Organisation, <http://apps.who.int/gho/data/node.main.A885>

Definitions: % Raised total cholesterol ( $\geq 5.0$  mmol/L) (age-standardized estimate).

## Raised fasting blood glucose

Men, 2014



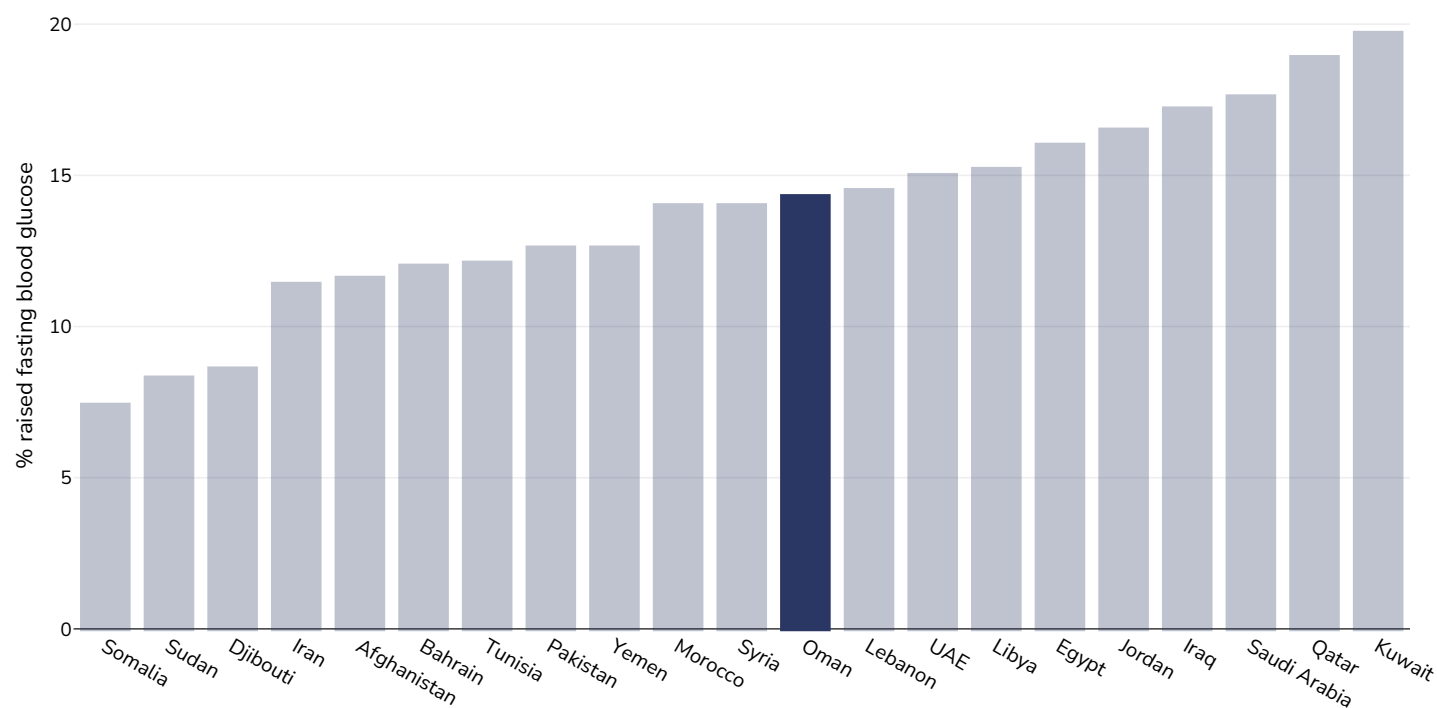
References:

Global Health Observatory data repository, World Health Organisation,  
<http://apps.who.int/gho/data/node.main.A869?lang=en>

Definitions:

Age Standardised % raised fasting blood glucose ( $\geq 7.0$  mmol/L or on medication).

## Women, 2014



References:

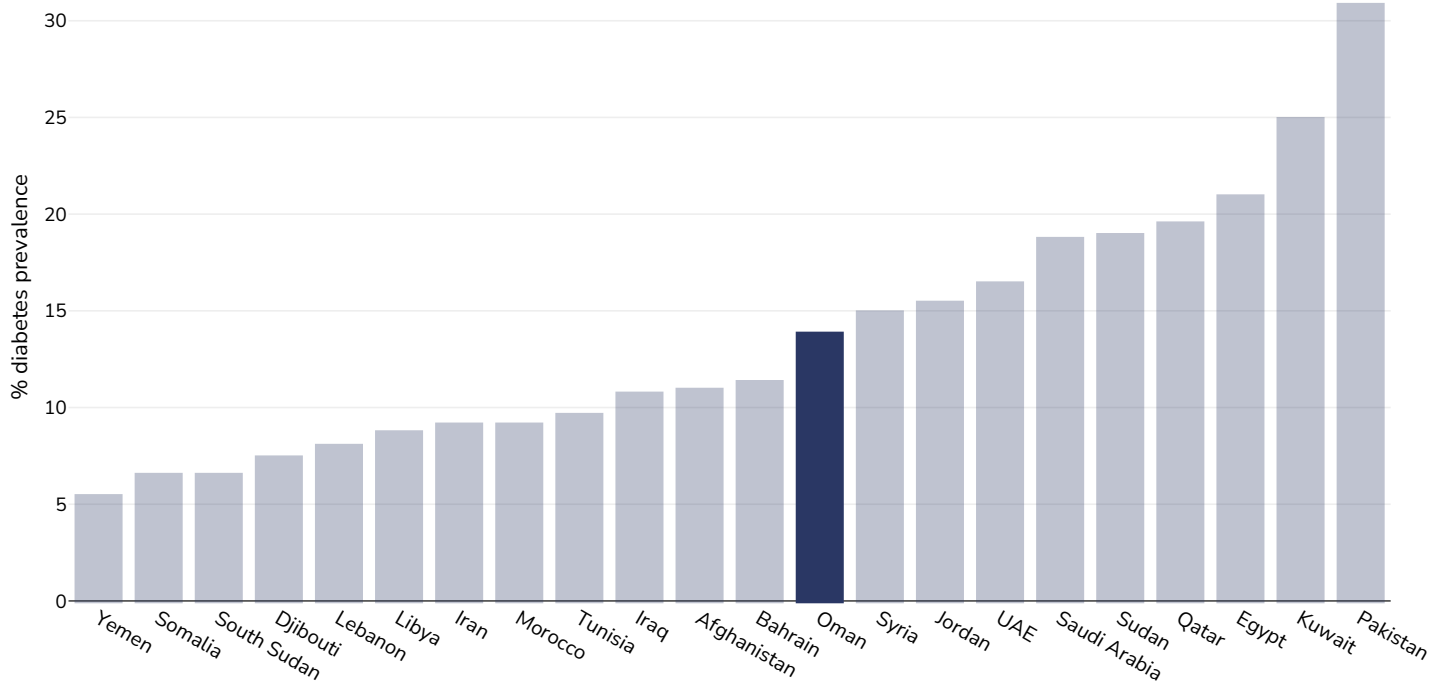
Global Health Observatory data repository, World Health Organisation,  
<http://apps.who.int/gho/data/node.main.A869?lang=en>

Definitions:

Age Standardised % raised fasting blood glucose ( $\geq 7.0$  mmol/L or on medication).

## Diabetes prevalence

### Adults, 2021



Age: 20-79

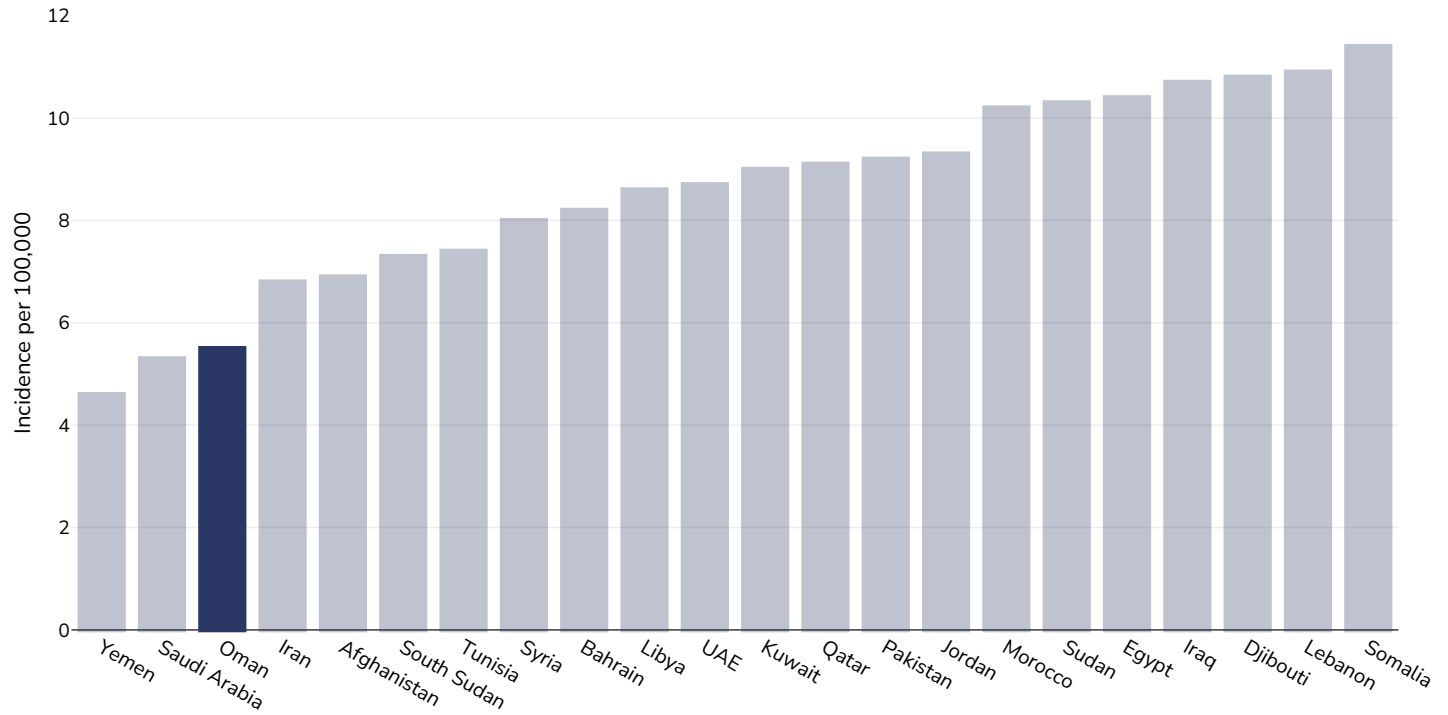
Area covered: National

References: Reproduced with kind permission International Diabetes Federation. IDF Diabetes Atlas, 10th edn. Brussels, Belgium:International Diabetes Federation, 2021. <http://www.diabetesatlas.org>

Definitions: Age-adjusted comparative prevalence of diabetes, %

## Ovarian Cancer

### Women, 2022



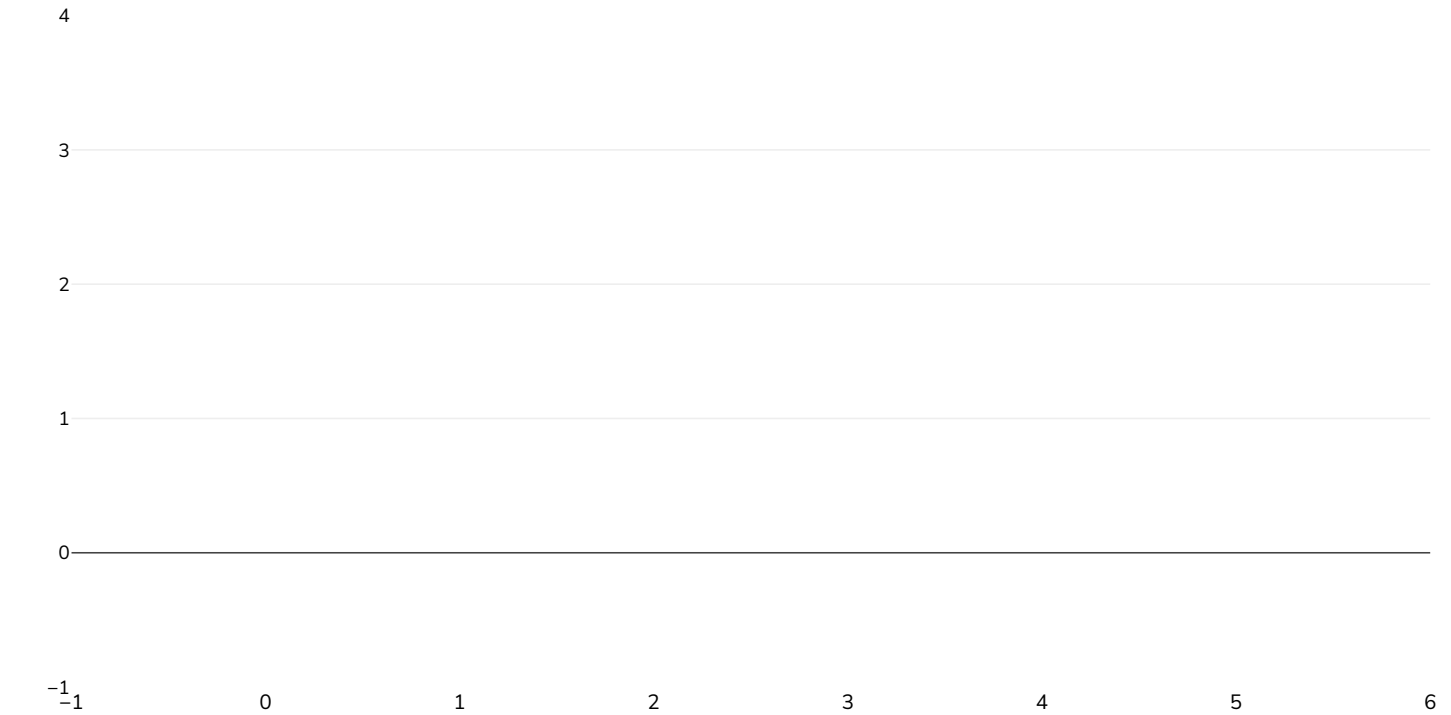
Age: 20+

References: Ferlay J, Ervik M, Lam F, Laversanne M, Colombet M, Mery L, Piñeros M, Znaor A, Soerjomataram I, Bray F (2024). Global Cancer Observatory: Cancer Today. Lyon, France: International Agency for Research on Cancer. Available from: <https://gco.iarc.who.int/today>, accessed [16.07.24]

Definitions: Incidence per 100,000

## Leukemia

### Men, 2022



Age: 20+

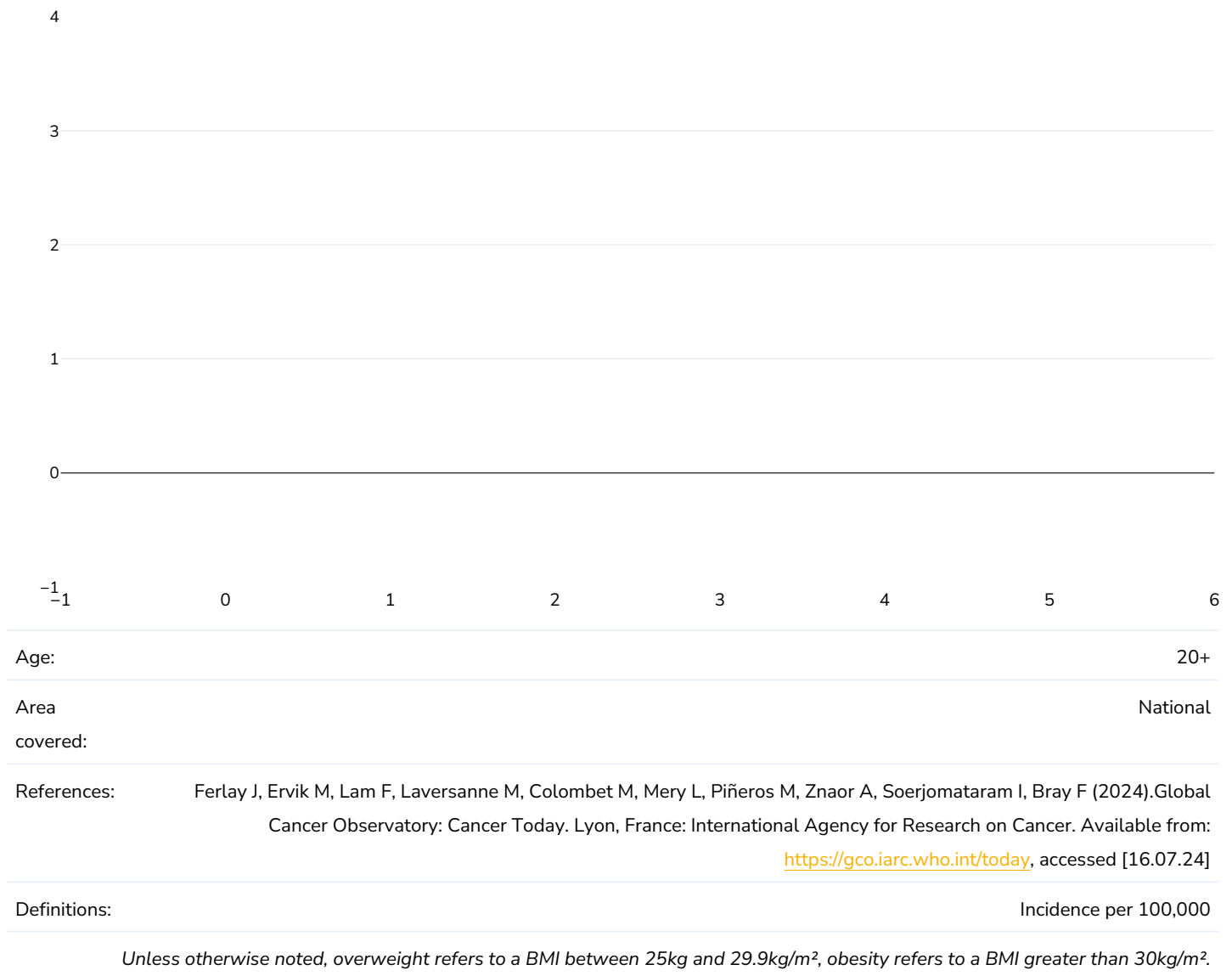
Area covered: National

References: Ferlay J, Ervik M, Lam F, Laversanne M, Colombet M, Mery L, Piñeros M, Znaor A, Soerjomataram I, Bray F (2024). Global Cancer Observatory: Cancer Today. Lyon, France: International Agency for Research on Cancer. Available from: <https://gco.iarc.who.int/today>, accessed [16.07.24]

Definitions: Incidence per 100,000

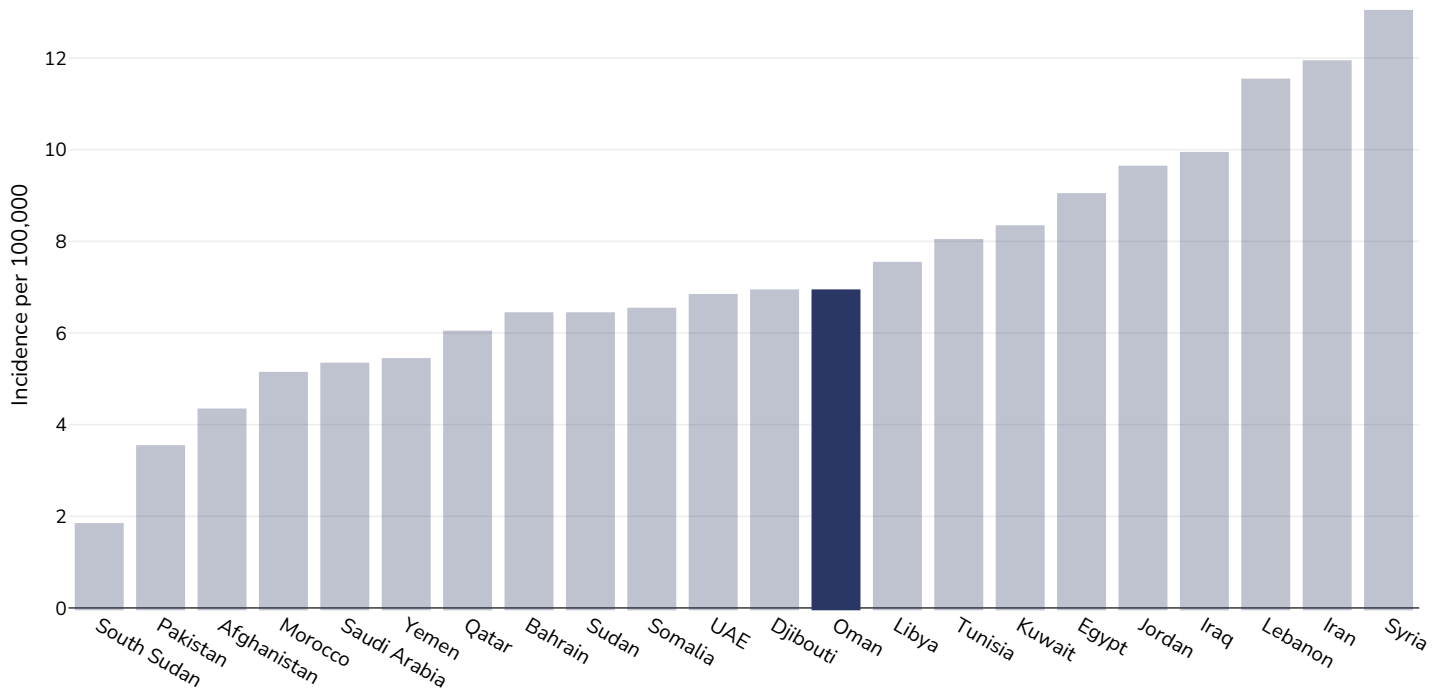
*Unless otherwise noted, overweight refers to a BMI between 25kg and 29.9kg/m<sup>2</sup>, obesity refers to a BMI greater than 30kg/m<sup>2</sup>.*

## Women, 2022



## Leukemia

### Men, 2022



Age: 20+

Area covered: National

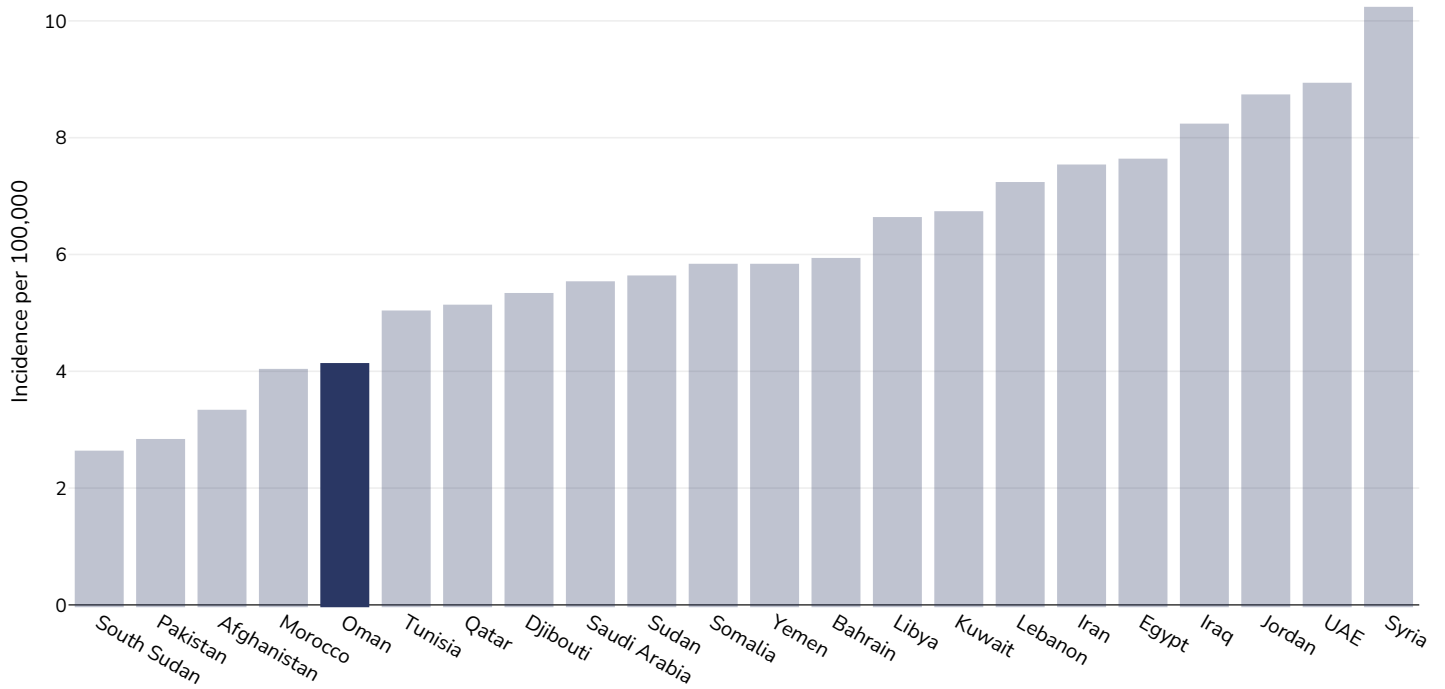
References: Ferlay J, Ervik M, Lam F, Laversanne M, Colombet M, Mery L, Piñeros M, Znaor A, Soerjomataram I, Bray F (2024). Global Cancer Observatory: Cancer Today. Lyon, France: International Agency for Research on Cancer. Available from: <https://gco.iarc.who.int/today>, accessed [16.07.24]

Definitions: Incidence per 100,000

*Unless otherwise noted, overweight refers to a BMI between 25kg and 29.9kg/m<sup>2</sup>, obesity refers to a BMI greater than 30kg/m<sup>2</sup>.*



## Women, 2022



Age: 20+

Area covered: National

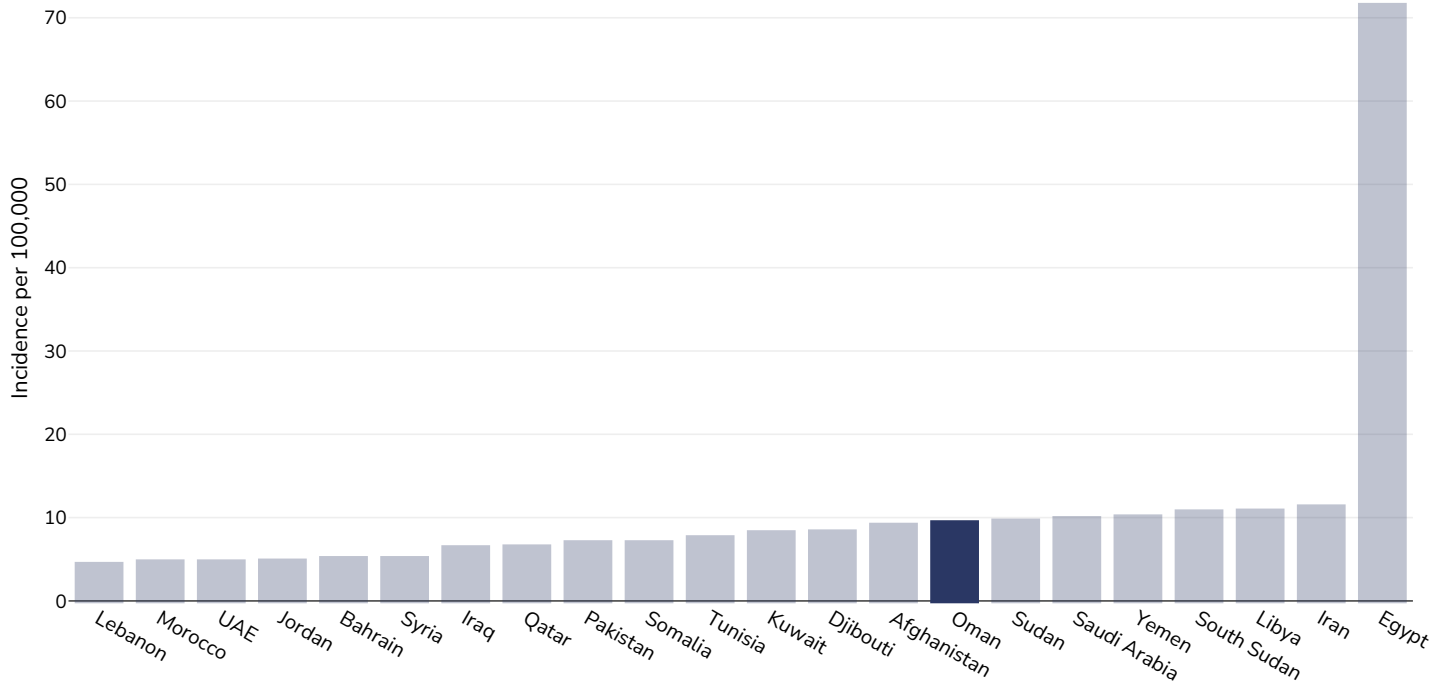
References: Ferlay J, Ervik M, Lam F, Laversanne M, Colombet M, Mery L, Piñeros M, Znaor A, Soerjomataram I, Bray F (2024). Global Cancer Observatory: Cancer Today. Lyon, France: International Agency for Research on Cancer. Available from: <https://gco.iarc.who.int/today>, accessed [16.07.24]

Definitions: Incidence per 100,000

Unless otherwise noted, overweight refers to a BMI between 25kg and 29.9kg/m<sup>2</sup>, obesity refers to a BMI greater than 30kg/m<sup>2</sup>.

## Liver and intrahepatic bile duct Cancer

### Men, 2022



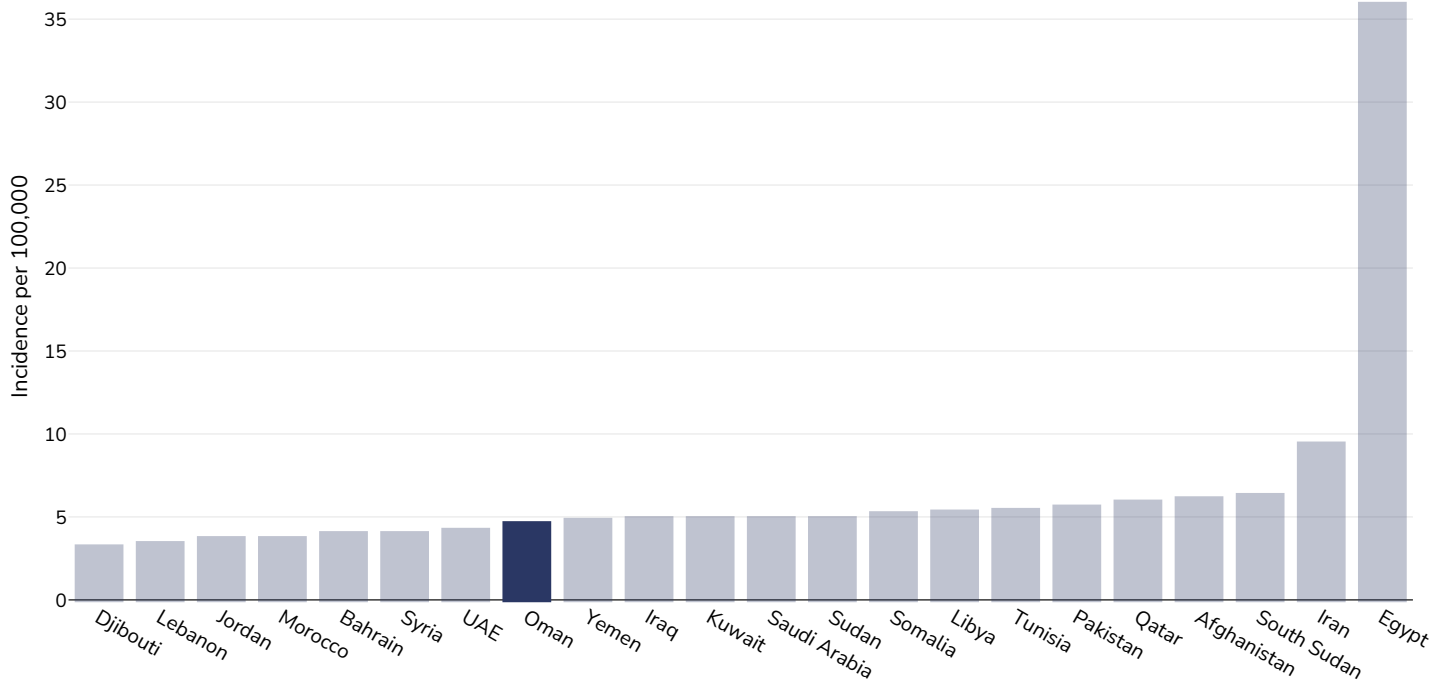
Age: 20+

Area covered: National

References: Ferlay J, Ervik M, Lam F, Laversanne M, Colombet M, Mery L, Piñeros M, Znaor A, Soerjomataram I, Bray F (2024). Global Cancer Observatory: Cancer Today. Lyon, France: International Agency for Research on Cancer. Available from: <https://gco.iarc.who.int/today>, accessed [16.07.24]

Definitions: Incidence per 100,000

**Women, 2022**



Age: 20+

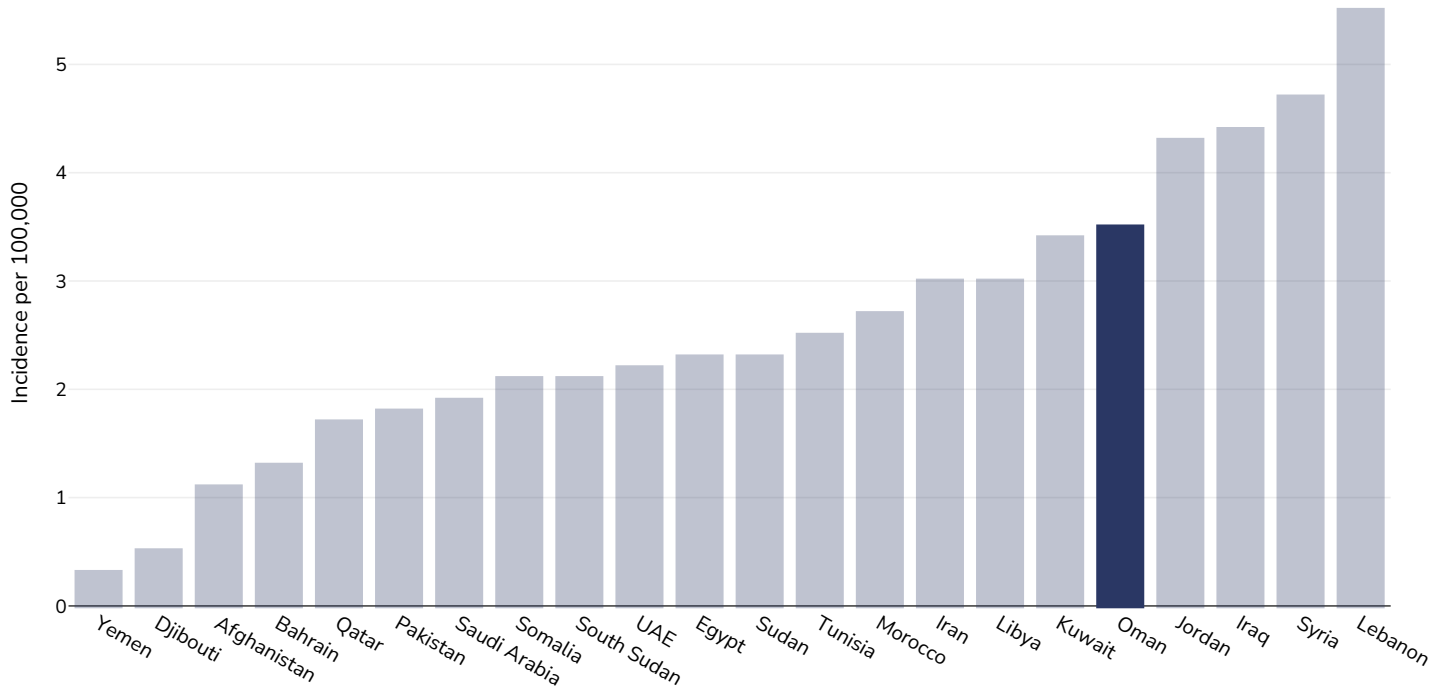
Area covered: National

References: Ferlay J, Ervik M, Lam F, Laversanne M, Colombet M, Mery L, Piñeros M, Znaor A, Soerjomataram I, Bray F (2024). Global Cancer Observatory: Cancer Today. Lyon, France: International Agency for Research on Cancer. Available from: <https://gco.iarc.who.int/today>, accessed [16.07.24]

Definitions: Incidence per 100,000

## Multiple Myeloma

Men, 2022



Age: 20+

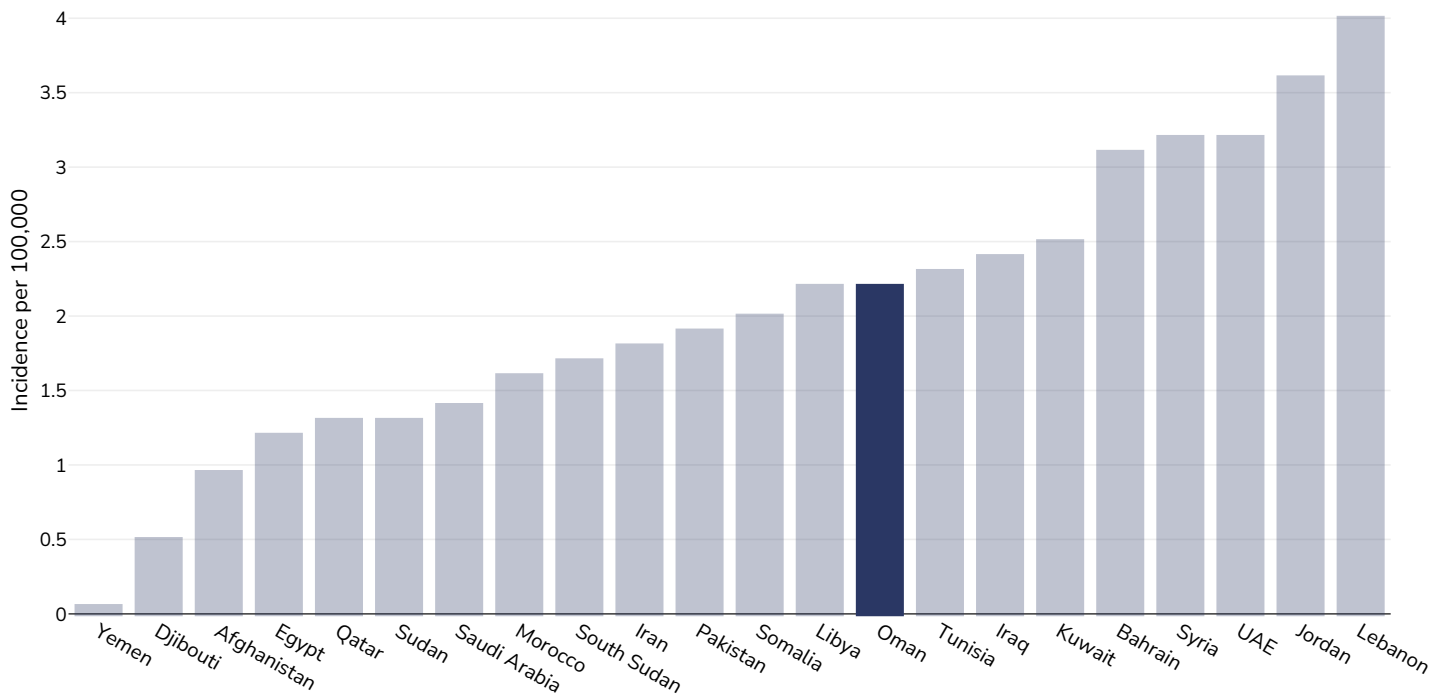
Area covered: National

References: Ferlay J, Ervik M, Lam F, Laversanne M, Colombet M, Mery L, Piñeros M, Znaor A, Soerjomataram I, Bray F (2024). Global Cancer Observatory: Cancer Today. Lyon, France: International Agency for Research on Cancer. Available from: <https://gco.iarc.who.int/today>, accessed [16.07.24]

Definitions: Incidence per 100,000

*Unless otherwise noted, overweight refers to a BMI between 25kg and 29.9kg/m<sup>2</sup>, obesity refers to a BMI greater than 30kg/m<sup>2</sup>.*

**Women, 2022**



Age: 20+

Area covered: National

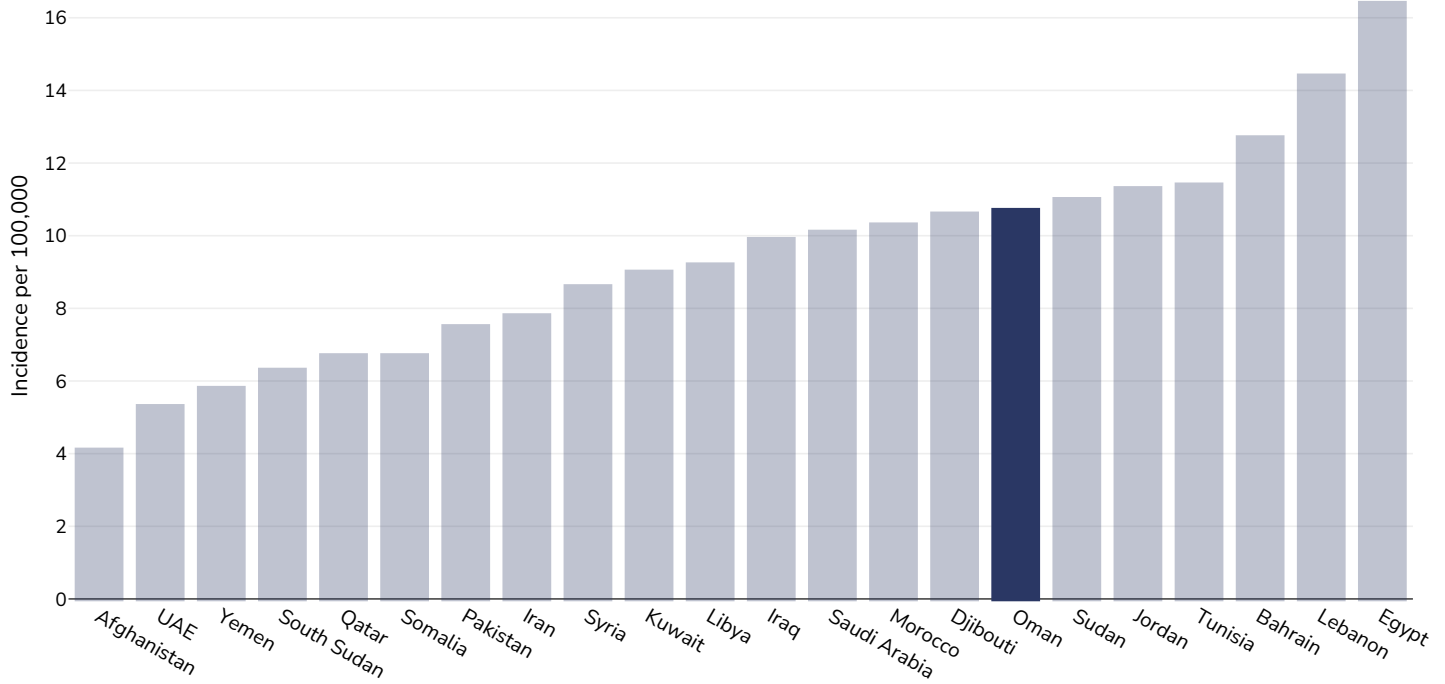
References: Ferlay J, Ervik M, Lam F, Laversanne M, Colombet M, Mery L, Piñeros M, Znaor A, Soerjomataram I, Bray F (2024). Global Cancer Observatory: Cancer Today. Lyon, France: International Agency for Research on Cancer. Available from: <https://gco.iarc.who.int/today>, accessed [16.07.24]

Definitions: Incidence per 100,000

Unless otherwise noted, overweight refers to a BMI between 25kg and 29.9kg/m<sup>2</sup>, obesity refers to a BMI greater than 30kg/m<sup>2</sup>.

## Non Hodgkin Lymphoma

Men, 2022



Age: 20+

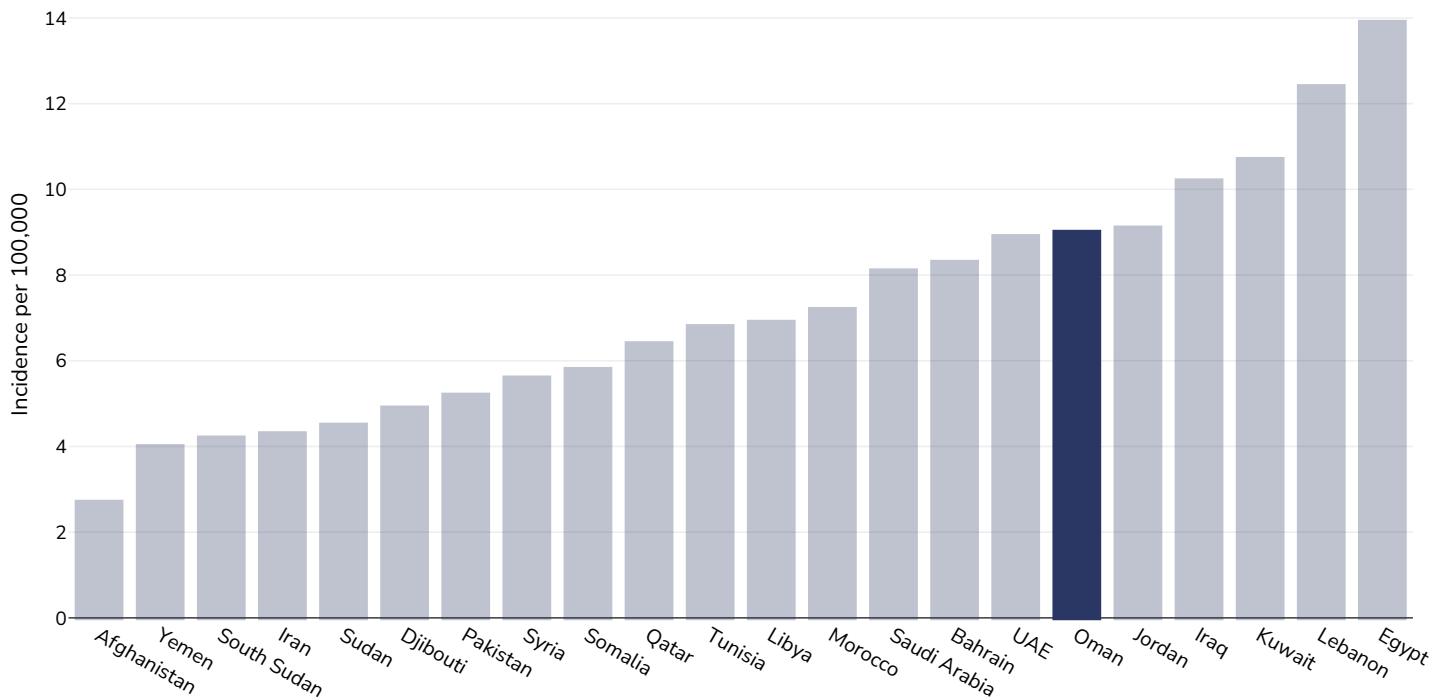
Area covered: National

References: Ferlay J, Ervik M, Lam F, Laversanne M, Colombet M, Mery L, Piñeros M, Znaor A, Soerjomataram I, Bray F (2024). Global Cancer Observatory: Cancer Today. Lyon, France: International Agency for Research on Cancer. Available from: <https://gco.iarc.who.int/today>, accessed [16.07.24]

Definitions: Incidence per 100,000

*Unless otherwise noted, overweight refers to a BMI between 25kg and 29.9kg/m<sup>2</sup>, obesity refers to a BMI greater than 30kg/m<sup>2</sup>.*

## Women, 2022



Age: 20+

Area covered: National

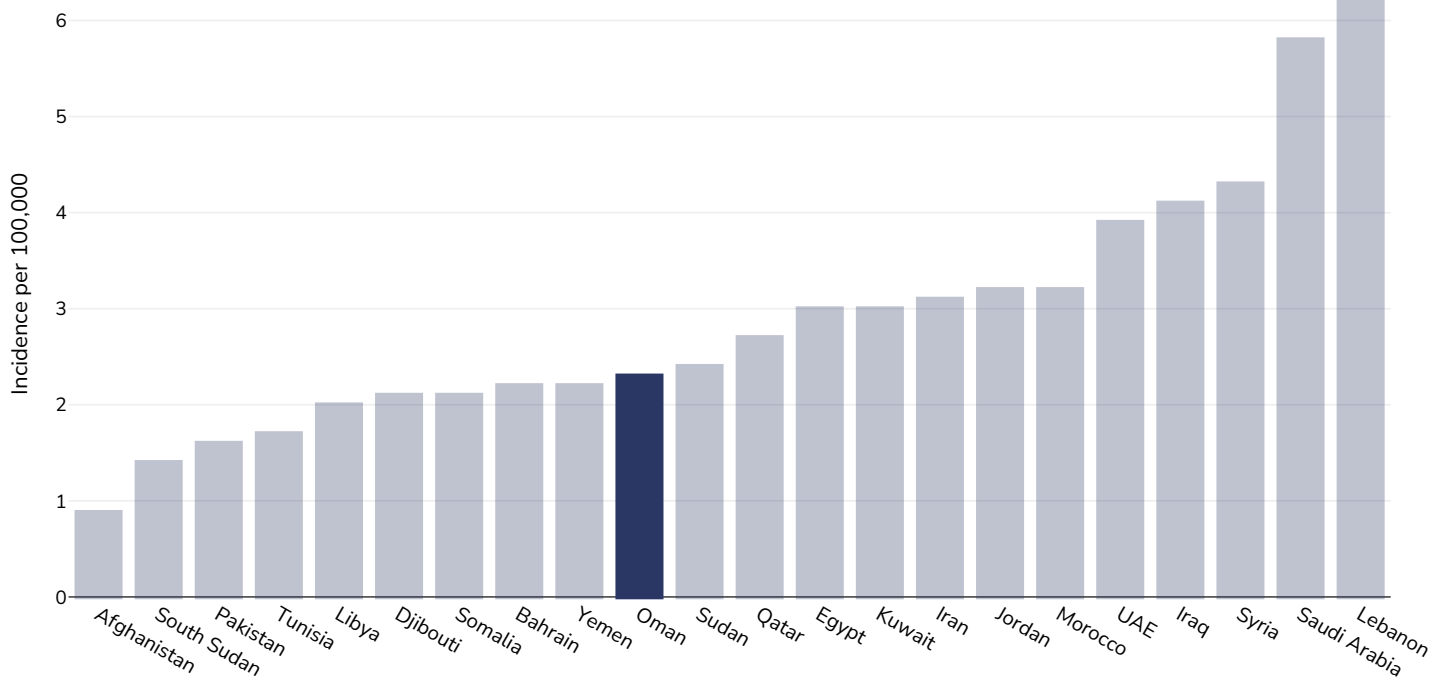
References: Ferlay J, Ervik M, Lam F, Laversanne M, Colombet M, Mery L, Piñeros M, Znaor A, Soerjomataram I, Bray F (2024). Global Cancer Observatory: Cancer Today. Lyon, France: International Agency for Research on Cancer. Available from: <https://gco.iarc.who.int/today>, accessed [16.07.24]

Definitions: Incidence per 100,000

Unless otherwise noted, overweight refers to a BMI between 25kg and 29.9kg/m<sup>2</sup>, obesity refers to a BMI greater than 30kg/m<sup>2</sup>.

## Thyroid Cancer

### Men, 2022



Age: 20+

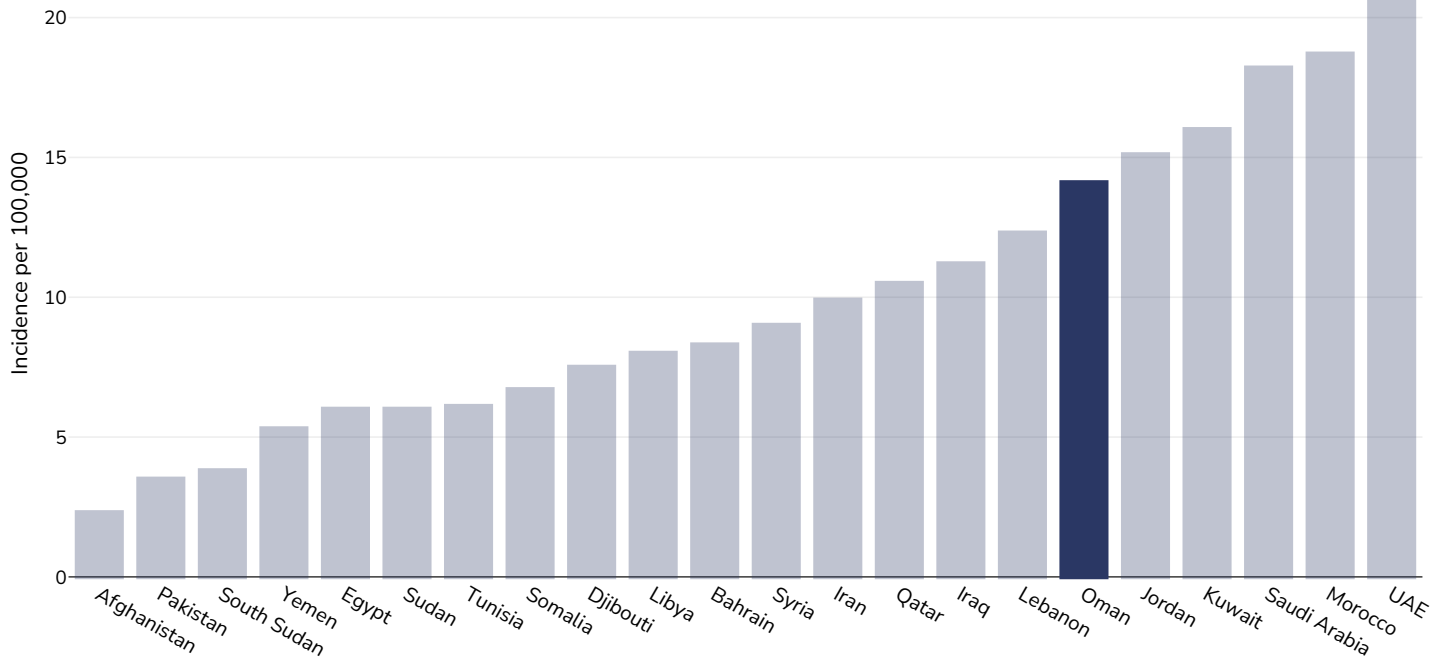
Area covered: National

References: Ferlay J, Ervik M, Lam F, Laversanne M, Colombet M, Mery L, Piñeros M, Znaor A, Soerjomataram I, Bray F (2024). Global Cancer Observatory: Cancer Today. Lyon, France: International Agency for Research on Cancer. Available from: <https://gco.iarc.who.int/today>, accessed [16.07.24]

Definitions: Incidence per 100,000



## Women, 2022



Age: 20+

Area covered: National

References: Ferlay J, Ervik M, Lam F, Laversanne M, Colombet M, Mery L, Piñeros M, Znaor A, Soerjomataram I, Bray F (2024). Global Cancer Observatory: Cancer Today. Lyon, France: International Agency for Research on Cancer. Available from: <https://gco.iarc.who.int/today>, accessed [16.07.24]






Definitions: Incidence per 100,000

## Contextual factors

**Disclaimer:** These contextual factors should be interpreted with care. Results are updated as regularly as possible and use very specific criteria. The criteria used and full definitions are available for download at the bottom of this page.



### Labelling

<b>Is there mandatory nutrition labelling?</b>	
Front-of-package labelling?	
Back-of-pack nutrition declaration?	
Color coding?	
Warning label?	



## Regulation and marketing

<b>Are there fiscal policies on unhealthy products?</b>	✓
Tax on unhealthy foods?	✗
Tax on unhealthy drinks?	✓
<b>Are there fiscal policies on healthy products?</b>	✗
Subsidy on fruits?	✗
Subsidy on vegetables?	✗
Subsidy on other healthy products?	✗
<b>Mandatory limit or ban of trans fat (all settings)?</b>	✓
Mandatory limit of trans fats in place (all settings)?	✗
Ban on trans-fats or phos in place (all settings)?	✓
<b>Are there any mandatory policies/marketing restrictions on the promotion of unhealthy food/drinks to children?</b>	✓
Mandatory restriction on broadcast media?	✗
Mandatory restriction on non-broadcast media?	✗
Voluntary policies/marketing restrictions on the promotion of unhealthy food/drinks to children?	✓
<b>Are there mandatory standards for food in schools?</b>	✗
<b>Are there any mandatory nutrient limits in any manufactured food products?</b>	✓
<b>Nutrition standards for public sector procurement?</b>	✗



## Political will and support

National obesity strategy or nutrition and physical activity national strategy?	✗
National obesity strategy?	✗
National childhood obesity strategy?	✗
Comprehensive nutrition strategy?	✓
Comprehensive physical activity strategy?	?
Evidence-based dietary guidelines and/or RDAs?	✓
National target(s) on reducing obesity?	✓
Guidelines/policy on obesity treatment?	✗
Promotion of breastfeeding?	✓



## Monitoring and surveillance

Monitoring of the prevalence and incidence for the main obesity-related NCDs and risk factors?	✓
Within 5 years?	✓



## Governance and resource

Multi-sectoral national co-ordination mechanism for obesity or nutrition (including obesity)?	✓
---	---

### Key

✓ Present	✓ <sub>v</sub> Present (voluntary)	✓ Incoming	✗ Absent	? Unknown
-----------	---------------------------------------	------------	----------	-----------

Last updated April 17, 2023

PDF created on September 11, 2024