


Report card


Northern Mariana Islands



| Contents | Page |
|--|------|
| Obesity prevalence | 2 |
| Overweight/obesity by age | 3 |
| Overweight/obesity by ethnicity | 4 |
| Estimated per capita fruit intake | 5 |
| Estimated per-capita processed meat intake | 6 |
| Estimated per capita whole grains intake | 7 |
| Diabetes prevalence | 8 |

Obesity prevalence

Adults, 2016



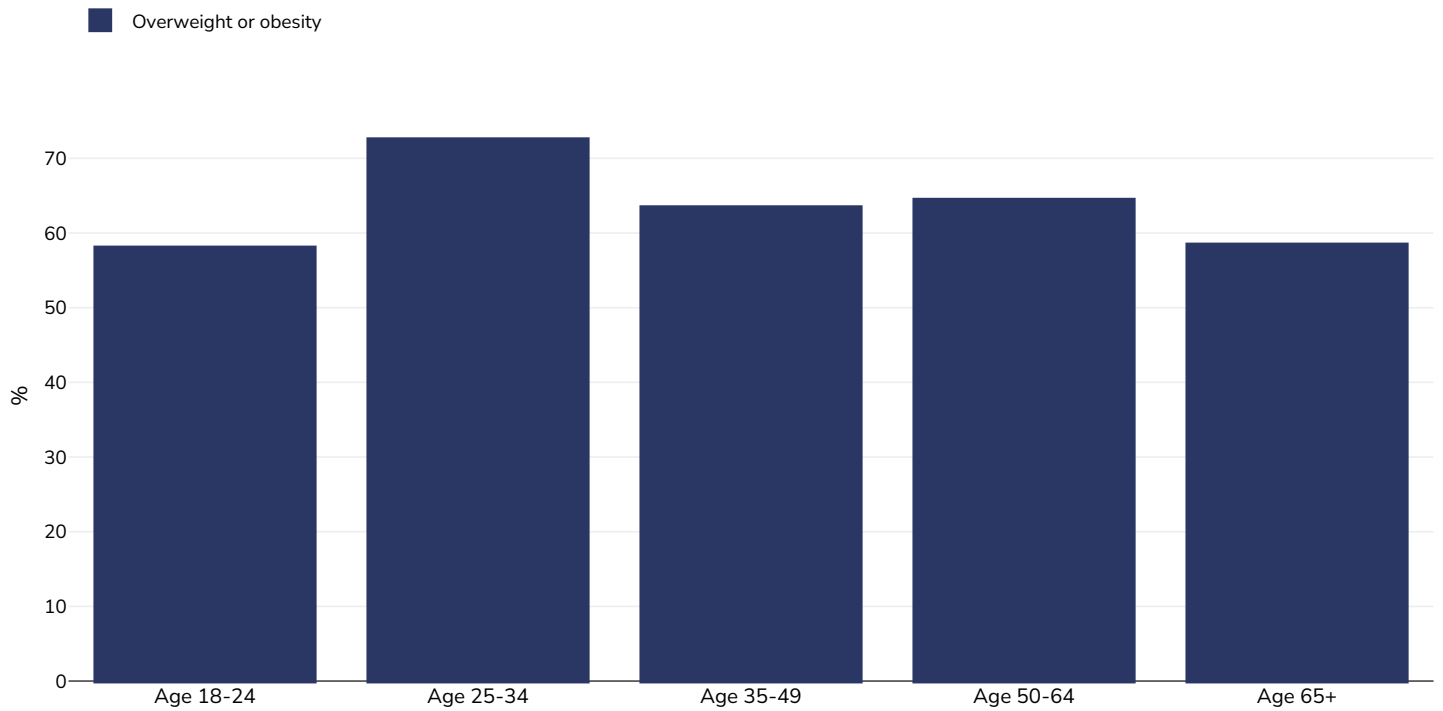
| | |
|---------------|----------|
| Survey type: | Measured |
| Age: | 18+ |
| Sample size: | 1091 |
| Area covered: | National |

References: Commonwealth of the Northern Mariana Islands. Non-Communicable Diseases & Risk Factor Hybrid Survey Report. https://www.pihoa.org/wp-content/uploads/2022/05/CNMI_NCD-Survey-Report_FINAL_29Jan2018.pdf (Accessed 17.01.23)

Unless otherwise noted, overweight refers to a BMI between 25kg and 29.9kg/m², obesity refers to a BMI greater than 30kg/m².

Overweight/obesity by age

Adults, 2016



Survey type: Measured

Sample size: 1091

Area covered: National

References: Commonwealth of the Northern Mariana Islands. Non-Communicable Diseases & Risk Factor Hybrid Survey Report. https://www.pihoa.org/wp-content/uploads/2022/05/CNMI_NCD-Survey-Report_FINAL_29Jan2018.pdf (Accessed 17.01.23)

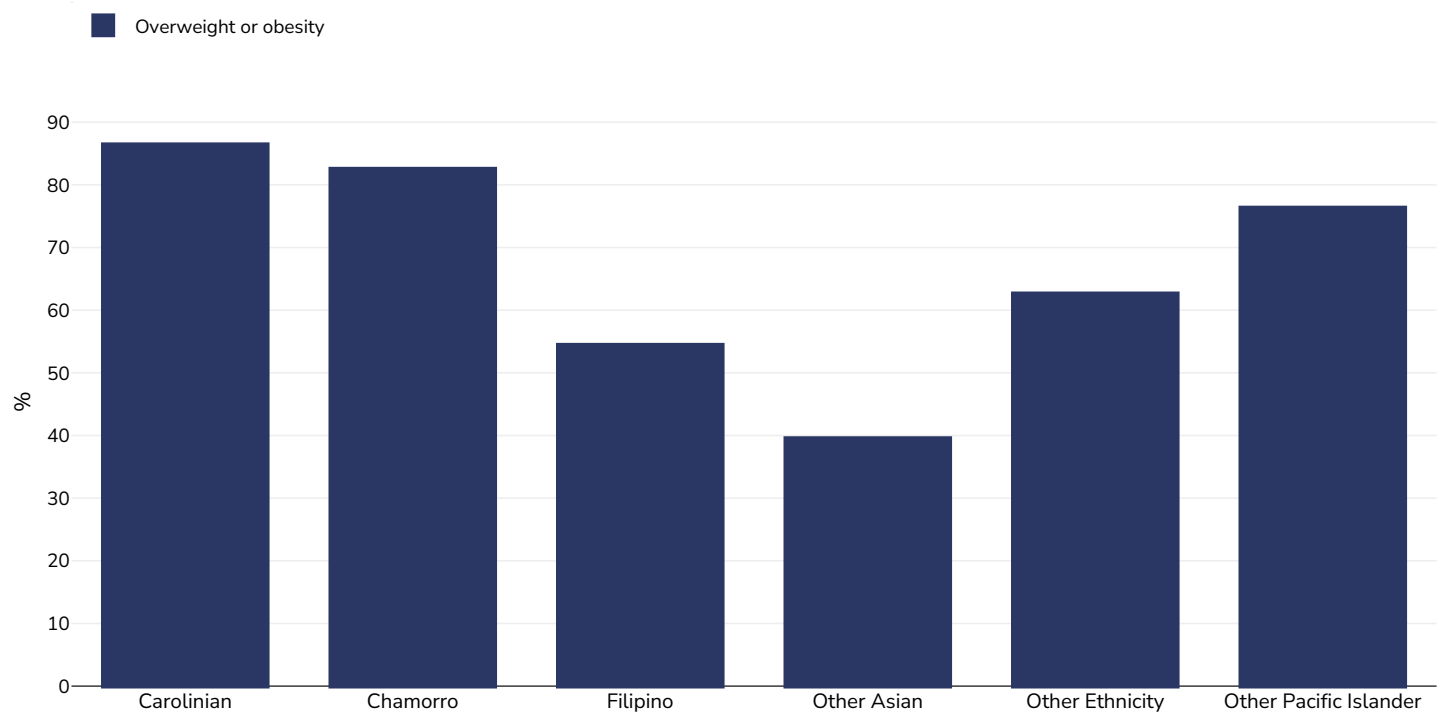
Notes: Note small sample size

Unless otherwise noted, overweight refers to a BMI between 25kg and 29.9kg/m², obesity refers to a BMI greater than 30kg/m².

Overweight/obesity by ethnicity

Ethnic groups are as defined by publication of origin and are not as defined by WOF. In some instances ethnicity is conflated with nationality and/or race.

Adults, 2016




| | |
|---------------|----------|
| Survey type: | Measured |
| Age: | 18+ |
| Sample size: | 1091 |
| Area covered: | National |

References: Commonwealth of the Northern Mariana Islands. Non-Communicable Diseases & Risk Factor Hybrid Survey Report. https://www.pihoa.org/wp-content/uploads/2022/05/CNMI_NCD-Survey-Report_FINAL_29Jan2018.pdf (Accessed 17.01.23)

Unless otherwise noted, overweight refers to a BMI between 25kg and 29.9kg/m², obesity refers to a BMI greater than 30kg/m².

Estimated per capita fruit intake


Adults, 2017



| | |
|--------------|---|
| Survey type: | Measured |
| Age: | 25+ |
| References: | Global Burden of Disease, the Institute for Health Metrics and Evaluation http://ghdx.healthdata.org/ |
| Definitions: | Estimated per-capita fruit intake (g/day) |

Estimated per-capita processed meat intake

Adults, 2017



| | |
|--------------|---|
| Survey type: | Measured |
| Age: | 25+ |
| References: | Global Burden of Disease, the Institute for Health Metrics and Evaluation http://ghdx.healthdata.org/ |
| Definitions: | Estimated per-capita processed meat intake (g per day) |

Estimated per capita whole grains intake

Adults, 2017



Survey type: Measured


Age: 25+

References: Global Burden of Disease, the Institute for Health Metrics and Evaluation <http://ghdx.healthdata.org/>

Definitions: Estimated per-capita whole grains intake (g/day)

Diabetes prevalence

Adults, 2021



Age: 20-79

Area covered: National

References: Reproduced with kind permission International Diabetes Federation. IDF Diabetes Atlas, 10th edn. Brussels, Belgium:International Diabetes Federation, 2021. <http://www.diabetesatlas.org>

Definitions: Age-adjusted comparative prevalence of diabetes, %

PDF created on June 26, 2024