



Northern Ireland



Country report card - children

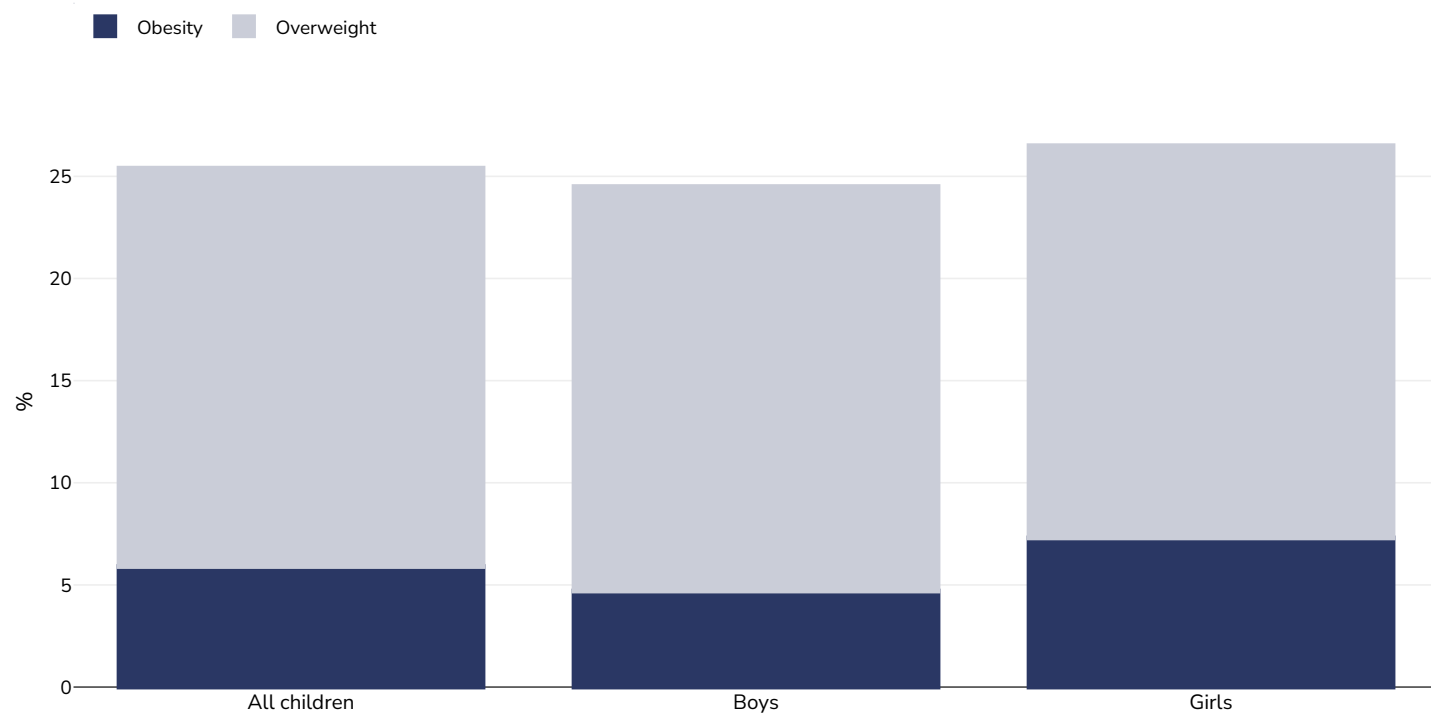
This report card contains the latest data available on the Global Obesity Observatory on overweight and obesity for children, including adolescents (aged 5 to 18 years). Where available, data on common and relevant obesity drivers and comorbidities are also presented.

View the latest version of this report on the Global Obesity Observatory at <https://data.worldobesity.org/country/northern-ireland-242/>.

Contents	Page
Obesity prevalence	3
Trend: % Children living with overweight or obesity in Northern Ireland 2010-2019	4
Overweight/obesity by education	6
Overweight/obesity by age	7
Overweight/obesity by region	8
Overweight/obesity by socio-economic group	10

Obesity prevalence

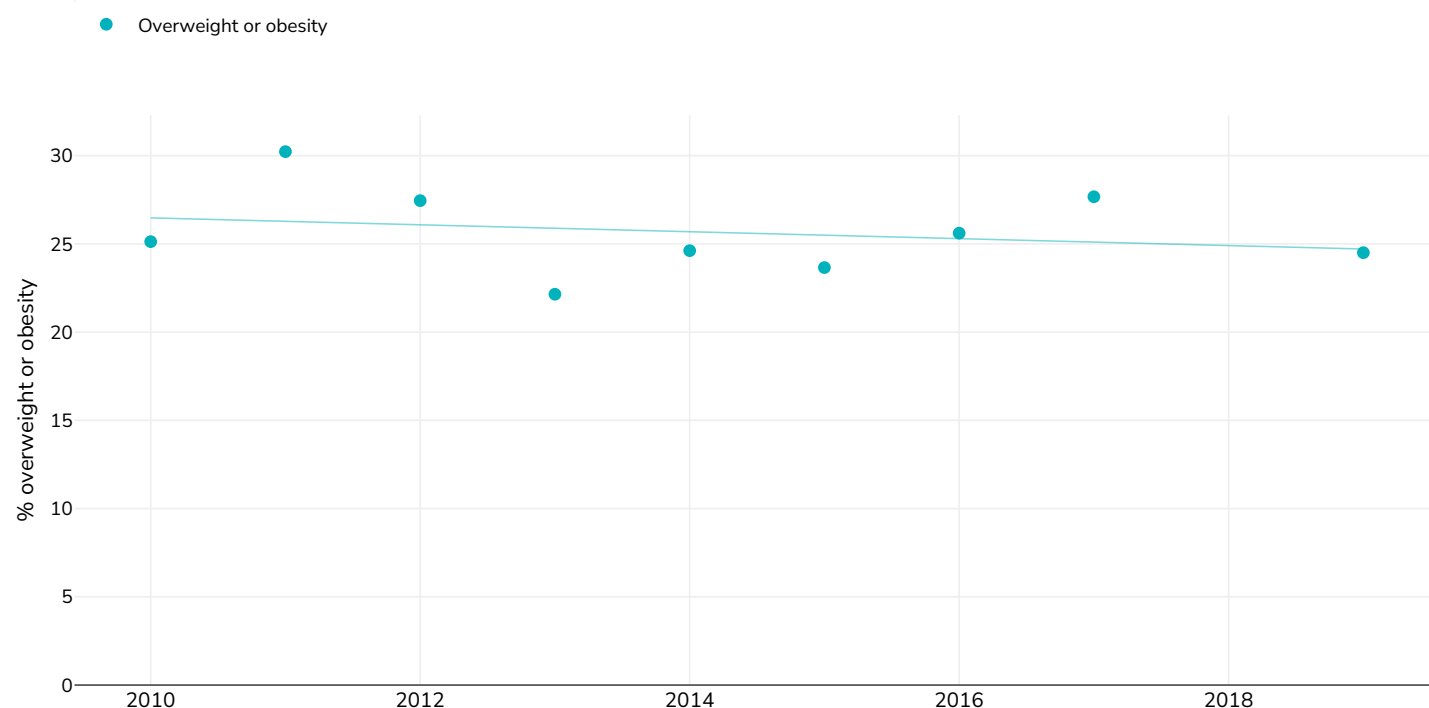
Children, 2019-2020



Survey type:	Measured
Age:	2-15
Sample size:	663
Area covered:	National
References:	Northern Ireland Health Survey 2019/20. Available at https://www.health-ni.gov.uk/publications/health-survey-northern-ireland-first-results-201920 (last accessed 02.03.21)
Cutoffs:	IOTF

% Children living with overweight or obesity in Northern Ireland 2010-2019

Boys



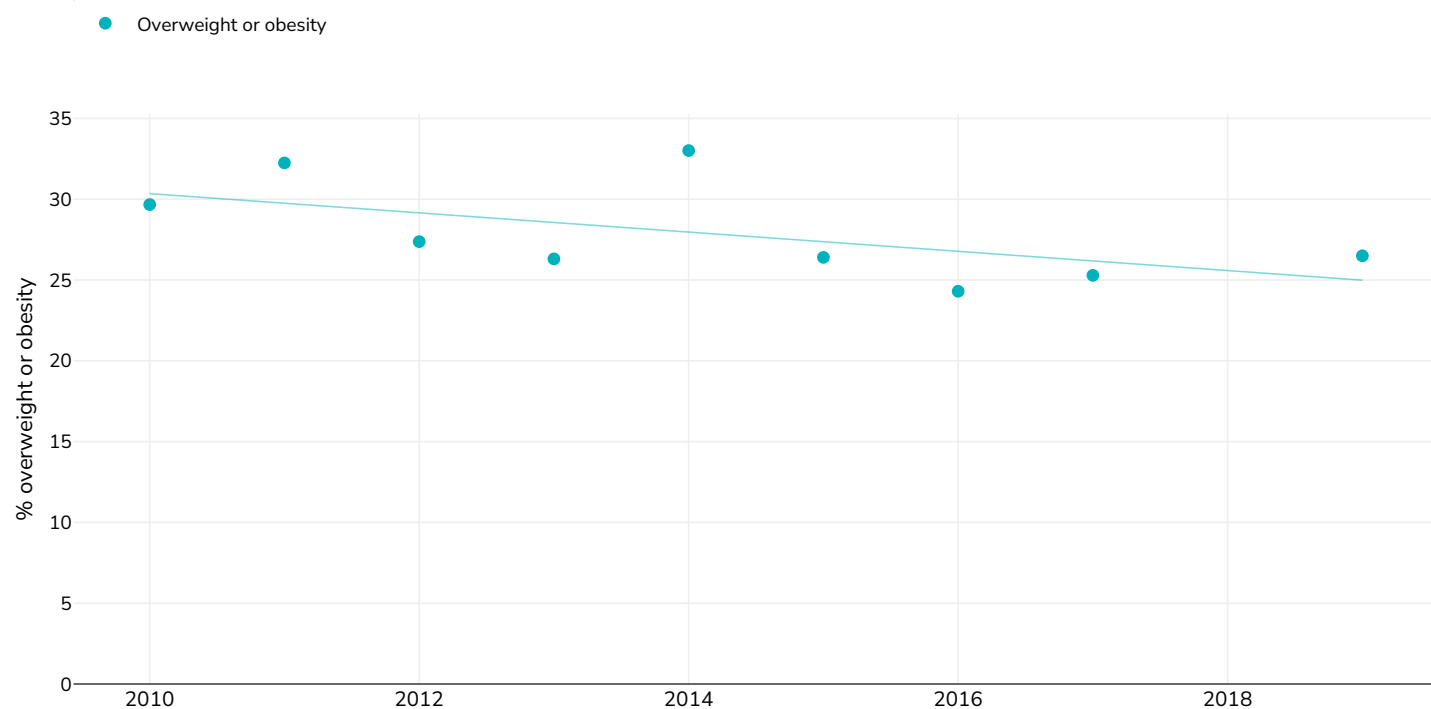
Survey type: Measured

References: Health Survey Northern Ireland 2017/18. <https://www.health-ni.gov.uk/publications/health-survey-northern-ireland-first-results-201718> (last accessed 14.07.20)

Definitions: IOTF

Different methodologies may have been used to collect this data and so data from different surveys may not be strictly comparable. Please check with original data sources for methodologies used.

Girls



Survey type: Measured

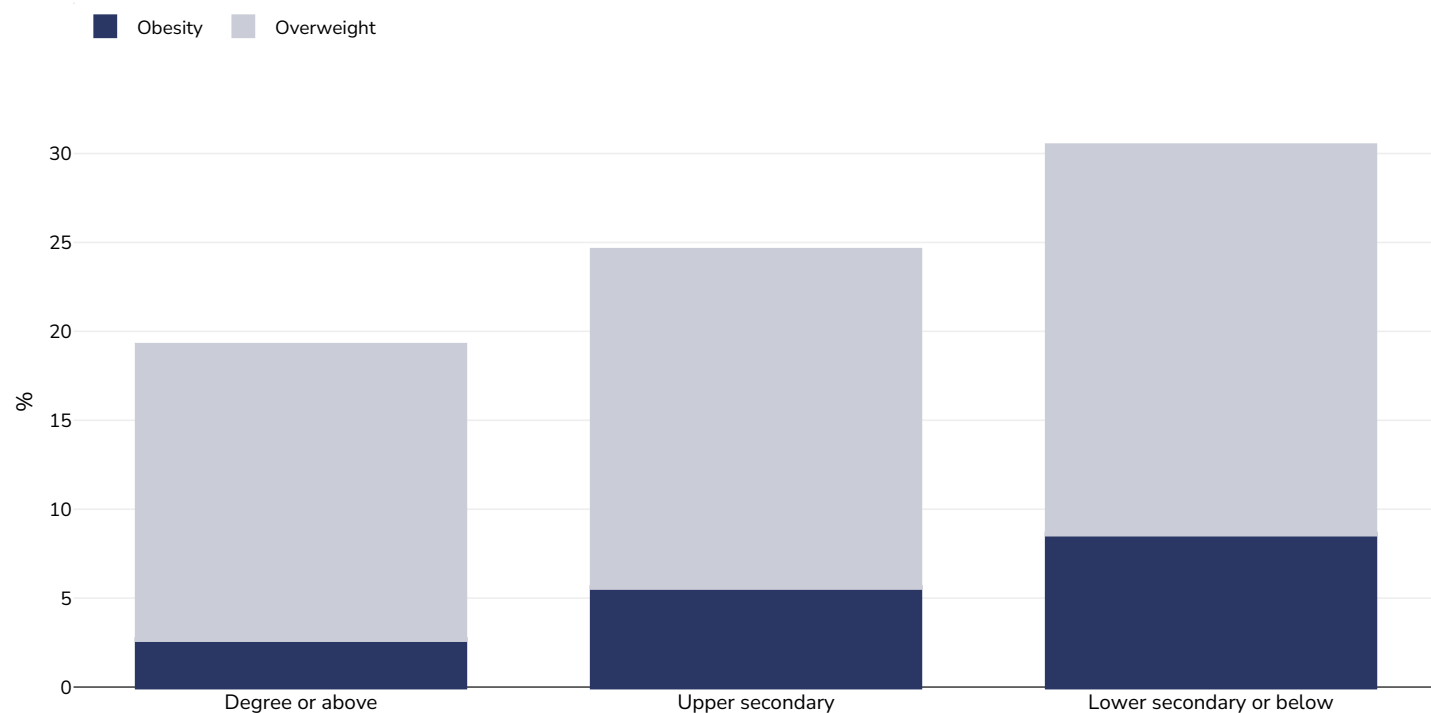
References: Health Survey Northern Ireland 2017/18. <https://www.health-ni.gov.uk/publications/health-survey-northern-ireland-first-results-201718> (last accessed 14.07.20)

Definitions: IOTF

Different methodologies may have been used to collect this data and so data from different surveys may not be strictly comparable. Please check with original data sources for methodologies used.

Overweight/obesity by education

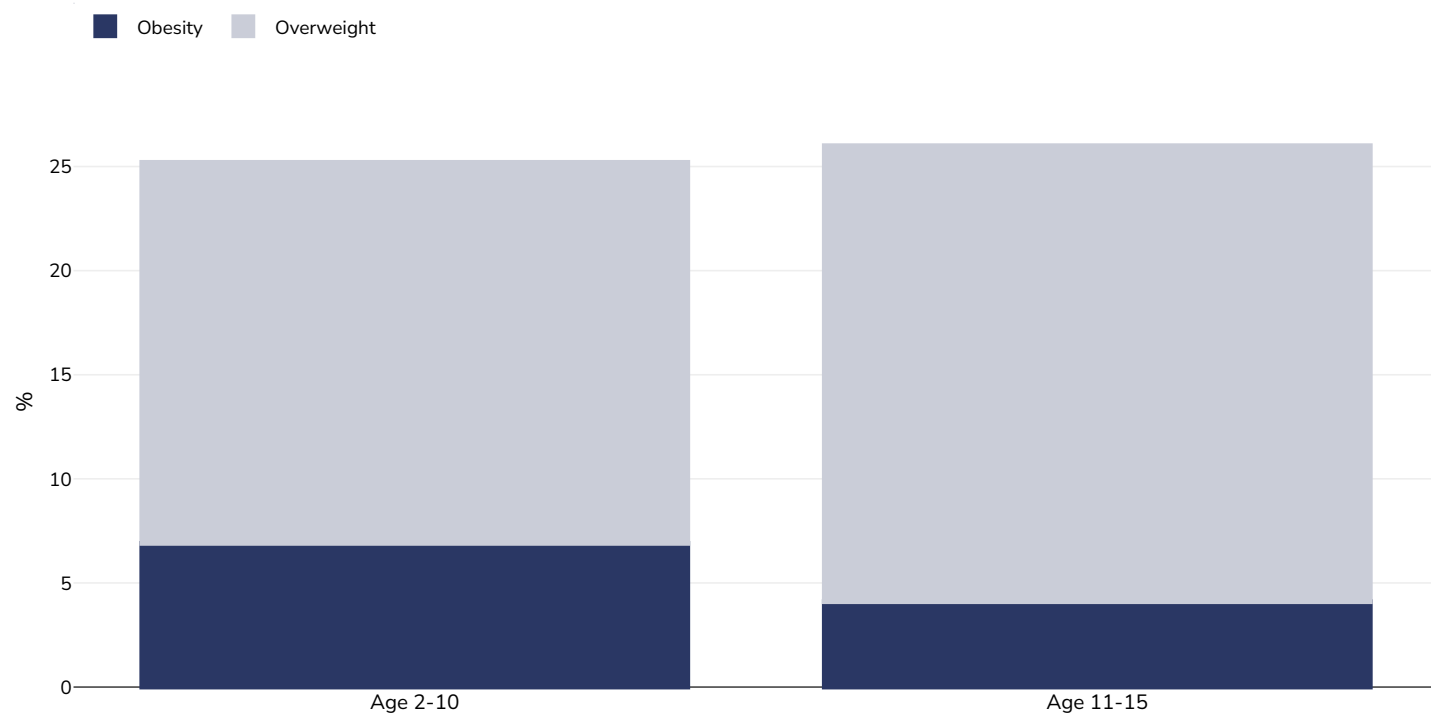
Children, 2007-2008



Survey type:	Measured
Age:	9
Sample size:	8568
References:	Walsh, Brendan, and John Cullinan. "Decomposing Socioeconomic Inequalities in Childhood Obesity: Evidence from Ireland." <i>Economics & Human Biology</i> , vol. 16, Jan. 2015, pp. 60–72, 10.1016/j.ehb.2014.01.003. Available at: https://www.sciencedirect.com/science/article/pii/S1570677X14000264 . Accessed 25 May 2021.
Notes:	Data from Growing Up in Ireland Study 2007/2008.
Cutoffs:	IOTF

Overweight/obesity by age

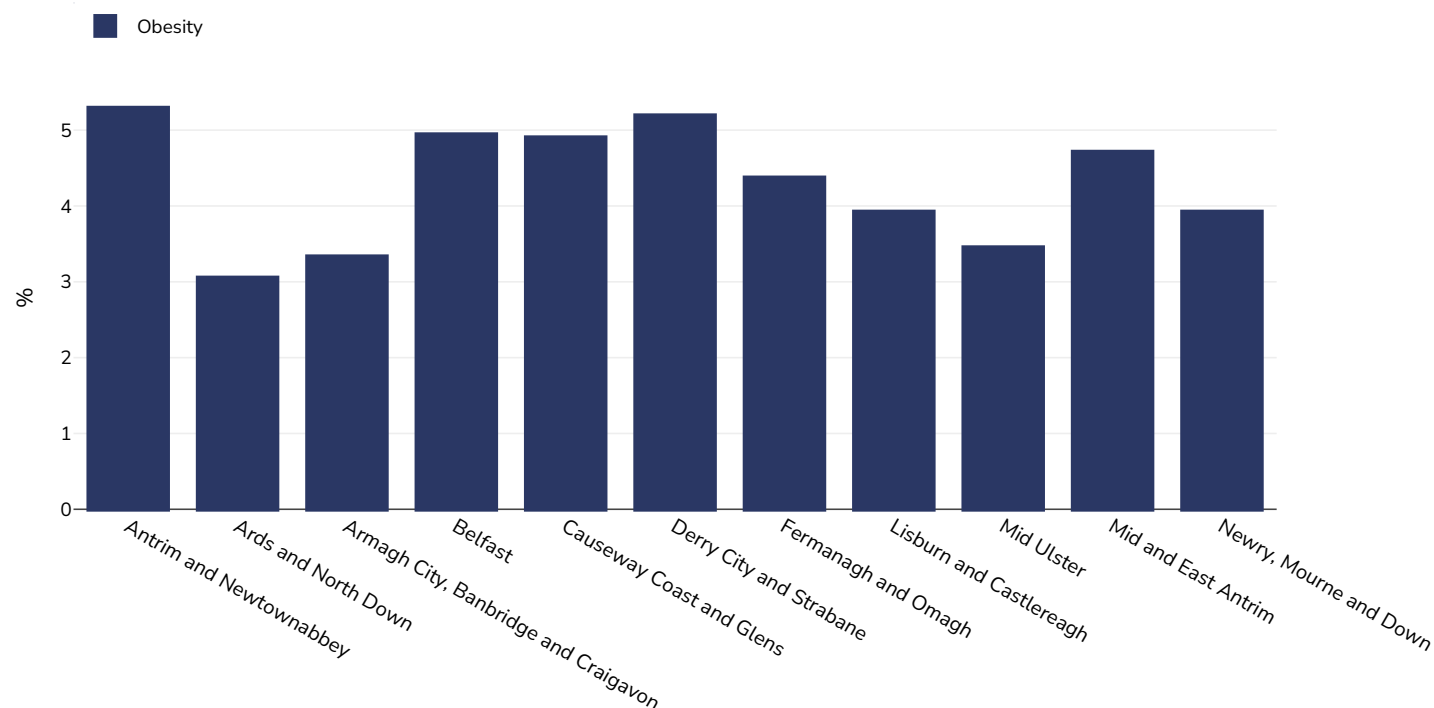
Children, 2019-2020



Survey type:	Measured
Sample size:	663
Area covered:	National
References:	Northern Ireland Health Survey 2019/20. Available at https://www.health-ni.gov.uk/publications/health-survey-northern-ireland-first-results-201920 (last accessed 02.03.21)
Cutoffs:	IOTF

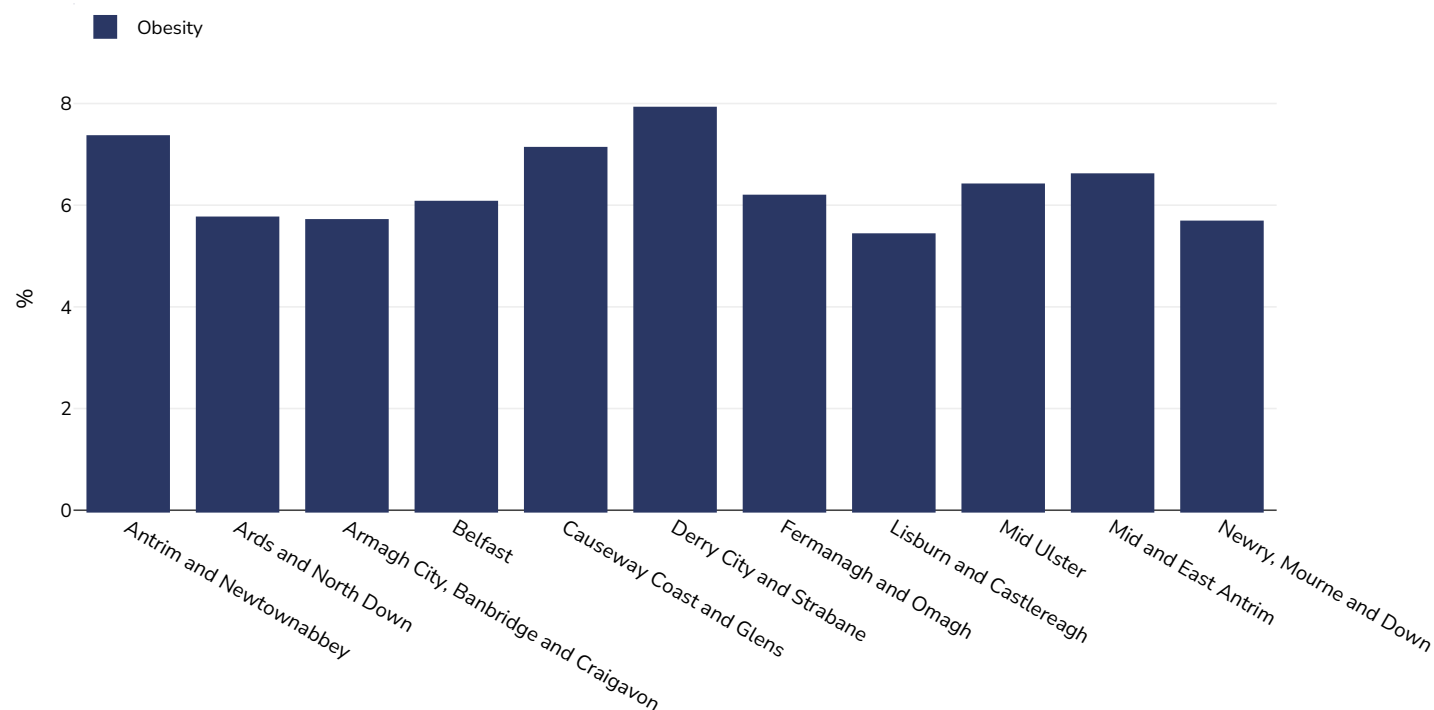
Overweight/obesity by region

Boys, 2016-2018



Survey type:	Measured
Age:	4-6
Area covered:	National
References:	Northern Ireland Statistics and Research Agency - Childhood BMI (administrative geographies). Available at: https://www.ninis2.nisra.gov.uk/public/PivotGrid.aspx?ds=9971&lh=73&yn=2010-2018&sk=134&sn=Health+and+Social+Care&yearfilter= . Last accessed: 19.04.21.
Cutoffs:	IOTF

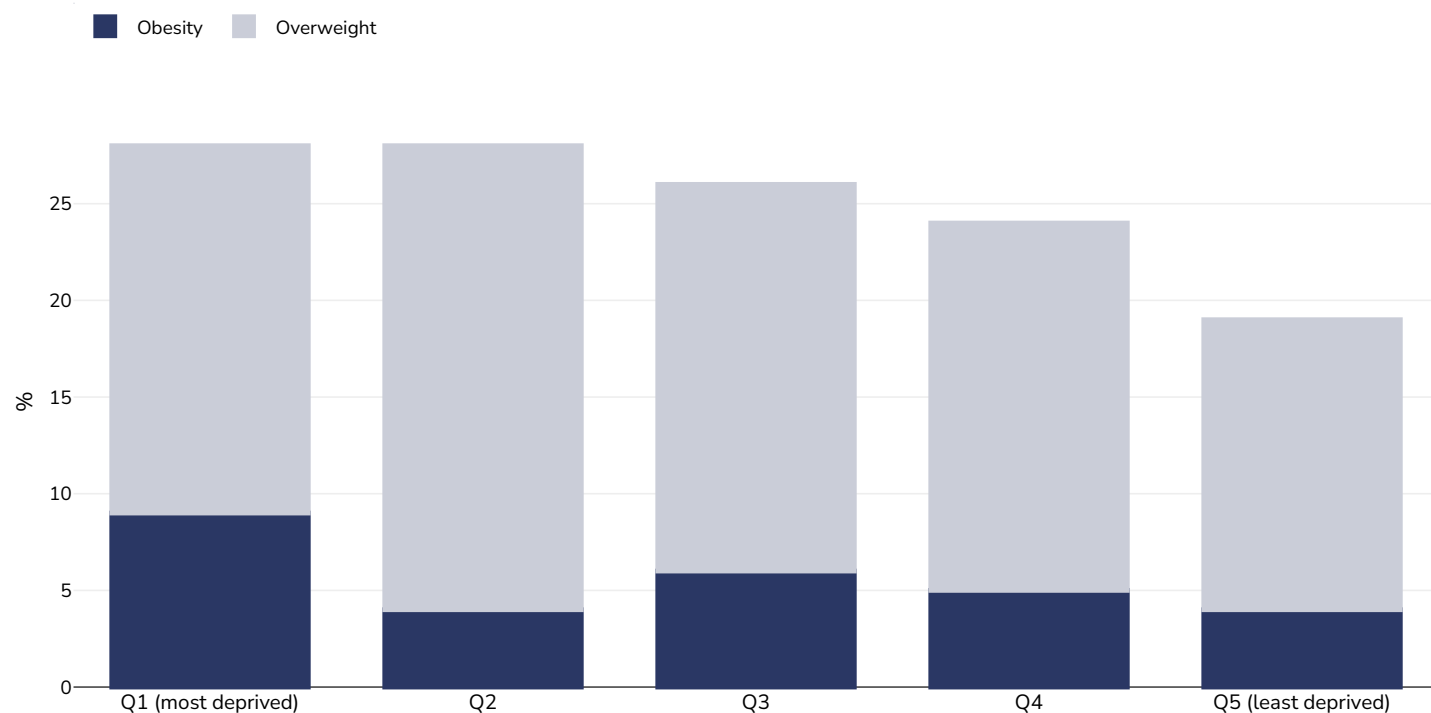
Girls, 2016-2018



Survey type:	Measured
Age:	4-6
Area covered:	National
References:	Northern Ireland Statistics and Research Agency - Childhood BMI (administrative geographies). Available at: https://www.ninis2.nisra.gov.uk/public/PivotGrid.aspx?ds=9971&lh=73&yn=2010-2018&sk=134&sn=Health+and+Social+Care&yearfilter= . Last accessed: 19.04.21.
Cutoffs:	IOTF

Overweight/obesity by socio-economic group

Children, 2012-2013



Survey type:	Measured
Age:	2-10
Area covered:	National
References:	Health Survey Northern Ireland: http://www.dhsspsni.gov.uk/index/statistics/lcb/obesity-and-diet.htm (last accessed 18 June 2015)
Cutoffs:	IOTF

PDF created on June 17, 2025