

# Report card

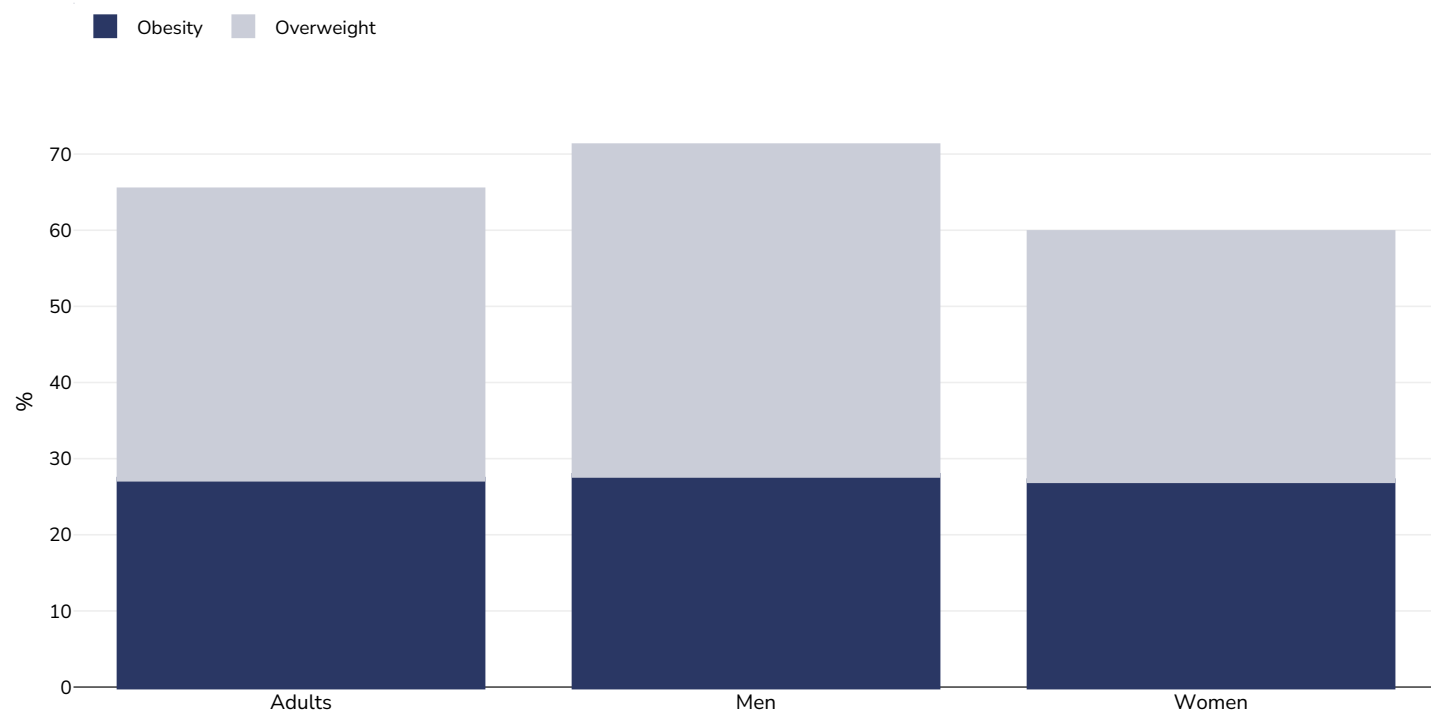
## Northern Ireland



Contents	Page
Obesity prevalence	2
Trend: % Adults living with obesity in Northern Ireland 2010-2019	4
Trend: % Adults living with overweight or obesity in Northern Ireland 2010-2019	6
Trend: % Children living with overweight or obesity in Northern Ireland 2010-2019	8
Overweight/obesity by education	10
Overweight/obesity by age	11
Overweight/obesity by region	13
Overweight/obesity by socio-economic group	16
Contextual factors	18

## Obesity prevalence

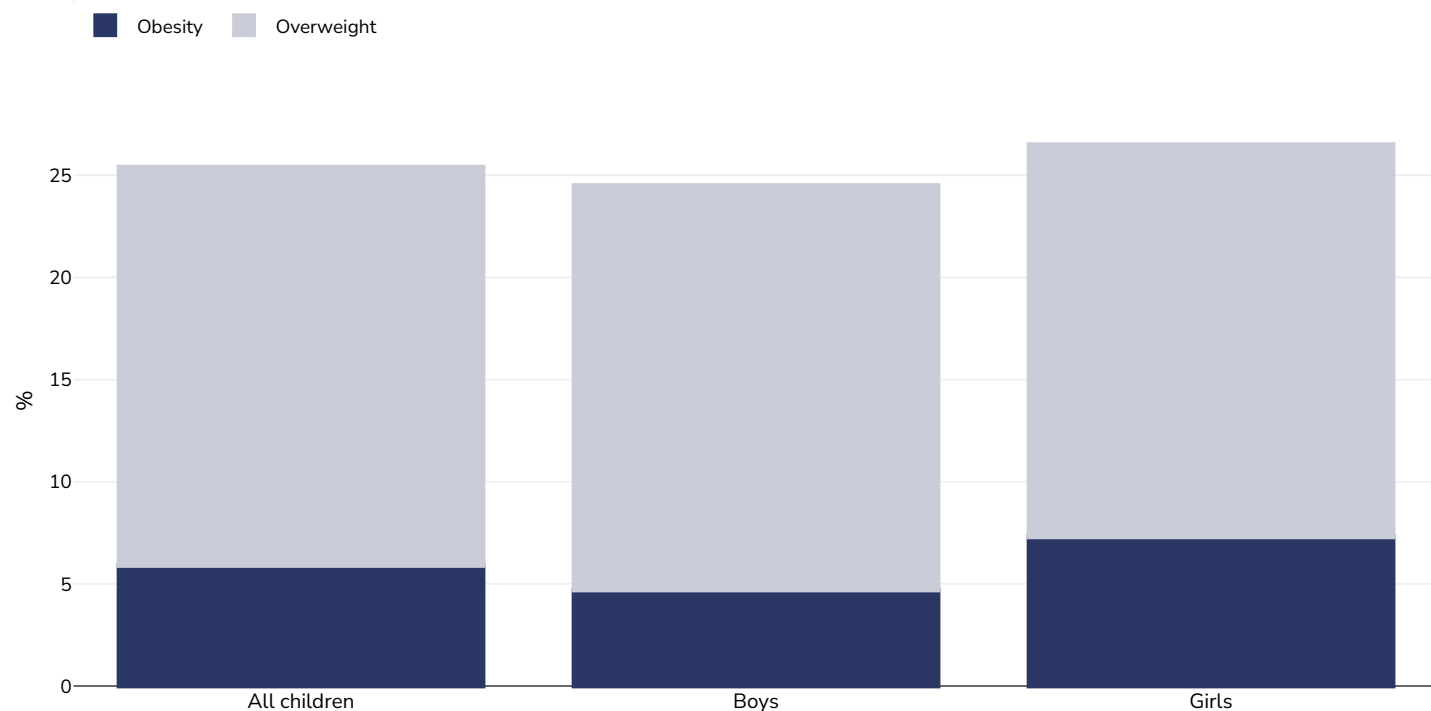
### Adults, 2019-2020



Survey type:	Measured
Age:	16+
Sample size:	3120
Area covered:	National
References:	Northern Ireland Health Survey 2019/20. Available at <a href="https://www.health-ni.gov.uk/publications/health-survey-northern-ireland-first-results-201920">https://www.health-ni.gov.uk/publications/health-survey-northern-ireland-first-results-201920</a> (last accessed 02.03.21)

*Unless otherwise noted, overweight refers to a BMI between 25kg and 29.9kg/m<sup>2</sup>, obesity refers to a BMI greater than 30kg/m<sup>2</sup>.*

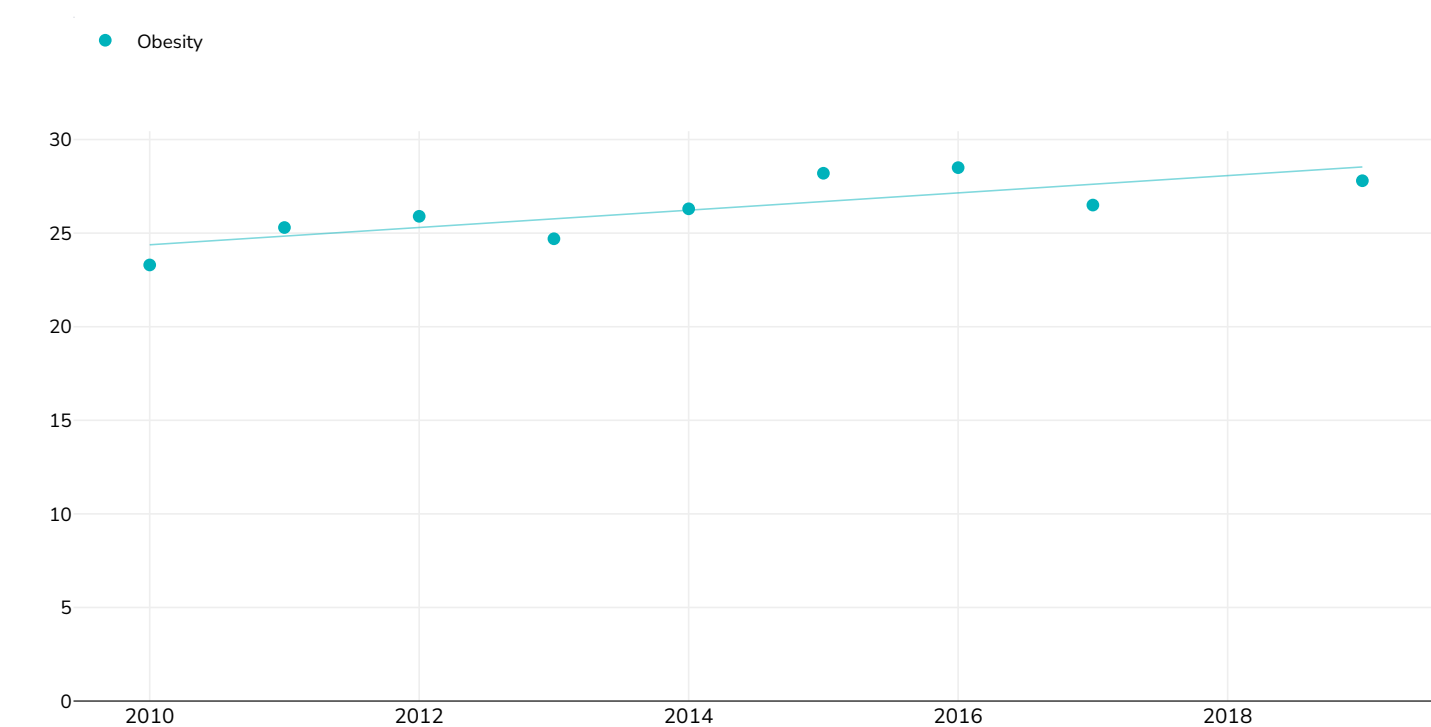
## Children, 2019-2020



Survey type:	Measured
Age:	2-15
Sample size:	663
Area covered:	National
References:	Northern Ireland Health Survey 2019/20. Available at <a href="https://www.health-ni.gov.uk/publications/health-survey-northern-ireland-first-results-201920">https://www.health-ni.gov.uk/publications/health-survey-northern-ireland-first-results-201920</a> (last accessed 02.03.21)
Cutoffs:	IOTF

## % Adults living with obesity in Northern Ireland 2010-2019

### Men



Survey  
type:

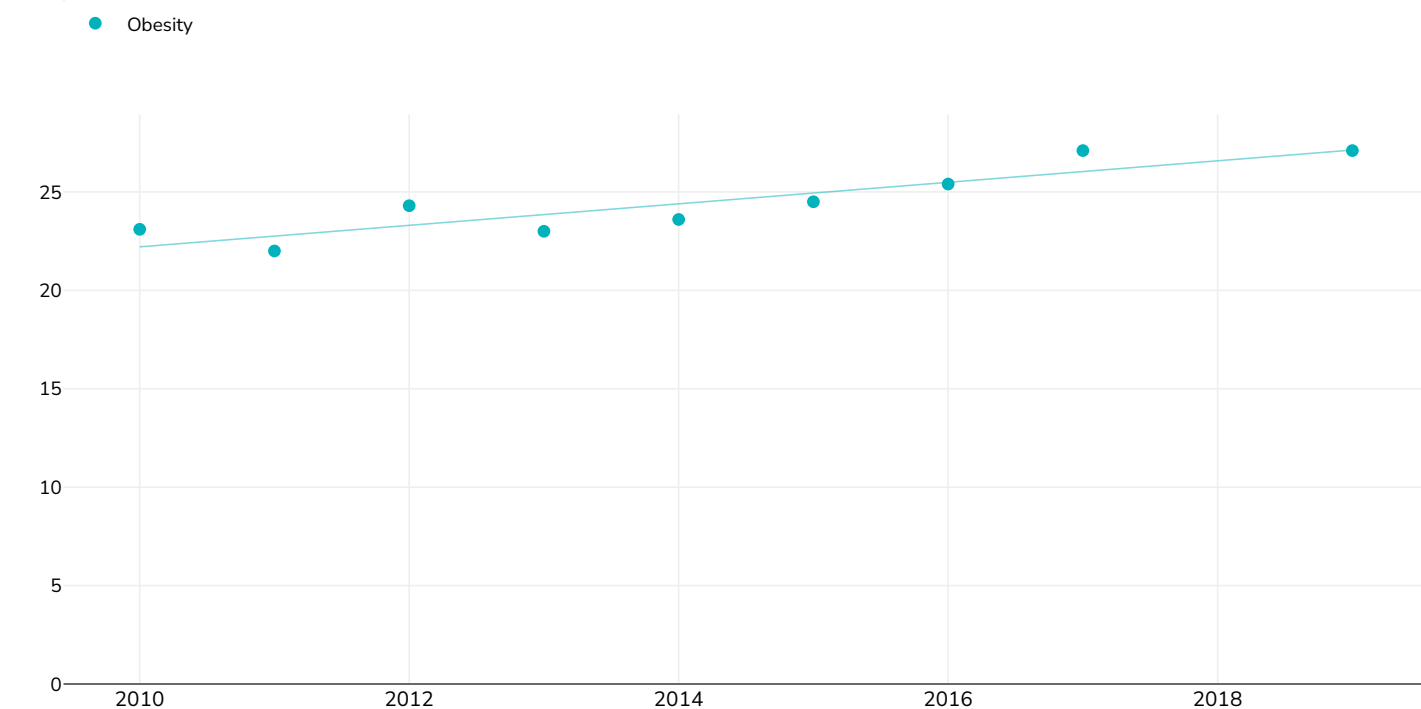
Measured

References: 2010, 2011, 2012, 2013, 2014, 2015, 2016, 2017: Health Survey Northern Ireland 2017/18. <https://www.health-ni.gov.uk/publications/health-survey-northern-ireland-first-results-201718> (last accessed 14.07.20)  
2019: Northern Ireland Health Survey 2019/20. Available at <https://www.health-ni.gov.uk/publications/health-survey-northern-ireland-first-results-201920> (last accessed 02.03.21)

*Unless otherwise noted, overweight refers to a BMI between 25kg and 29.9kg/m<sup>2</sup>, obesity refers to a BMI greater than 30kg/m<sup>2</sup>.*

*Different methodologies may have been used to collect this data and so data from different surveys may not be strictly comparable. Please check with original data sources for methodologies used.*

## Women



Survey  
type:

Measured

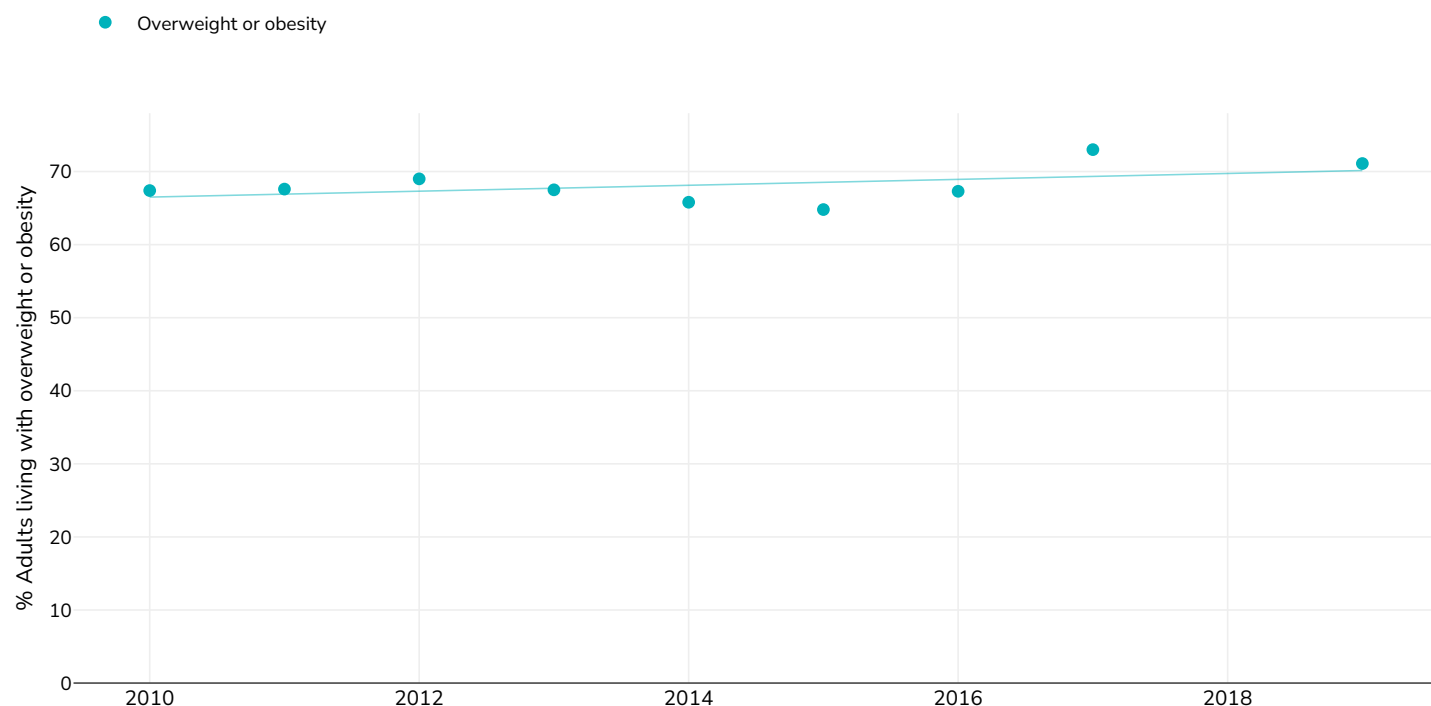
References: 2010, 2011, 2012, 2013, 2014, 2015, 2016, 2017: Health Survey Northern Ireland 2017/18. <https://www.health-ni.gov.uk/publications/health-survey-northern-ireland-first-results-201718> (last accessed 14.07.20)  
2019: Northern Ireland Health Survey 2019/20. Available at <https://www.health-ni.gov.uk/publications/health-survey-northern-ireland-first-results-201920> (last accessed 02.03.21)

*Unless otherwise noted, overweight refers to a BMI between 25kg and 29.9kg/m<sup>2</sup>, obesity refers to a BMI greater than 30kg/m<sup>2</sup>.*

*Different methodologies may have been used to collect this data and so data from different surveys may not be strictly comparable. Please check with original data sources for methodologies used.*

## % Adults living with overweight or obesity in Northern Ireland 2010-2019

### Men



Survey  
type:

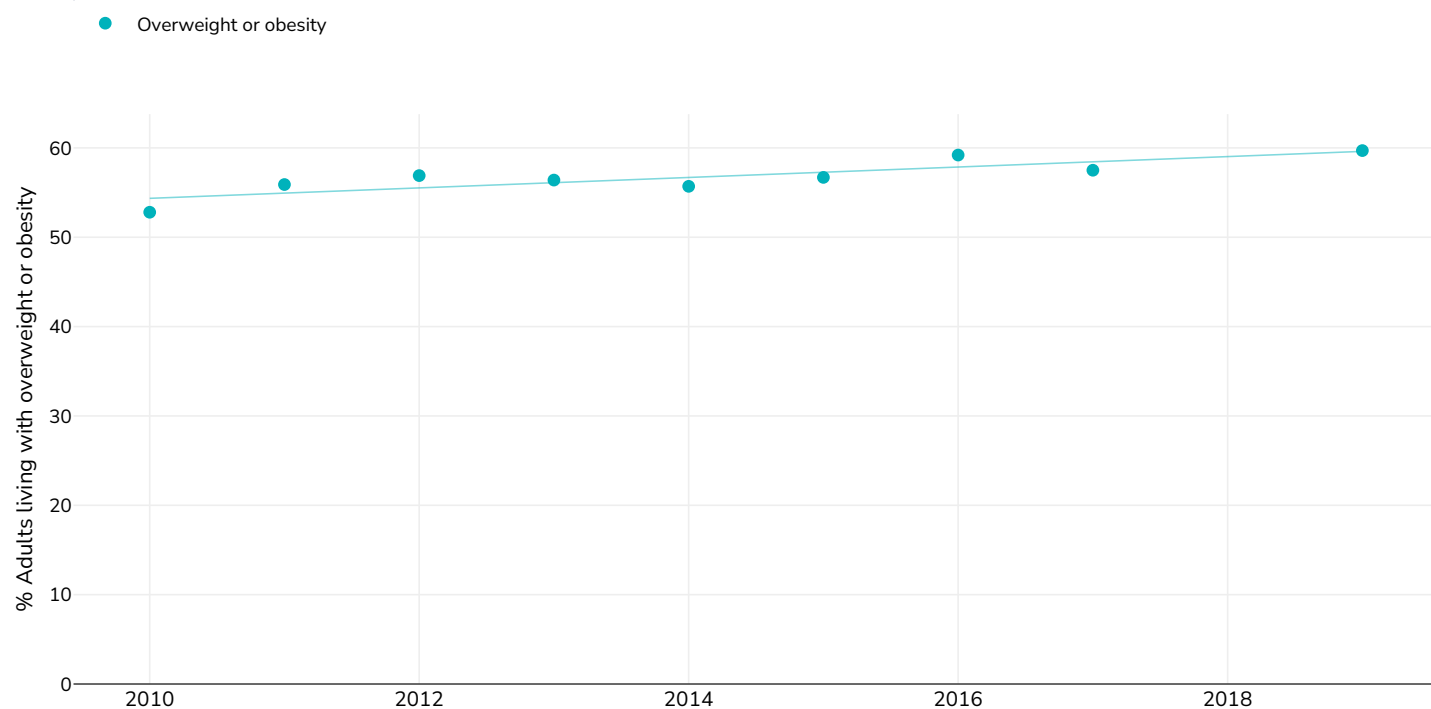
Measured

References: 2010, 2011, 2012, 2013, 2014, 2015, 2016, 2017: Health Survey Northern Ireland 2017/18. <https://www.health-ni.gov.uk/publications/health-survey-northern-ireland-first-results-201718> (last accessed 14.07.20)  
2019: Northern Ireland Health Survey 2019/20. Available at <https://www.health-ni.gov.uk/publications/health-survey-northern-ireland-first-results-201920> (last accessed 02.03.21)

*Unless otherwise noted, overweight refers to a BMI between 25kg and 29.9kg/m<sup>2</sup>, obesity refers to a BMI greater than 30kg/m<sup>2</sup>.*

*Different methodologies may have been used to collect this data and so data from different surveys may not be strictly comparable. Please check with original data sources for methodologies used.*

## Women



Survey  
type:

Measured

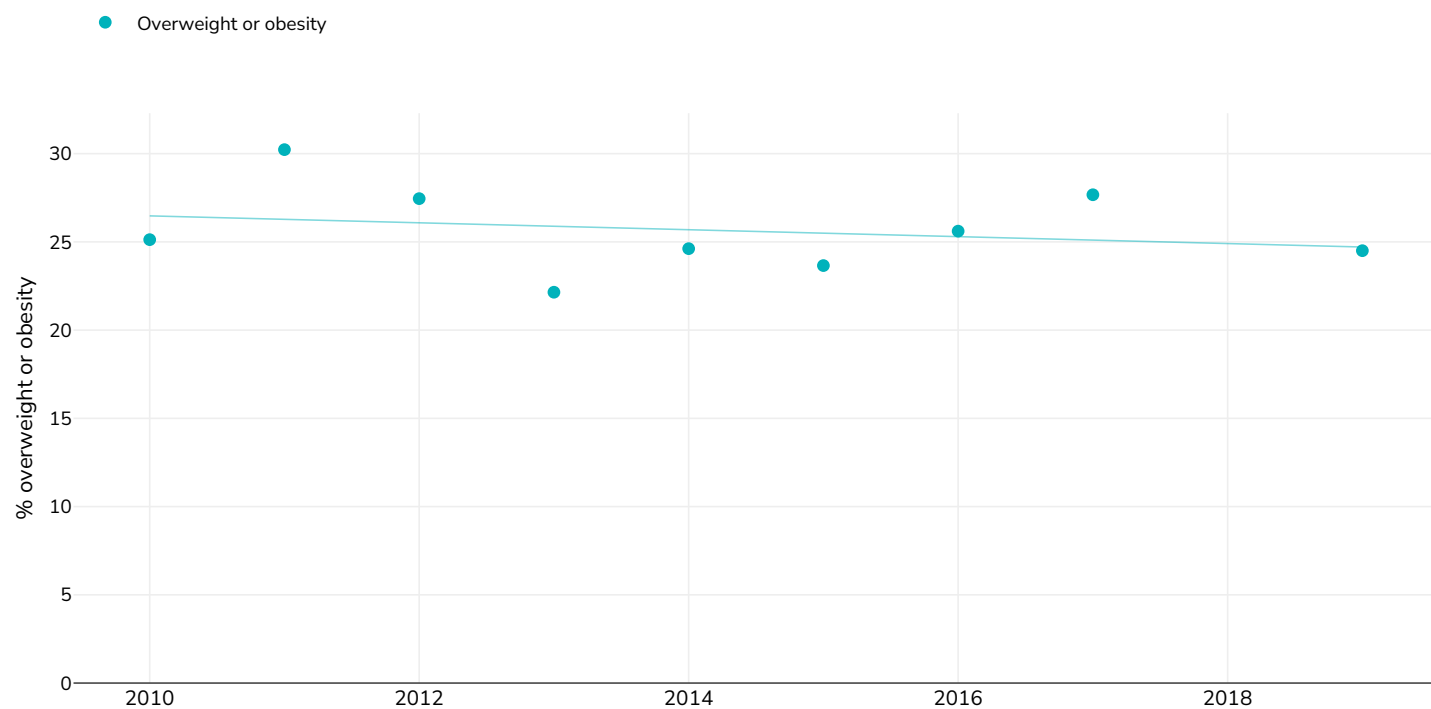
References: 2010, 2011, 2012, 2013, 2014, 2015, 2016, 2017: Health Survey Northern Ireland 2017/18. <https://www.health-ni.gov.uk/publications/health-survey-northern-ireland-first-results-201718> (last accessed 14.07.20)  
2019: Northern Ireland Health Survey 2019/20. Available at <https://www.health-ni.gov.uk/publications/health-survey-northern-ireland-first-results-201920> (last accessed 02.03.21)

*Unless otherwise noted, overweight refers to a BMI between 25kg and 29.9kg/m<sup>2</sup>, obesity refers to a BMI greater than 30kg/m<sup>2</sup>.*

*Different methodologies may have been used to collect this data and so data from different surveys may not be strictly comparable. Please check with original data sources for methodologies used.*

## % Children living with overweight or obesity in Northern Ireland 2010-2019

### Boys



Survey type:

Measured

References:

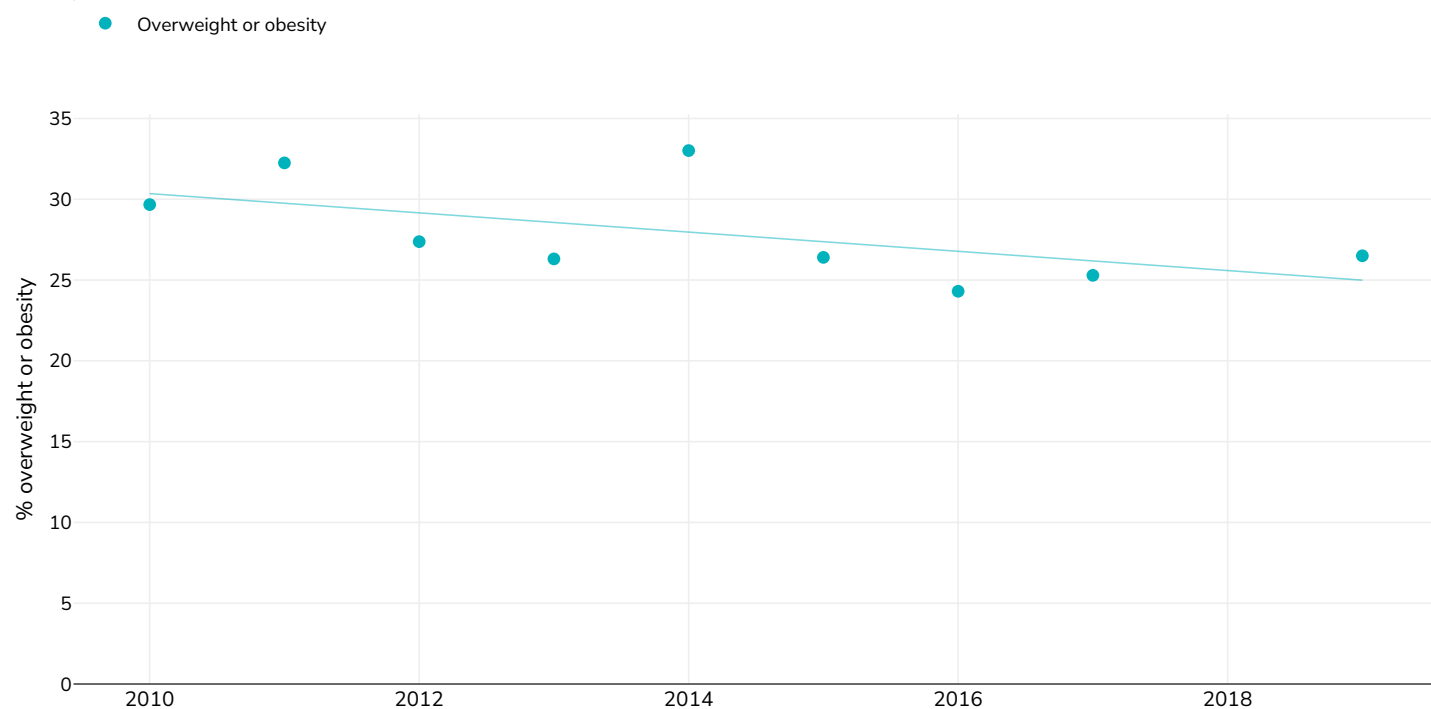
Health Survey Northern Ireland 2017/18. <https://www.health-ni.gov.uk/publications/health-survey-northern-ireland-first-results-201718> (last accessed 14.07.20)

Definitions:

IOTF

*Different methodologies may have been used to collect this data and so data from different surveys may not be strictly comparable. Please check with original data sources for methodologies used.*

## Girls



Survey type: Measured

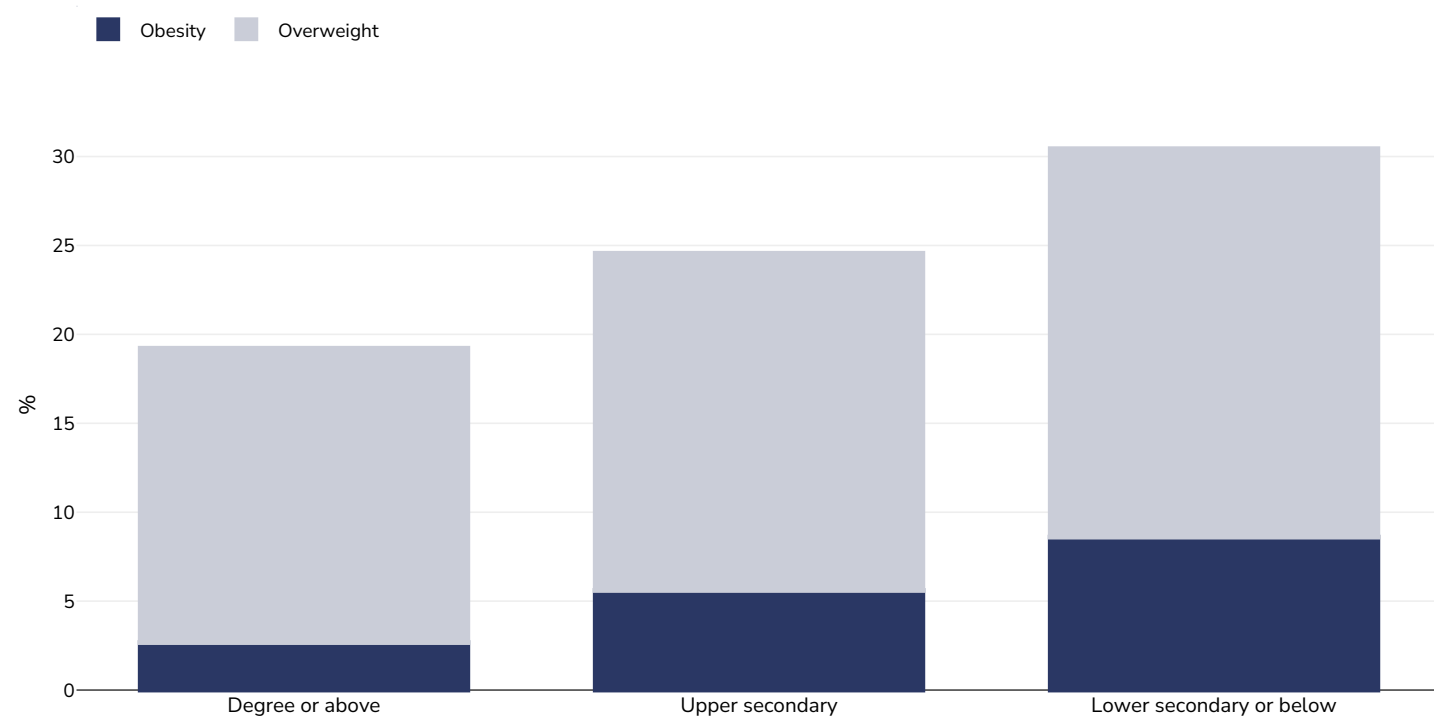
References: Health Survey Northern Ireland 2017/18. <https://www.health-ni.gov.uk/publications/health-survey-northern-ireland-first-results-201718> (last accessed 14.07.20)

Definitions: IOTF

*Different methodologies may have been used to collect this data and so data from different surveys may not be strictly comparable. Please check with original data sources for methodologies used.*

# Overweight/obesity by education

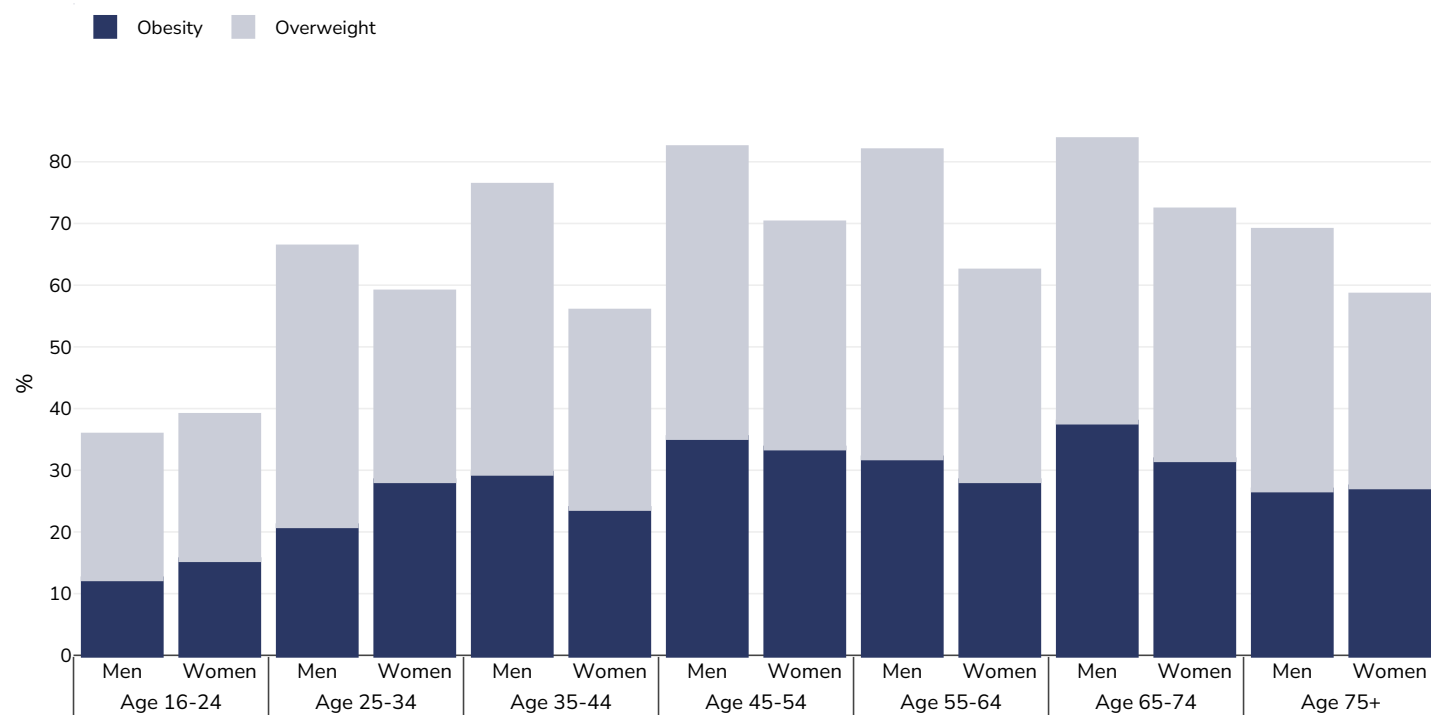
## Children, 2007-2008



Survey type:	Measured
Age:	9
Sample size:	8568
References:	Walsh, Brendan, and John Cullinan. "Decomposing Socioeconomic Inequalities in Childhood Obesity: Evidence from Ireland." <i>Economics &amp; Human Biology</i> , vol. 16, Jan. 2015, pp. 60–72, 10.1016/j.ehb.2014.01.003. Available at: <a href="https://www.sciencedirect.com/science/article/pii/S1570677X14000264">https://www.sciencedirect.com/science/article/pii/S1570677X14000264</a> . Accessed 25 May 2021.
Notes:	Data from Growing Up in Ireland Study 2007/2008.
Cutoffs:	IOTF

## Overweight/obesity by age

### Adults, 2019-2020



Survey type: Measured

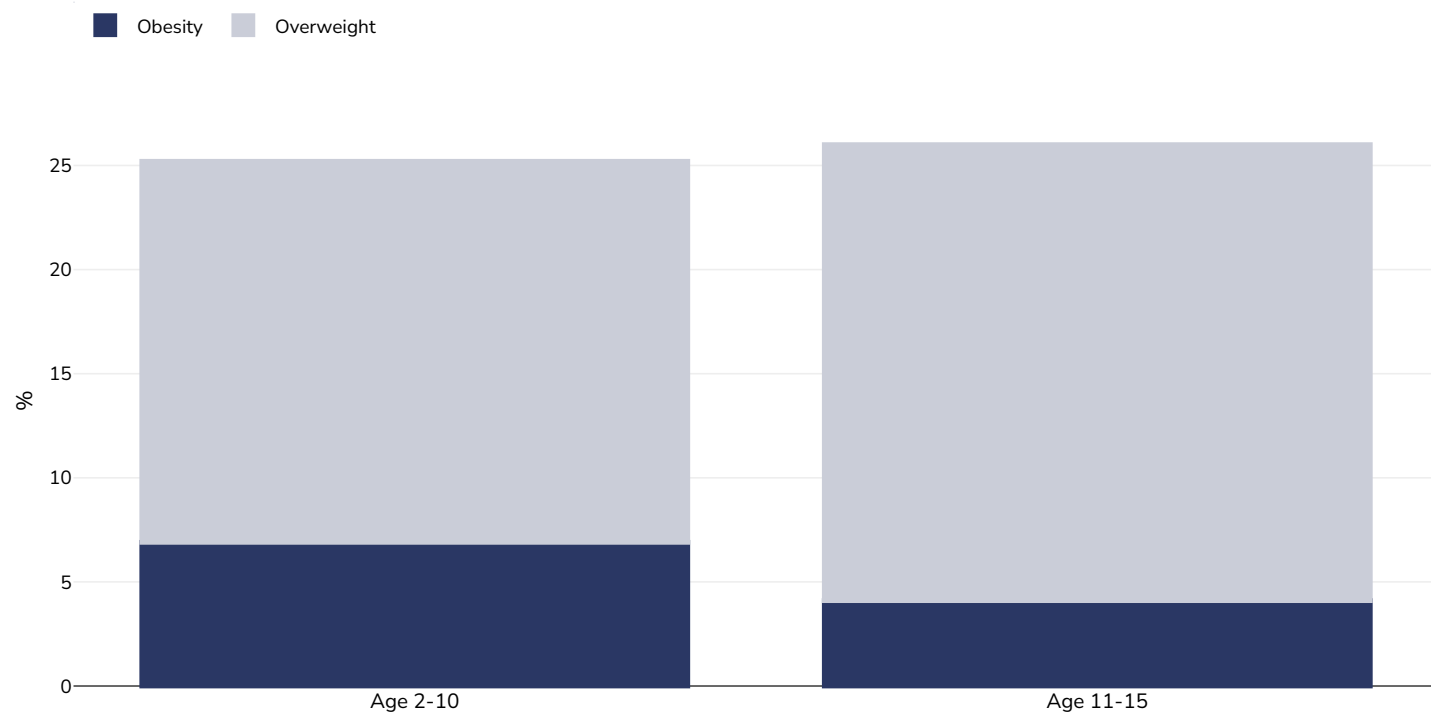
Sample size: 3120

Area covered: National

References: Northern Ireland Health Survey 2019/20. Available at <https://www.health-ni.gov.uk/publications/health-survey-northern-ireland-first-results-201920> (last accessed 02.03.21)

*Unless otherwise noted, overweight refers to a BMI between 25kg and 29.9kg/m<sup>2</sup>, obesity refers to a BMI greater than 30kg/m<sup>2</sup>.*

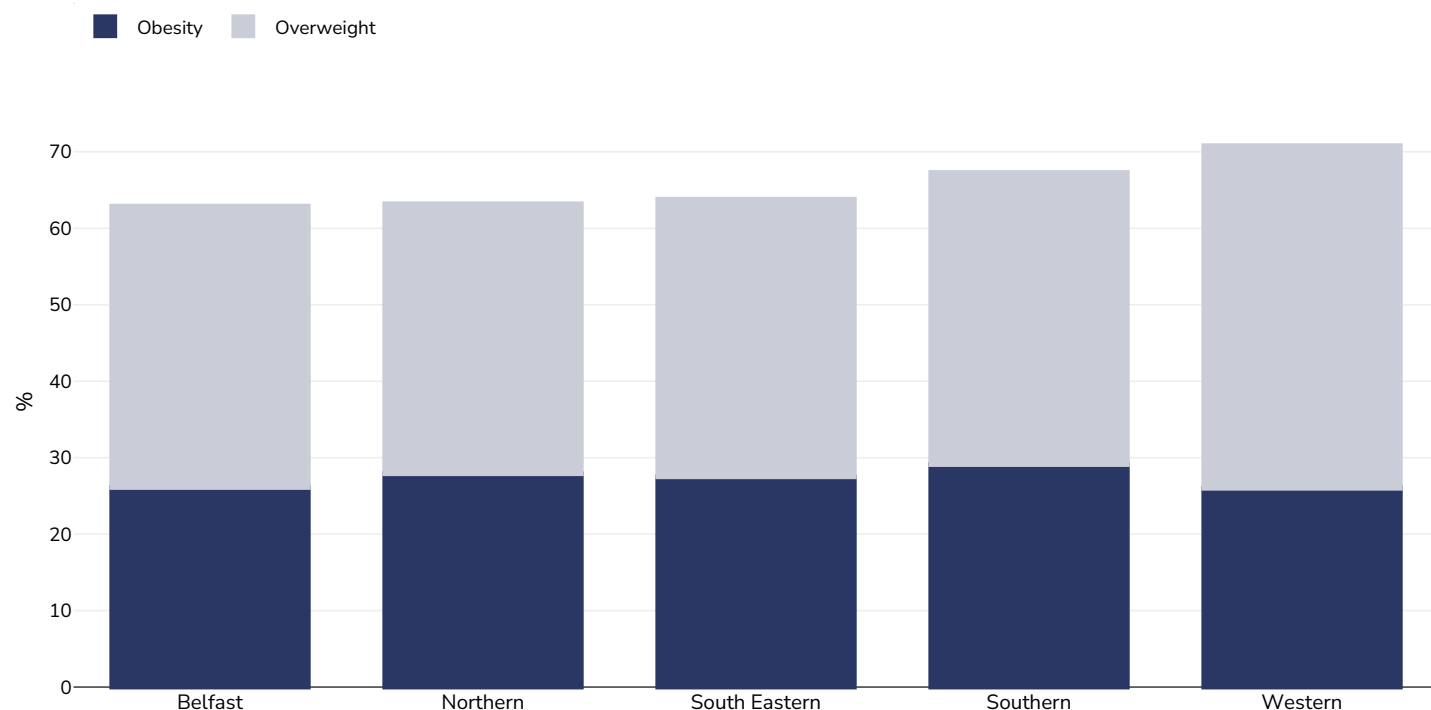
## Children, 2019-2020



Survey type:	Measured
Sample size:	663
Area covered:	National
References:	Northern Ireland Health Survey 2019/20. Available at <a href="https://www.health-ni.gov.uk/publications/health-survey-northern-ireland-first-results-201920">https://www.health-ni.gov.uk/publications/health-survey-northern-ireland-first-results-201920</a> (last accessed 02.03.21)
Cutoffs:	IOTF

## Overweight/obesity by region

Adults, 2019-2020

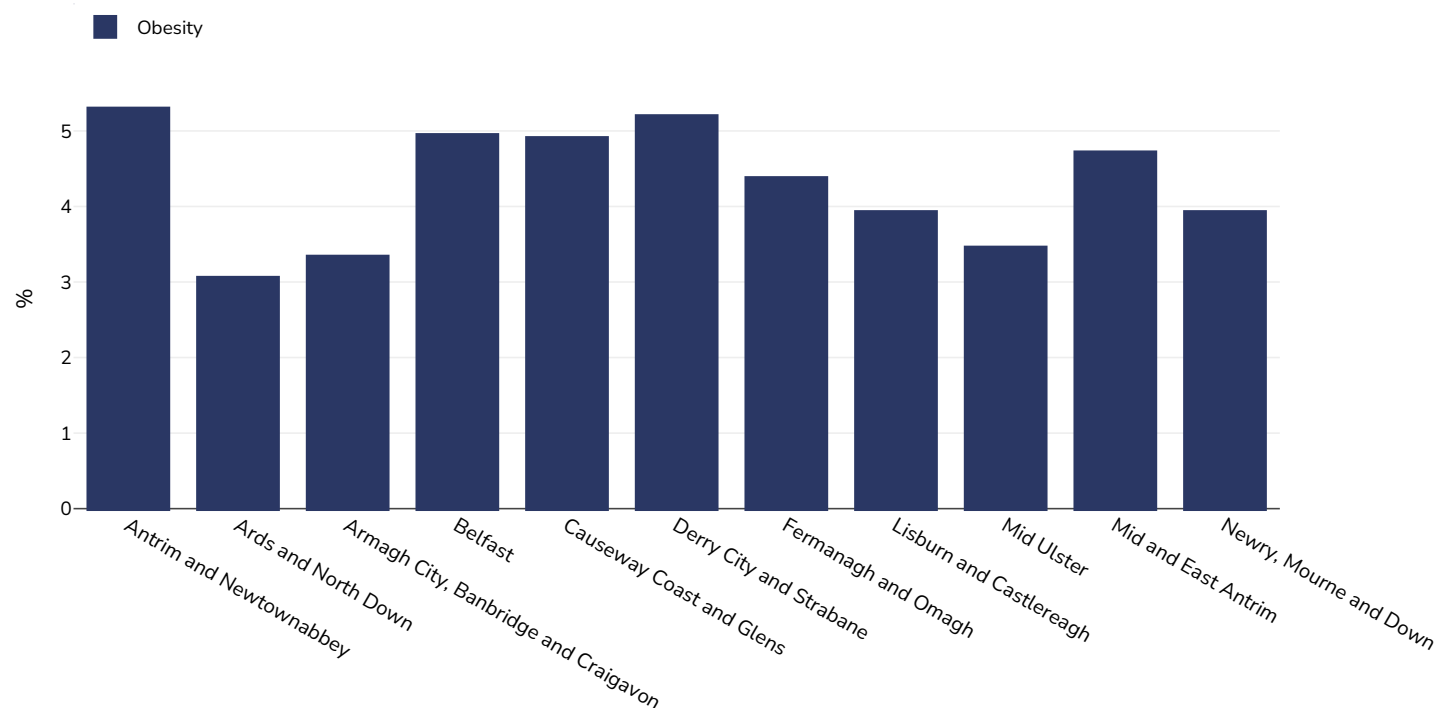


Survey type:	Measured
Age:	16+
Sample size:	3120
Area covered:	National

References: Northern Ireland Health Survey 2019/20. Available at <https://www.health-ni.gov.uk/publications/health-survey-northern-ireland-first-results-201920> (last accessed 02.03.21)

*Unless otherwise noted, overweight refers to a BMI between 25kg and 29.9kg/m<sup>2</sup>, obesity refers to a BMI greater than 30kg/m<sup>2</sup>.*

## Boys, 2016-2018



Survey type: Measured

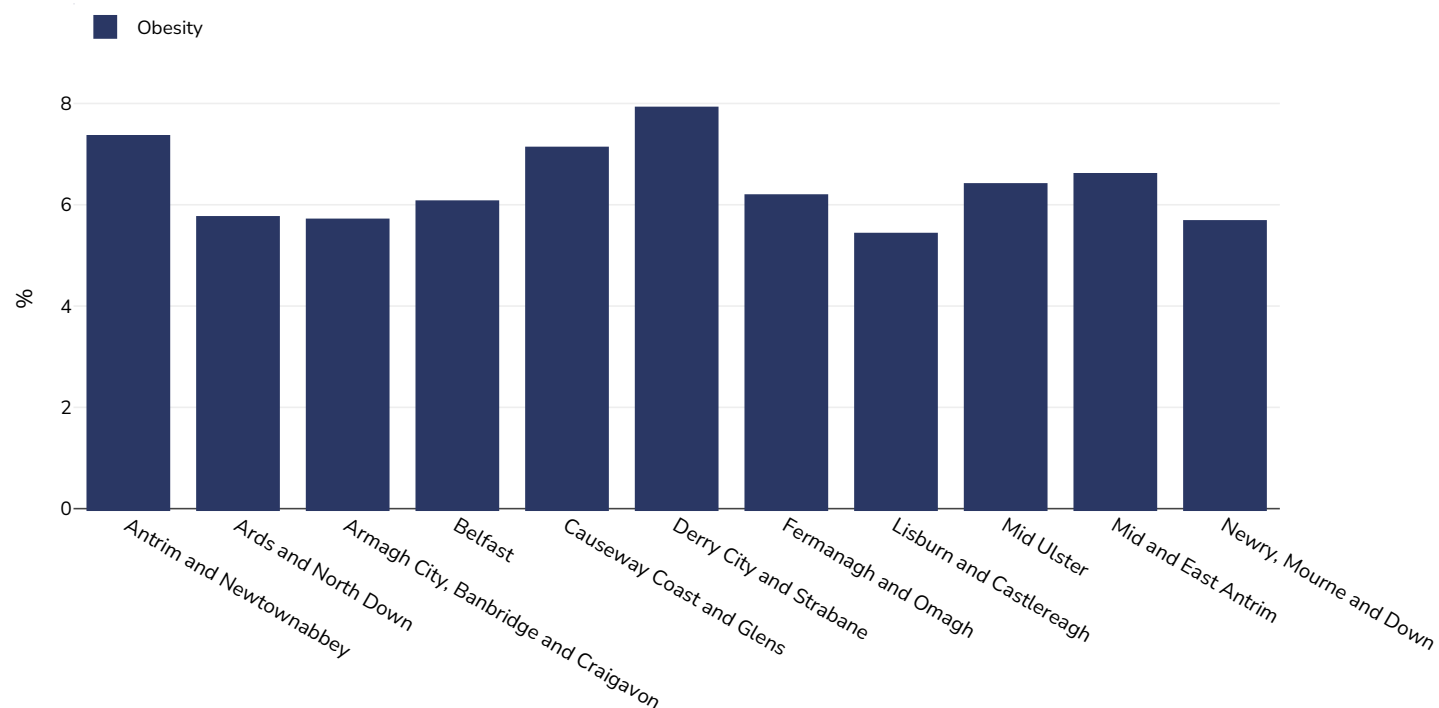
Age: 4-6

Area covered: National

References: Northern Ireland Statistics and Research Agency - Childhood BMI (administrative geographies). Available at: <https://www.ninis2.nisra.gov.uk/public/PivotGrid.aspx?ds=9971&lh=73&yn=2010-2018&sk=134&sn=Health+and+Social+Care&yearfilter=->. Last accessed: 19.04.21.

Cutoffs: IOTF

## Girls, 2016-2018



Survey type: Measured

Age: 4-6

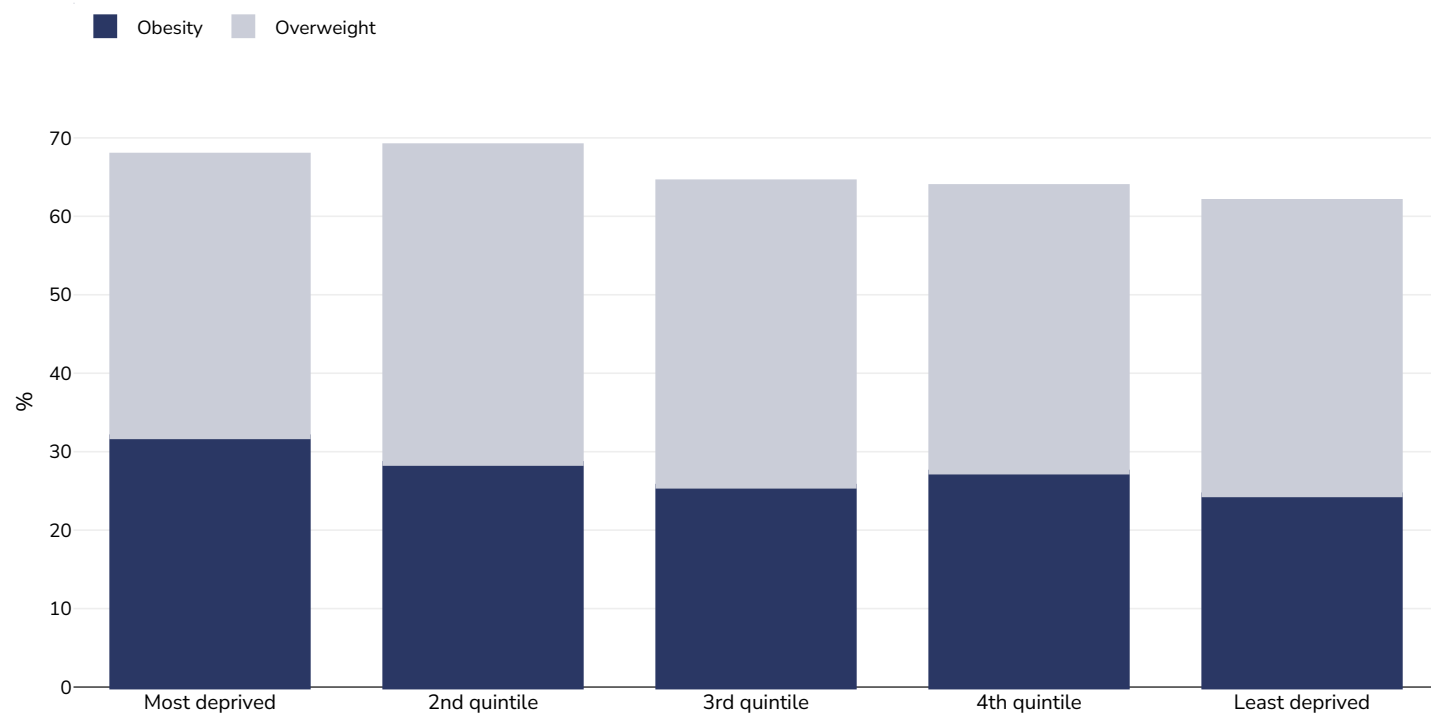
Area covered: National

References: Northern Ireland Statistics and Research Agency - Childhood BMI (administrative geographies). Available at: <https://www.ninis2.nisra.gov.uk/public/PivotGrid.aspx?ds=9971&lh=73&yn=2010-2018&sk=134&sn=Health+and+Social+Care&yearfilter=>. Last accessed: 19.04.21.

Cutoffs: IOTF

## Overweight/obesity by socio-economic group

Adults, 2019-2020



Survey type: Measured

Age: 16+

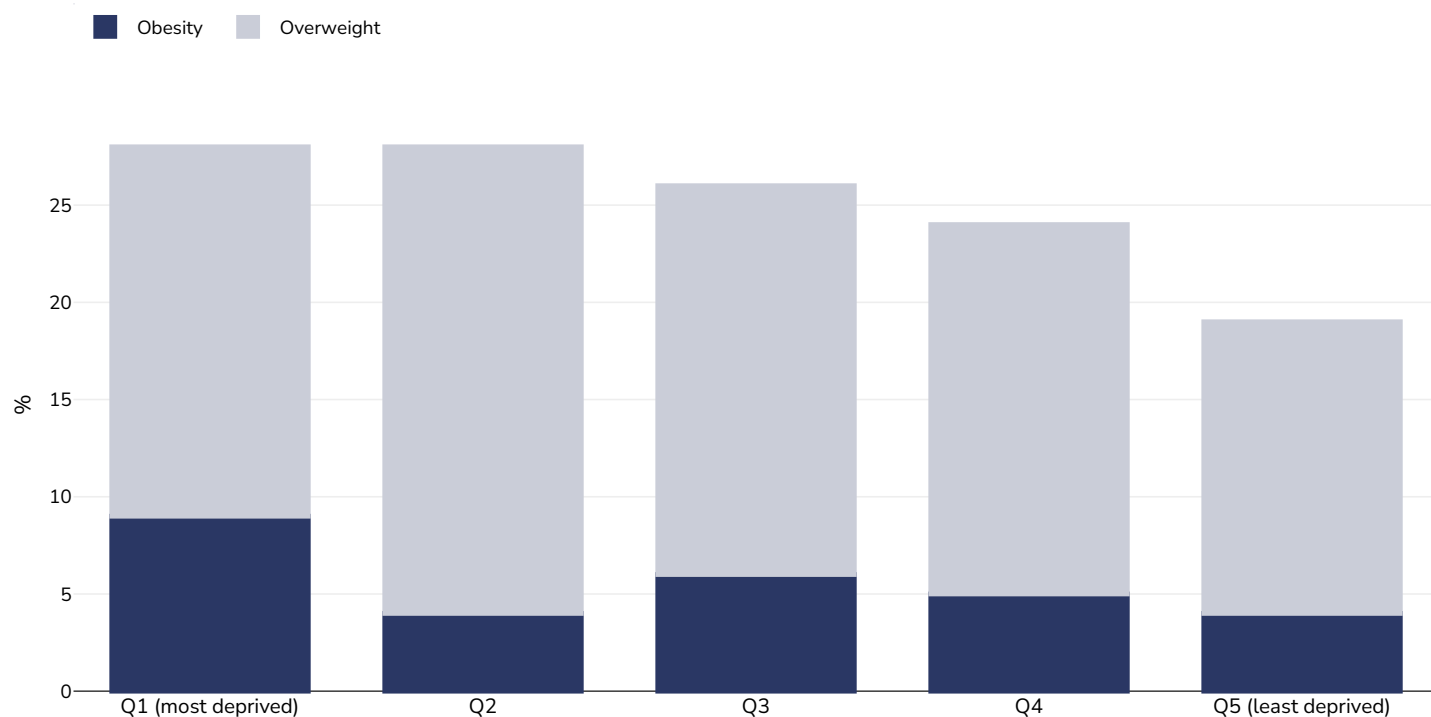
Sample size: 3120

Area covered: National

References: Northern Ireland Health Survey 2019/20. Available at <https://www.health-ni.gov.uk/publications/health-survey-northern-ireland-first-results-201920> (last accessed 02.03.21)

*Unless otherwise noted, overweight refers to a BMI between 25kg and 29.9kg/m<sup>2</sup>, obesity refers to a BMI greater than 30kg/m<sup>2</sup>.*

## Children, 2012-2013



Survey type: Measured

Age: 2-10

Area covered: National

References: Health Survey Northern Ireland: <http://www.dhsspsni.gov.uk/index/statistics/lcb/obesity-and-diet.htm> (last accessed 18 June 2015)

Cutoffs: IOTF

## Contextual factors

**Disclaimer:** These contextual factors should be interpreted with care. Results are updated as regularly as possible and use very specific criteria. The criteria used and full definitions are available for download at the bottom of this page.



### Labelling

Is there mandatory nutrition labelling?	✓
Front-of-package labelling?	✓
Back-of-pack nutrition declaration?	✓
Color coding?	✓
Warning label?	✗



## Regulation and marketing

<b>Are there fiscal policies on unhealthy products?</b>	✓
Tax on unhealthy foods?	✗
Tax on unhealthy drinks?	✓
<b>Are there fiscal policies on healthy products?</b>	✗
Subsidy on fruits?	✗
Subsidy on vegetables?	✗
Subsidy on other healthy products?	✗
<b>Mandatory limit or ban of trans fat (all settings)?</b>	✓
Mandatory limit of trans fats in place (all settings)?	✓
Ban on trans-fats or phos in place (all settings)?	✗
<b>Are there any mandatory policies/marketing restrictions on the promotion of unhealthy food/drinks to children?</b>	✓
Mandatory restriction on broadcast media?	✓
Mandatory restriction on non-broadcast media?	✓
Voluntary policies/marketing restrictions on the promotion of unhealthy food/drinks to children?	✓
<b>Are there mandatory standards for food in schools?</b>	✓
<b>Are there any mandatory nutrient limits in any manufactured food products?</b>	✗
<b>Nutrition standards for public sector procurement?</b>	✗



## Political will and support

National obesity strategy or nutrition and physical activity national strategy?	✓
National obesity strategy?	✓
National childhood obesity strategy?	✓
Comprehensive nutrition strategy?	✗
Comprehensive physical activity strategy?	✗
Evidence-based dietary guidelines and/or RDAs?	✓
National target(s) on reducing obesity?	✓
Guidelines/policy on obesity treatment?	✓
Promotion of breastfeeding?	✓



## Monitoring and surveillance

Monitoring of the prevalence and incidence for the main obesity-related NCDs and risk factors?	✓
Within 5 years?	✓



## Governance and resource

Multi-sectoral national co-ordination mechanism for obesity or nutrition (including obesity)?	✗
---	---

### Key

✓ Present	✓ <sub>v</sub> Present (voluntary)	✓ Incoming	✗ Absent	? Unknown
-----------	---------------------------------------	------------	----------	-----------

Last updated September 13, 2022

PDF created on October 5, 2024