



# North Korea



## Country report card - under-5s

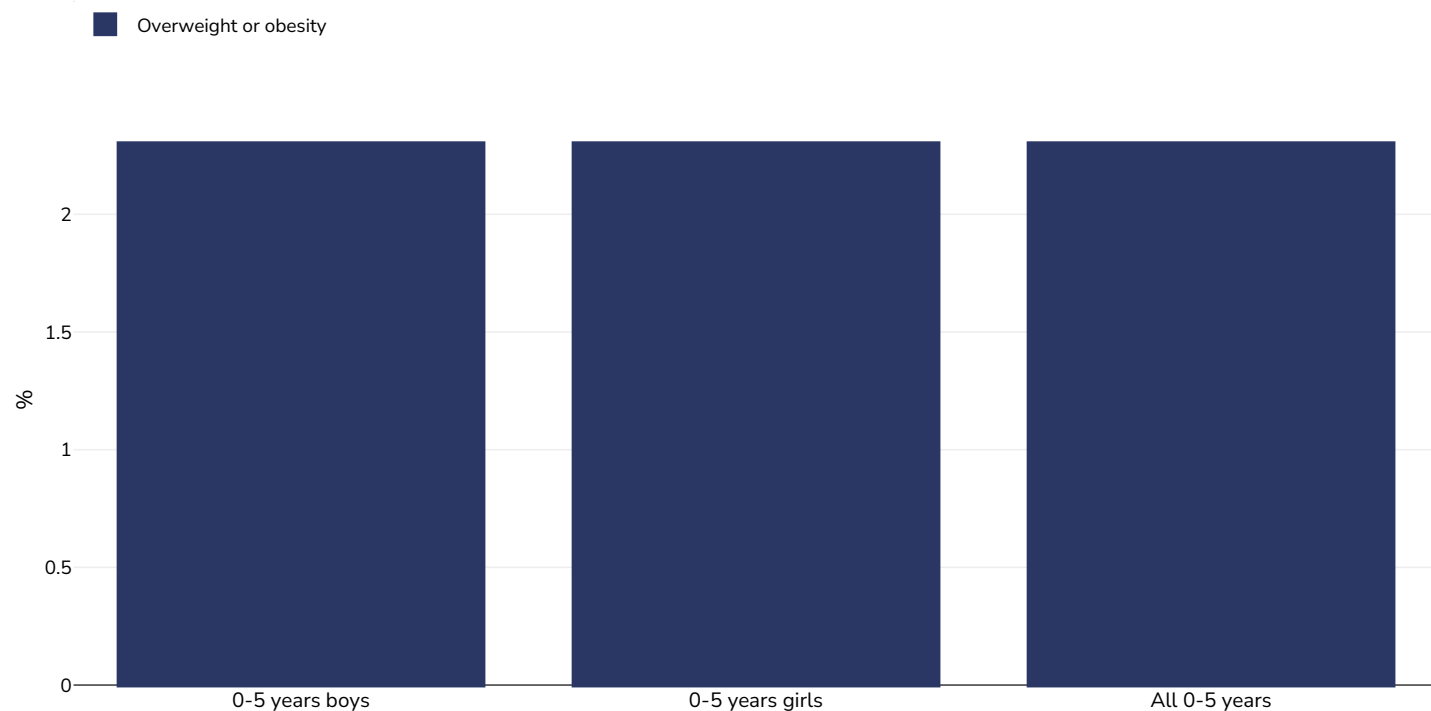
*This report card contains the latest data available on the Global Obesity Observatory on overweight and obesity for children under 5. Where available, data on common and relevant obesity drivers and comorbidities are also presented.*

*View the latest version of this report on the Global Obesity Observatory at <https://data.worldobesity.org/country/north-korea-161/>.*

Contents	Page
Obesity prevalence	3
Overweight/obesity by region	4
Double burden of underweight & overweight	5
% Infants exclusively breastfed 0-5 months	6

## Obesity prevalence

### 0-5 years, 2017



Age: 0-5

Sample size: 2270

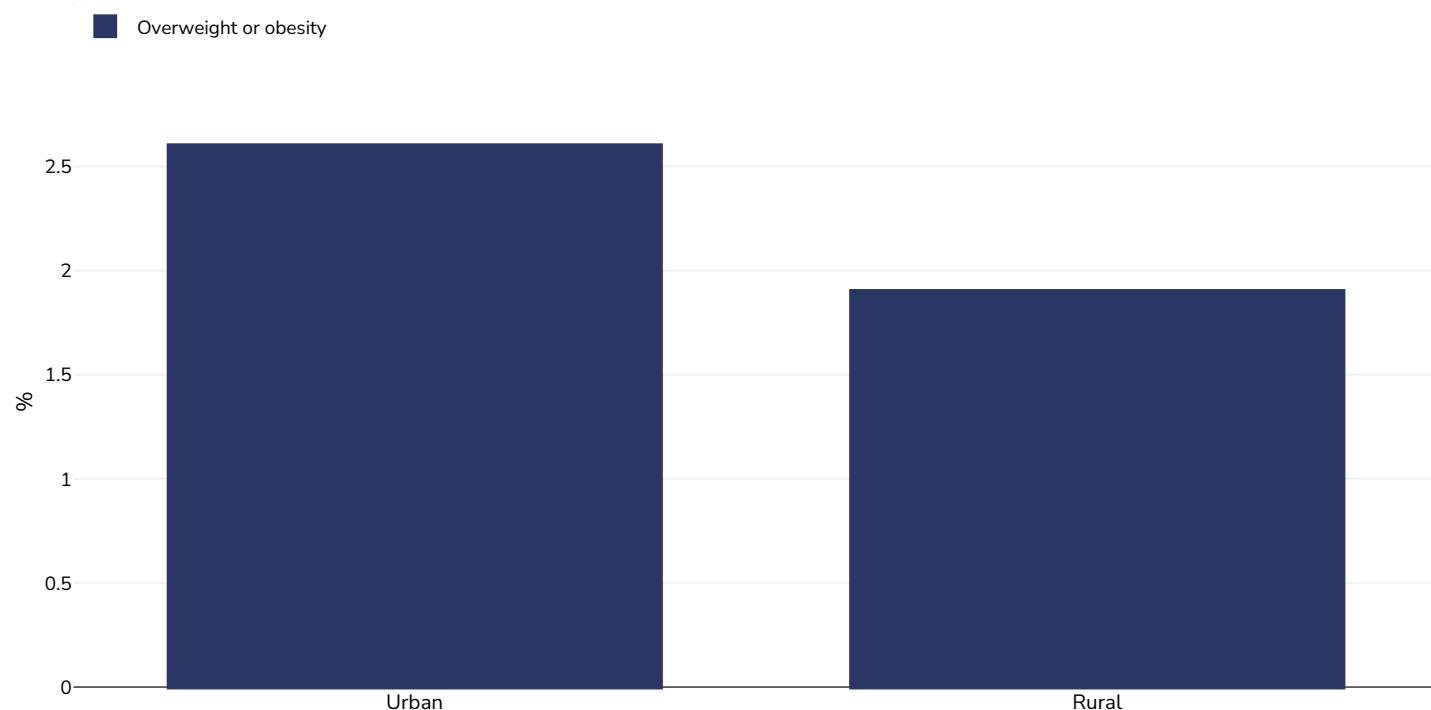
References: MICS: DPR Korea Multiple Indicator Cluster Survey 2017, Survey Findings Report. Pyongyang, DPR Korea: Central Bureau of Statistics and UNICEF

Notes: UNICEF/WHO/World Bank Joint Child Malnutrition Estimates Expanded Database: Overweight (Survey Estimates), May 2023, New York.  
For more information about the methodology, please consult <https://data.unicef.org/resources/jme-2023-country-consultations/>  
Percentage of children under 5 years of age falling above 2 standard deviations (moderate and severe) from the median weight-for-height of the reference population.

Definitions: =>+2SD

## Overweight/obesity by region

0-5 years, 2017



**Sample size:** 2270

**References:** MICS: DPR Korea Multiple Indicator Cluster Survey 2017, Survey Findings Report. Pyongyang, DPR Korea: Central Bureau of Statistics and UNICEF

**Notes:** UNICEF/WHO/World Bank Joint Child Malnutrition Estimates Expanded Database: Overweight (Survey Estimates), May 2023, New York.  
For more information about the methodology, please consult <https://data.unicef.org/resources/jme-2023-country-consultations/>  
Percentage of children under 5 years of age falling above 2 standard deviations (moderate and severe) from the median weight-for-height of the reference population.

**Definitions:** =>+2SD

## Double burden of underweight & overweight

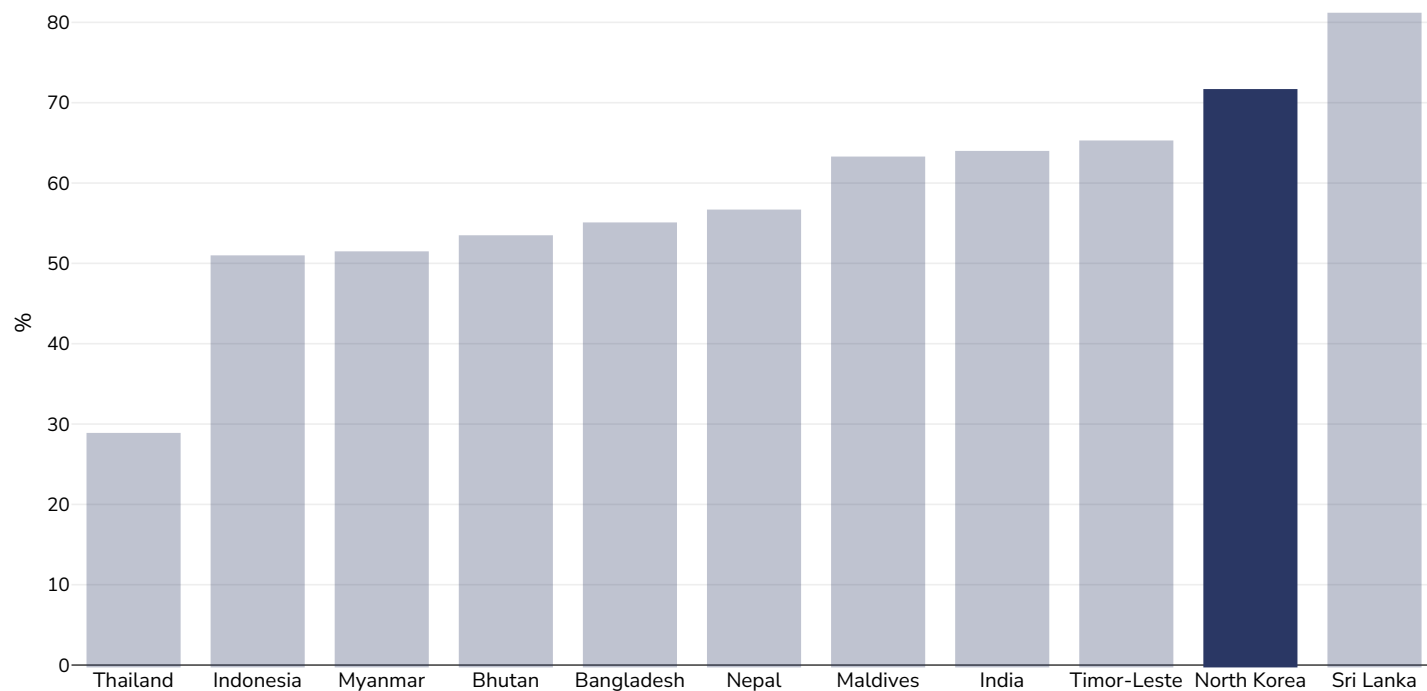
0-5 years, 2002



Survey type:	Measured
Age:	0-5
References:	United Nations Children's Fund, Division of Data, Analysis, Planning and Monitoring (2025). Global UNICEF Global Databases: Overlapping Stunting, Wasting and Overweight (Survey Estimates), 2025, New York. For more information, visit: <a href="https://data.unicef.org/topic/nutrition/malnutrition/">https://data.unicef.org/topic/nutrition/malnutrition/</a> [Accessed 06.08.25]
Notes:	Nutrition assessment 2002 D.P.R. Korea. Pyongyang: Government of D.P.R. Korea, United Nations Children's Fund and World Food Programme, 2003
Definitions:	Combined percentage of children under 5 years of age who are either wasted, stunted, or overweight (falling below -2 standard deviations from the median weight-for-height, falling below -2 standard deviations from the median height for age, or falling at or above +2 standard deviations from the median weight-for-height of the reference population)
Cutoffs:	WHZ <-2, HAZ <-2 and WHZ >+2

## % Infants exclusively breastfed 0-5 months

0-5 years, 2015-2022



**References:** DPR Korea Multiple Indicator Cluster Survey 2017, Survey Findings Report. Pyongyang, DPR Korea: Central Bureau of Statistics and UNICEF

**Notes:** Full details are available. Original citation United Nations Children's Fund, Division of Data, Analysis, Planning and Monitoring (2023). Global UNICEF Global Databases: Infant and Young Child Feeding: Exclusive breastfeeding, New York, October 2023.

PDF created on August 14, 2025