

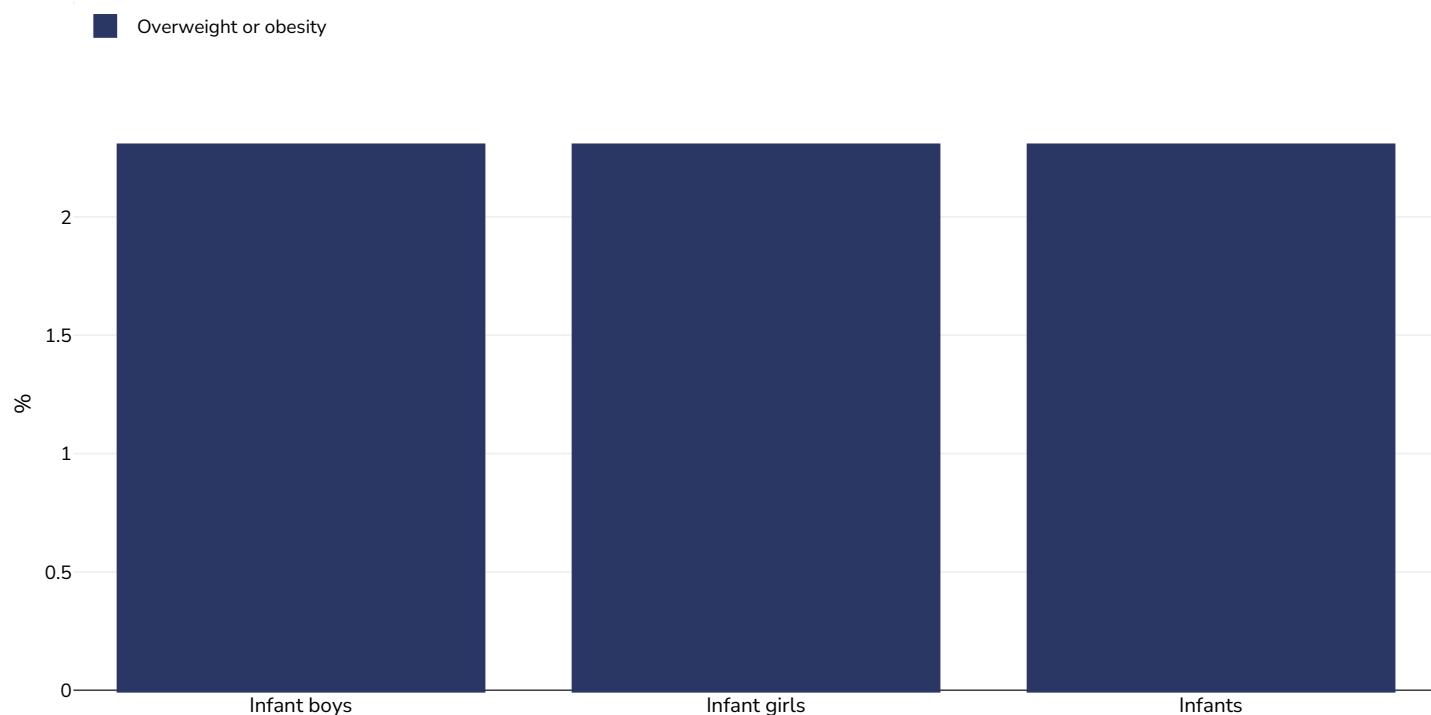
Report card North Korea



Contents	Page
Obesity prevalence	2
Overweight/obesity by education	3
Overweight/obesity by region	4
Estimated per capita fruit intake	5
Estimated per-capita processed meat intake	6
Estimated per capita whole grains intake	7
Mental health - depression disorders	8
Mental health - anxiety disorders	9
% Infants exclusively breastfed 0-5 months	10
Oesophageal cancer	11
Breast cancer	13
Colorectal cancer	14
Pancreatic cancer	16
Gallbladder cancer	21
Kidney cancer	23
Cancer of the uterus	28
Raised blood pressure	29
Raised cholesterol	32
Raised fasting blood glucose	35
Diabetes prevalence	37
Contextual factors	38

Obesity prevalence

Infants, 2017



Age: 0-5

Sample size: 2270

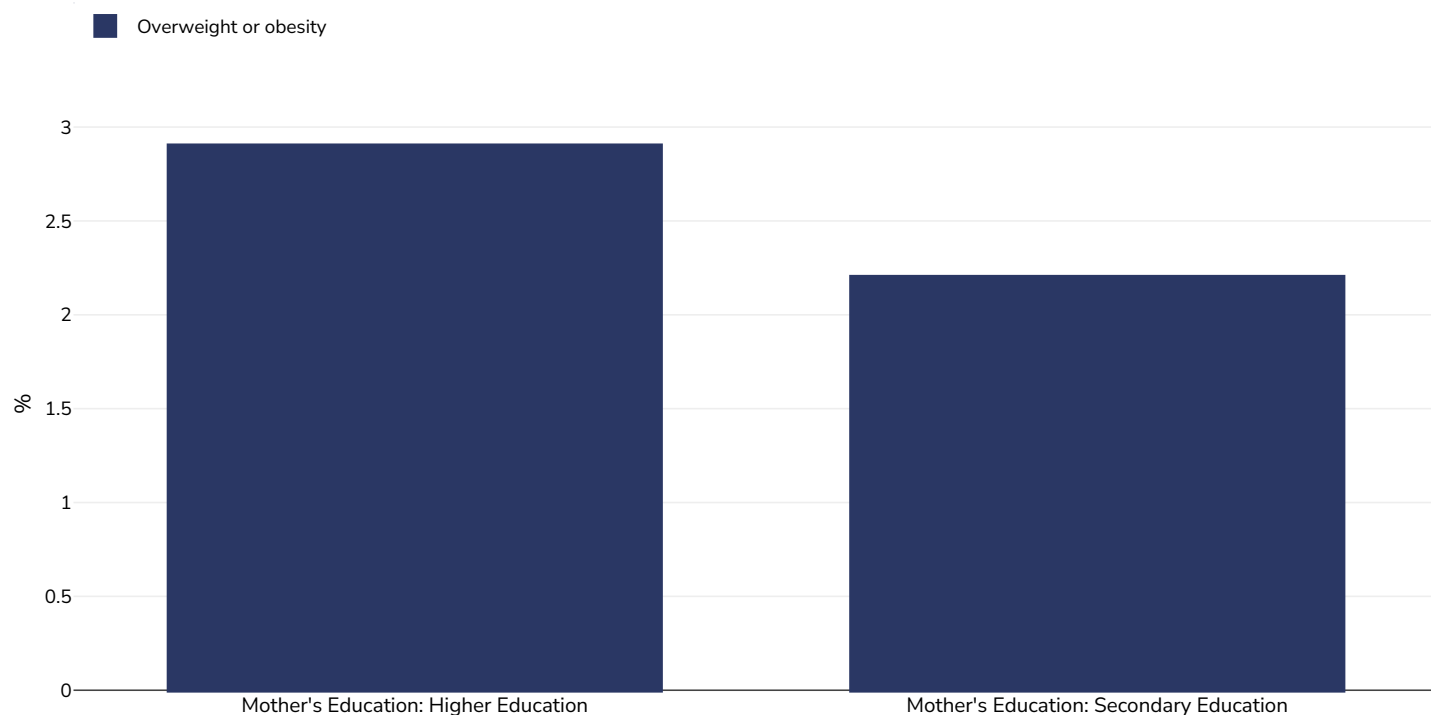
References: MICS: DPR Korea Multiple Indicator Cluster Survey 2017, Survey Findings Report. Pyongyang, DPR Korea: Central Bureau of Statistics and UNICEF

Notes: UNICEF/WHO/World Bank Joint Child Malnutrition Estimates Expanded Database: Overweight (Survey Estimates), May 2023, New York. For more information about the methodology, please consult <https://data.unicef.org/resources/jme-2023-country-consultations/> Percentage of children under 5 years of age falling above 2 standard deviations (moderate and severe) from the median weight-for-height of the reference population.

Definitions: =>+2SD

Overweight/obesity by education

Infants, 2017



Sample size: 2270

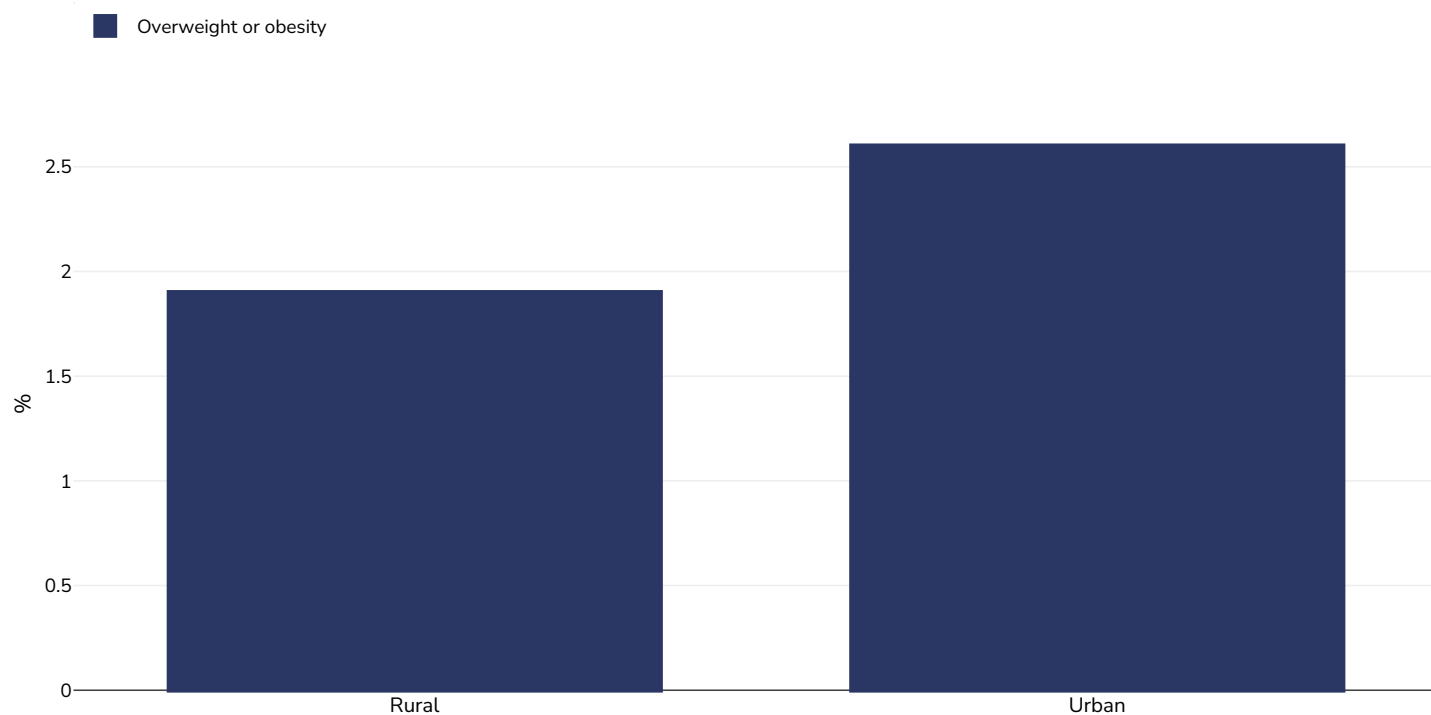
References: MICS: DPR Korea Multiple Indicator Cluster Survey 2017, Survey Findings Report. Pyongyang, DPR Korea: Central Bureau of Statistics and UNICEF

Notes: UNICEF/WHO/World Bank Joint Child Malnutrition Estimates Expanded Database: Overweight (Survey Estimates), May 2023, New York. For more information about the methodology, please consult <https://data.unicef.org/resources/jme-2023-country-consultations/> Percentage of children under 5 years of age falling above 2 standard deviations (moderate and severe) from the median weight-for-height of the reference population.

Definitions: =>+2SD

Overweight/obesity by region

Infants, 2017



Sample size: 2270

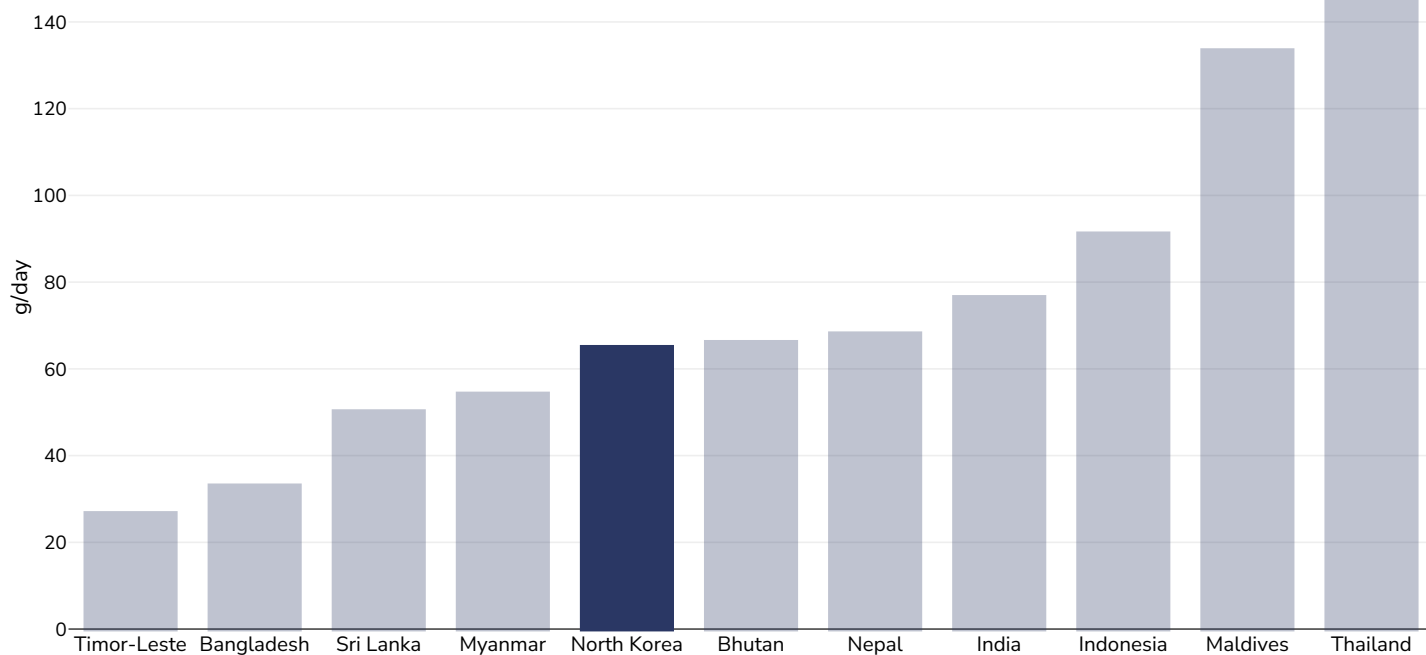
References: MICS: DPR Korea Multiple Indicator Cluster Survey 2017, Survey Findings Report. Pyongyang, DPR Korea: Central Bureau of Statistics and UNICEF

Notes: UNICEF/WHO/World Bank Joint Child Malnutrition Estimates Expanded Database: Overweight (Survey Estimates), May 2023, New York. For more information about the methodology, please consult <https://data.unicef.org/resources/jme-2023-country-consultations/> Percentage of children under 5 years of age falling above 2 standard deviations (moderate and severe) from the median weight-for-height of the reference population.

Definitions: =>+2SD

Estimated per capita fruit intake

Adults, 2017



Survey type: Measured

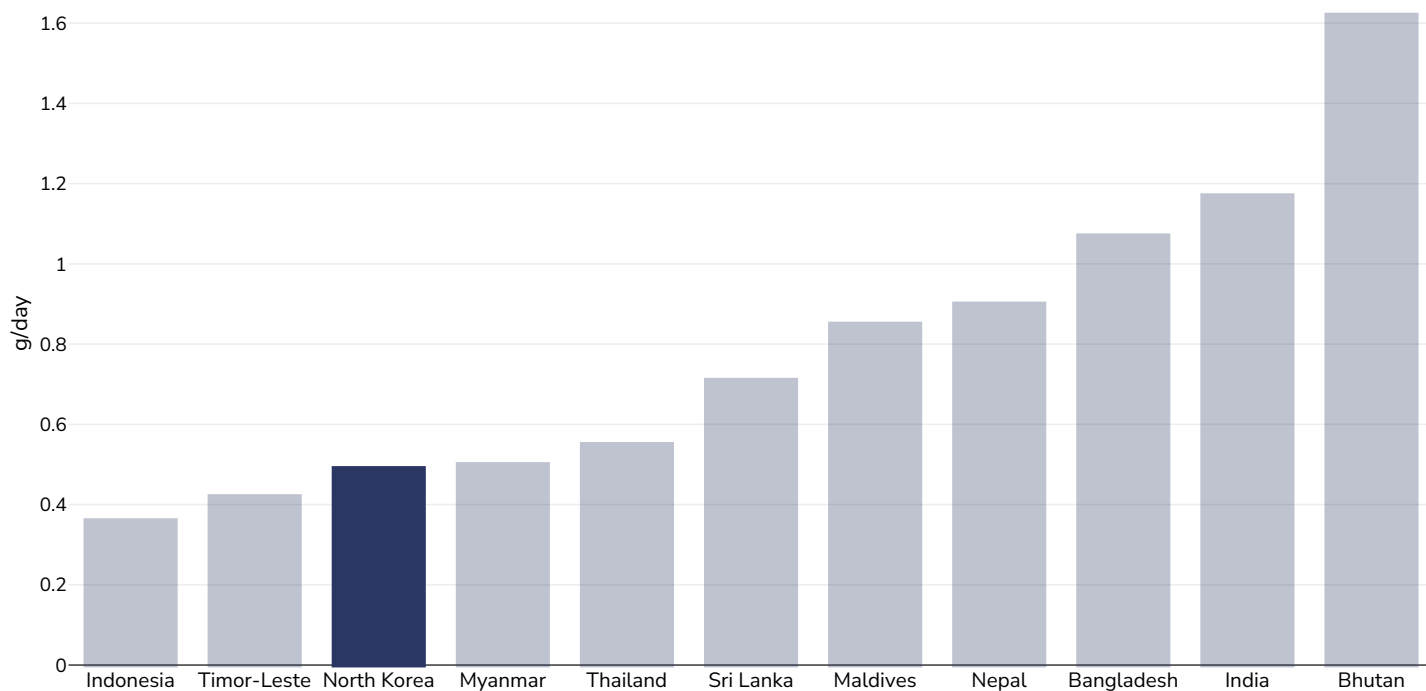
Age: 25+

References: Global Burden of Disease, the Institute for Health Metrics and Evaluation <http://ghdx.healthdata.org/>

Definitions: Estimated per-capita fruit intake (g/day)

Estimated per-capita processed meat intake

Adults, 2017



Survey type:

Measured

Age:

25+

References:

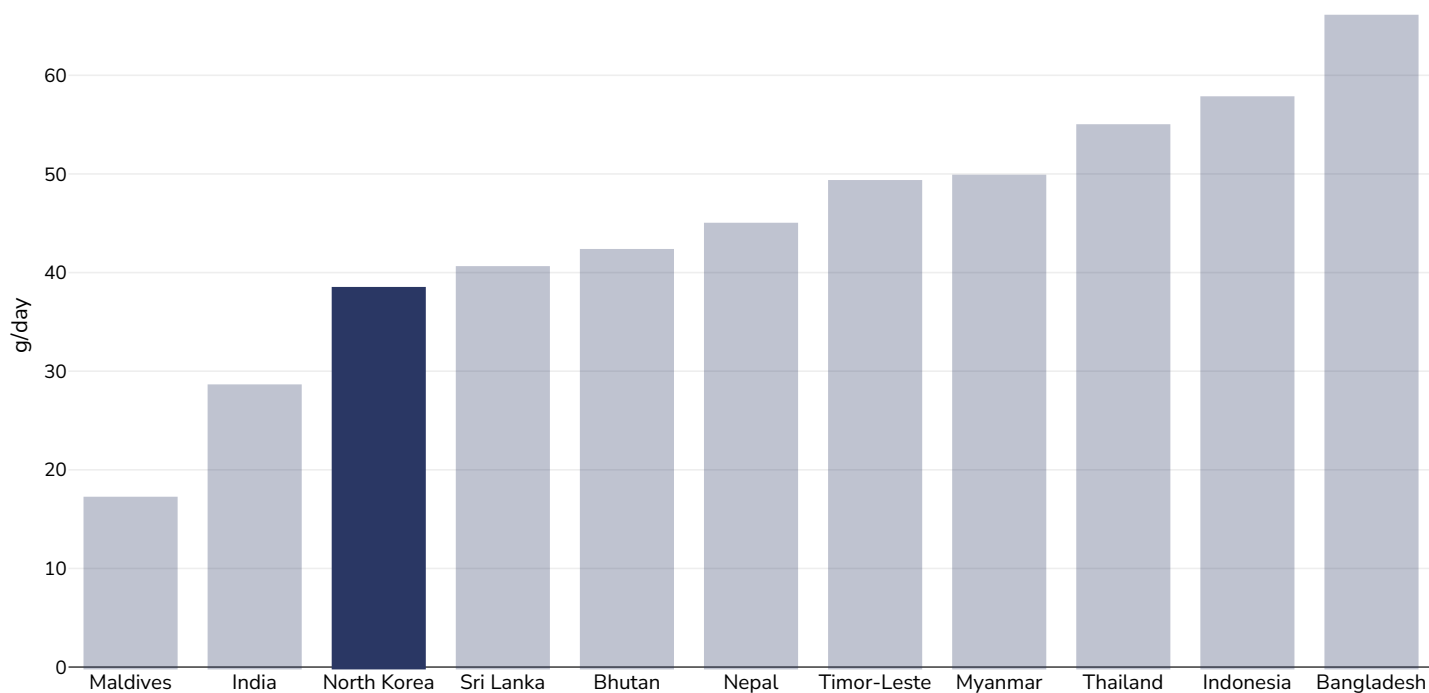
Global Burden of Disease, the Institute for Health Metrics and Evaluation <http://ghdx.healthdata.org/>

Definitions:

Estimated per-capita processed meat intake (g per day)

Estimated per capita whole grains intake

Adults, 2017



Survey type:

Measured

Age:

25+

References:

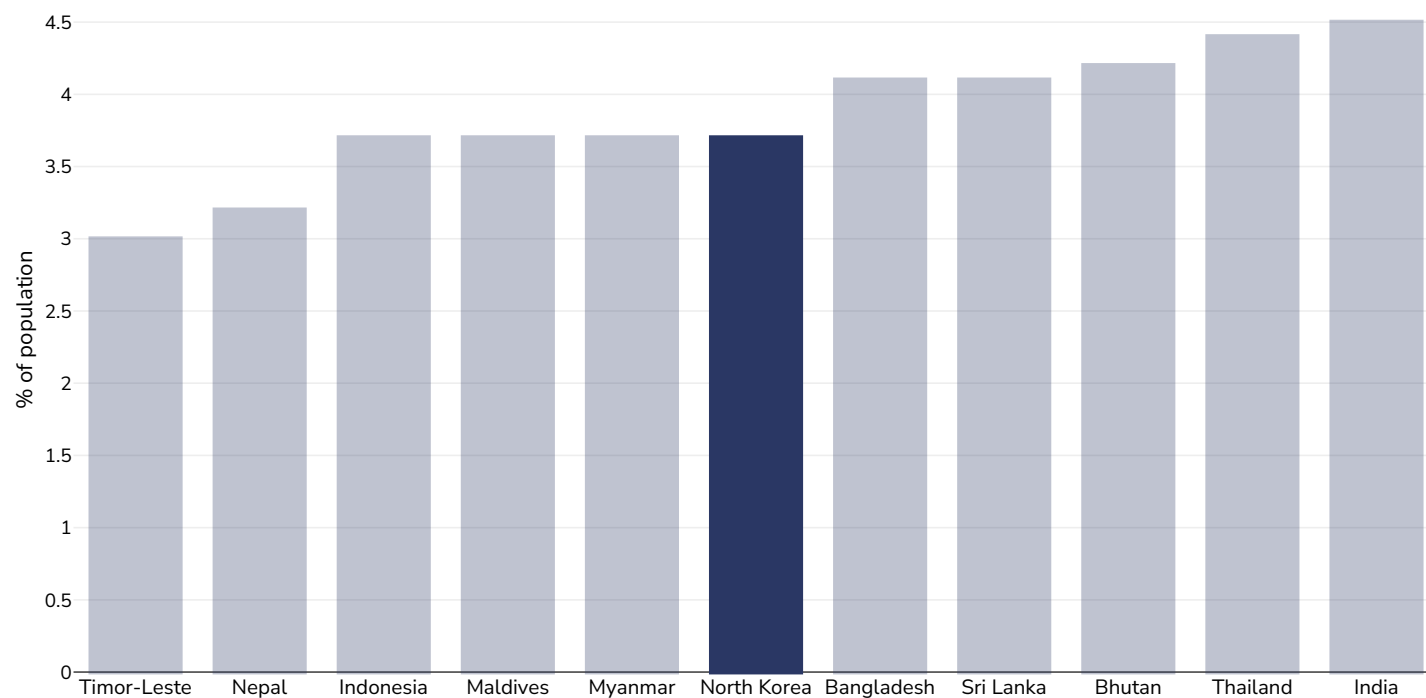
Global Burden of Disease, the Institute for Health Metrics and Evaluation <http://ghdx.healthdata.org/>

Definitions:

Estimated per-capita whole grains intake (g/day)

Mental health - depression disorders

Adults, 2015

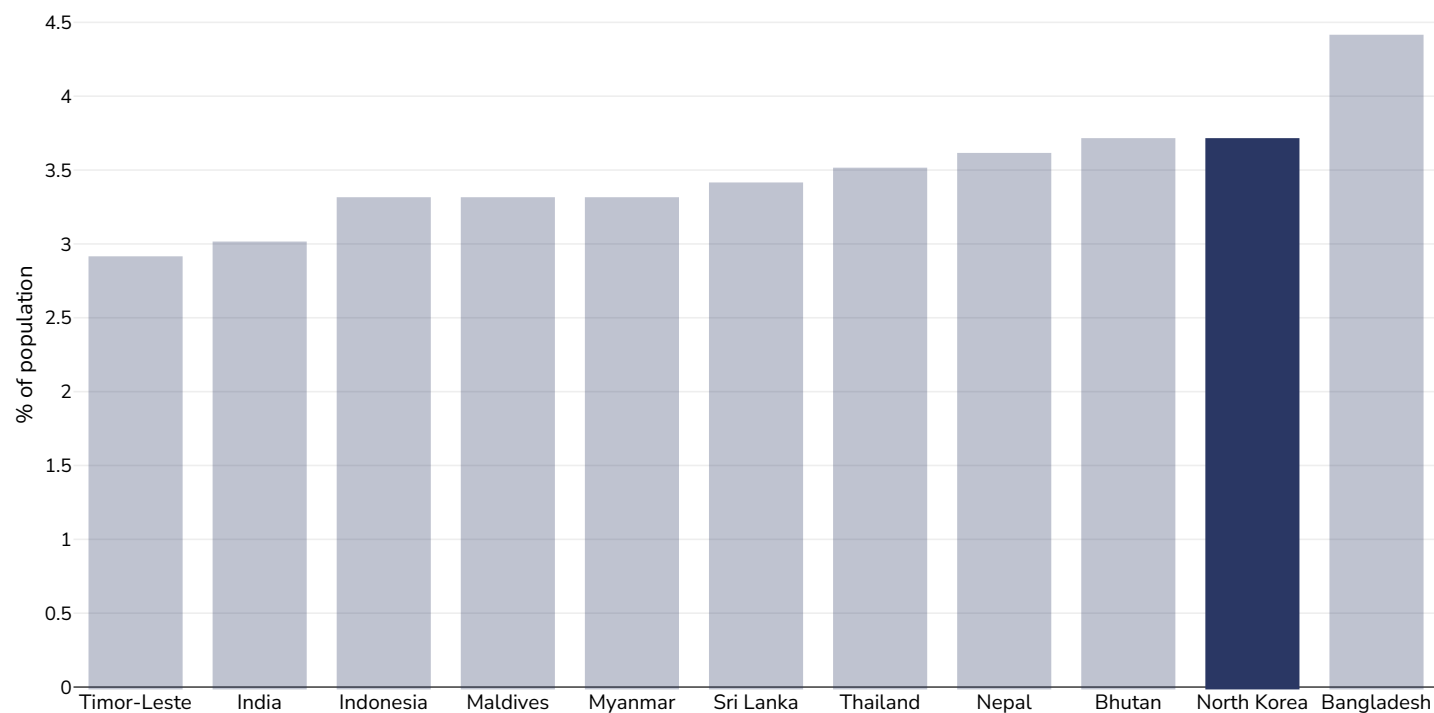


References: Prevalence data from Global Burden of Disease study 2015 (<http://ghdx.healthdata.org>) published in: Depression and Other Common Mental Disorders: Global Health Estimates. Geneva:World Health Organization; 2017. Licence: CC BY-NC-SA 3.0 IGO.

Definitions: % of population with depression disorders

Mental health - anxiety disorders

Adults, 2015

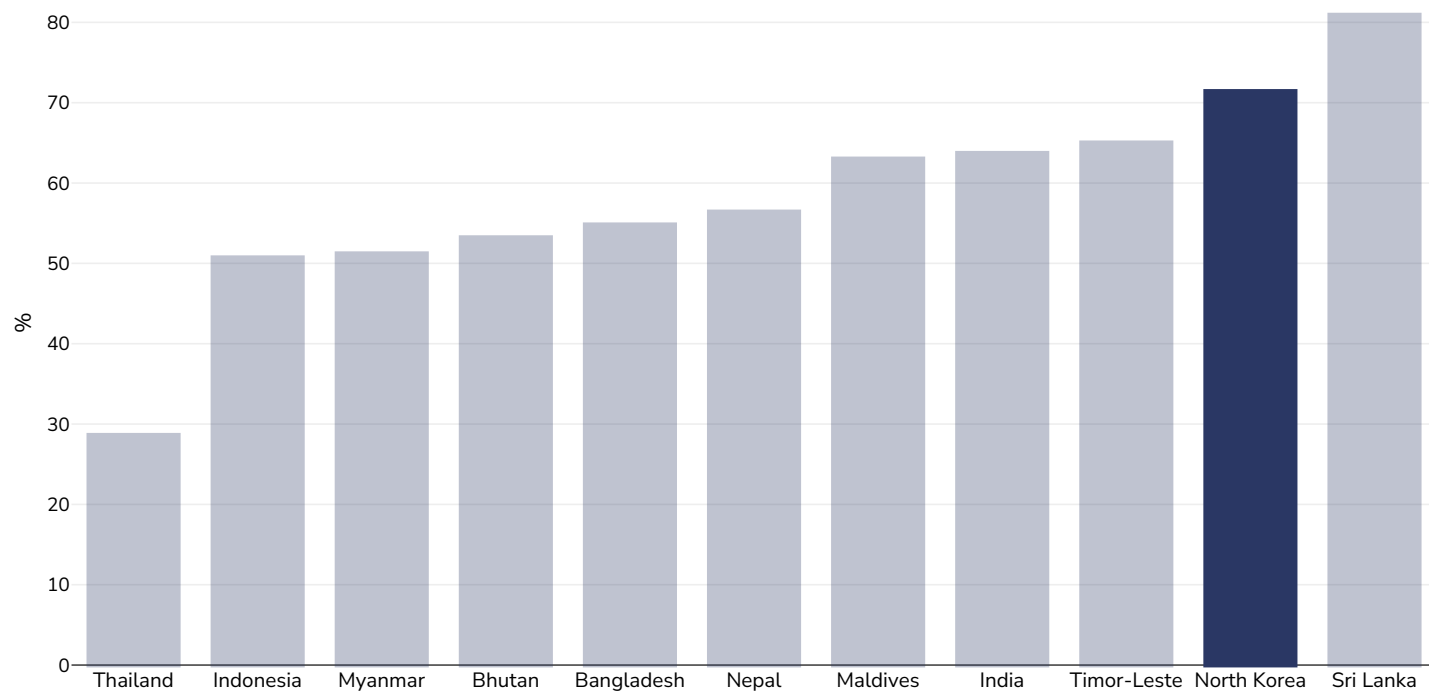


References: Prevalence data from Global Burden of Disease study 2015 (<http://ghdx.healthdata.org>) published in: Depression and Other Common Mental Disorders: Global Health Estimates. Geneva:World Health Organization; 2017. Licence: CC BY-NC-SA 3.0 IGO.

Definitions: % of population with anxiety disorders

% Infants exclusively breastfed 0-5 months

Infants, 2015-2022




References: DPR Korea Multiple Indicator Cluster Survey 2017, Survey Findings Report. Pyongyang, DPR Korea: Central Bureau of Statistics and UNICEF

Notes: Full details are available. Original citation United Nations Children's Fund, Division of Data, Analysis, Planning and Monitoring (2023). Global UNICEF Global Databases: Infant and Young Child Feeding: Exclusive breastfeeding, New York, October 2023.

Oesophageal cancer

Men, 2022




Age: 20+

Area covered: National

References: Ferlay J, Ervik M, Lam F, Laversanne M, Colombet M, Mery L, Piñeros M, Znaor A, Soerjomataram I, Bray F (2024). Global Cancer Observatory: Cancer Today. Lyon, France: International Agency for Research on Cancer. Available from: <https://gco.iarc.who.int/today>, accessed [16.07.24]

Definitions: Incidence per 100,000

Women, 2022



Age: 20+

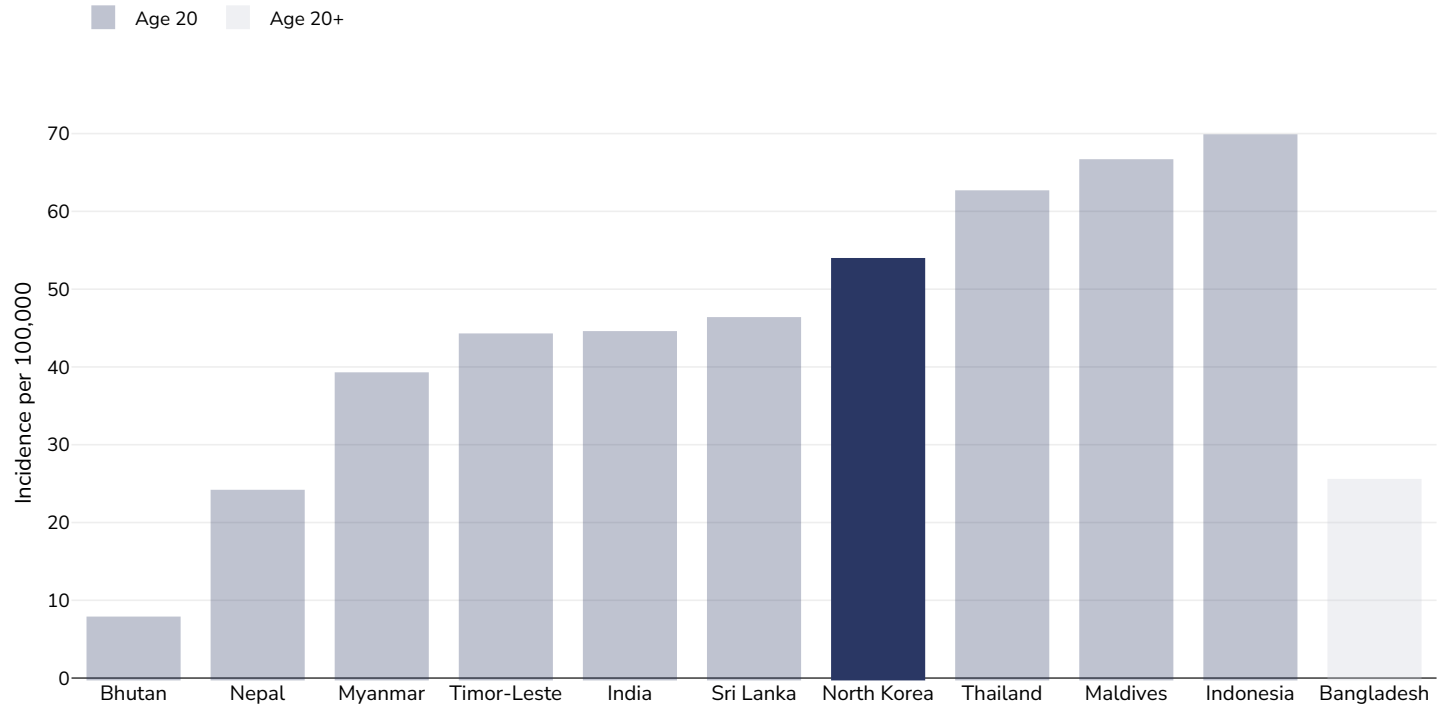
Area covered: National

References: Ferlay J, Ervik M, Lam F, Laversanne M, Colombet M, Mery L, Piñeros M, Znaor A, Soerjomataram I, Bray F (2024). Global Cancer Observatory: Cancer Today. Lyon, France: International Agency for Research on Cancer. Available from: <https://gco.iarc.who.int/today>, accessed [16.07.24]

Definitions: Incidence per 100,000

Breast cancer

Women, 2022




Area covered: National

References: Ferlay J, Ervik M, Lam F, Laversanne M, Colombet M, Mery L, Piñeros M, Znaor A, Soerjomataram I, Bray F (2024). Global Cancer Observatory: Cancer Today. Lyon, France: International Agency for Research on Cancer. Available from: <https://gco.iarc.who.int/today>, accessed [16.07.24]

Definitions: Incidence per 100,000

Colorectal cancer

Men, 2022




Age: 20+

Area covered: National

References: Ferlay J, Ervik M, Lam F, Laversanne M, Colombet M, Mery L, Piñeros M, Znaor A, Soerjomataram I, Bray F (2024). Global Cancer Observatory: Cancer Today. Lyon, France: International Agency for Research on Cancer. Available from: <https://gco.iarc.who.int/today>, accessed [16.07.24]

Definitions: Incidence per 100,000

Women, 2022



Age: 20+


Area covered: National

References: Ferlay J, Ervik M, Lam F, Laversanne M, Colombet M, Mery L, Piñeros M, Znaor A, Soerjomataram I, Bray F (2024). Global Cancer Observatory: Cancer Today. Lyon, France: International Agency for Research on Cancer. Available from: <https://gco.iarc.who.int/today>, accessed [16.07.24]

Definitions: Incidence per 100,000

Pancreatic cancer

Men, 2022



Age: 20+

Area covered: National

References: Ferlay J, Ervik M, Lam F, Laversanne M, Colombet M, Mery L, Piñeros M, Znaor A, Soerjomataram I, Bray F (2024). Global Cancer Observatory: Cancer Today. Lyon, France: International Agency for Research on Cancer. Available from: <https://gco.iarc.who.int/today>, accessed [16.07.24]

Definitions:

Incidence per 100,000

Women, 2022



Age: 20+

Area covered: National


References: Ferlay J, Ervik M, Lam F, Laversanne M, Colombet M, Mery L, Piñeros M, Znaor A, Soerjomataram I, Bray F (2024). Global Cancer Observatory: Cancer Today. Lyon, France: International Agency for Research on Cancer. Available from: <https://gco.iarc.who.int/today>, accessed [16.07.24]

Definitions:

Incidence per 100,000

Gallbladder cancer

Men, 2022




Age: 20+

Area covered: National

References: Ferlay J, Ervik M, Lam F, Laversanne M, Colombet M, Mery L, Piñeros M, Znaor A, Soerjomataram I, Bray F (2024). Global Cancer Observatory: Cancer Today. Lyon, France: International Agency for Research on Cancer. Available from: <https://gco.iarc.who.int/today>, accessed [16.07.24]

Definitions: Incidence per 100,000

Women, 2022



Age: 20+

Area covered: National

References: Ferlay J, Ervik M, Lam F, Laversanne M, Colombet M, Mery L, Piñeros M, Znaor A, Soerjomataram I, Bray F (2024). Global Cancer Observatory: Cancer Today. Lyon, France: International Agency for Research on Cancer. Available from: <https://gco.iarc.who.int/today>, accessed [16.07.24]

Definitions: Incidence per 100,000

Kidney cancer

Men, 2022



Age: 20+


Area covered: National

References: Ferlay J, Ervik M, Lam F, Laversanne M, Colombet M, Mery L, Piñeros M, Znaor A, Soerjomataram I, Bray F (2024). Global Cancer Observatory: Cancer Today. Lyon, France: International Agency for Research on Cancer. Available from: <https://gco.iarc.who.int/today>, accessed [16.07.24]

Definitions:

Incidence per 100,000

Women, 2022



Age: 20+

Area covered: National


References: Ferlay J, Ervik M, Lam F, Laversanne M, Colombet M, Mery L, Piñeros M, Znaor A, Soerjomataram I, Bray F (2024). Global Cancer Observatory: Cancer Today. Lyon, France: International Agency for Research on Cancer. Available from: <https://gco.iarc.who.int/today>, accessed [16.07.24]

Definitions:

Incidence per 100,000

Cancer of the uterus

Women, 2022



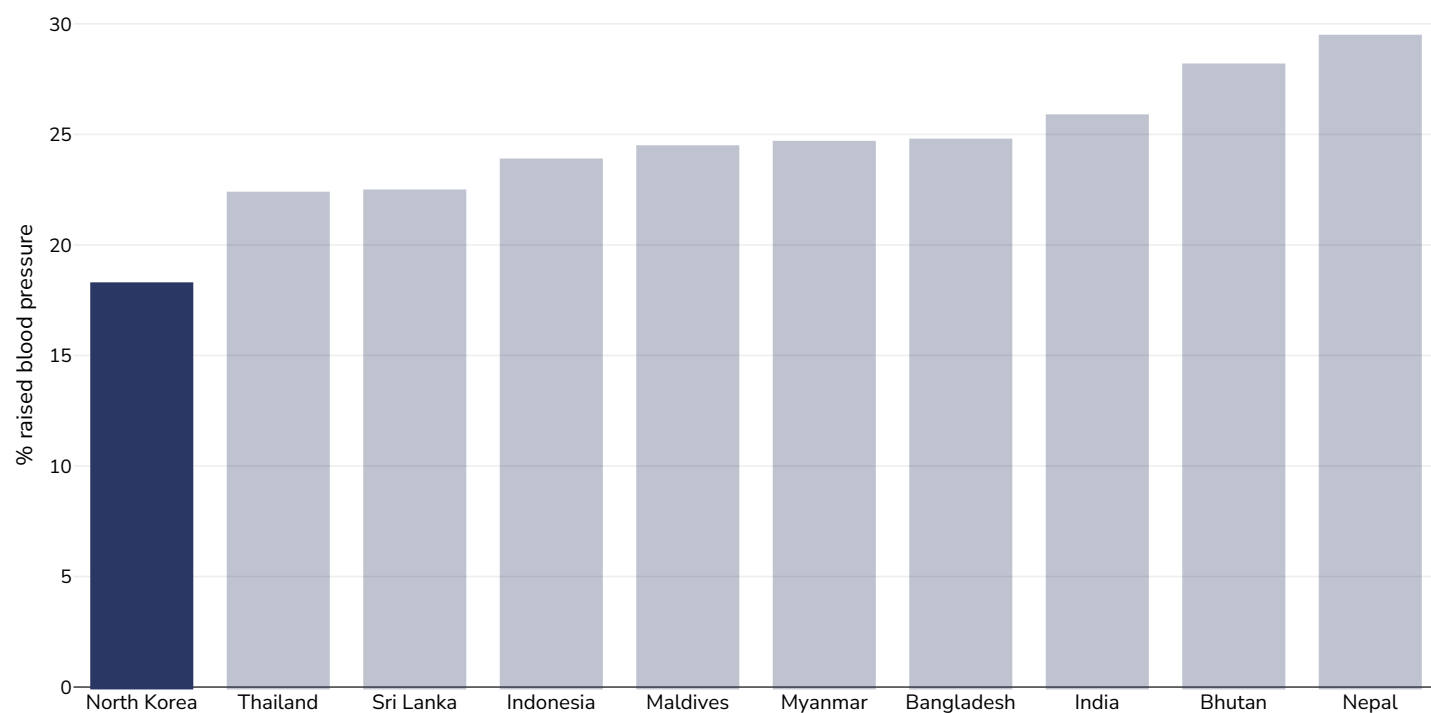
Age: 20+

References: Ferlay J, Ervik M, Lam F, Laversanne M, Colombet M, Mery L, Piñeros M, Znaor A, Soerjomataram I, Bray F (2024). Global Cancer Observatory: Cancer Today. Lyon, France: International Agency for Research on Cancer. Available from: <https://gco.iarc.who.int/today>, accessed [16.07.24]

Definitions: Incidence per 100,000

Raised blood pressure

Adults, 2015



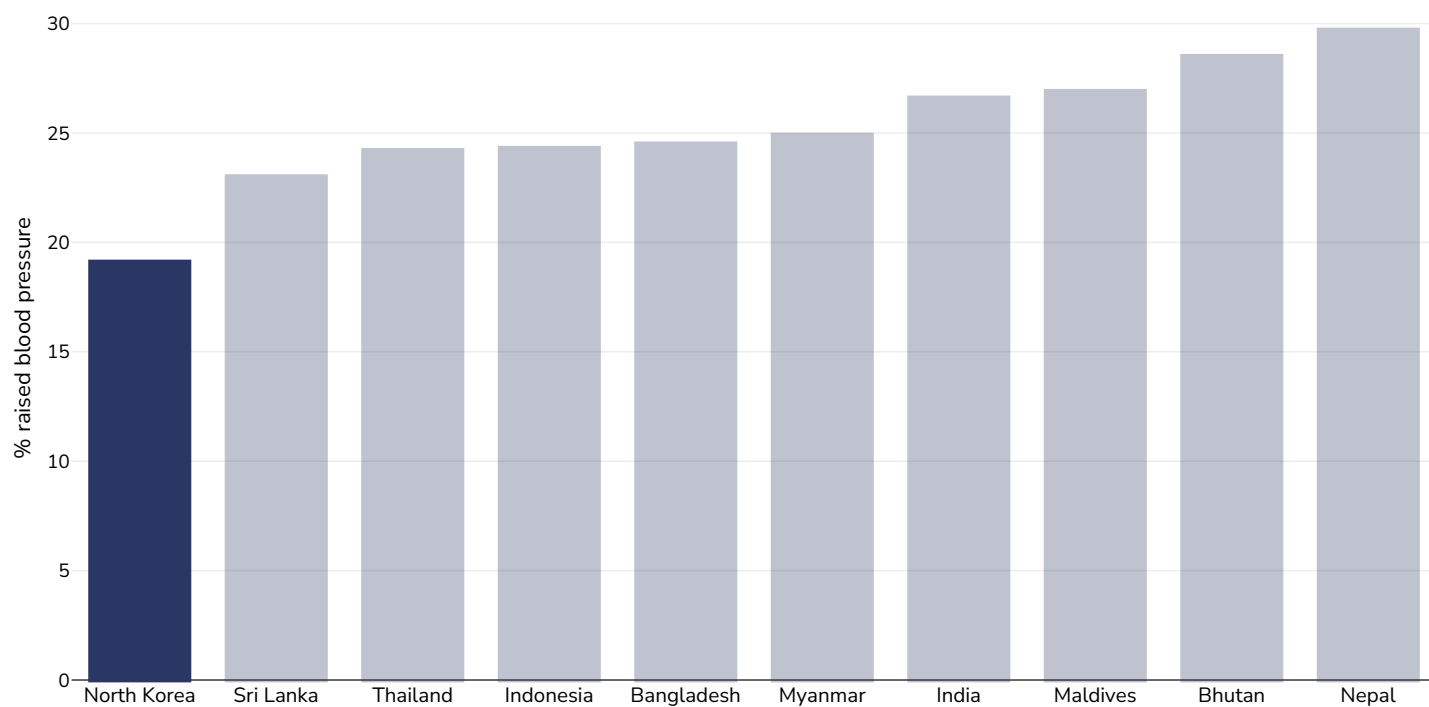
References:

Global Health Observatory data repository, World Health Organisation,
<http://apps.who.int/gho/data/node.main.A875?lang=en>

Definitions:

Age Standardised estimated % Raised blood pressure 2015 (SBP \geq 140 OR DBP \geq 90).

Men, 2015



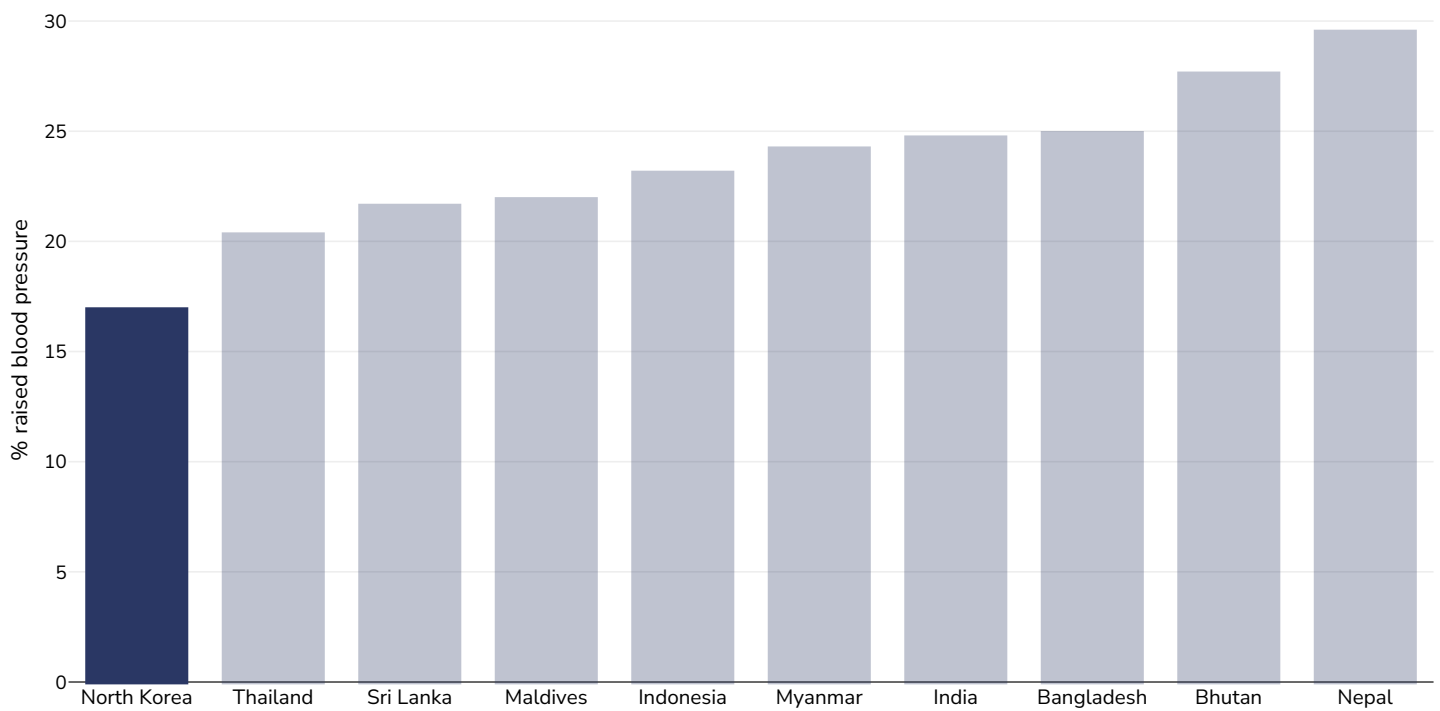
References:

Global Health Observatory data repository, World Health Organisation,
<http://apps.who.int/gho/data/node.main.A875?lang=en>

Definitions:

Age Standardised estimated % Raised blood pressure 2015 (SBP \geq 140 OR DBP \geq 90).

Women, 2015



References:

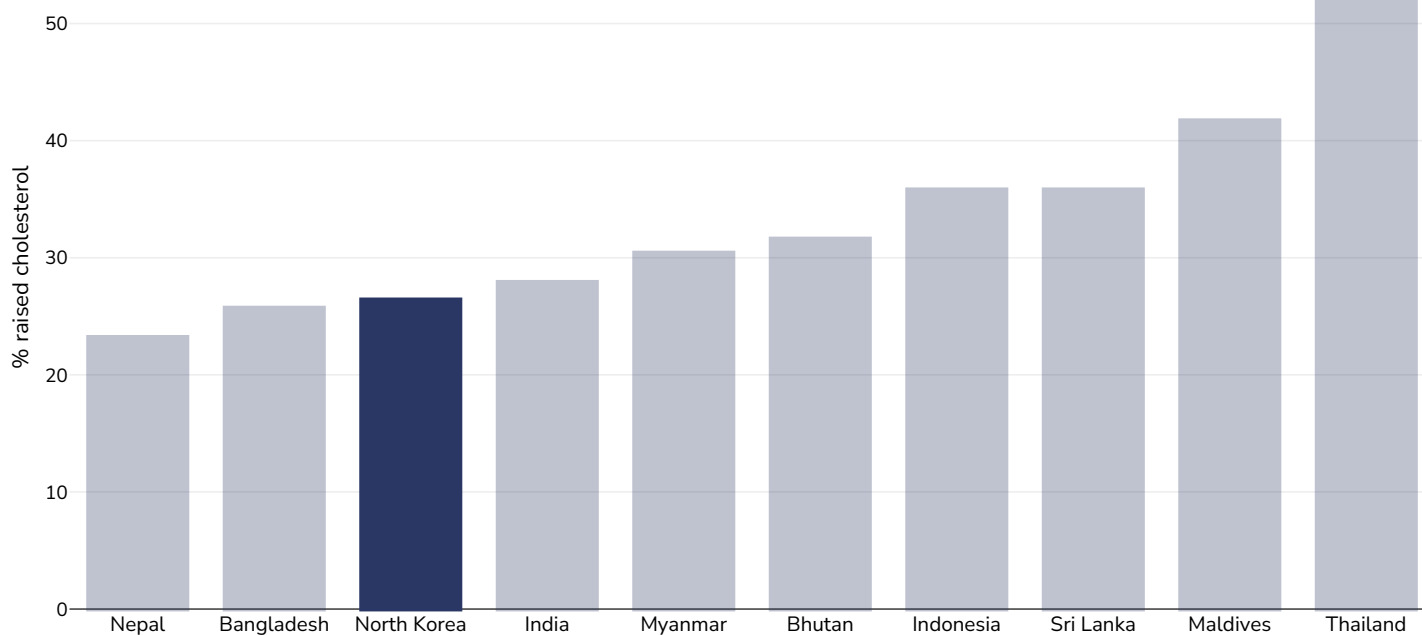
Global Health Observatory data repository, World Health Organisation,
<http://apps.who.int/gho/data/node.main.A875?lang=en>

Definitions:

Age Standardised estimated % Raised blood pressure 2015 (SBP \geq 140 OR DBP \geq 90).

Raised cholesterol

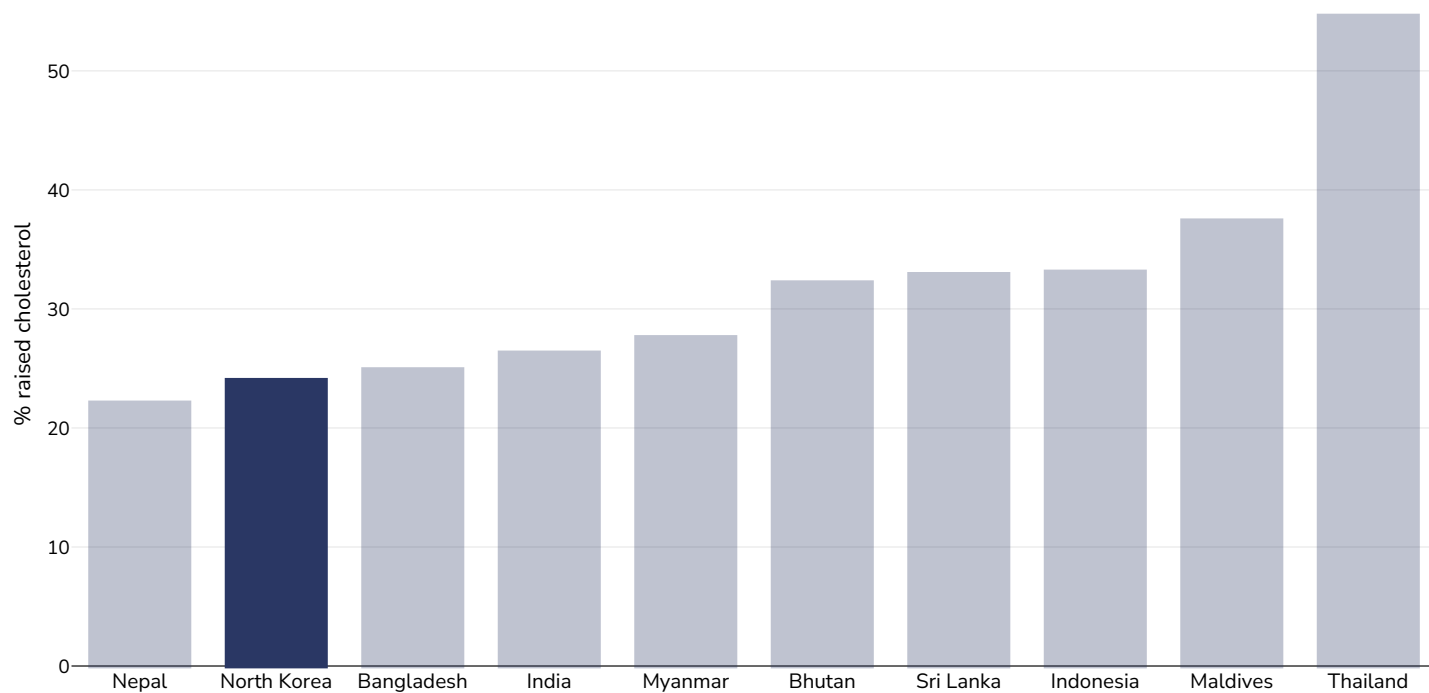
Adults, 2008



References: Global Health Observatory data repository, World Health Organisation, <http://apps.who.int/gho/data/node.main.A885>

Definitions: % Raised total cholesterol (≥ 5.0 mmol/L) (age-standardized estimate).

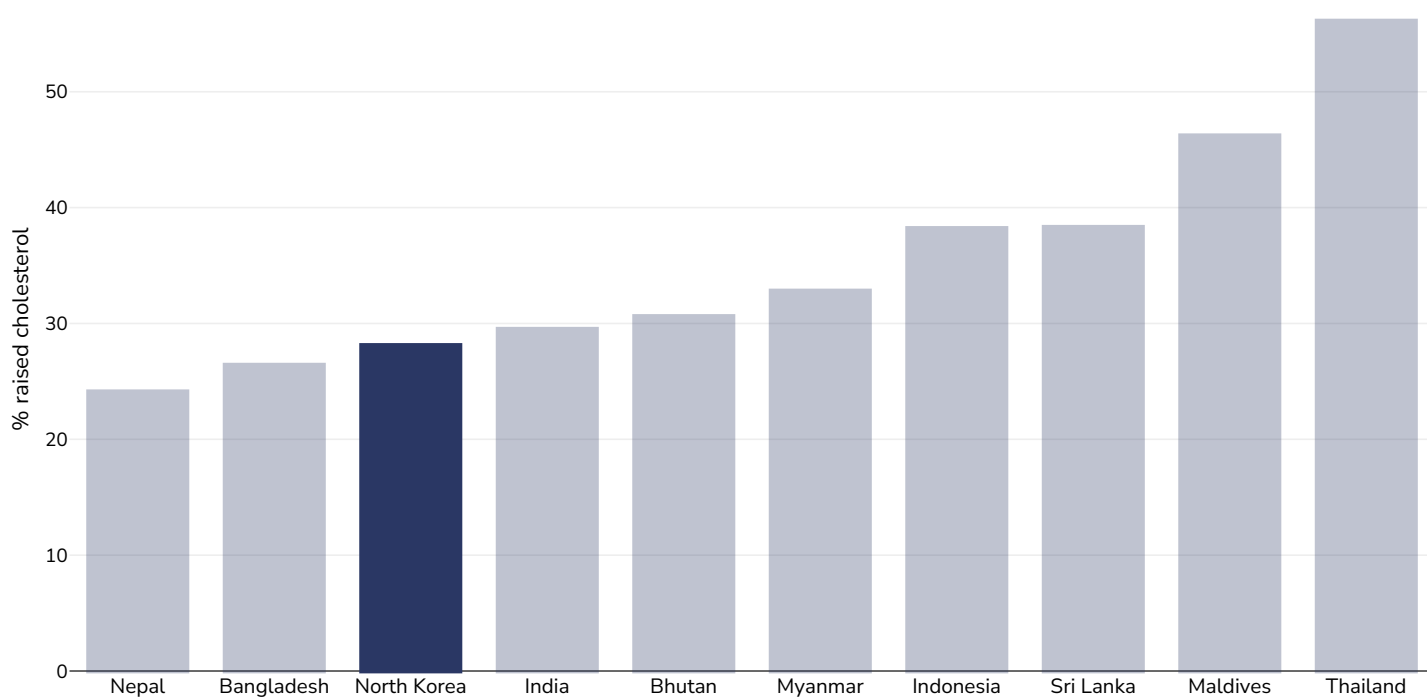
Men, 2008



References: Global Health Observatory data repository, World Health Organisation, <http://apps.who.int/gho/data/node.main.A885>

Definitions: % Raised total cholesterol (≥ 5.0 mmol/L) (age-standardized estimate).

Women, 2008

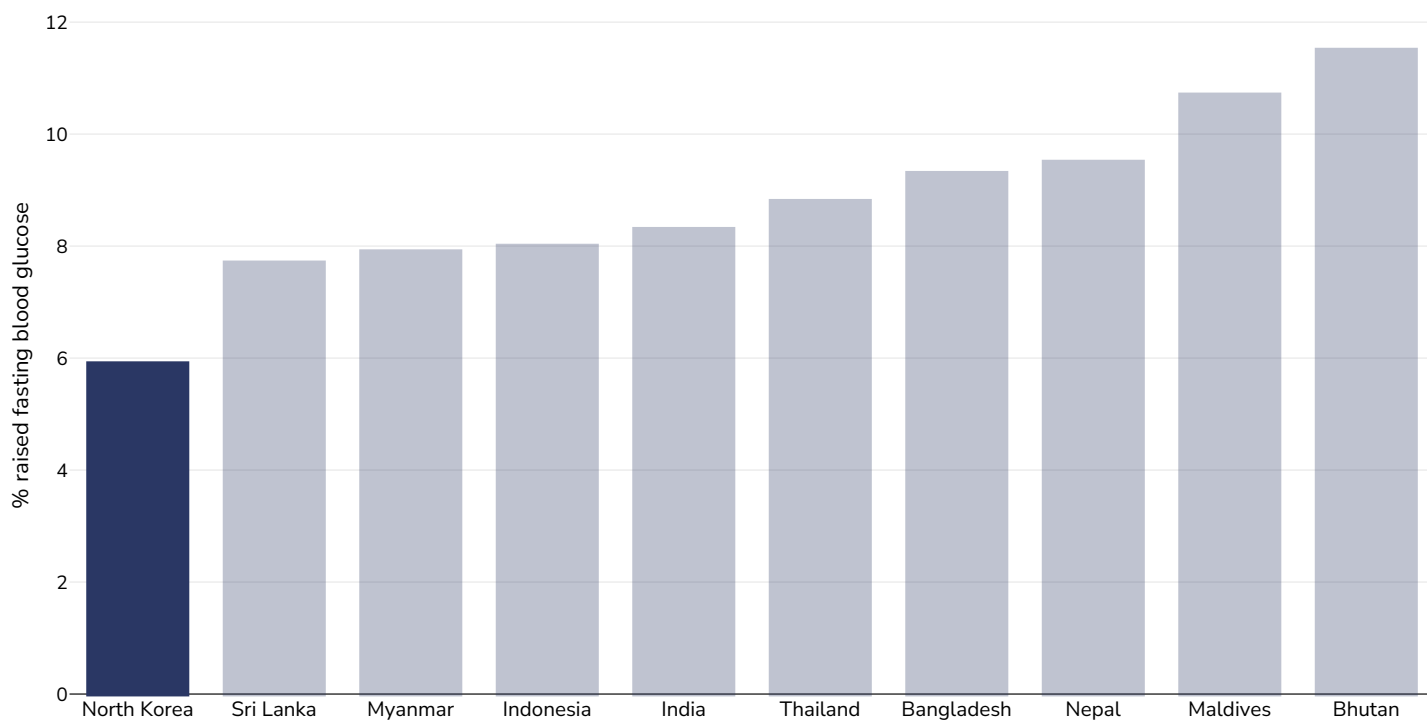


References: Global Health Observatory data repository, World Health Organisation, <http://apps.who.int/gho/data/node.main.A885>

Definitions: % Raised total cholesterol (≥ 5.0 mmol/L) (age-standardized estimate).

Raised fasting blood glucose

Men, 2014



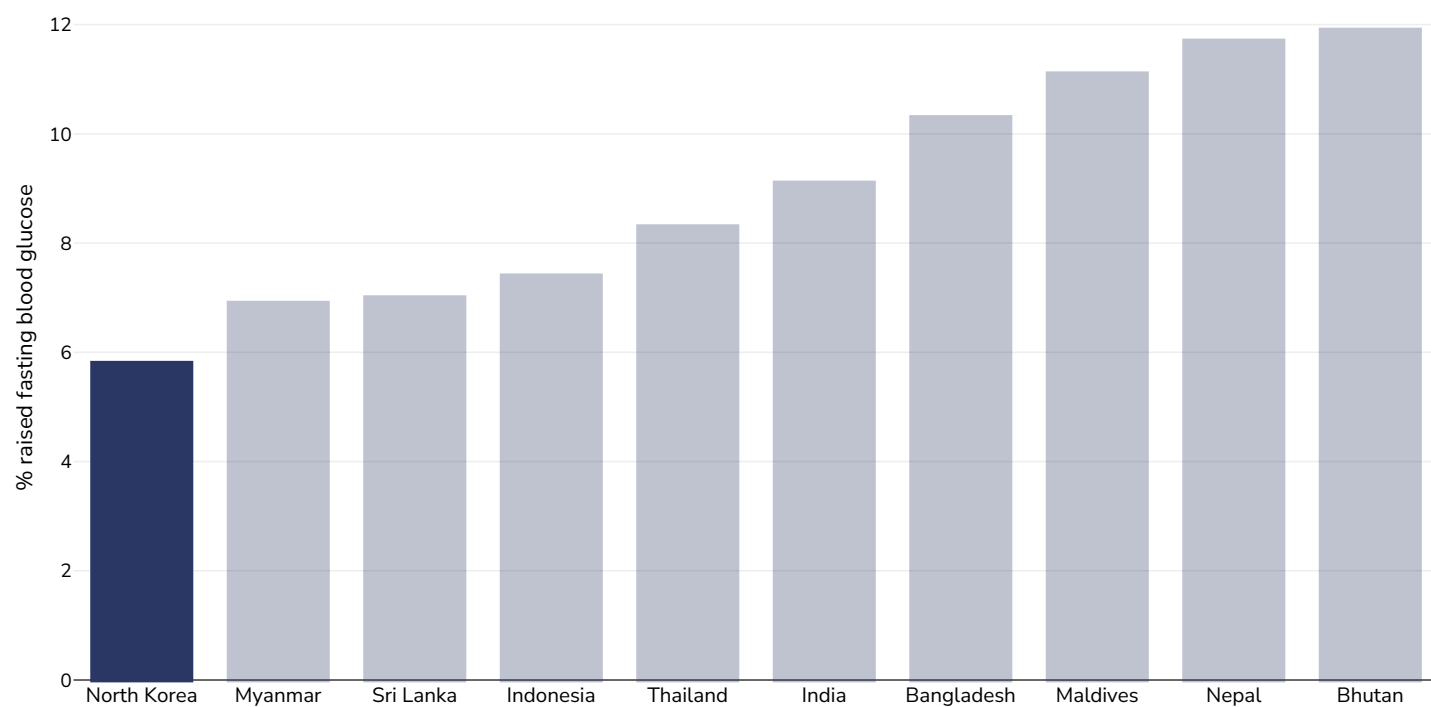
References:

Global Health Observatory data repository, World Health Organisation,
<http://apps.who.int/gho/data/node.main.A869?lang=en>

Definitions:

Age Standardised % raised fasting blood glucose (≥ 7.0 mmol/L or on medication).

Women, 2014



References:

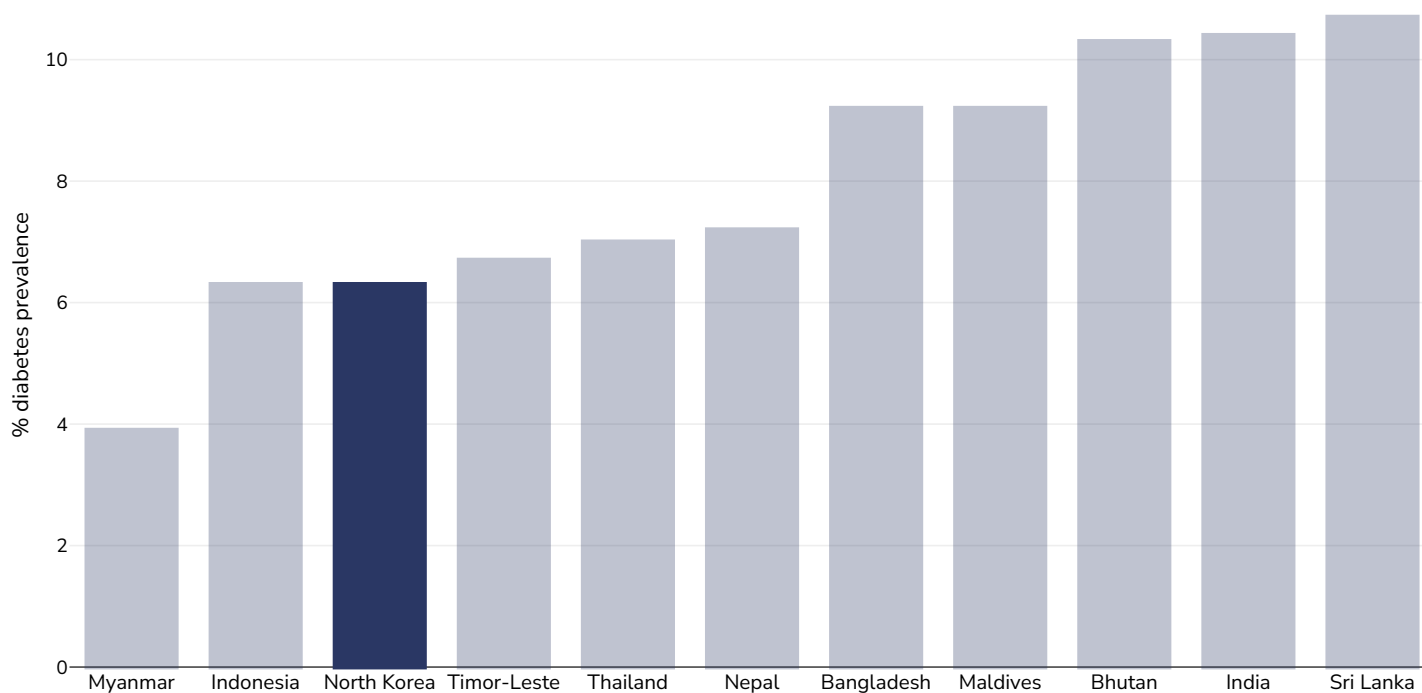
Global Health Observatory data repository, World Health Organisation,
<http://apps.who.int/gho/data/node.main.A869?lang=en>

Definitions:

Age Standardised % raised fasting blood glucose (≥ 7.0 mmol/L or on medication).

Diabetes prevalence

Adults, 2019



Age: 20-79

References: Reproduced with kind permission International Diabetes Federation. IDF Diabetes Atlas, 9th edn. Brussels, Belgium: 2019.
Available at: <https://www.diabetesatlas.org>

Definitions: Diabetes age-adjusted comparative prevalence (%).

Contextual factors

Disclaimer: These contextual factors should be interpreted with care. Results are updated as regularly as possible and use very specific criteria. The criteria used and full definitions are available for download at the bottom of this page.



Labelling

Is there mandatory nutrition labelling?	X
Front-of-package labelling?	X
Back-of-pack nutrition declaration?	X
Color coding?	X
Warning label?	X



Regulation and marketing

Are there fiscal policies on unhealthy products?	X
Tax on unhealthy foods?	X
Tax on unhealthy drinks?	X
Are there fiscal policies on healthy products?	X
Subsidy on fruits?	X
Subsidy on vegetables?	X
Subsidy on other healthy products?	X
Mandatory limit or ban of trans fat (all settings)?	X
Mandatory limit of trans fats in place (all settings)?	X
Ban on trans-fats or phos in place (all settings)?	X
Are there any mandatory policies/marketing restrictions on the promotion of unhealthy food/drinks to children?	X
Mandatory restriction on broadcast media?	X
Mandatory restriction on non-broadcast media?	X
Voluntary policies/marketing restrictions on the promotion of unhealthy food/drinks to children?	X
Are there mandatory standards for food in schools?	X
Are there any mandatory nutrient limits in any manufactured food products?	X
Nutrition standards for public sector procurement?	X



Political will and support

National obesity strategy or nutrition and physical activity national strategy?	✗
National obesity strategy?	✗
National childhood obesity strategy?	✗
Comprehensive nutrition strategy?	✗
Comprehensive physical activity strategy?	✗
Evidence-based dietary guidelines and/or RDAs?	✗
National target(s) on reducing obesity?	✓
Guidelines/policy on obesity treatment?	✗
Promotion of breastfeeding?	✓



Monitoring and surveillance

Monitoring of the prevalence and incidence for the main obesity-related NCDs and risk factors?	✗
Within 5 years?	✗



Governance and resource

Multi-sectoral national co-ordination mechanism for obesity or nutrition (including obesity)?	✗
---	---

Key

✓ Present

✓_v Present
(voluntary)

✓ Incoming

✗ Absent

? Unknown