



Nigeria



Country report card - under-5s

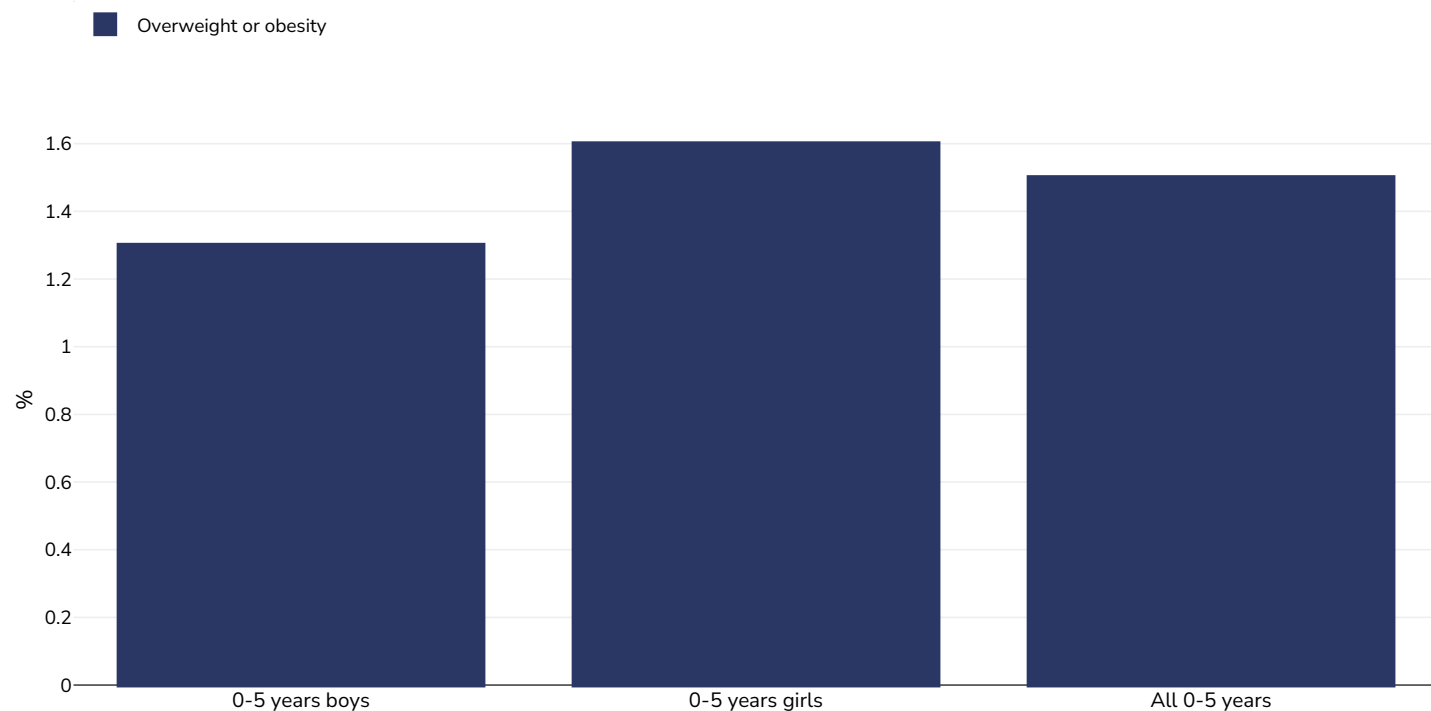
This report card contains the latest data available on the Global Obesity Observatory on overweight and obesity for children under 5. Where available, data on common and relevant obesity drivers and comorbidities are also presented.

View the latest version of this report on the Global Obesity Observatory at <https://data.worldobesity.org/country/nigeria-158/>

Contents	Page
Obesity prevalence	3
Overweight/obesity by education	4
Overweight/obesity by region	5
Overweight/obesity by socio-economic group	6
Double burden of underweight & overweight	7
% Infants exclusively breastfed 0-5 months	8

Obesity prevalence

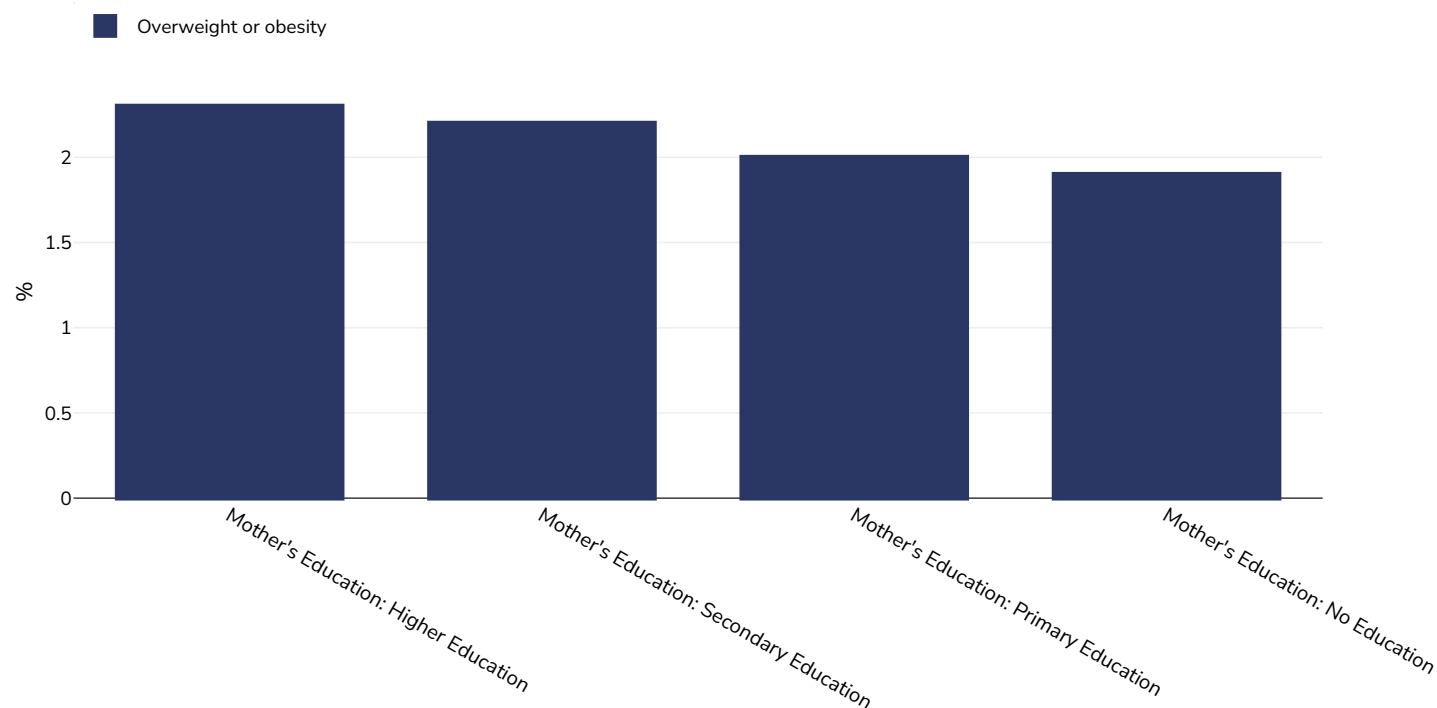
0-5 years, 2021



Survey type:	Measured
Age:	0-5
Area covered:	National
References:	National Food Consumption and Micronutrient Survey Final Report
Notes:	UNICEF/WHO/World Bank Joint Child Malnutrition Estimates Expanded Database: Overweight estimates: National and Disaggregated, July 2025, New York. Weighted sample size. For more information, please consult https://data.unicef.org/resources/jme/ . NB. Age 0-5 months not covered
Definitions:	Percentage of children under 5 years of age falling above 2 standard deviations (moderate and severe) from the median weight-for-height of the reference population.
Cutoffs:	=>+2SD

Overweight/obesity by education

0-5 years, 2018



Sample size: 12649

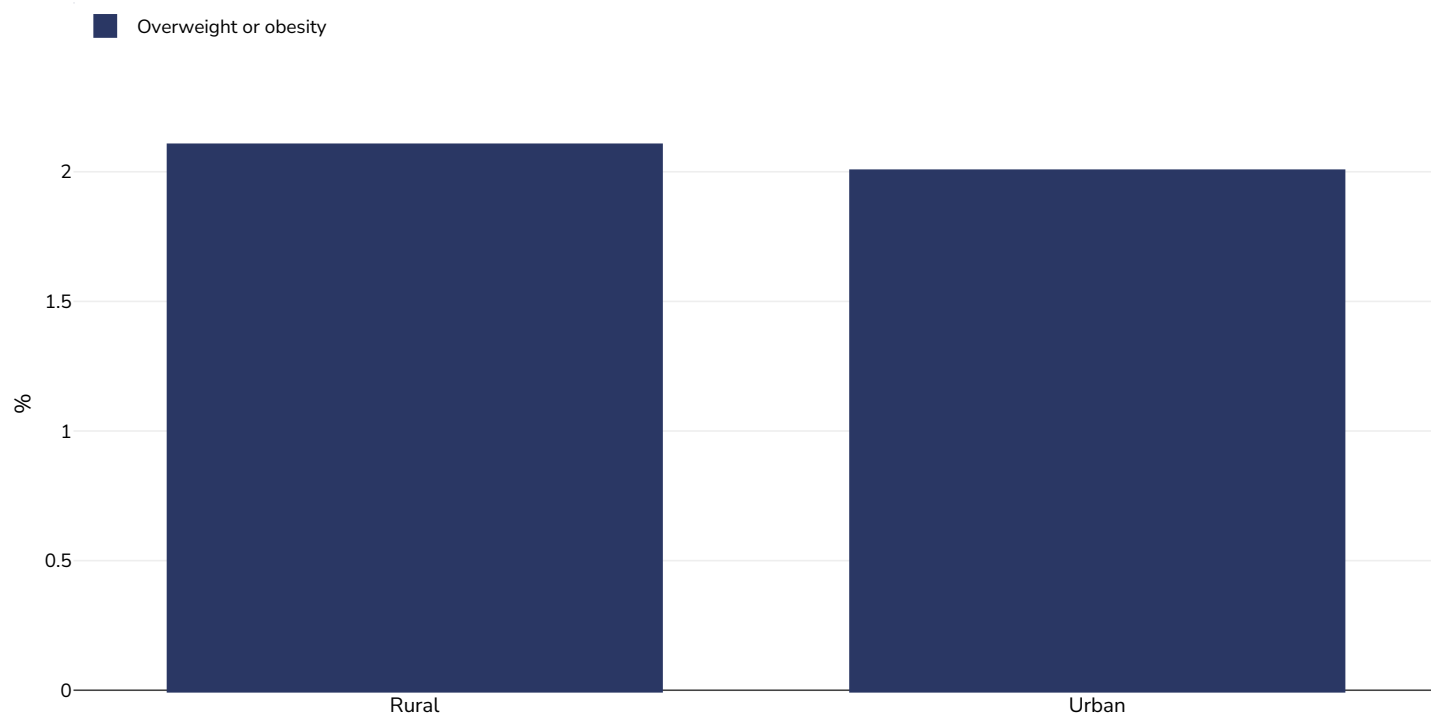
References: DHS: Nigeria Demographic and Health Survey 2018. Abuja, Nigeria, and Rockville, Maryland, USA: NPC and ICF. 2019

Notes: UNICEF/WHO/World Bank Joint Child Malnutrition Estimates Expanded Database: Overweight (Survey Estimates), May 2023, New York.
For more information about the methodology, please consult <https://data.unicef.org/resources/jme-2023-country-consultations/>
Percentage of children under 5 years of age falling above 2 standard deviations (moderate and severe) from the median weight-for-height of the reference population.

Definitions: =>+2SD

Overweight/obesity by region

0-5 years, 2018



Sample size: 12649

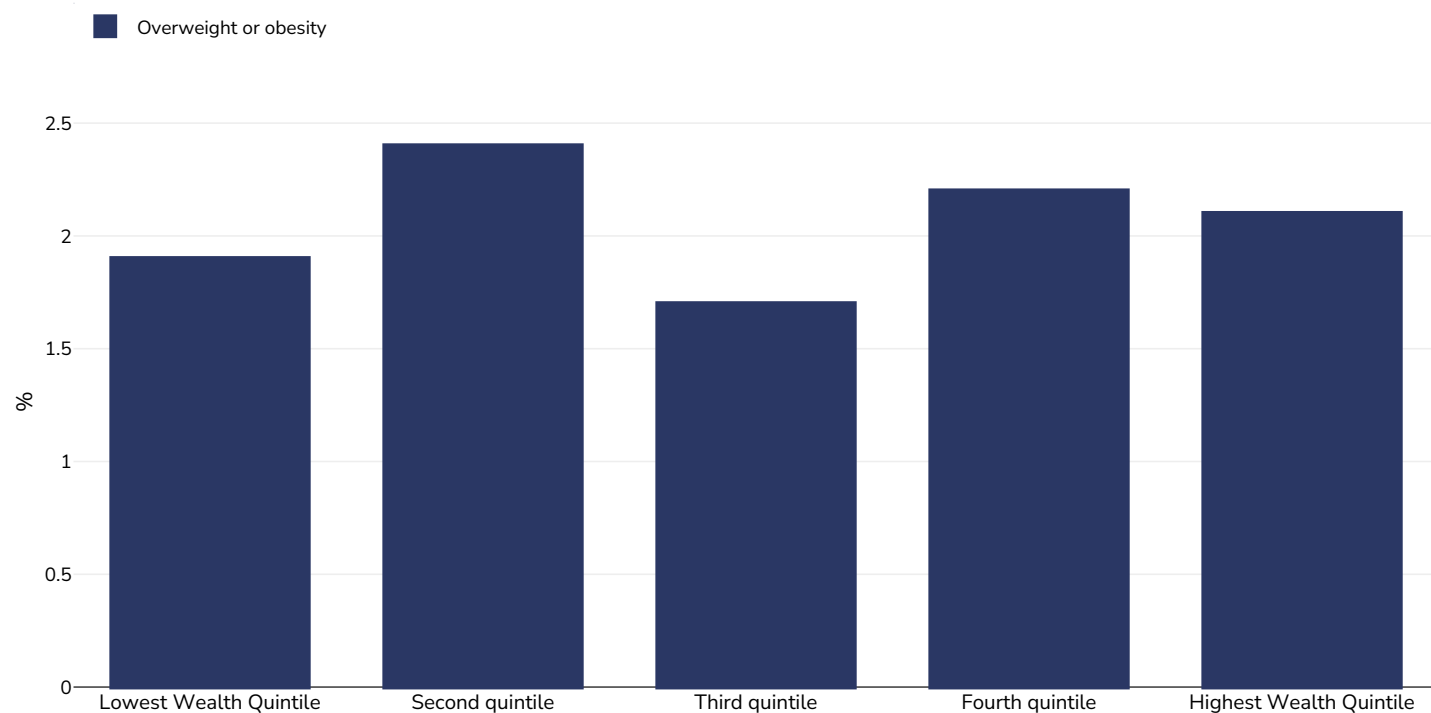
References: DHS: Nigeria Demographic and Health Survey 2018. Abuja, Nigeria, and Rockville, Maryland, USA: NPC and ICF. 2019

Notes: UNICEF/WHO/World Bank Joint Child Malnutrition Estimates Expanded Database: Overweight (Survey Estimates), May 2023, New York.
For more information about the methodology, please consult <https://data.unicef.org/resources/jme-2023-country-consultations/>
Percentage of children under 5 years of age falling above 2 standard deviations (moderate and severe) from the median weight-for-height of the reference population.

Definitions: =>+2SD

Overweight/obesity by socio-economic group

0-5 years, 2018



Sample size: 12649

References: DHS: Nigeria Demographic and Health Survey 2018. Abuja, Nigeria, and Rockville, Maryland, USA: NPC and ICF. 2019

Notes: UNICEF/WHO/World Bank Joint Child Malnutrition Estimates Expanded Database: Overweight (Survey Estimates), May 2023, New York.
For more information about the methodology, please consult <https://data.unicef.org/resources/jme-2023-country-consultations/>
Percentage of children under 5 years of age falling above 2 standard deviations (moderate and severe) from the median weight-for-height of the reference population.

Definitions: =>+2SD

Double burden of underweight & overweight


0-5 years, 2019-2020



Survey type:	Measured
Age:	0-5
References:	United Nations Children's Fund, Division of Data, Analysis, Planning and Monitoring (2025). Global UNICEF Global Databases: Overlapping Stunting, Wasting and Overweight (Survey Estimates), 2025, New York. For more information, visit: https://data.unicef.org/topic/nutrition/malnutrition/ [Accessed 06.08.25]
Notes:	Nigeria National Nutrition and Health Survey 2019
Definitions:	Combined percentage of children under 5 years of age who are either wasted, stunted, or overweight (falling below -2 standard deviations from the median weight-for-height, falling below -2 standard deviations from the median height for age, or falling at or above +2 standard deviations from the median weight-for-height of the reference population)
Cutoffs:	WHZ <-2, HAZ <-2 and WHZ >+2

% Infants exclusively breastfed 0-5 months

0-5 years, 2010-2024



References:

Nigeria Demographic and Health Survey 2023–24

Notes: Full details are available. Original citation: United Nations Children’s Fund, Division of Data, Analysis, Planning and Monitoring (2024).
Global UNICEF Global Databases: Infant and Young Child Feeding: Exclusive breastfeeding, New York, December 2024.

PDF created on September 9, 2025