

# Report card


## Nigeria



Contents	Page
Obesity prevalence	2
Trend: % Adults living with obesity, 2003-2018	5
Trend: % Adults living with overweight or obesity, 2003-2018	6
Overweight/obesity by education	7
Overweight/obesity by age	10
Overweight/obesity by region	11
Overweight/obesity by socio-economic group	14
Insufficient physical activity	17
Estimated per capita fruit intake	20
Estimated per-capita processed meat intake	21
Estimated per capita whole grains intake	22
Mental health - depression disorders	23
Mental health - anxiety disorders	24
% Infants exclusively breastfed 0-5 months	25
Oesophageal cancer	26
Breast cancer	28
Colorectal cancer	29
Pancreatic cancer	31
Gallbladder cancer	33
Kidney cancer	35
Cancer of the uterus	37
Raised blood pressure	38
Raised cholesterol	41
Raised fasting blood glucose	44
Diabetes prevalence	46
Contextual factors	47


## Obesity prevalence

### Women, 2018



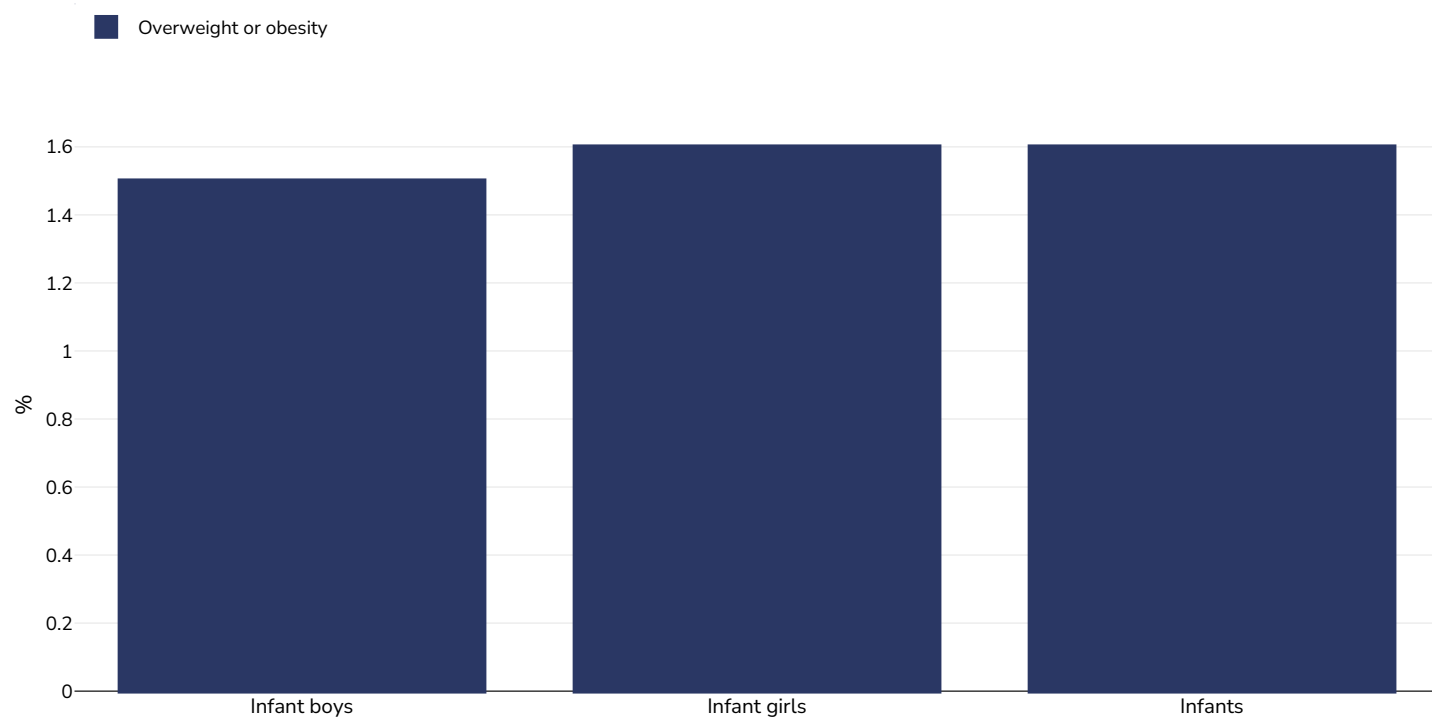
Survey type:	Measured
Age:	15-49
Sample size:	12728
Area covered:	National
References:	National Population Commission - NPC/Nigeria and ICF. 2019. Nigeria Demographic and Health Survey 2018. Abuja, Nigeria, and Rockville, Maryland, USA: NPC and ICF. ( <a href="https://www.dhsprogram.com/pubs/pdf/FR359/FR359.pdf">https://www.dhsprogram.com/pubs/pdf/FR359/FR359.pdf</a> last accessed 07.11.19)
Notes:	Demographic Health Survey data includes ever married women aged 15-49 years only and may include males aged 15-59. <i>Unless otherwise noted, overweight refers to a BMI between 25kg and 29.9kg/m<sup>2</sup>, obesity refers to a BMI greater than 30kg/m<sup>2</sup>.</i>

## Girls, 2013



Survey type:	Measured
Age:	15-19
Sample size:	6039
Area covered:	National
References:	Benedict, Rukundo K., Allison Schmale, and Sorrel Namaste. 2018. Adolescent Nutrition 2000-2017: DHS Data on Adolescents Age 15-19. DHS Comparative Report No. 47. Rockville, Maryland, USA: ICF. National Population Commission - NPC/Nigeria and ICF International. 2014. Nigeria Demographic and Health Survey 2013. Abuja, Nigeria: NPC/Nigeria and ICF International.
Definitions:	BMI for age: between +1 SD and +2 SD is overweight and greater than +2 SD is obesity
Cutoffs:	WHO 2007

## Infants, 2019-2020



Age: 0-5

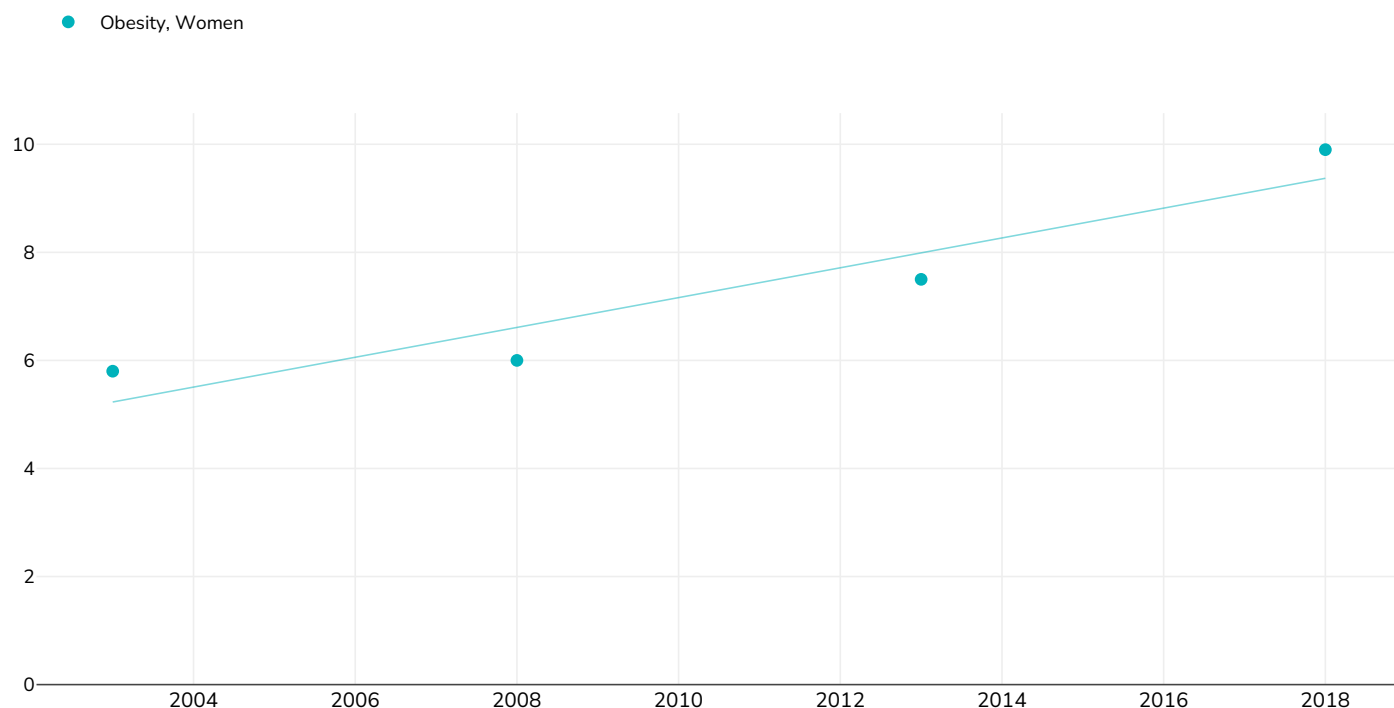
Sample size: 16383

References: SMART: Nigeria National Nutrition and Health Survey 2019

Notes: UNICEF/WHO/World Bank Joint Child Malnutrition Estimates Expanded Database: Overweight (Survey Estimates), May 2023, New York. For more information about the methodology, please consult <https://data.unicef.org/resources/jme-2023-country-consultations/>

Definitions: =>+SD

## % Adults living with obesity, 2003-2018



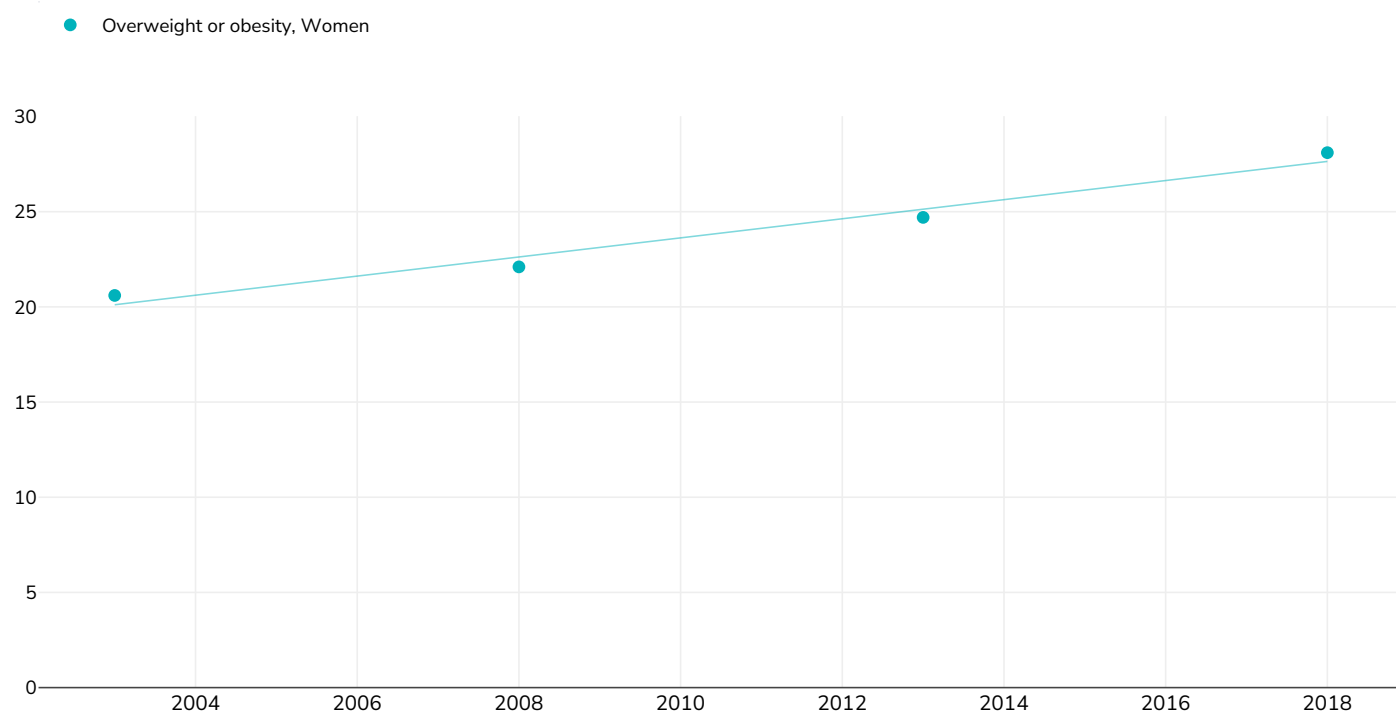
Survey type: Measured

References: 2003: National Population Commission - NPC/Nigeria and ORC Macro. 2004. Nigeria Demographic and Health Survey 2003. Calverton, Maryland: NPC/Nigeria and ORC Macro.  
 2008: National Population Commission - NPC/Nigeria and ICF Macro. 2009. Nigeria Demographic and Health Survey 2008. Abuja, Nigeria: NPC/Nigeria and ICF Macro.  
 2013: National Population Commission - NPC/Nigeria and ICF International. 2014. Nigeria Demographic and Health Survey 2013. Abuja, Nigeria: NPC/Nigeria and ICF International.  
 2018: National Population Commission - NPC/Nigeria and ICF. 2019. Nigeria Demographic and Health Survey 2018. Abuja, Nigeria, and Rockville, Maryland, USA: NPC and ICF. (<https://www.dhsprogram.com/pubs/pdf/FR359/FR359.pdf> last accessed 07.11.19)

*Unless otherwise noted, overweight refers to a BMI between 25kg and 29.9kg/m<sup>2</sup>, obesity refers to a BMI greater than 30kg/m<sup>2</sup>.*

*Different methodologies may have been used to collect this data and so data from different surveys may not be strictly comparable. Please check with original data sources for methodologies used.*

## % Adults living with overweight or obesity, 2003-2018



Survey type: Measured

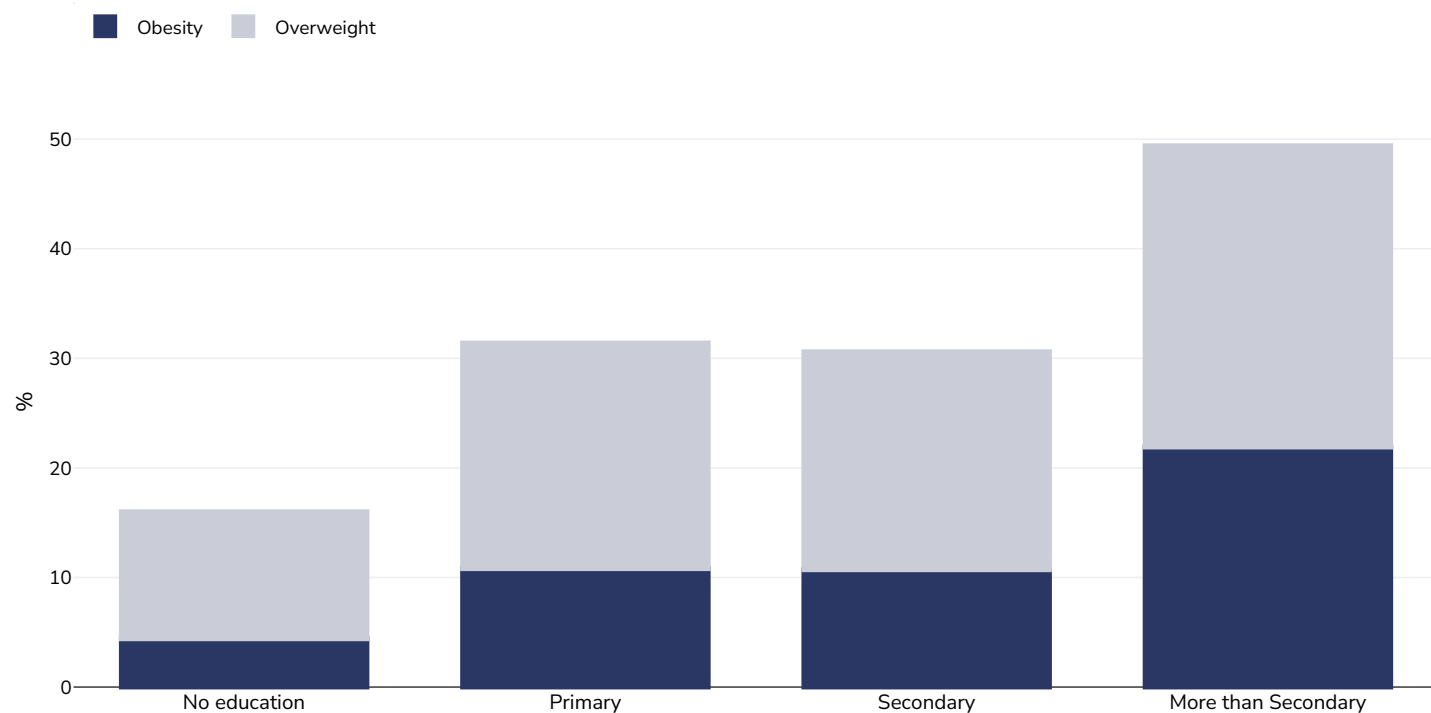
References: 2003: National Population Commission - NPC/Nigeria and ORC Macro. 2004. Nigeria Demographic and Health Survey 2003. Calverton, Maryland: NPC/Nigeria and ORC Macro.  
2008: National Population Commission - NPC/Nigeria and ICF Macro. 2009. Nigeria Demographic and Health Survey 2008. Abuja, Nigeria: NPC/Nigeria and ICF Macro.  
2013: National Population Commission - NPC/Nigeria and ICF International. 2014. Nigeria Demographic and Health Survey 2013. Abuja, Nigeria: NPC/Nigeria and ICF International.  
2018: National Population Commission - NPC/Nigeria and ICF. 2019. Nigeria Demographic and Health Survey 2018. Abuja, Nigeria, and Rockville, Maryland, USA: NPC and ICF. (<https://www.dhsprogram.com/pubs/pdf/FR359/FR359.pdf> last accessed 07.11.19)

*Unless otherwise noted, overweight refers to a BMI between 25kg and 29.9kg/m<sup>2</sup>, obesity refers to a BMI greater than 30kg/m<sup>2</sup>.*

*Different methodologies may have been used to collect this data and so data from different surveys may not be strictly comparable. Please check with original data sources for methodologies used.*

## Overweight/obesity by education

### Women, 2018



Survey type: Measured

Age: 15-49

Sample size: 12728

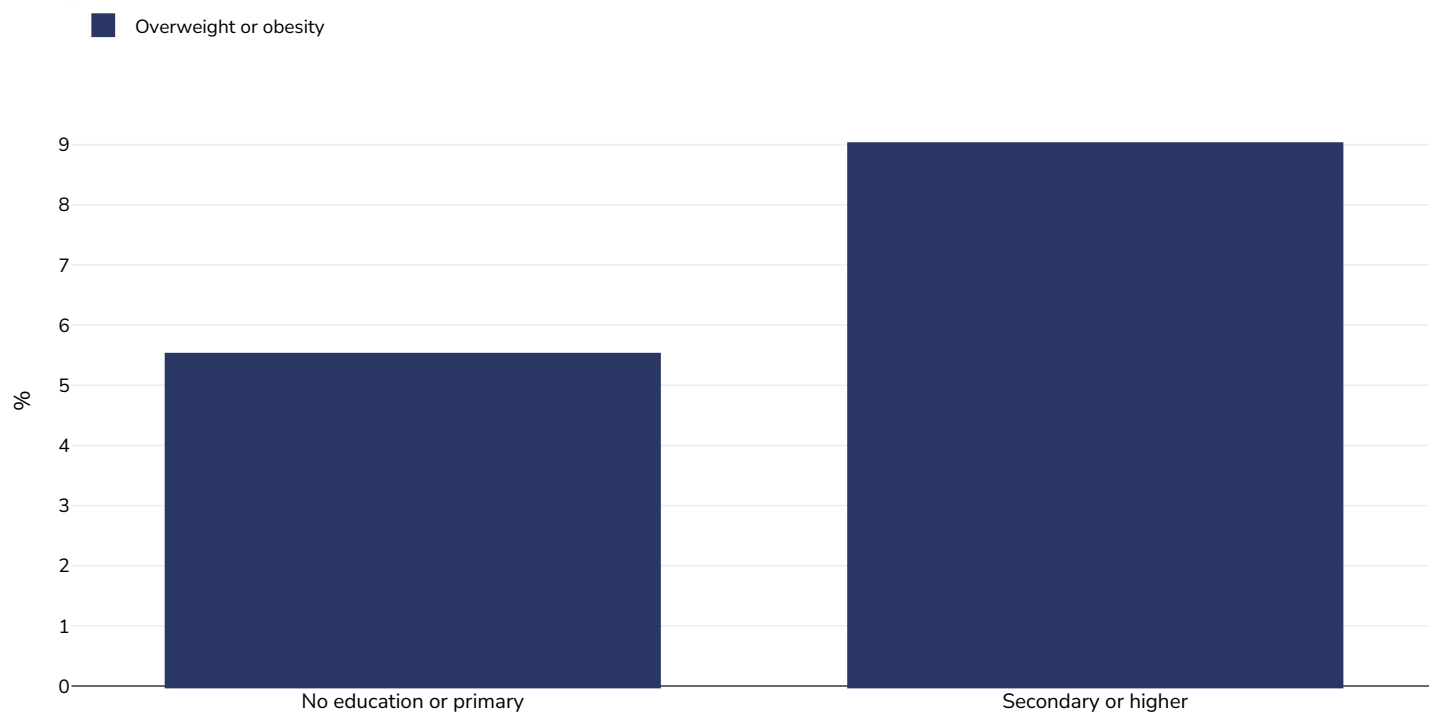
Area covered: National

References: National Population Commission - NPC/Nigeria and ICF. 2019. Nigeria Demographic and Health Survey 2018. Abuja, Nigeria, and Rockville, Maryland, USA: NPC and ICF. (<https://www.dhsprogram.com/pubs/pdf/FR359/FR359.pdf> last accessed 07.11.19)

Notes: Demographic Health Survey data includes ever married women aged 15-49 years only and may include males aged 15-59.

*Unless otherwise noted, overweight refers to a BMI between 25kg and 29.9kg/m<sup>2</sup>, obesity refers to a BMI greater than 30kg/m<sup>2</sup>.*

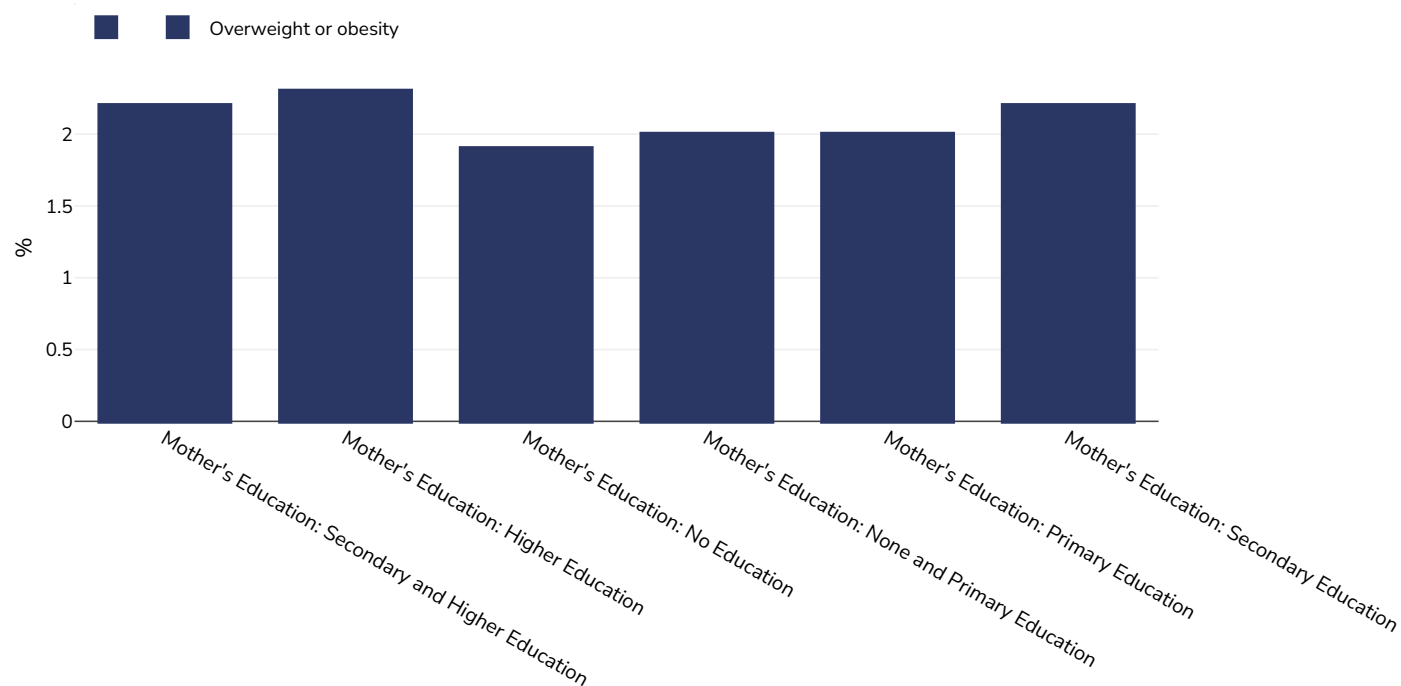
## Girls, 2013



Survey type:	Measured
Age:	15-19
Sample size:	6041
Area covered:	National
References:	Benedict, Rukundo K., Allison Schmale, and Sorrel Namaste. 2018. Adolescent Nutrition 2000-2017: DHS Data on Adolescents Age 15-19. DHS Comparative Report No. 47. Rockville, Maryland, USA: ICF. National Population Commission - NPC/Nigeria and ICF International. 2014. Nigeria Demographic and Health Survey 2013. Abuja, Nigeria: NPC/Nigeria and ICF International.
Definitions:	BMI for age: between +1 SD and +2 SD is overweight and greater than +2 SD is obesity
Cutoffs:	WHO 2007



## Infants, 2018



Sample size: 12649

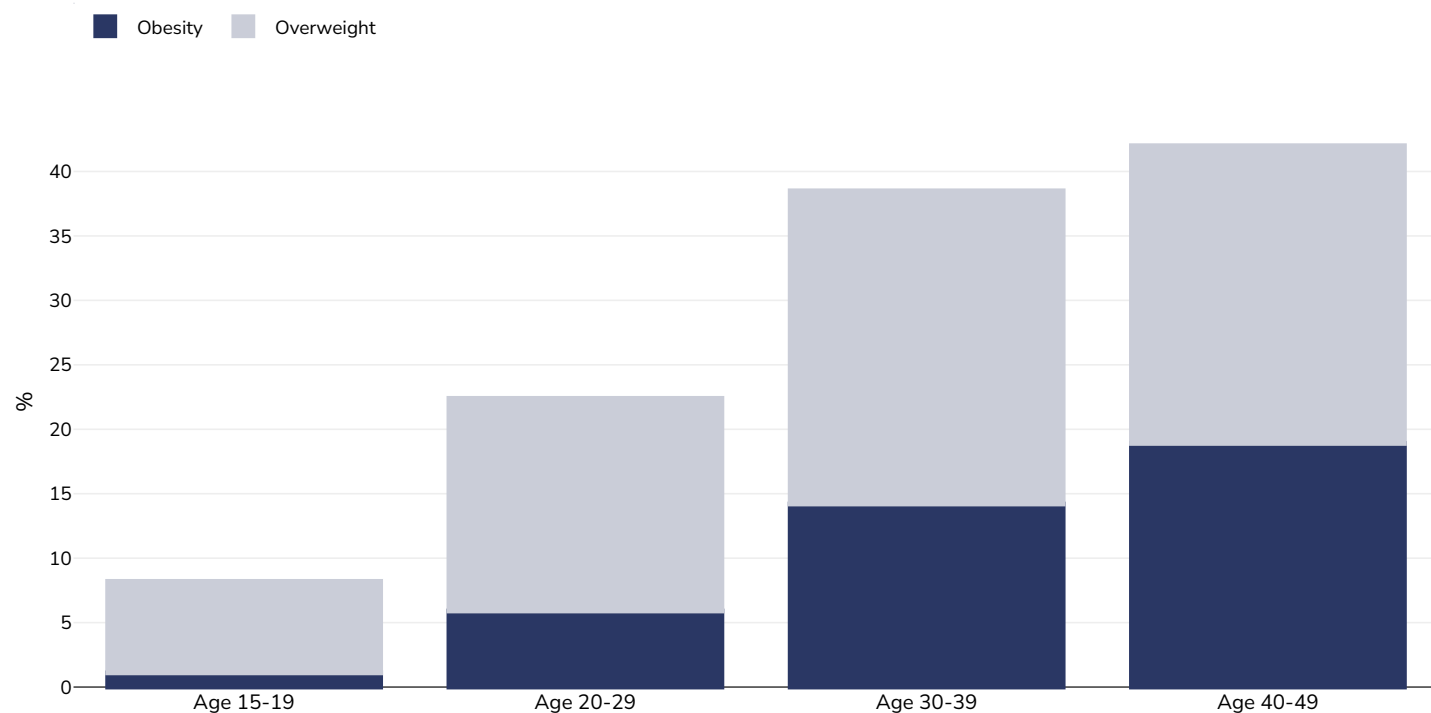
References: DHS: Nigeria Demographic and Health Survey 2018. Abuja, Nigeria, and Rockville, Maryland, USA: NPC and ICF. 2019

Notes: UNICEF/WHO/World Bank Joint Child Malnutrition Estimates Expanded Database: Overweight (Survey Estimates), May 2023, New York. For more information about the methodology, please consult <https://data.unicef.org/resources/jme-2023-country-consultations/>

Definitions: =>+SD

## Overweight/obesity by age

### Women, 2018



Survey type: Measured

Sample size: 12728

Area covered: National

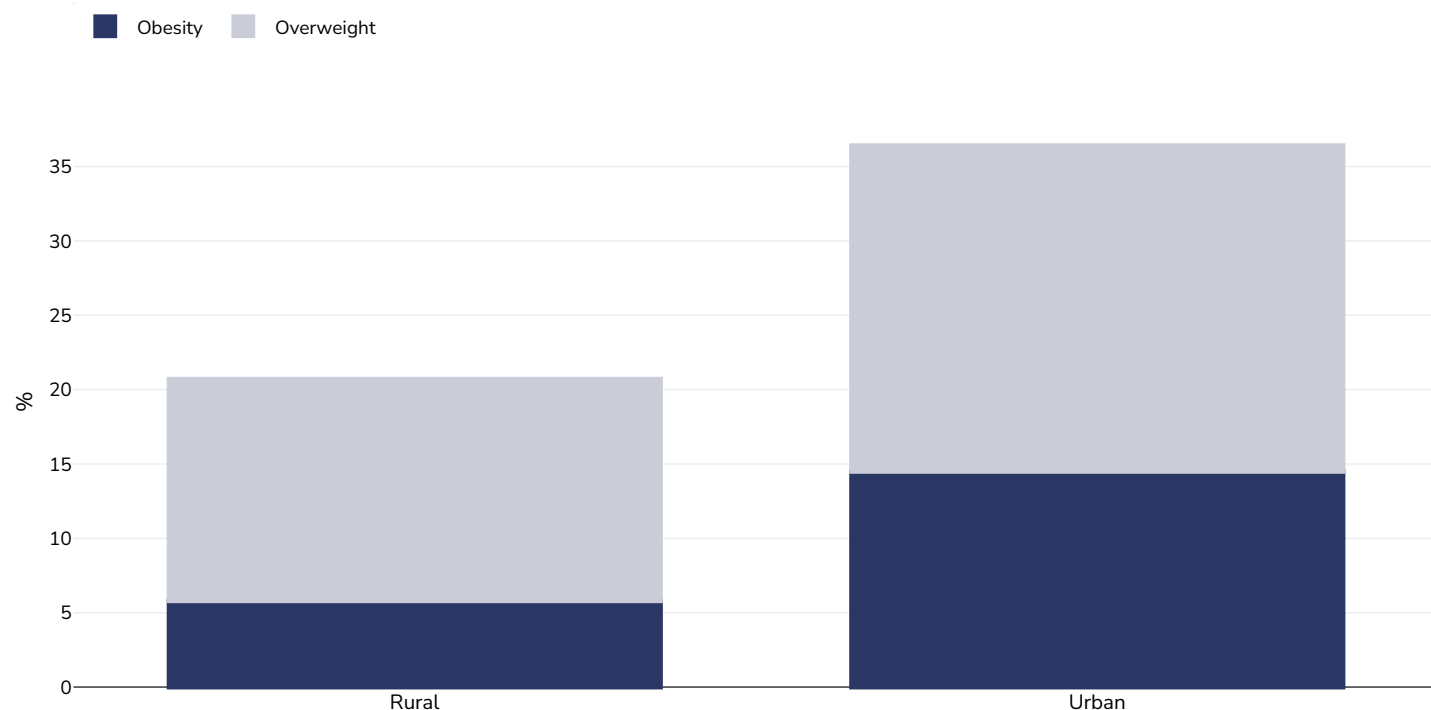
References: National Population Commission - NPC/Nigeria and ICF. 2019. Nigeria Demographic and Health Survey 2018. Abuja, Nigeria, and Rockville, Maryland, USA: NPC and ICF.

Notes: Demographic Health Survey data includes ever married women aged 15-49 years only and may include males aged 15-59.

*Unless otherwise noted, overweight refers to a BMI between 25kg and 29.9kg/m<sup>2</sup>, obesity refers to a BMI greater than 30kg/m<sup>2</sup>.*

## Overweight/obesity by region

### Women, 2018



Survey type: Measured

Age: 15-49

Sample size: 12728

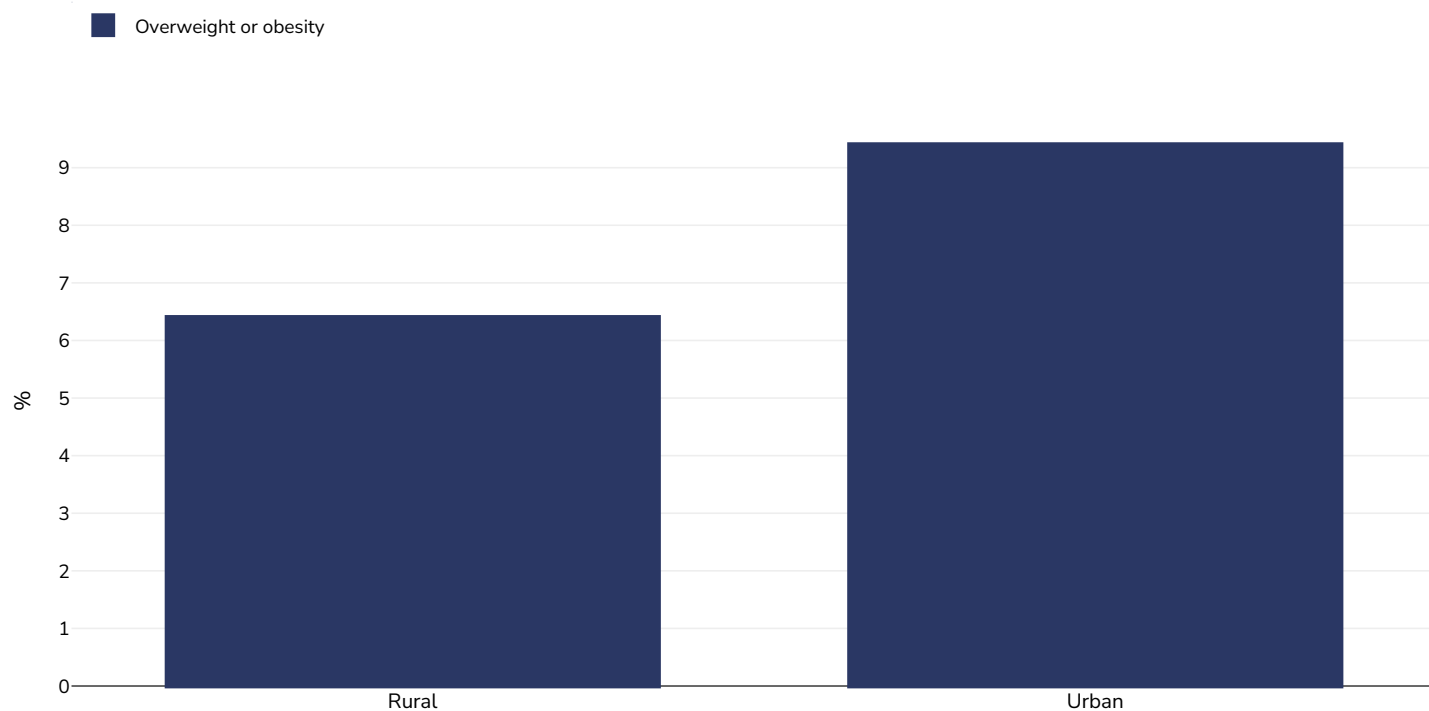
Area covered: National

References: National Population Commission - NPC/Nigeria and ICF. 2019. Nigeria Demographic and Health Survey 2018. Abuja, Nigeria, and Rockville, Maryland, USA: NPC and ICF.

Notes: Demographic Health Survey data includes ever married women aged 15-49 years only and may include males aged 15-59.

*Unless otherwise noted, overweight refers to a BMI between 25kg and 29.9kg/m<sup>2</sup>, obesity refers to a BMI greater than 30kg/m<sup>2</sup>.*

## Girls, 2013



Survey type: Measured

Age: 15-19

Sample size: 6039

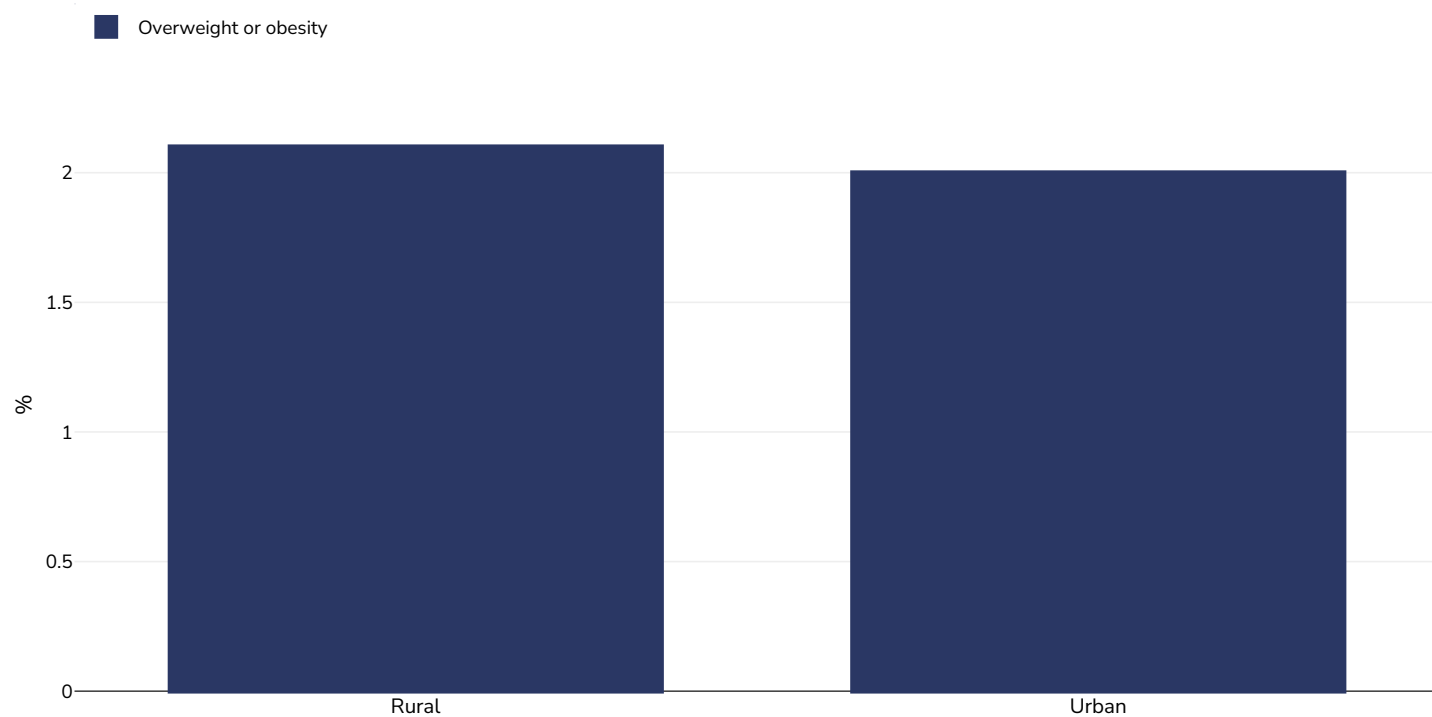
Area covered: National

References: Benedict, Rukundo K., Allison Schmale, and Sorrel Namaste. 2018. Adolescent Nutrition 2000-2017: DHS Data on Adolescents Age 15-19. DHS Comparative Report No. 47. Rockville, Maryland, USA: ICF. National Population Commission - NPC/Nigeria and ICF International. 2014. Nigeria Demographic and Health Survey 2013. Abuja, Nigeria: NPC/Nigeria and ICF International.

Definitions: BMI for age: between +1 SD and +2 SD is overweight and greater than +2 SD is obesity

Cutoffs: WHO 2007

## Infants, 2018



Sample size: 12649

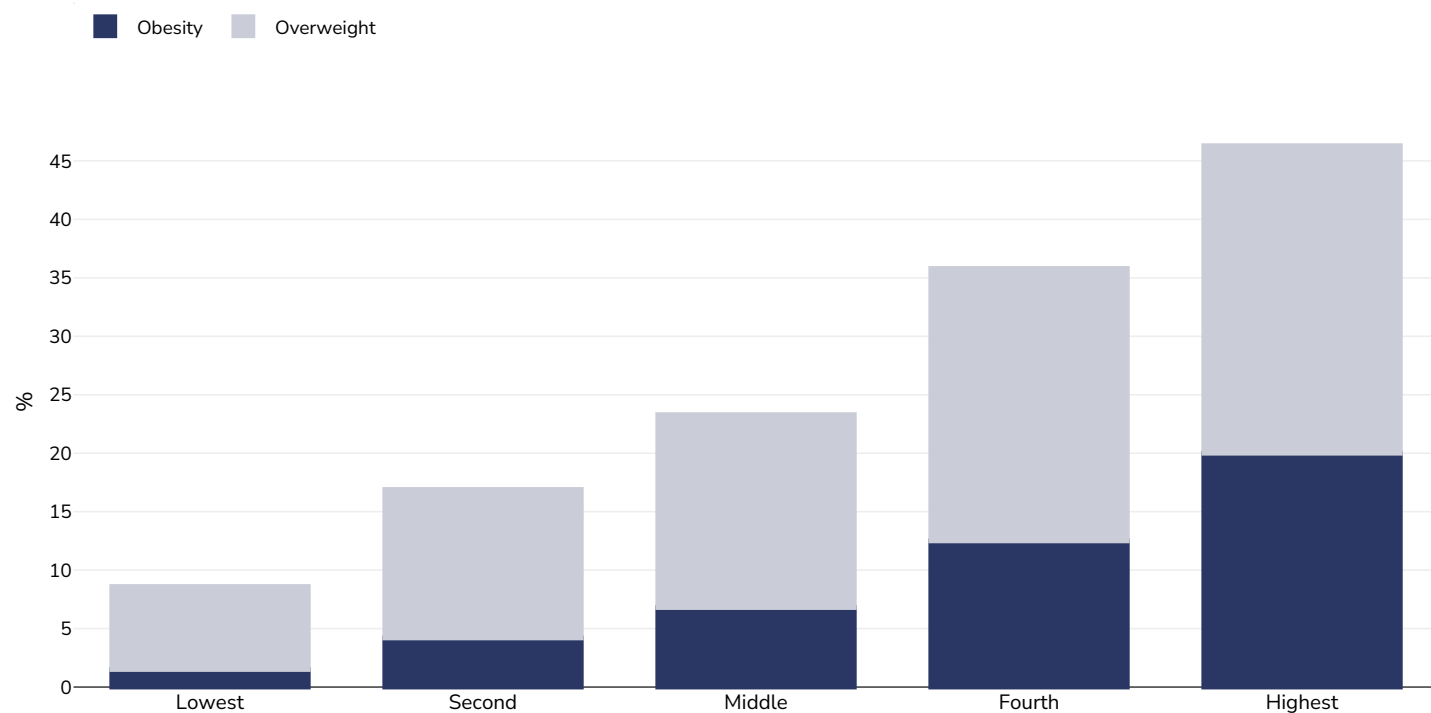
References: DHS: Nigeria Demographic and Health Survey 2018. Abuja, Nigeria, and Rockville, Maryland, USA: NPC and ICF. 2019

Notes: UNICEF/WHO/World Bank Joint Child Malnutrition Estimates Expanded Database: Overweight (Survey Estimates), May 2023, New York. For more information about the methodology, please consult <https://data.unicef.org/resources/jme-2023-country-consultations/>

Definitions: =>+SD

## Overweight/obesity by socio-economic group

### Women, 2018



Survey type: Measured

Age: 15-49

Sample size: 12728

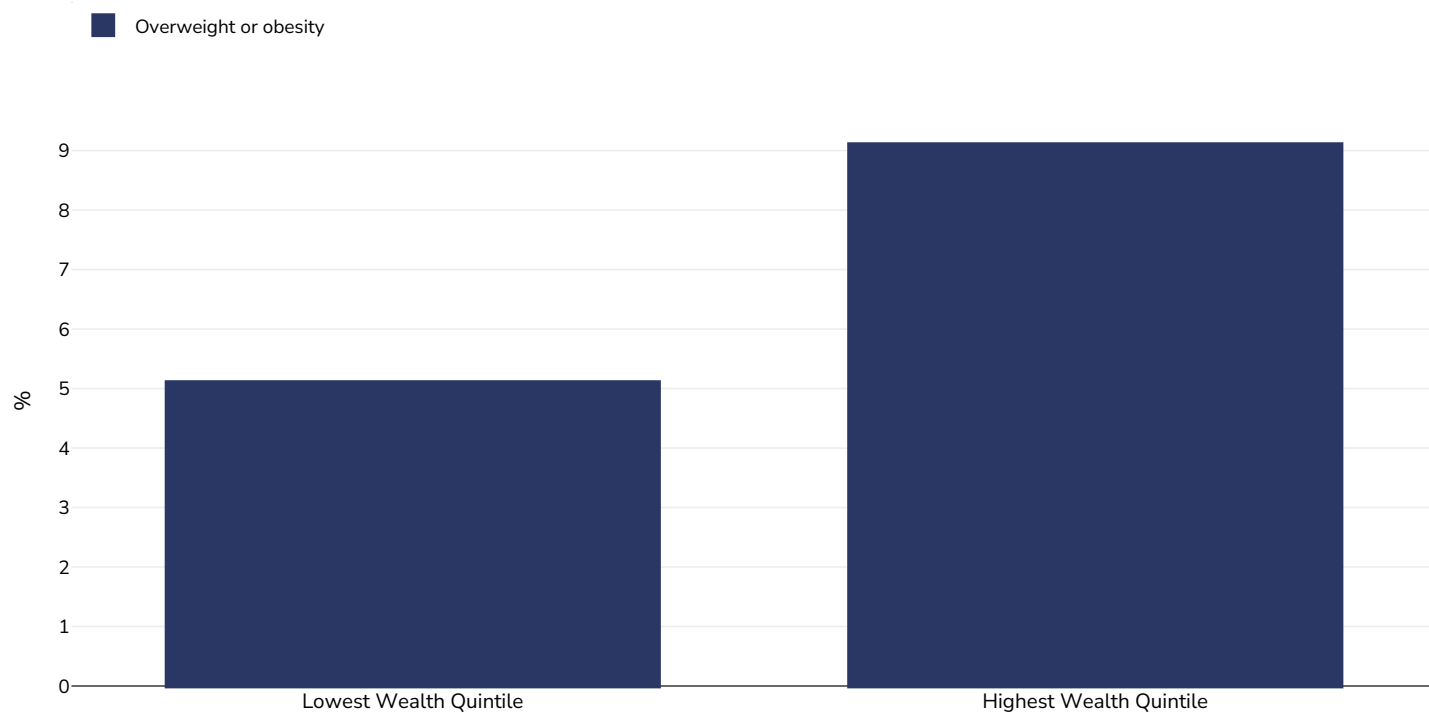
Area covered: National

References: National Population Commission - NPC/Nigeria and ICF. 2019. Nigeria Demographic and Health Survey 2018. Abuja, Nigeria, and Rockville, Maryland, USA: NPC and ICF. (<https://www.dhsprogram.com/pubs/pdf/FR359/FR359.pdf> last accessed 07.11.19)

Notes: Demographic Health Survey data includes ever married women aged 15-49 years only and may include males aged 15-59.

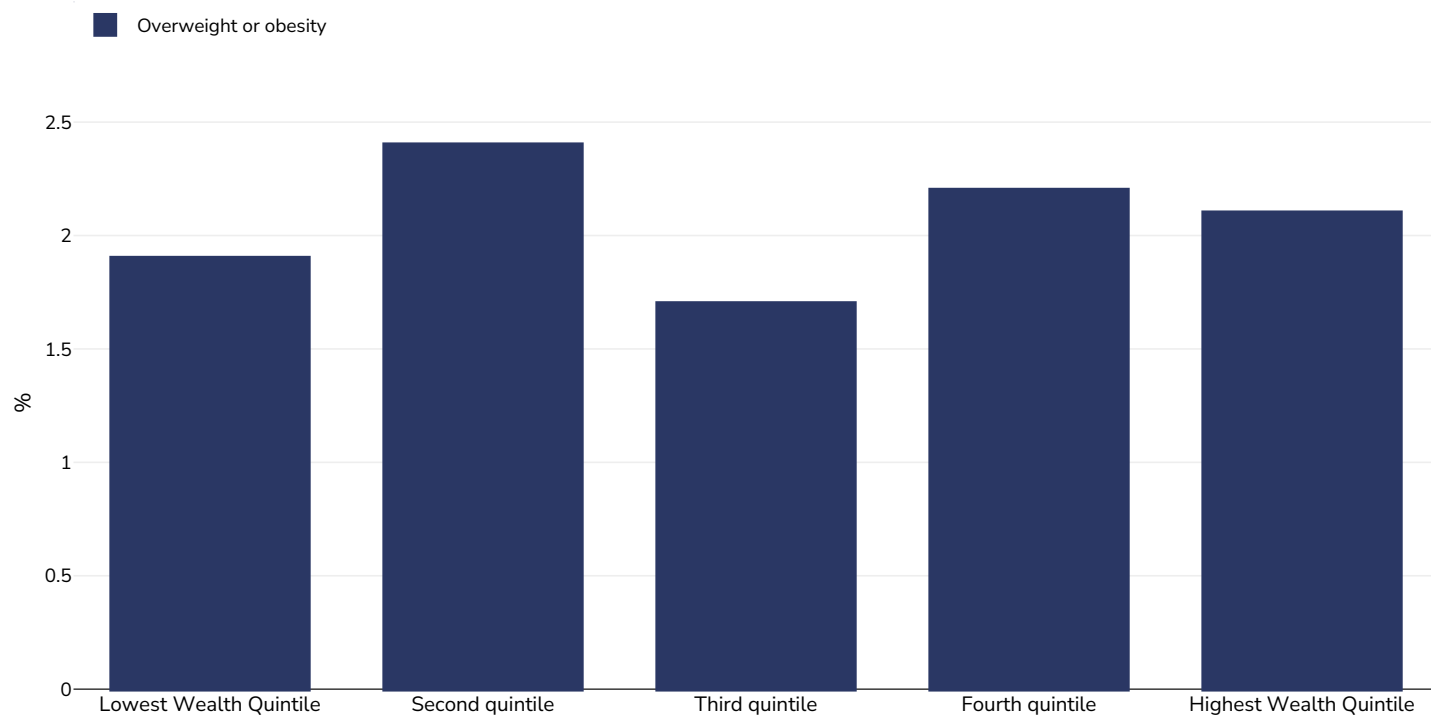
*Unless otherwise noted, overweight refers to a BMI between 25kg and 29.9kg/m<sup>2</sup>, obesity refers to a BMI greater than 30kg/m<sup>2</sup>.*

## Girls, 2013



Survey type:	Measured
Age:	15-19
Sample size:	6039
Area covered:	National
References:	Benedict, Rukundo K., Allison Schmale, and Sorrel Namaste. 2018. Adolescent Nutrition 2000-2017: DHS Data on Adolescents Age 15-19. DHS Comparative Report No. 47. Rockville, Maryland, USA: ICF. National Population Commission - NPC/Nigeria and ICF International. 2014. Nigeria Demographic and Health Survey 2013. Abuja, Nigeria: NPC/Nigeria and ICF International.
Definitions:	BMI for age: between +1 SD and +2 SD is overweight and greater than +2 SD is obesity
Cutoffs:	WHO 2007

## Infants, 2018



Sample size: 12649

References: DHS: Nigeria Demographic and Health Survey 2018. Abuja, Nigeria, and Rockville, Maryland, USA: NPC and ICF. 2019

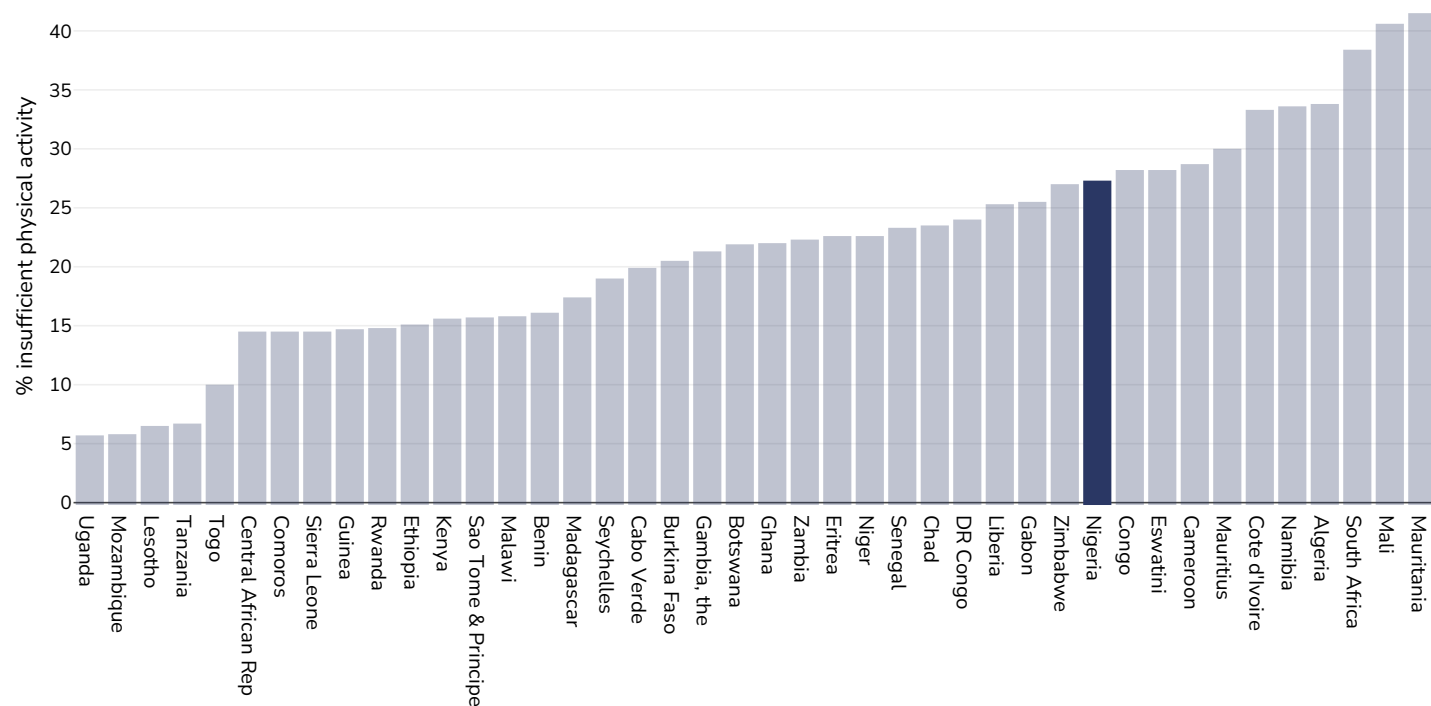
Notes: UNICEF/WHO/World Bank Joint Child Malnutrition Estimates Expanded Database: Overweight (Survey Estimates), May 2023, New York. For more information about the methodology, please consult <https://data.unicef.org/resources/jme-2023-country-consultations/>

Definitions: =>+SD



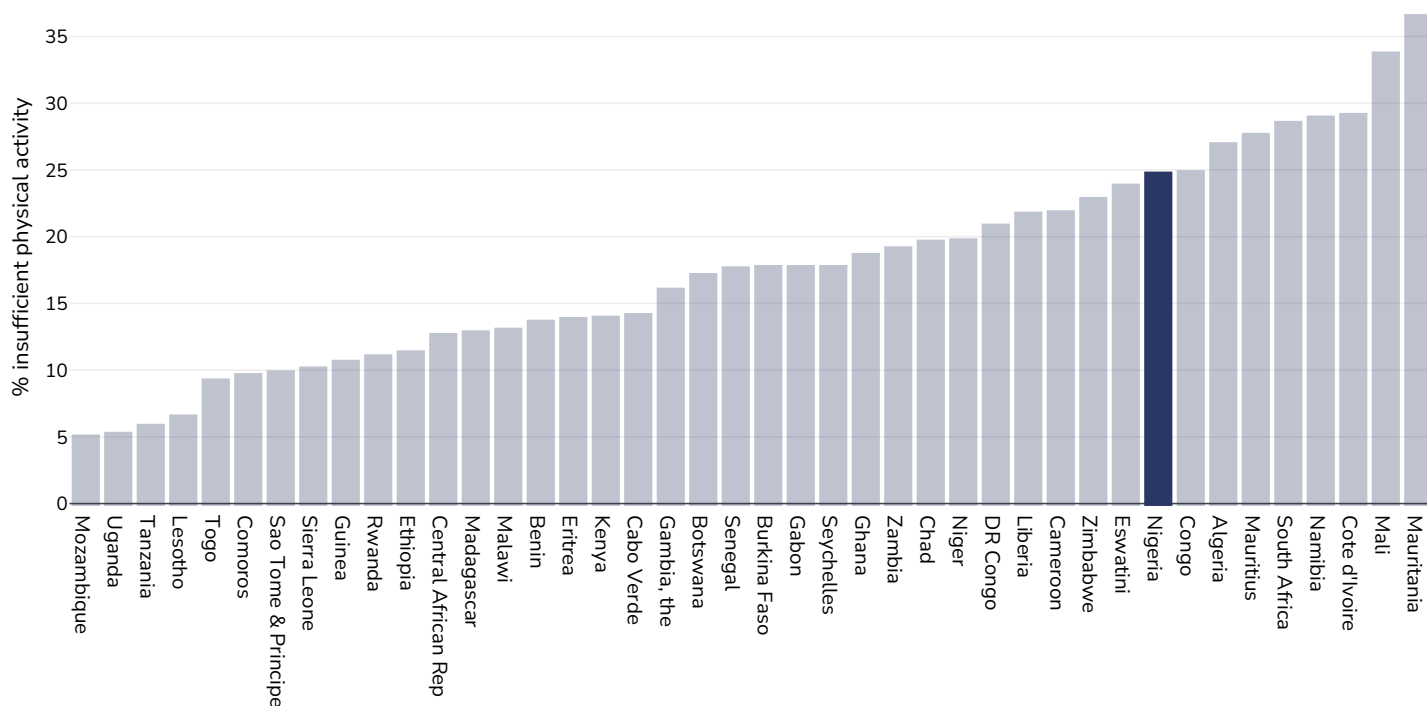
## Insufficient physical activity

Adults, 2016



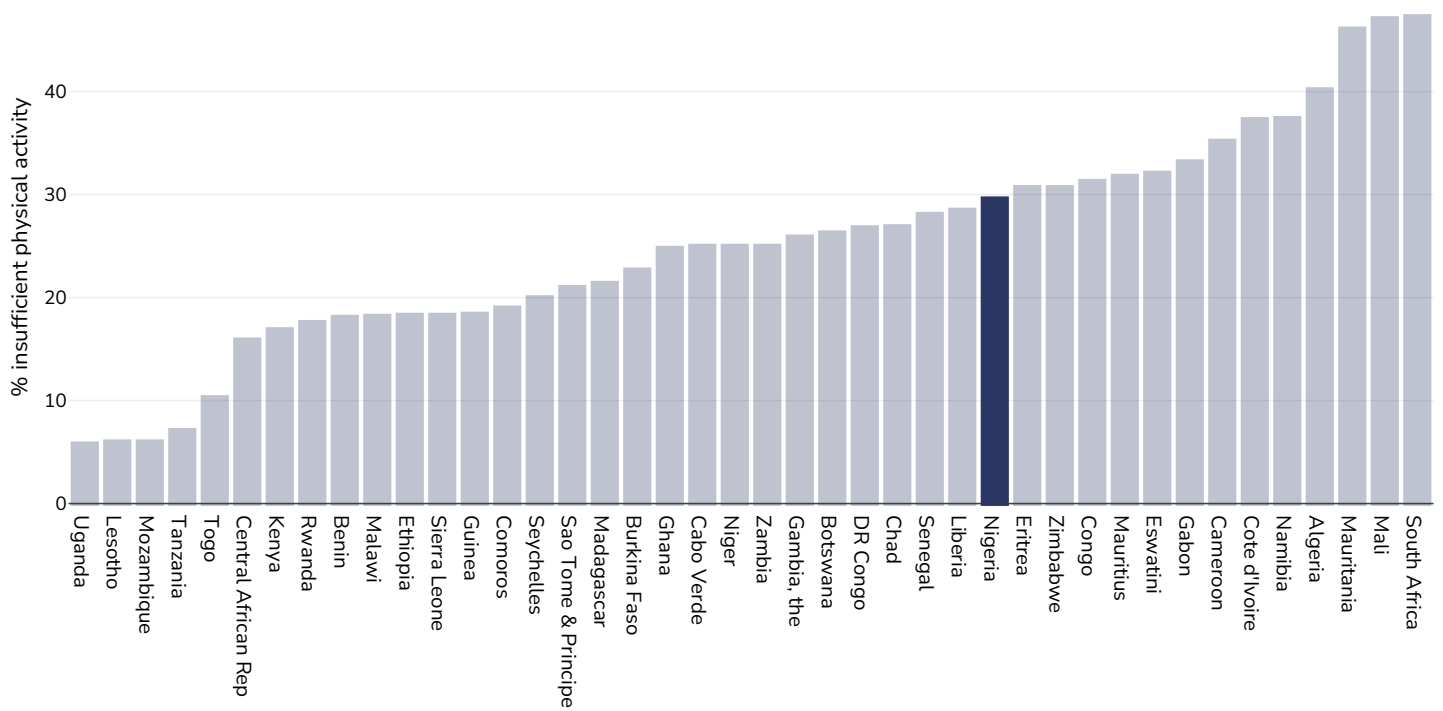
References: Guthold R, Stevens GA, Riley LM, Bull FC. Worldwide trends in insufficient physical activity from 2001 to 2016: a pooled analysis of 358 population-based surveys with 1.9 million participants. *Lancet* 2018 [http://dx.doi.org/10.1016/S2214-109X\(18\)30357-7](http://dx.doi.org/10.1016/S2214-109X(18)30357-7)

## Men, 2016



References: Guthold R, Stevens GA, Riley LM, Bull FC. Worldwide trends in insufficient physical activity from 2001 to 2016: a pooled analysis of 358 population-based surveys with 1.9 million participants. Lancet 2018 [http://dx.doi.org/10.1016/S2214-109X\(18\)30357-7](http://dx.doi.org/10.1016/S2214-109X(18)30357-7)

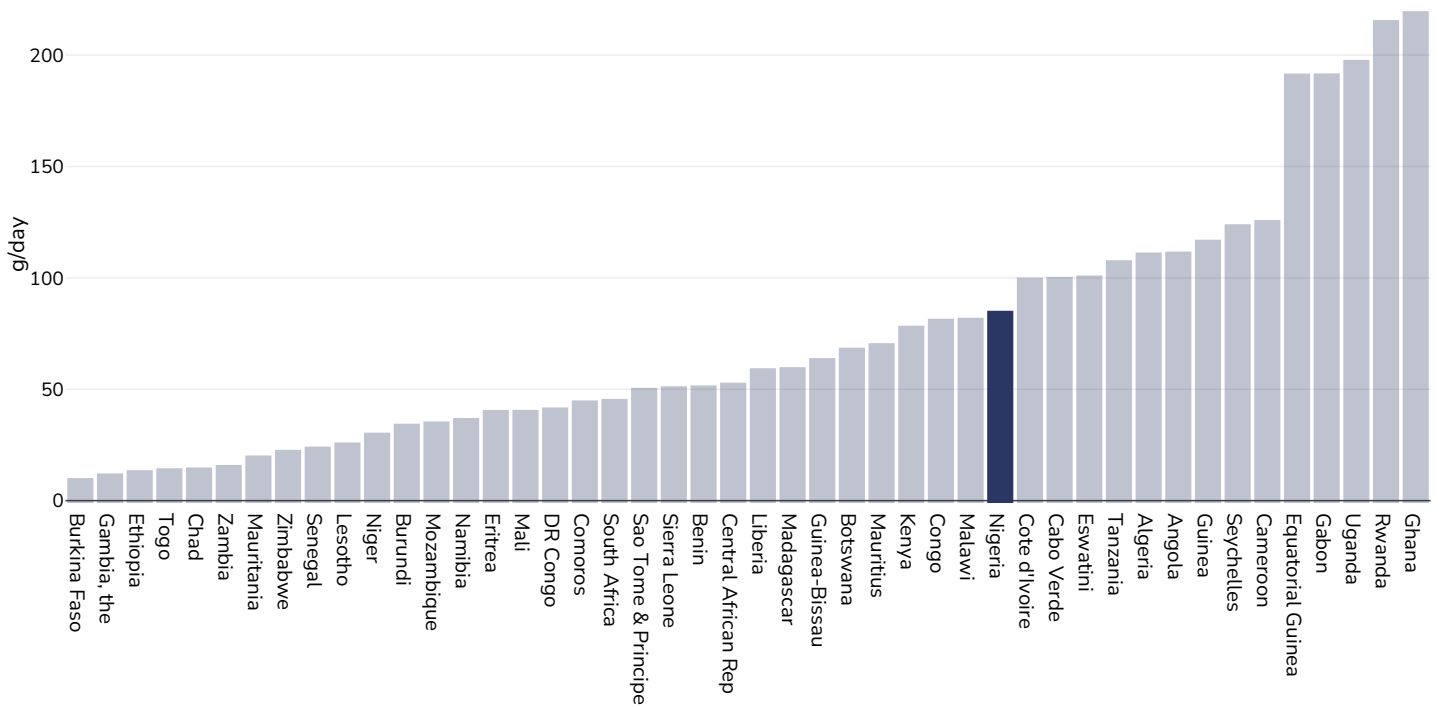
## Women, 2016



References: Guthold R, Stevens GA, Riley LM, Bull FC. Worldwide trends in insufficient physical activity from 2001 to 2016: a pooled analysis of 358 population-based surveys with 1.9 million participants. Lancet 2018 [http://dx.doi.org/10.1016/S2214-109X\(18\)30357-7](http://dx.doi.org/10.1016/S2214-109X(18)30357-7)

## Estimated per capita fruit intake

Adults, 2017



Survey type:

Measured

Age:

25+

References:

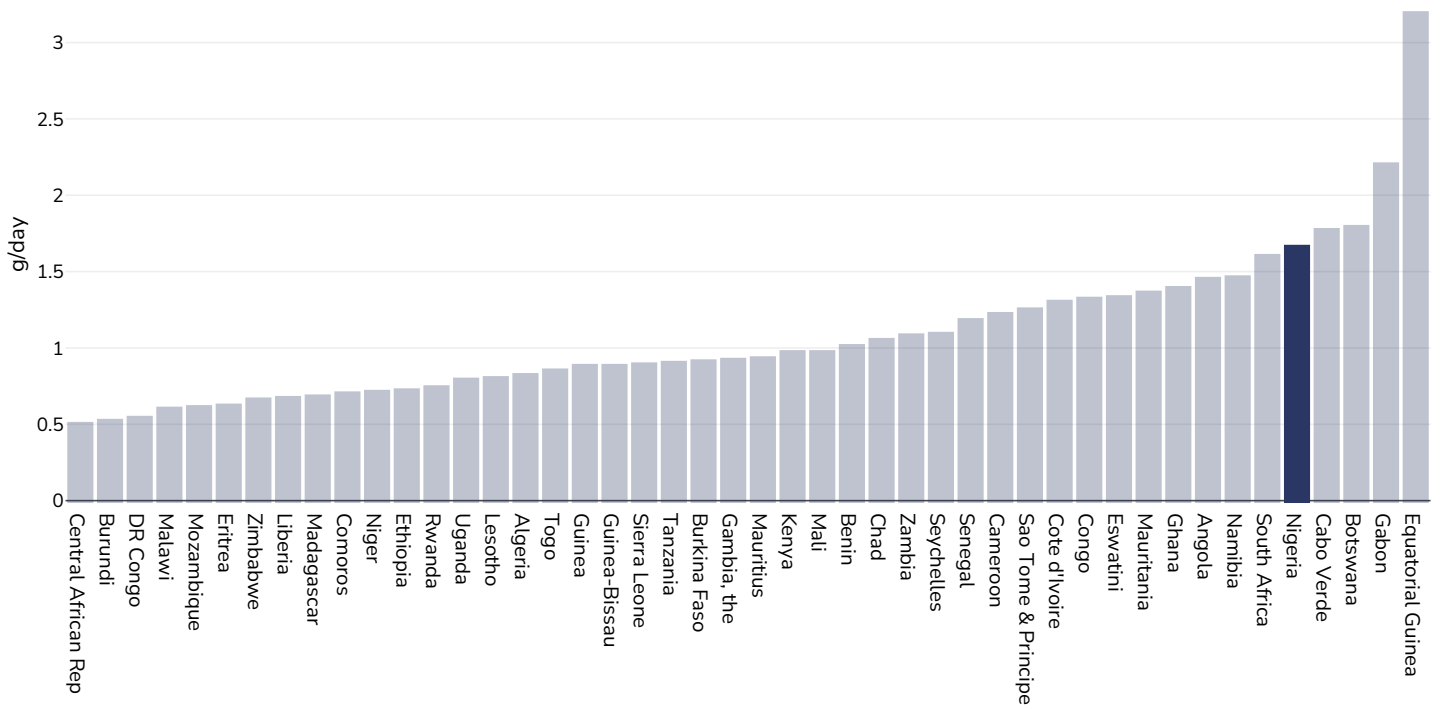
Global Burden of Disease, the Institute for Health Metrics and Evaluation <http://ghdx.healthdata.org/>

Definitions:

Estimated per-capita fruit intake (g/day)

## Estimated per-capita processed meat intake

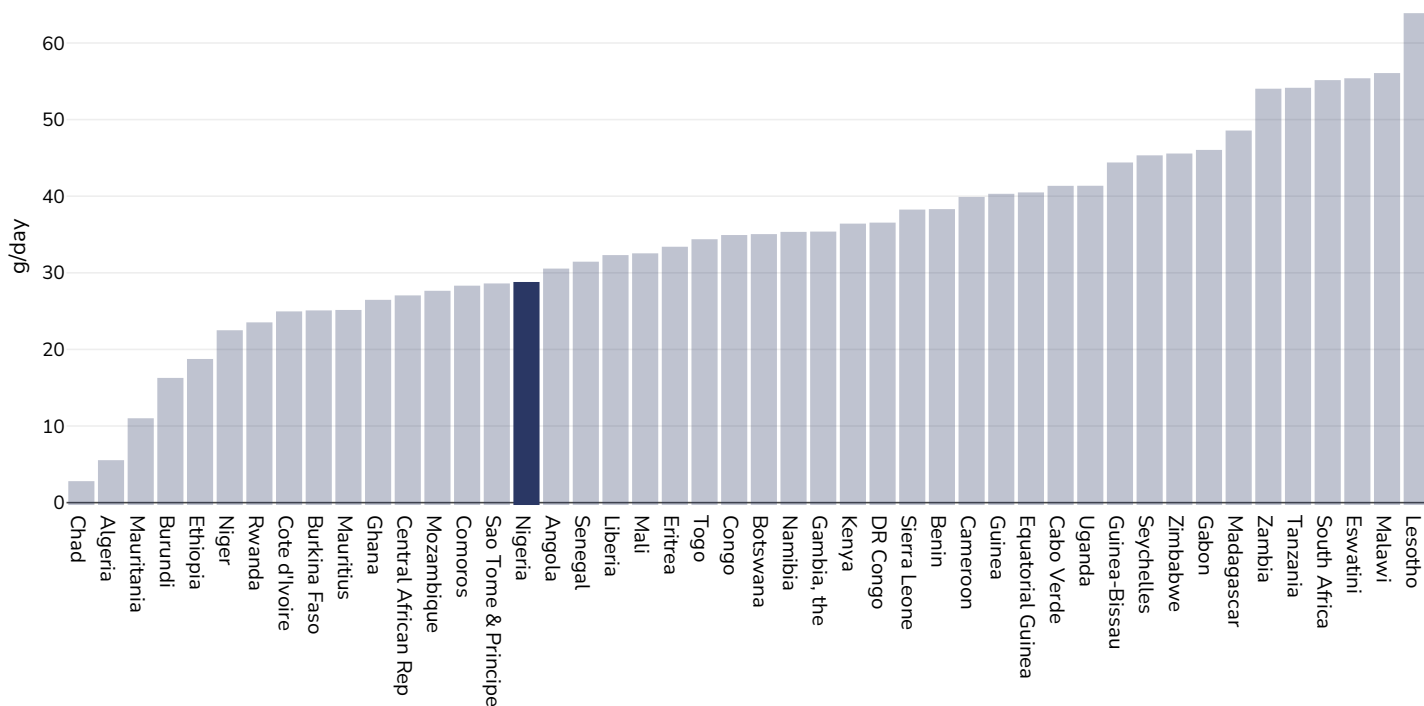
### Adults, 2017



Survey type:	Measured
Age:	25+
References:	Global Burden of Disease, the Institute for Health Metrics and Evaluation <a href="http://ghdx.healthdata.org/">http://ghdx.healthdata.org/</a>
Definitions:	Estimated per-capita processed meat intake (g per day)

## Estimated per capita whole grains intake

Adults, 2017



Survey type: Measured

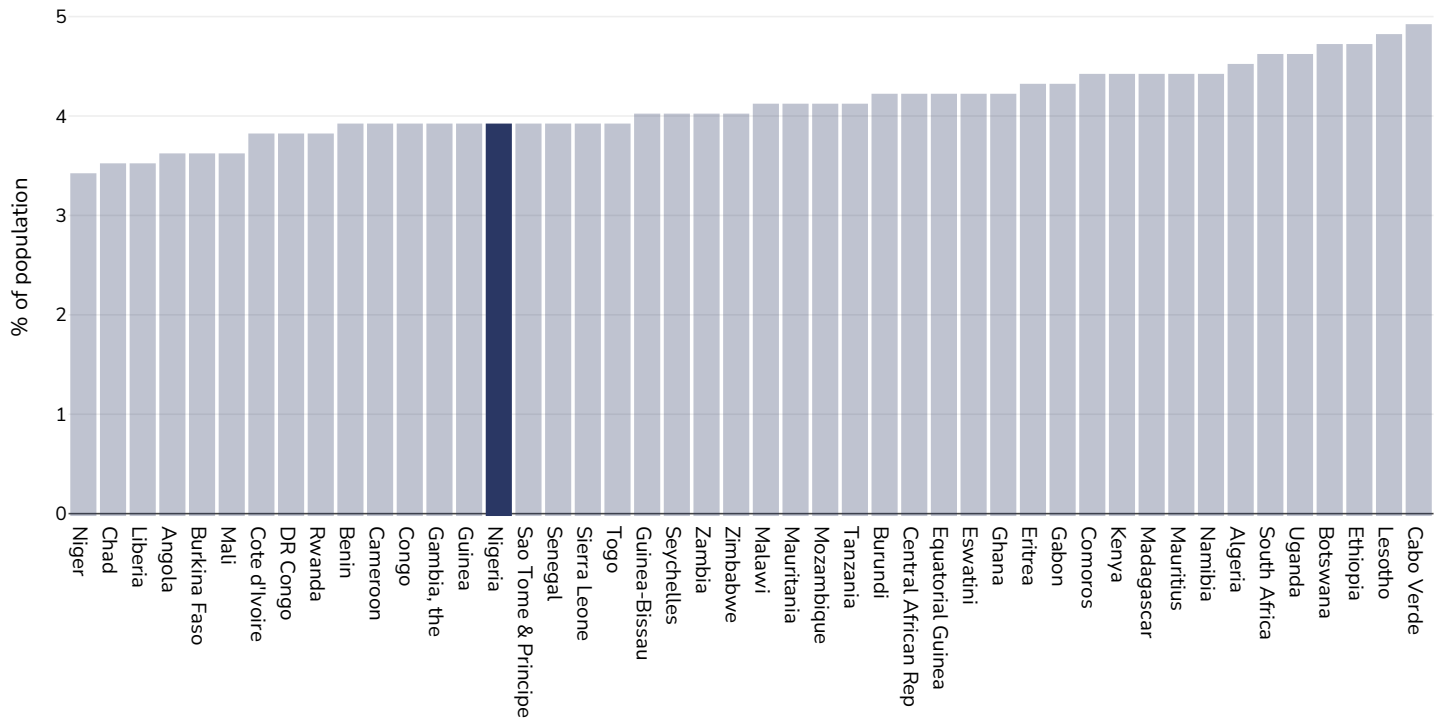
Age: 25+

References: Global Burden of Disease, the Institute for Health Metrics and Evaluation <http://ghdx.healthdata.org/>

Definitions: Estimated per-capita whole grains intake (g/day)

## Mental health - depression disorders

### Adults, 2015

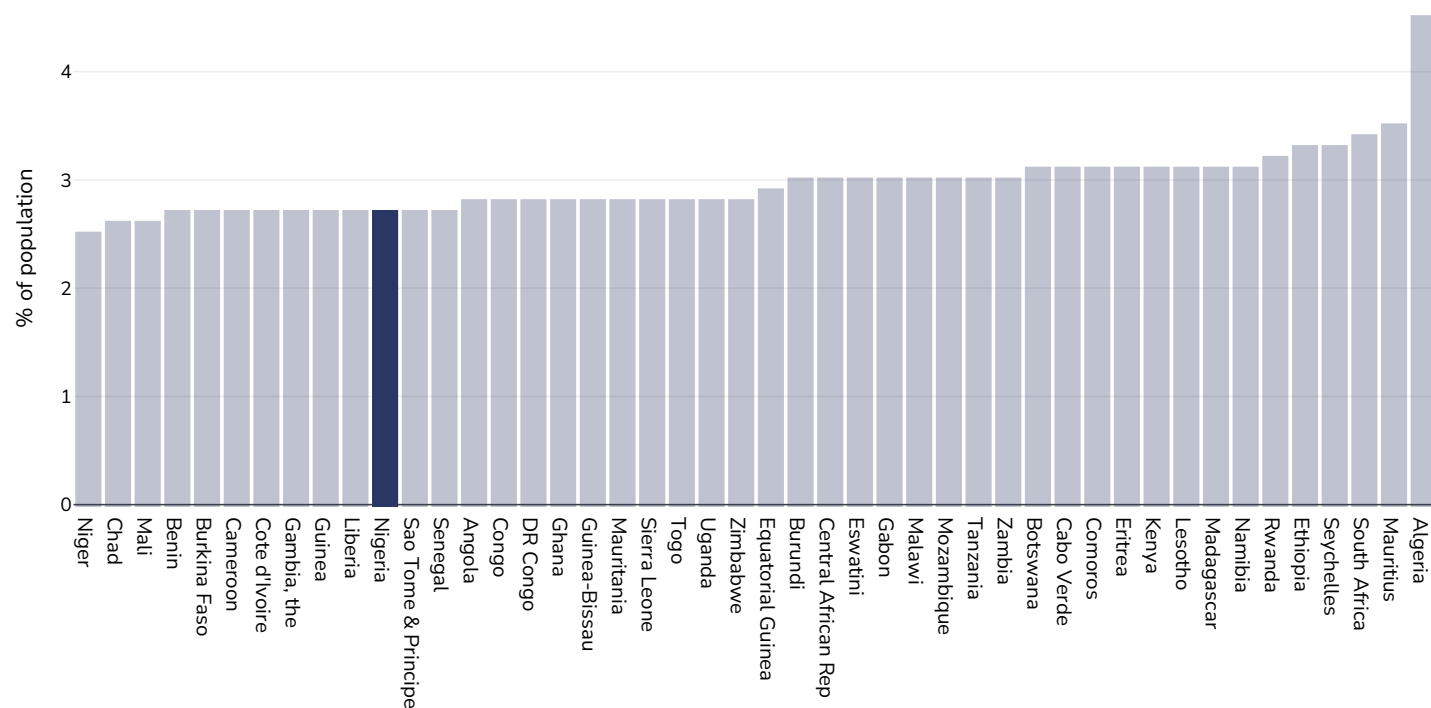


References: Prevalence data from Global Burden of Disease study 2015 (<http://ghdx.healthdata.org>) published in: Depression and Other Common Mental Disorders: Global Health Estimates. Geneva:World Health Organization; 2017. Licence: CC BY-NC-SA 3.0 IGO.

Definitions: % of population with depression disorders

## Mental health - anxiety disorders

Adults, 2015



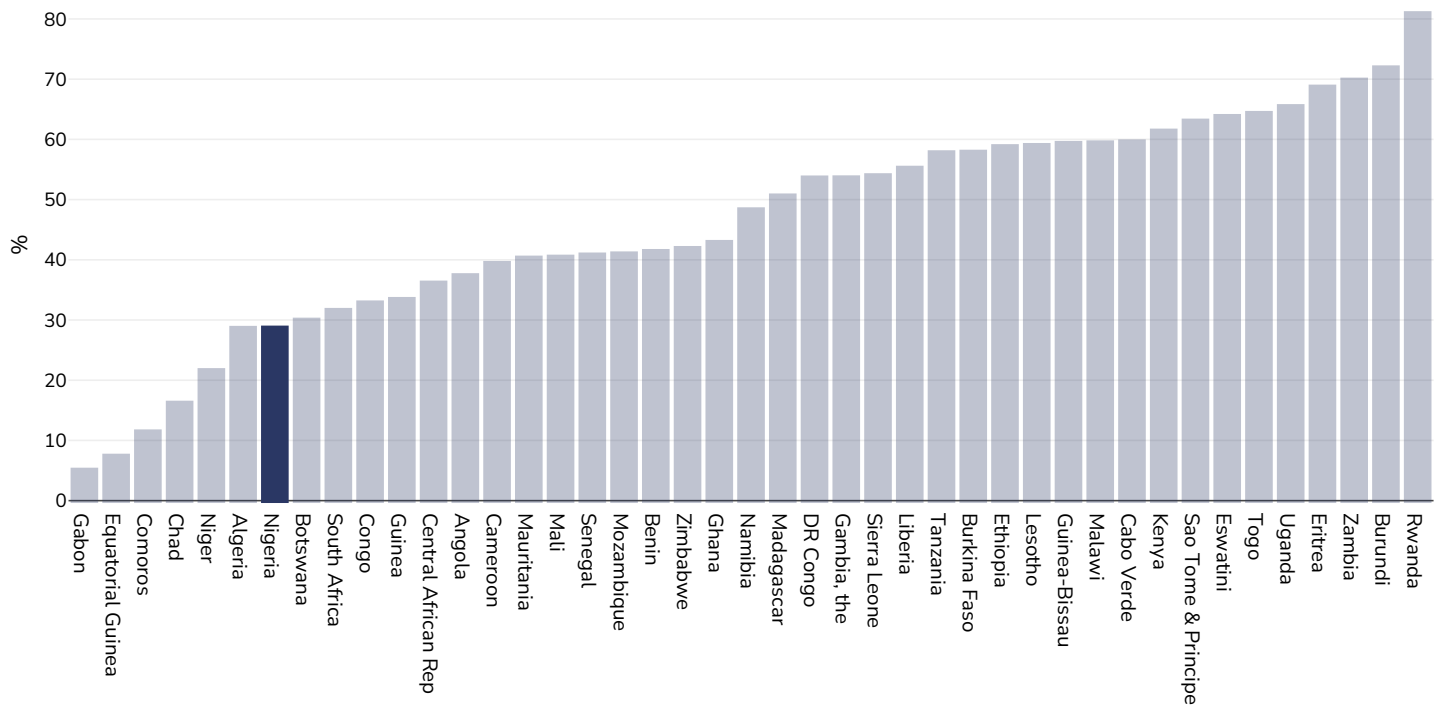
References: Prevalence data from Global Burden of Disease study 2015 (<http://ghdx.healthdata.org>) published in: Depression and Other Common Mental Disorders: Global Health Estimates. Geneva:World Health Organization; 2017. Licence: CC BY-NC-SA 3.0 IGO.

Definitions: % of population with anxiety disorders



## % Infants exclusively breastfed 0-5 months

### Children, 2005-2020



Area covered: National

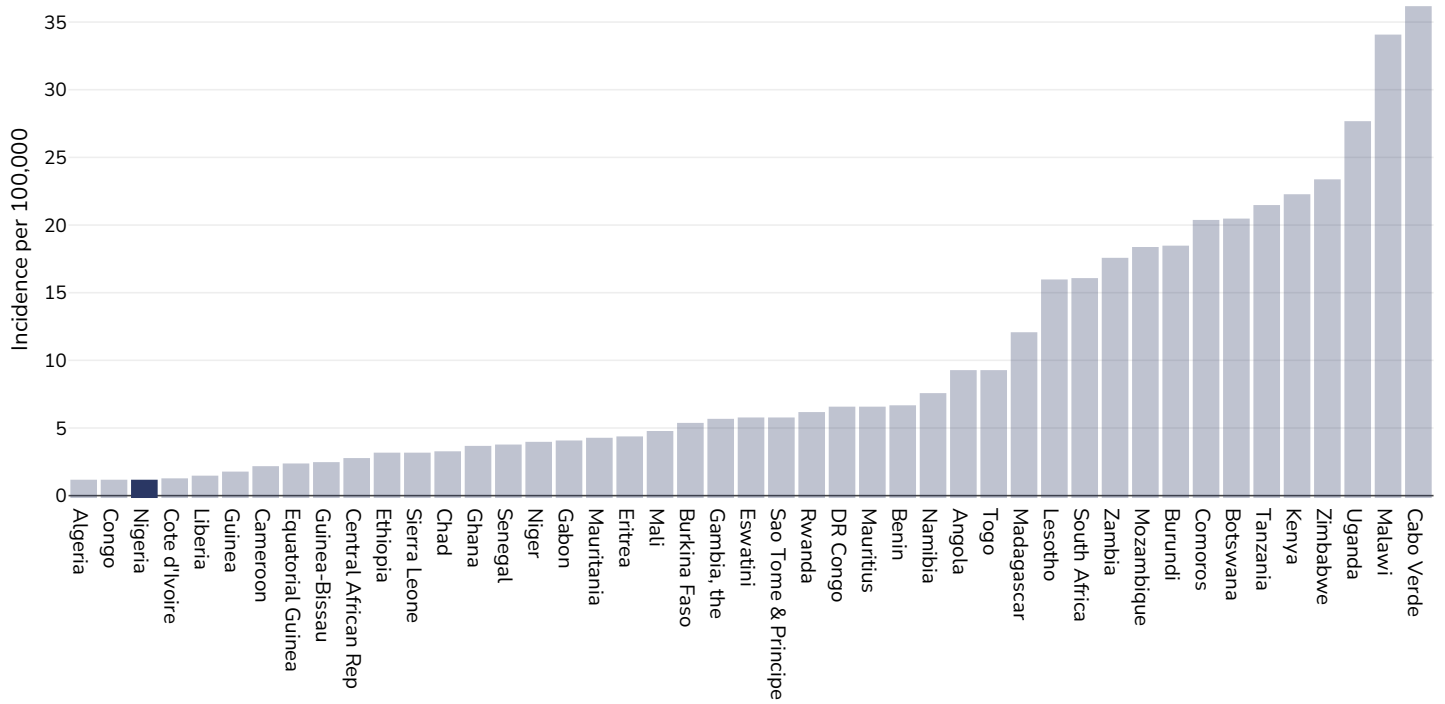
References: Nigeria Demographic and Health Survey 2018. Abuja, Nigeria, and Rockville, Maryland, USA: NPC and ICF. 2019

Notes: See UNICEF website for further survey information. Available at : <https://data.unicef.org/resources/dataset/infant-young-child-feeding/> (last accessed 28.9.21) Citation: United Nations Children’s Fund, Division of Data, Analysis, Planning and Monitoring (2021). Global UNICEF Global Databases: Infant and Young Child Feeding: Exclusive breastfeeding, New York, September 2021.

Definitions: % exclusively breastfed 0-5 months

## Oesophageal cancer

### Men, 2020



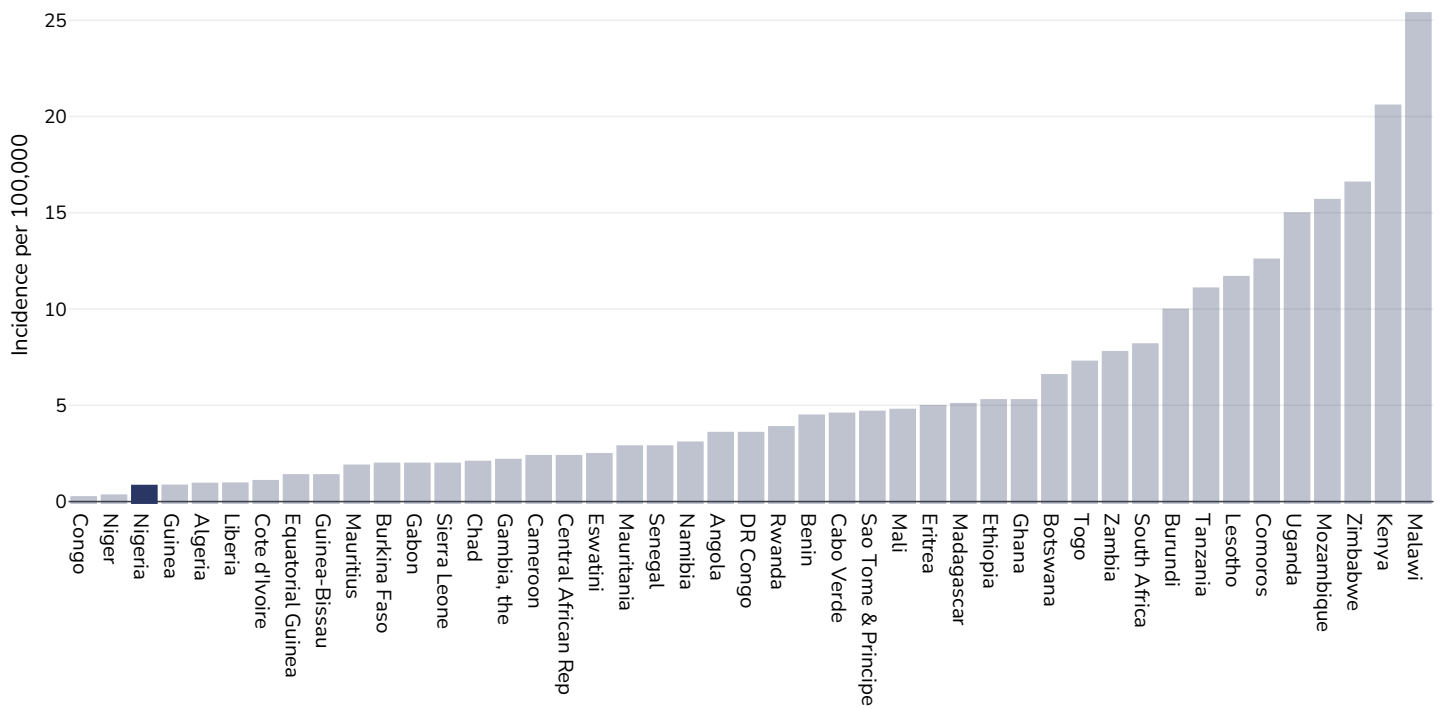
Age: 20+

Area covered: National

References: Ferlay J, Ervik M, Lam F, Colombet M, Mery L, Piñeros M, Znaor A, Soerjomataram I, Bray F (2020). Global Cancer Observatory: Cancer Today. Lyon, France: International Agency for Research on Cancer. Available from: <https://gco.iarc.fr/today>, accessed 10.01.2265

Definitions: Age-standardized incidence rates per 100 000

## Women, 2020



Age: 20+

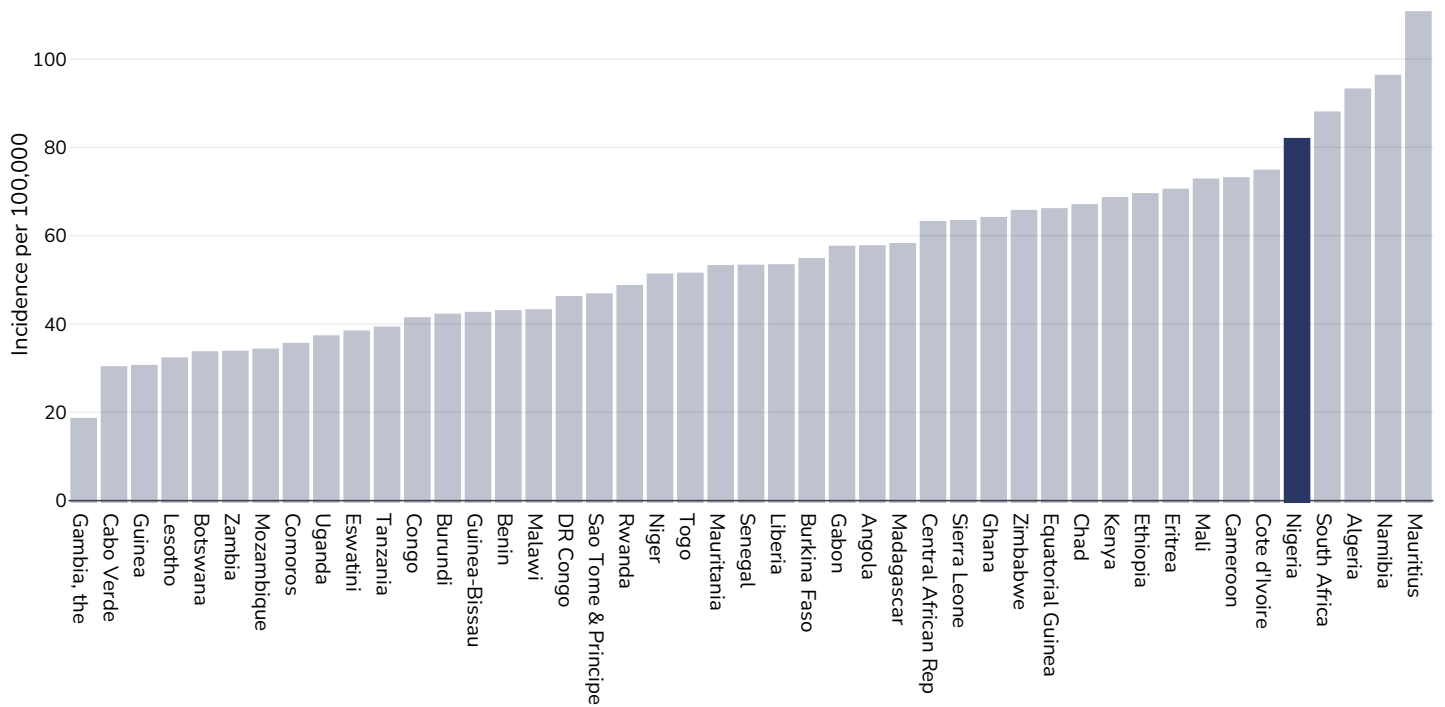
Area covered: National

References: Ferlay J, Ervik M, Lam F, Colombet M, Mery L, Piñeros M, Znaor A, Soerjomataram I, Bray F (2020). Global Cancer Observatory: Cancer Today. Lyon, France: International Agency for Research on Cancer. Available from: <https://gco.iarc.fr/today>, accessed 10.01.2265

Definitions: Age-standardized incidence rates per 100 000

# Breast cancer

## Women, 2020



Age: 20+

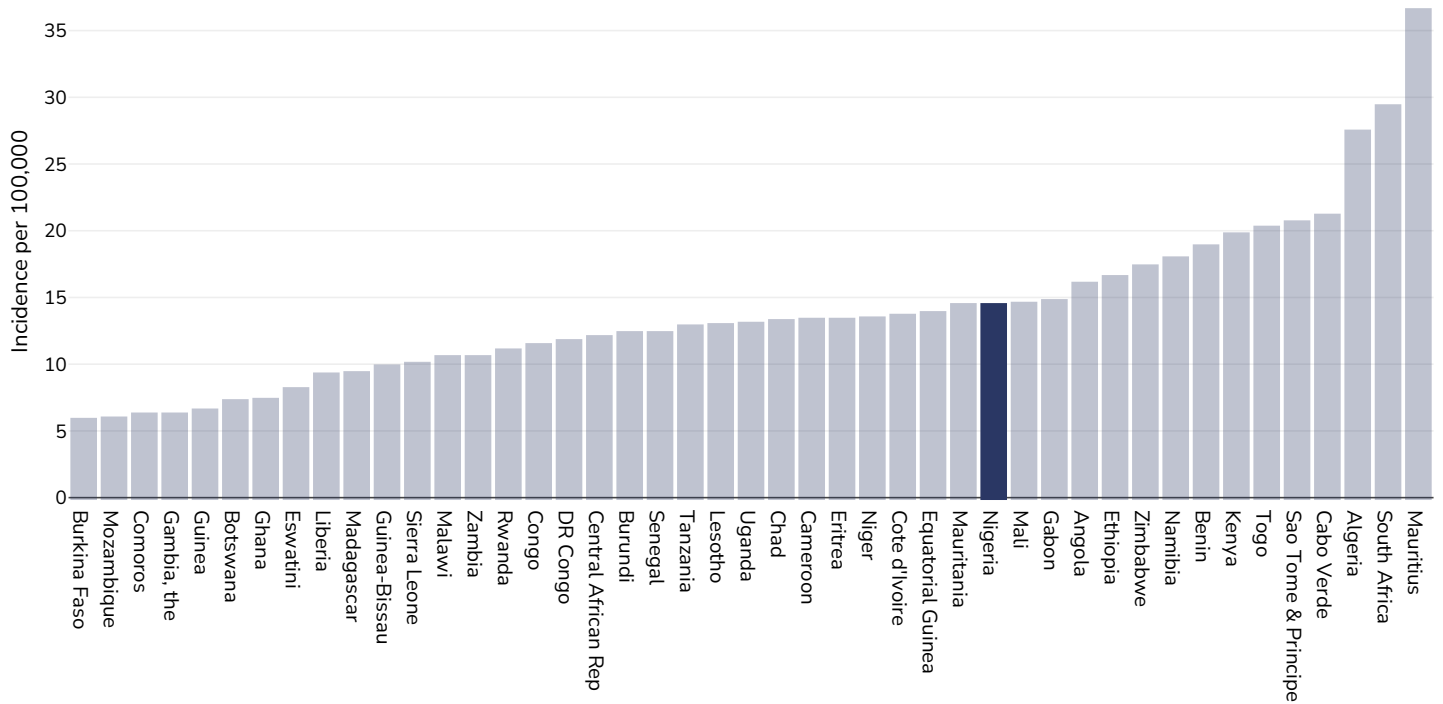
Area covered: National

References: Ferlay J, Ervik M, Lam F, Colombet M, Mery L, Piñeros M, Znaor A, Soerjomataram I, Bray F (2020). Global Cancer Observatory: Cancer Today. Lyon, France: International Agency for Research on Cancer. Available from: <https://gco.iarc.fr/today>, accessed 10.01.2265

Definitions: Age-standardized incidence rates per 100 000

## Colorectal cancer

### Men, 2020



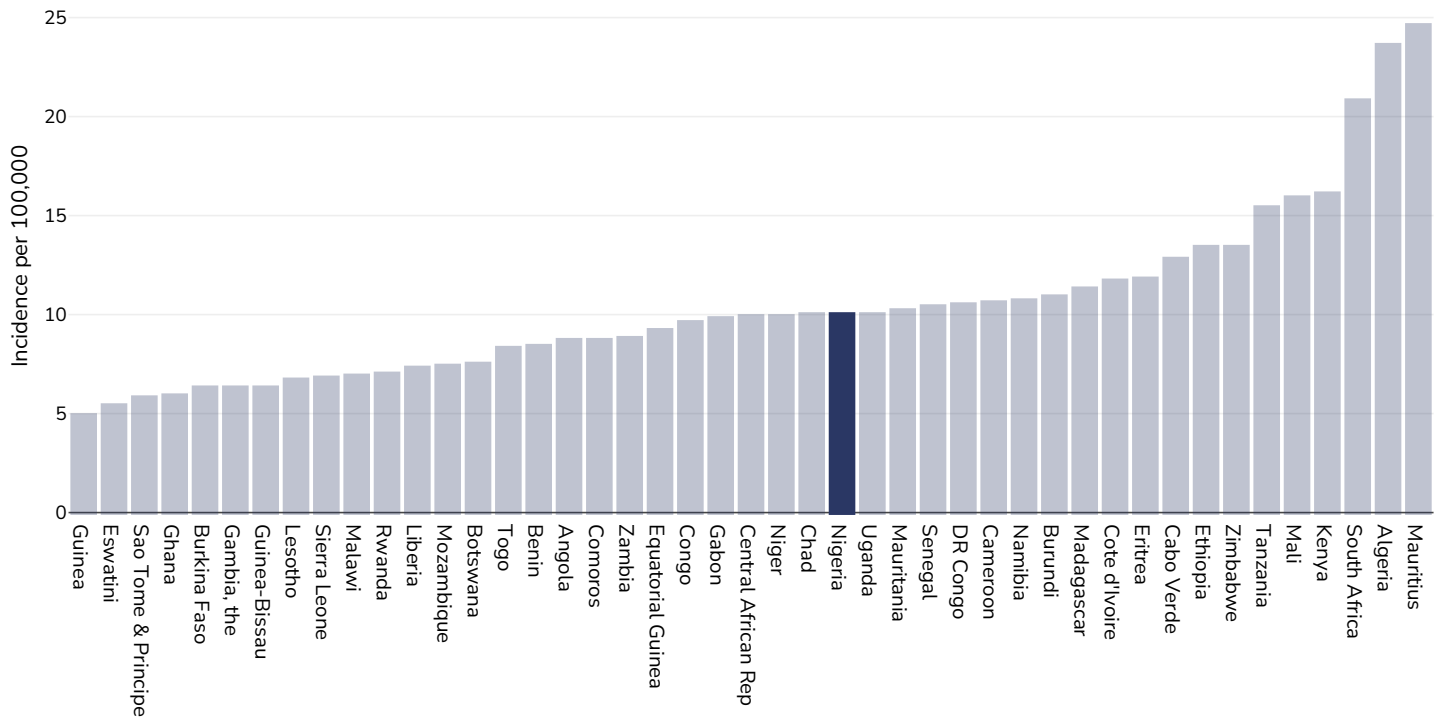
Age: 20+

Area covered: National

References: Ferlay J, Ervik M, Lam F, Colombet M, Mery L, Piñeros M, Znaor A, Soerjomataram I, Bray F (2020). Global Cancer Observatory: Cancer Today. Lyon, France: International Agency for Research on Cancer. Available from: <https://gco.iarc.fr/today>, accessed 10.01.2265

Definitions: Age-standardized incidence rates per 100 000

## Women, 2020



Age: 20+

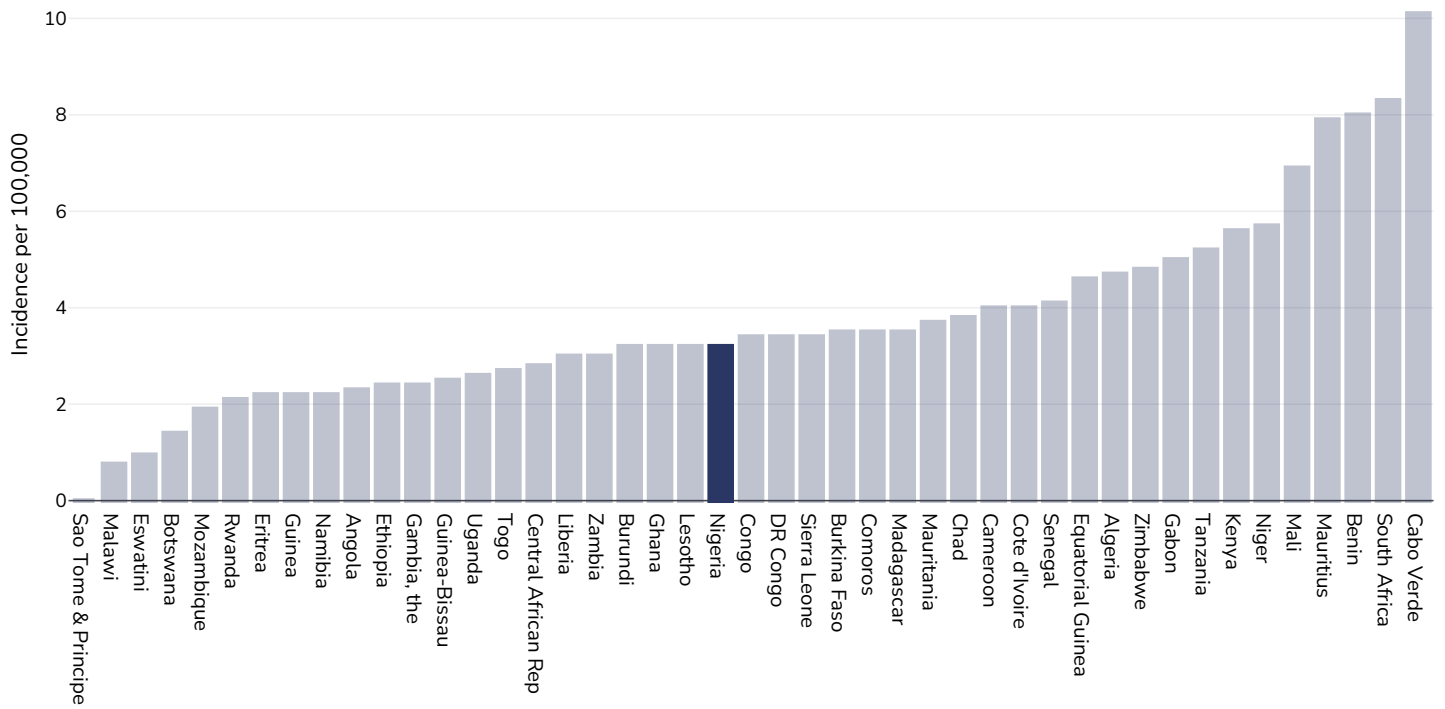
Area covered: National

References: Ferlay J, Ervik M, Lam F, Colombet M, Mery L, Piñeros M, Znaor A, Soerjomataram I, Bray F (2020). Global Cancer Observatory: Cancer Today. Lyon, France: International Agency for Research on Cancer. Available from: <https://gco.iarc.fr/today>, accessed 10.01.2265

Definitions: Age-standardized incidence rates per 100 000

## Pancreatic cancer

### Men, 2020



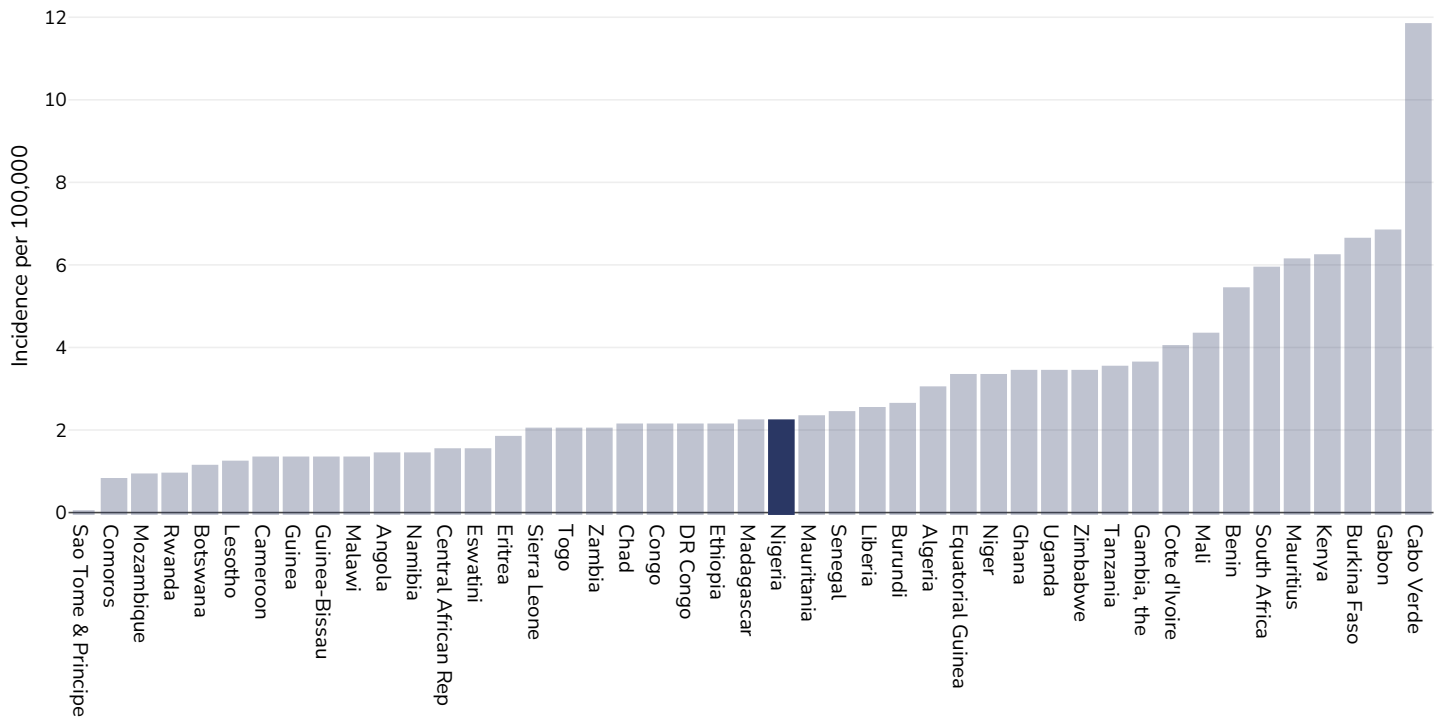
Age: 20+

Area covered: National

References: Ferlay J, Ervik M, Lam F, Colombet M, Mery L, Piñeros M, Znaor A, Soerjomataram I, Bray F (2020). Global Cancer Observatory: Cancer Today. Lyon, France: International Agency for Research on Cancer. Available from: <https://gco.iarc.fr/today>, accessed 10.01.2265

Definitions: Age-standardized incidence rates per 100 000

## Women, 2020



Age: 20+

Area covered: National

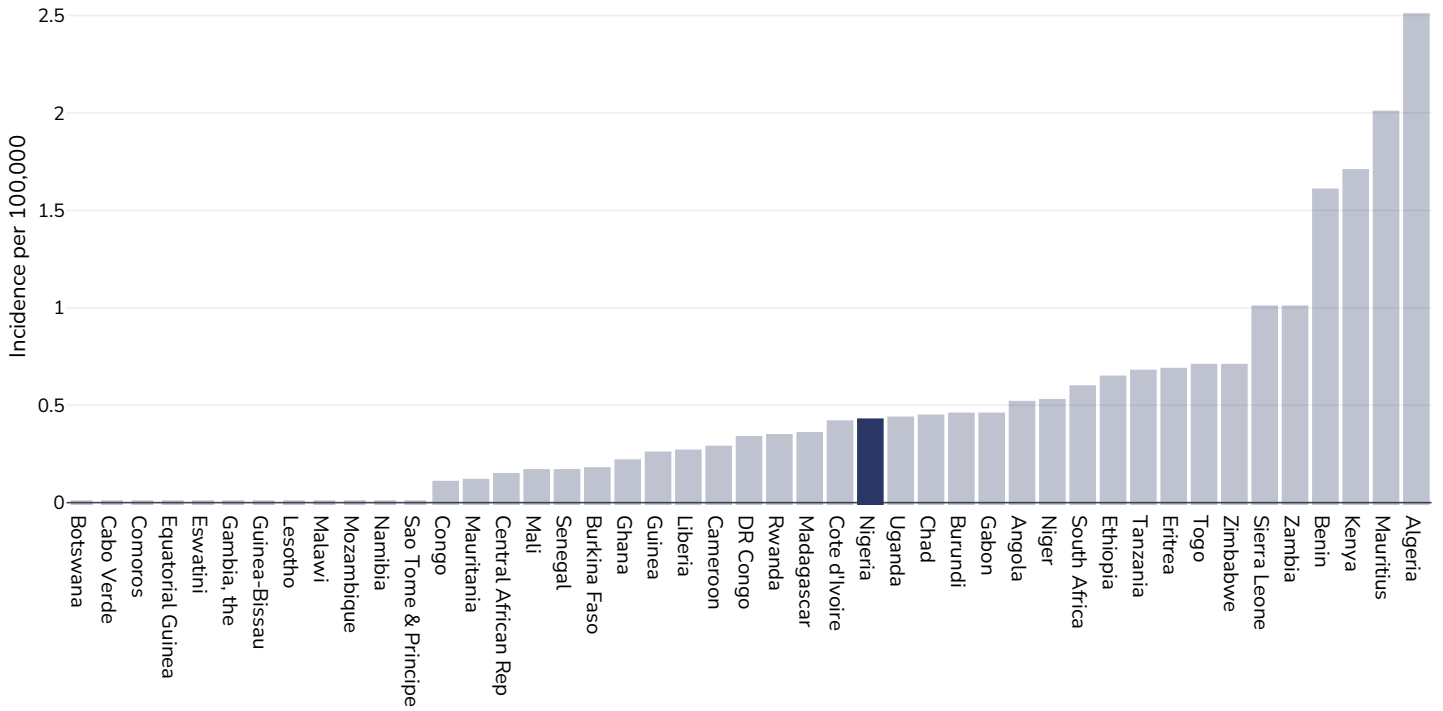
References: Ferlay J, Ervik M, Lam F, Colombet M, Mery L, Piñeros M, Znaor A, Soerjomataram I, Bray F (2020). Global Cancer Observatory: Cancer Today. Lyon, France: International Agency for Research on Cancer. Available from: <https://gco.iarc.fr/today>, accessed 10.01.2265

Definitions: Age-standardized incidence rates per 100 000



## Gallbladder cancer

### Men, 2020



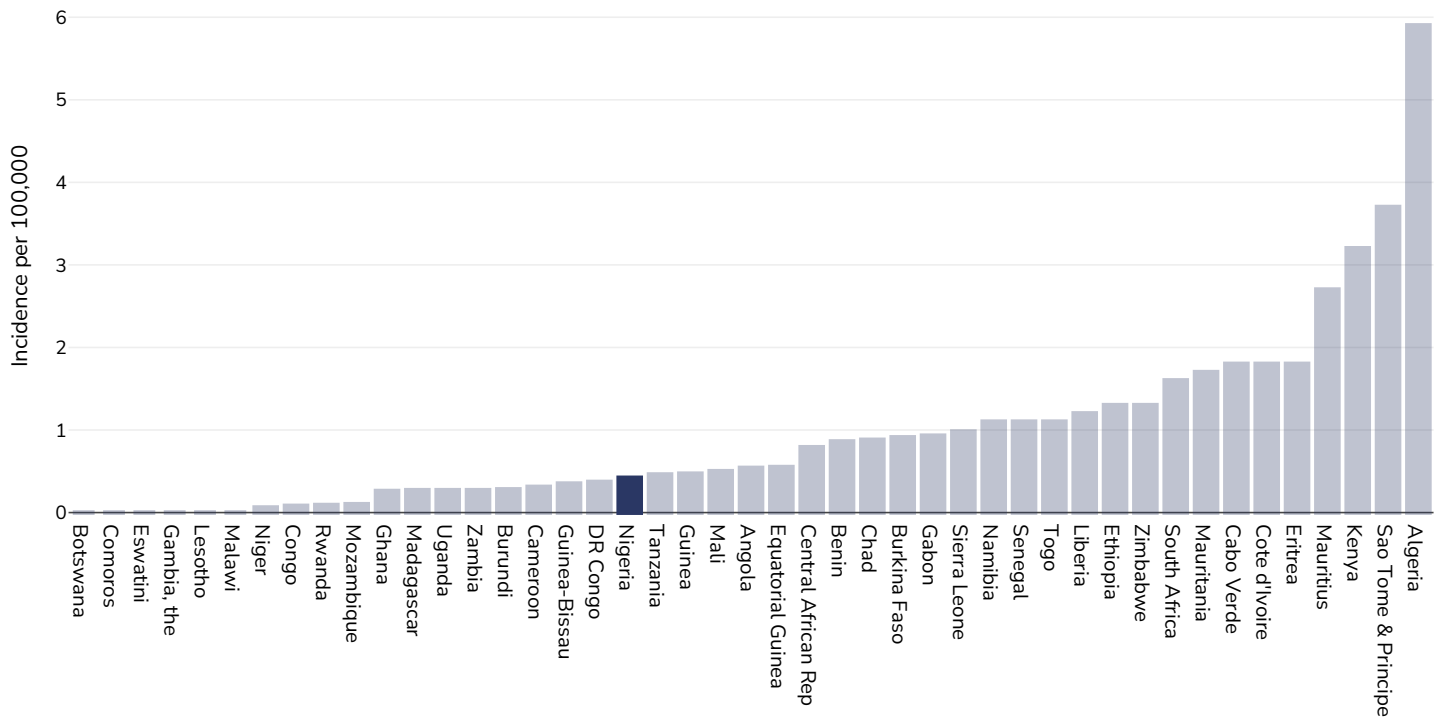
Age: 20+

Area covered: National

References: Ferlay J, Ervik M, Lam F, Colombet M, Mery L, Piñeros M, Znaor A, Soerjomataram I, Bray F (2020). Global Cancer Observatory: Cancer Today. Lyon, France: International Agency for Research on Cancer. Available from: <https://gco.iarc.fr/today>, accessed 10.01.2265

Definitions: Age-standardized incidence rates per 100 000

## Women, 2020



Age: 20+

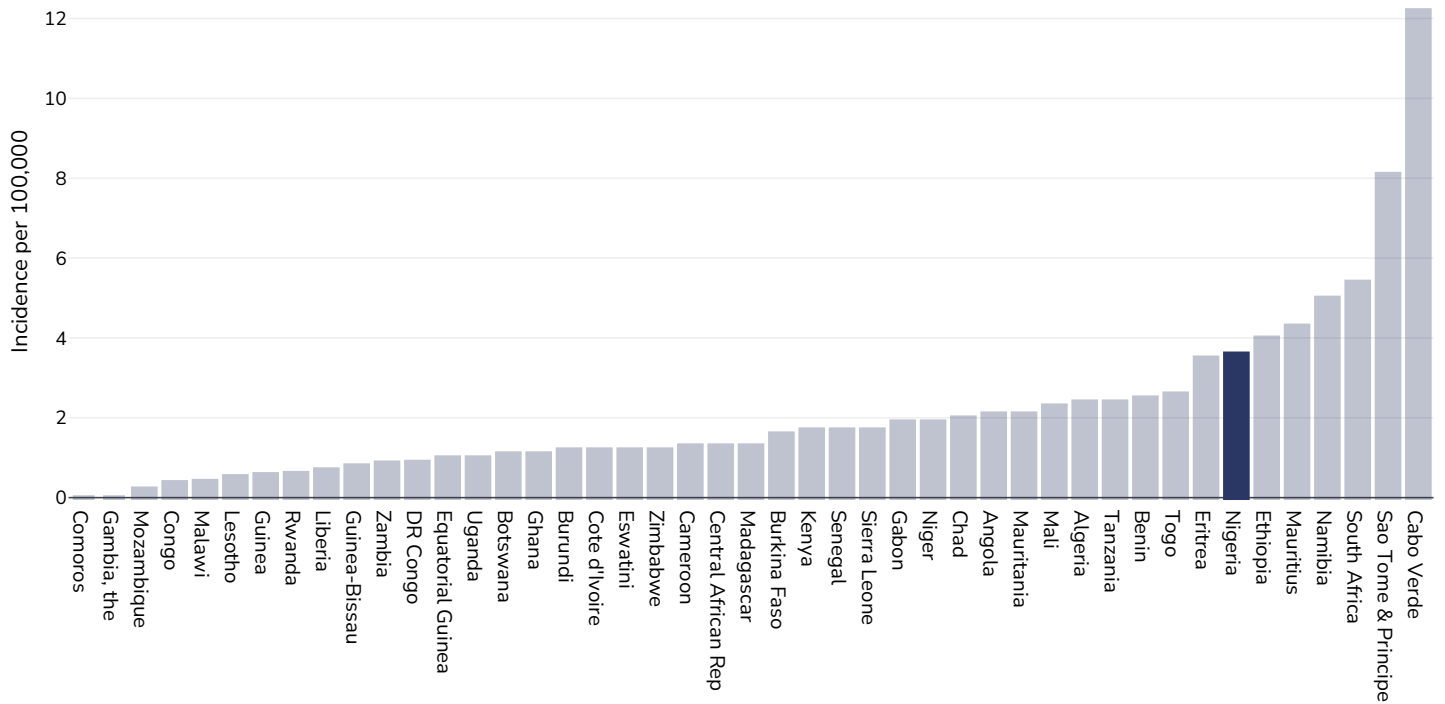
Area covered: National

References: Ferlay J, Ervik M, Lam F, Colombet M, Mery L, Piñeros M, Znaor A, Soerjomataram I, Bray F (2020). Global Cancer Observatory: Cancer Today. Lyon, France: International Agency for Research on Cancer. Available from: <https://gco.iarc.fr/today>, accessed 10.01.2265

Definitions: Age-standardized incidence rates per 100 000

## Kidney cancer

### Men, 2020



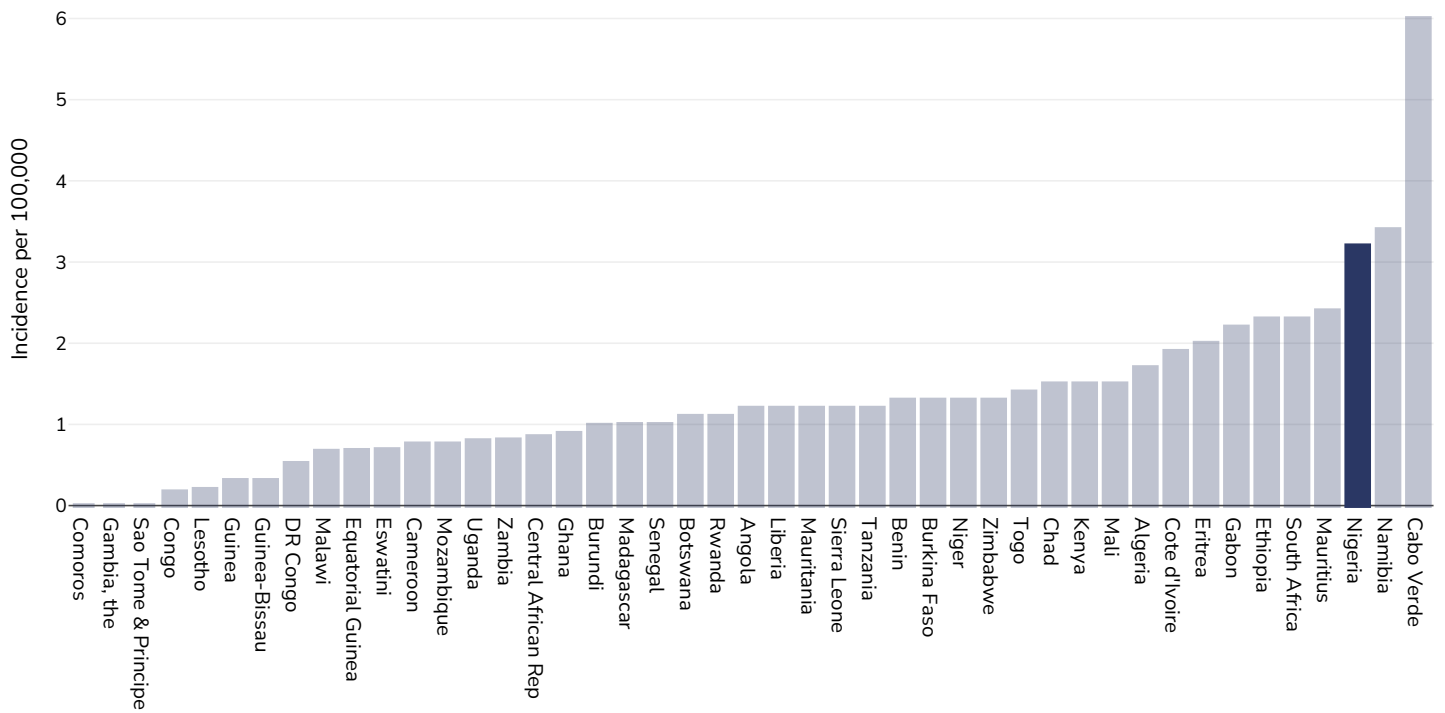
Age: 20+

Area covered: National

References: Ferlay J, Ervik M, Lam F, Colombet M, Mery L, Piñeros M, Znaor A, Soerjomataram I, Bray F (2020). Global Cancer Observatory: Cancer Today. Lyon, France: International Agency for Research on Cancer. Available from: <https://gco.iarc.fr/today>, accessed 10.01.2265

Definitions: Age-standardized incidence rates per 100 000

## Women, 2020



Age: 20+

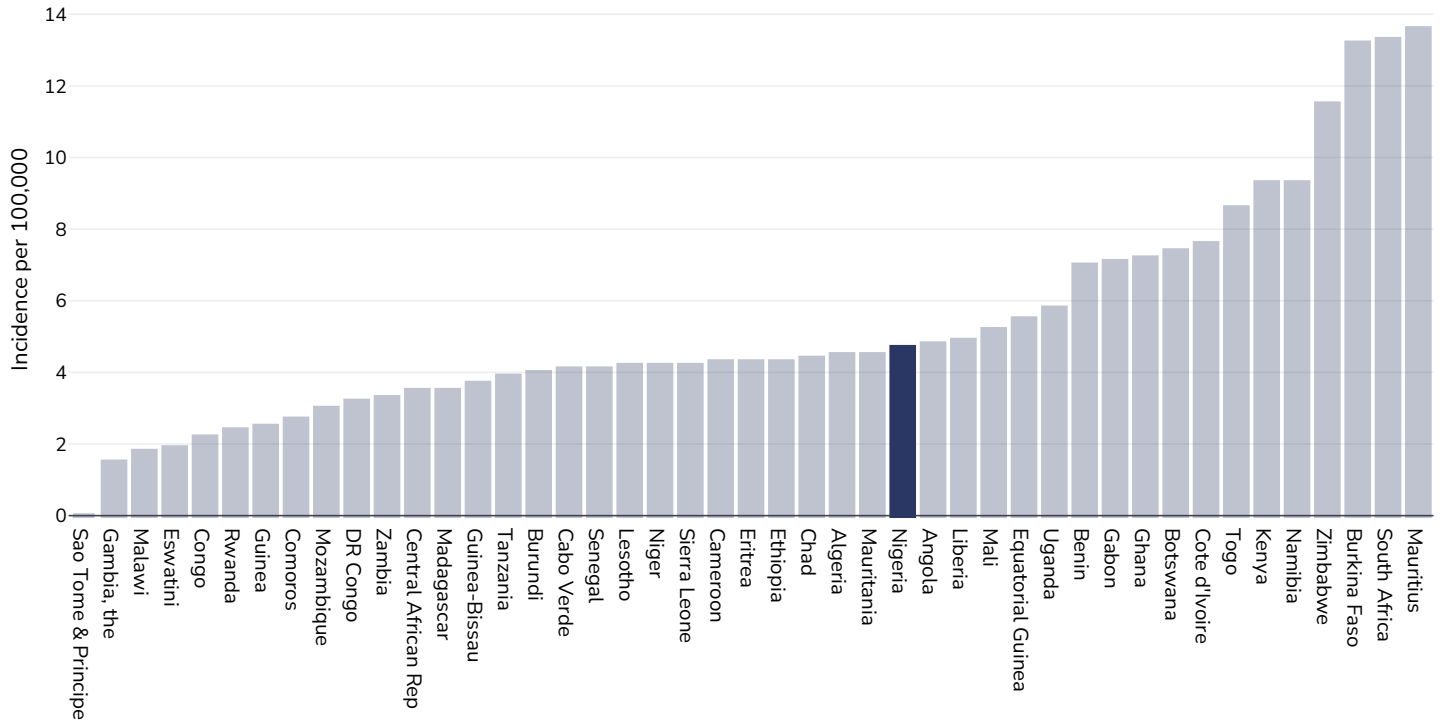
Area covered: National

References: Ferlay J, Ervik M, Lam F, Colombet M, Mery L, Piñeros M, Znaor A, Soerjomataram I, Bray F (2020). Global Cancer Observatory: Cancer Today. Lyon, France: International Agency for Research on Cancer. Available from: <https://gco.iarc.fr/today>, accessed 10.01.2265

Definitions: Age-standardized incidence rates per 100 000

## Cancer of the uterus

### Women, 2020



Age: 20+

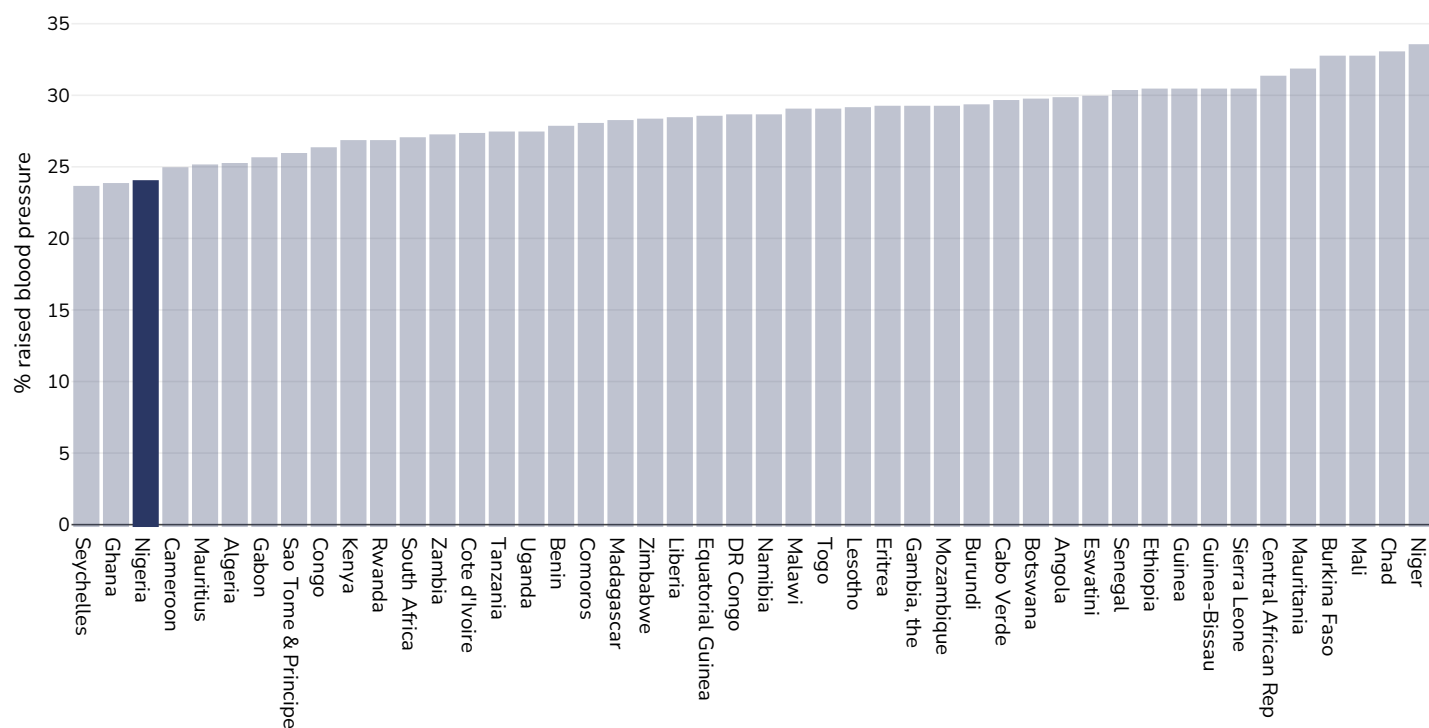
Area covered: National

References: Ferlay J, Ervik M, Lam F, Colombet M, Mery L, Piñeros M, Znaor A, Soerjomataram I, Bray F (2020). Global Cancer Observatory: Cancer Today. Lyon, France: International Agency for Research on Cancer. Available from: <https://gco.iarc.fr/today>, accessed 10.01.2265

Definitions: Age-standardized incidence rates per 100 000

## Raised blood pressure

### Adults, 2015



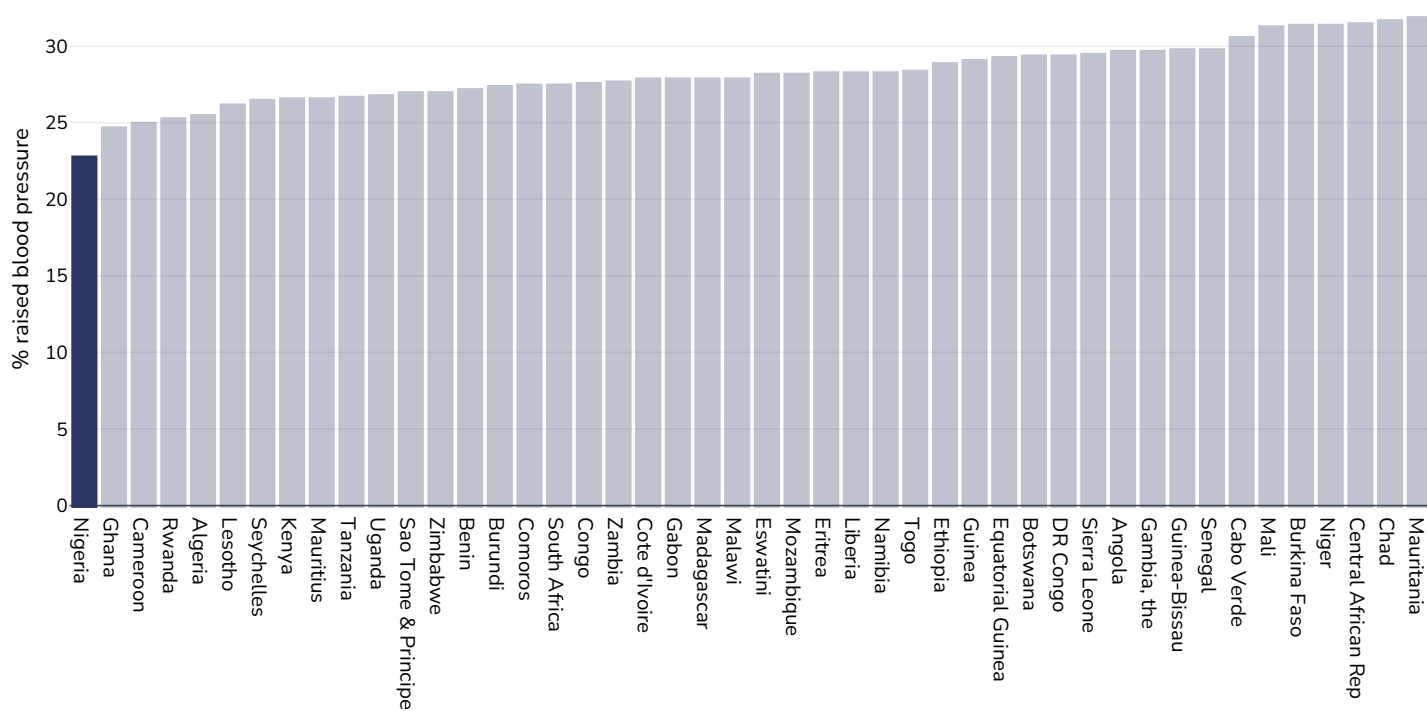
References:

Global Health Observatory data repository, World Health Organisation,  
<http://apps.who.int/gho/data/node.main.A875?lang=en>

Definitions:

Age Standardised estimated % Raised blood pressure 2015 (SBP>=140 OR DBP>=90).

## Men, 2015



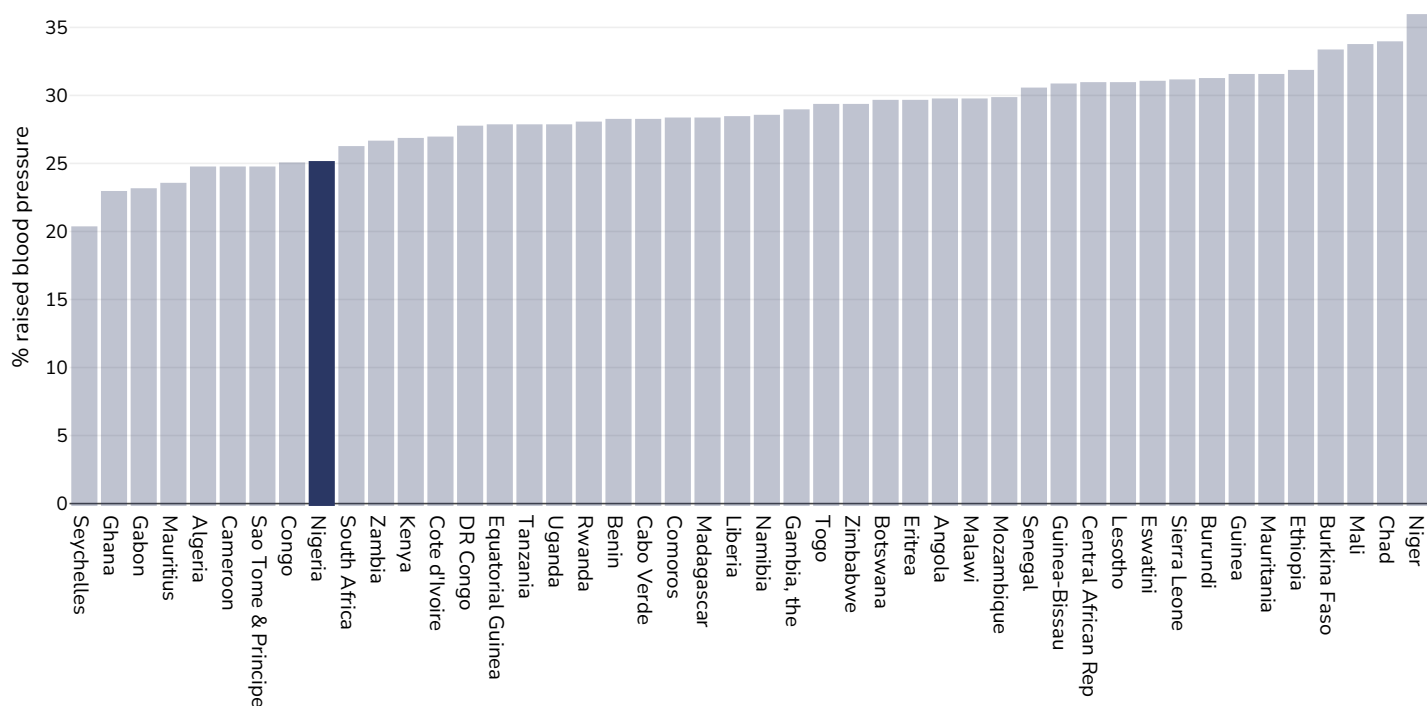
References:

Global Health Observatory data repository, World Health Organisation,  
<http://apps.who.int/gho/data/node.main.A875?lang=en>

Definitions:

Age Standardised estimated % Raised blood pressure 2015 (SBP>=140 OR DBP>=90).

## Women, 2015



References:

Global Health Observatory data repository, World Health Organisation,  
<http://apps.who.int/gho/data/node.main.A875?lang=en>

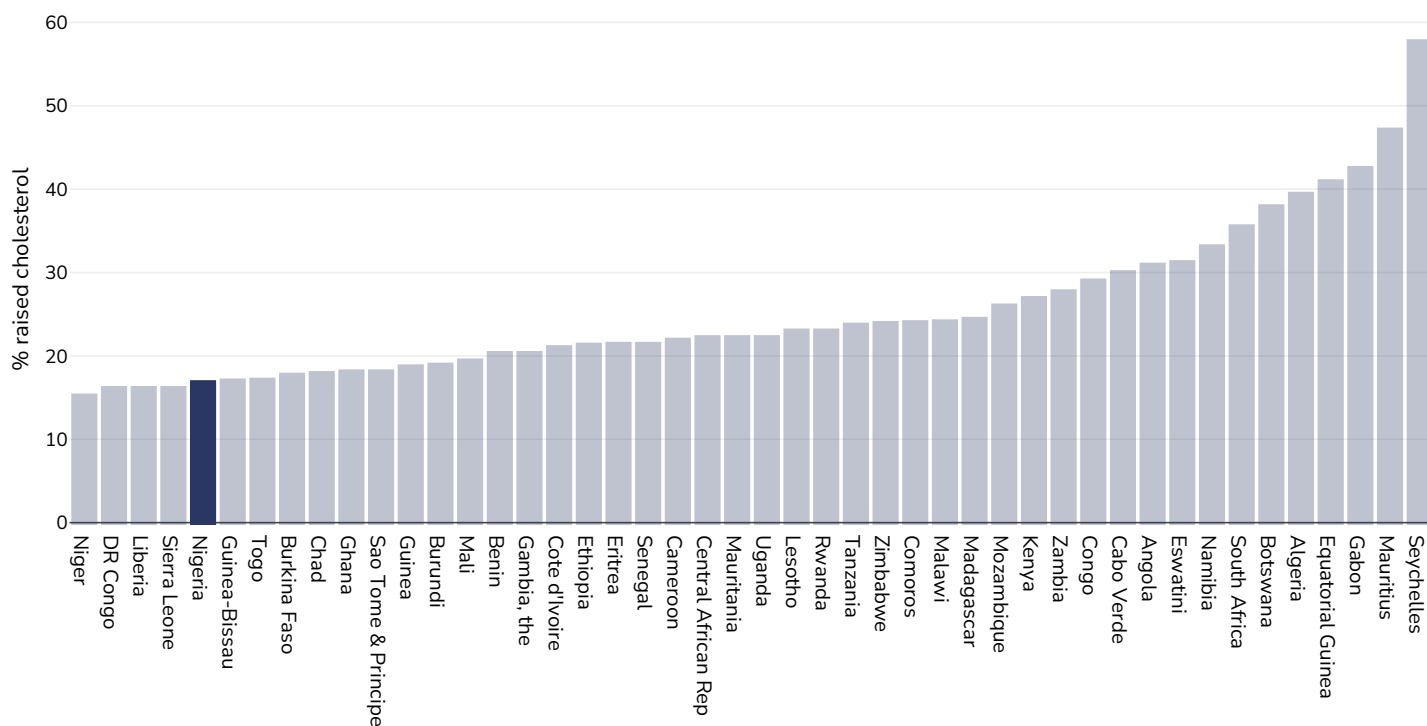
Definitions:

Age Standardised estimated % Raised blood pressure 2015 (SBP>=140 OR DBP>=90).



## Raised cholesterol

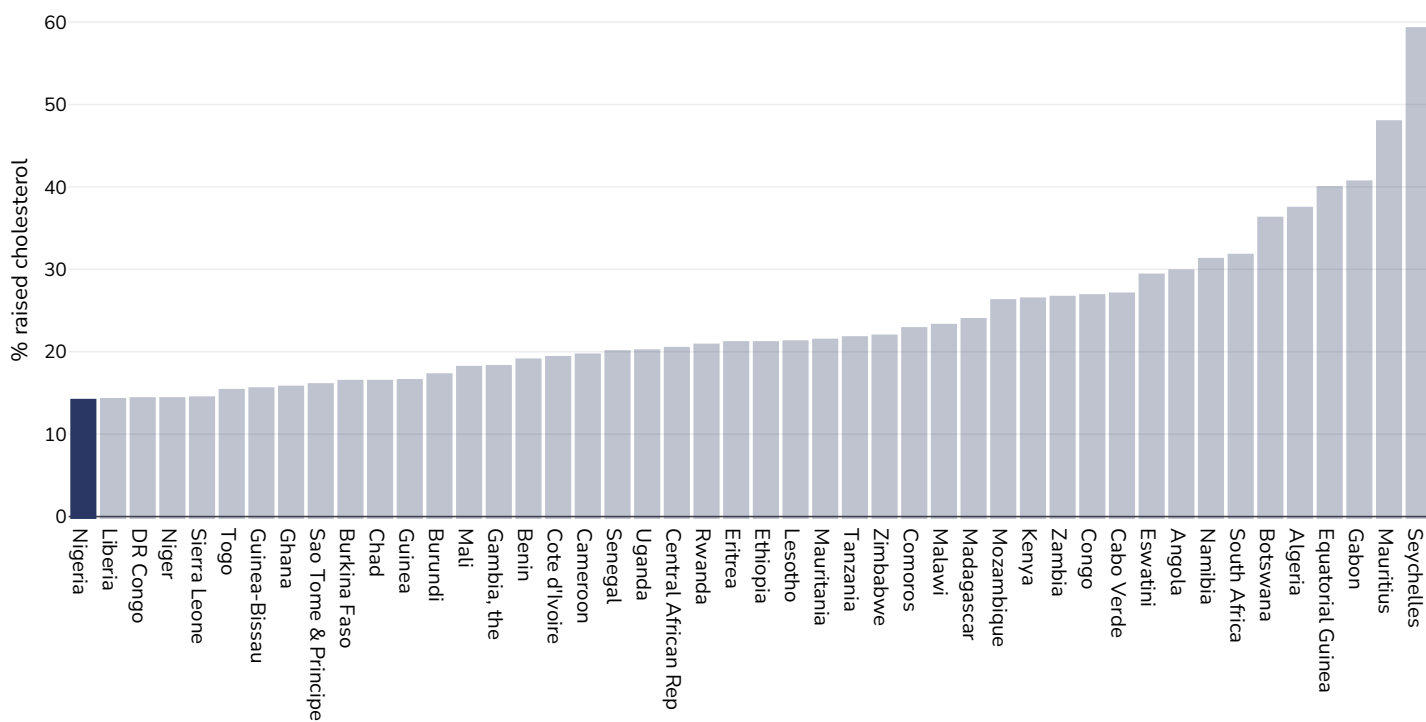
### Adults, 2008



References: Global Health Observatory data repository, World Health Organisation, <http://apps.who.int/gho/data/node.main.A885>

Definitions: % Raised total cholesterol ( $\geq 5.0$  mmol/L) (age-standardized estimate).

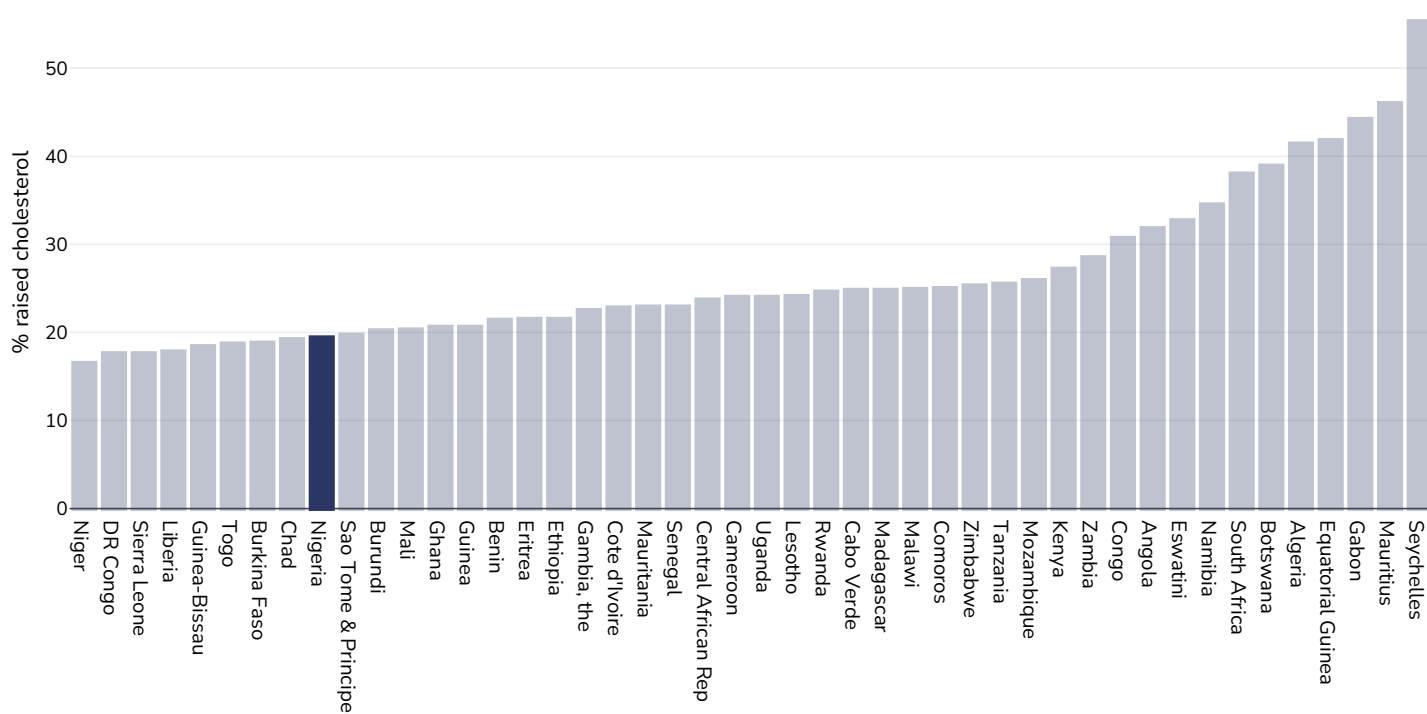
## Men, 2008



References: Global Health Observatory data repository, World Health Organisation, <http://apps.who.int/gho/data/node.main.A885>

Definitions: % Raised total cholesterol ( $\geq 5.0$  mmol/L) (age-standardized estimate).

## Women, 2008

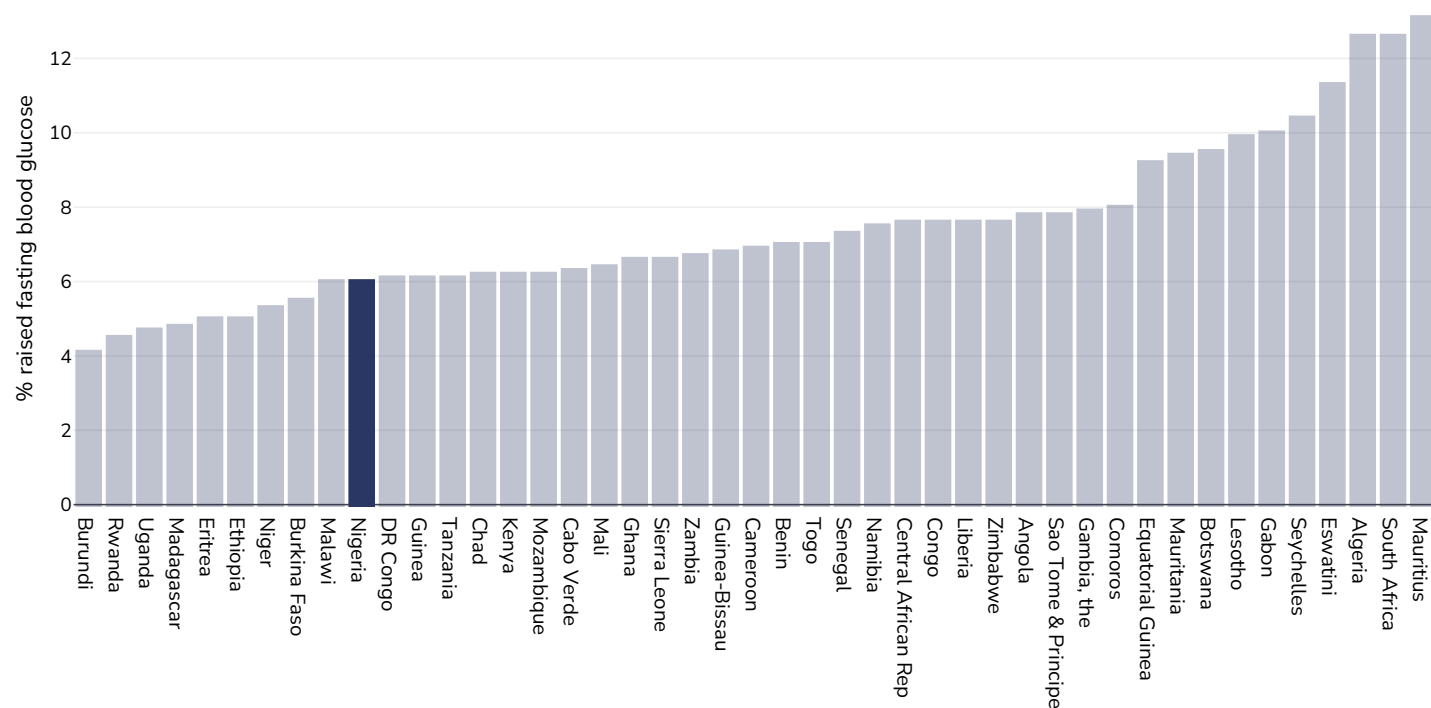


References: Global Health Observatory data repository, World Health Organisation, <http://apps.who.int/gho/data/node.main.A885>

Definitions: % Raised total cholesterol ( $\geq 5.0$  mmol/L) (age-standardized estimate).

## Raised fasting blood glucose

Men, 2014



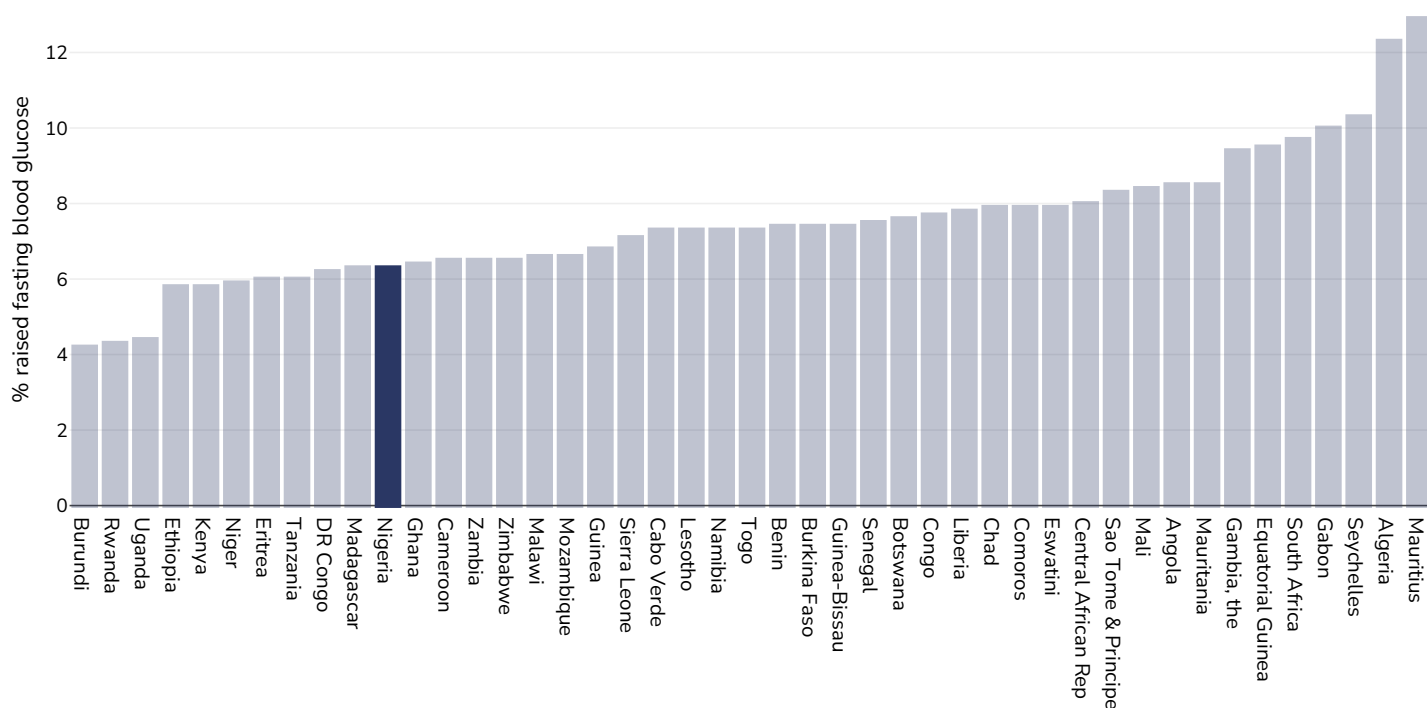
References:

Global Health Observatory data repository, World Health Organisation,  
<http://apps.who.int/gho/data/node.main.A869?lang=en>

Definitions:

Age Standardised % raised fasting blood glucose ( $\geq 7.0$  mmol/L or on medication).

## Women, 2014



References:

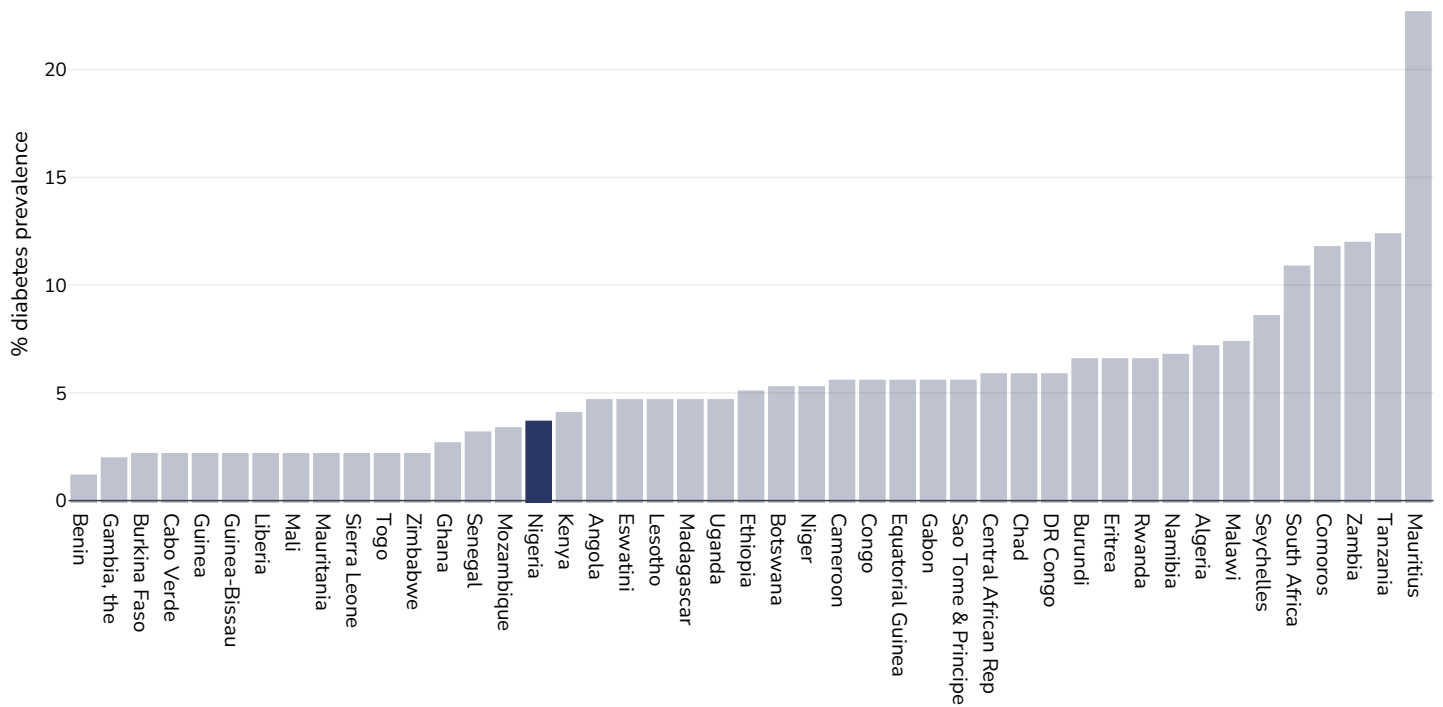
Global Health Observatory data repository, World Health Organisation,  
<http://apps.who.int/gho/data/node.main.A869?lang=en>

Definitions:

Age Standardised % raised fasting blood glucose ( $\geq 7.0$  mmol/L or on medication).

## Diabetes prevalence

### Adults, 2021



Age: 20-79

Area covered: National

References: Reproduced with kind permission International Diabetes Federation. IDF Diabetes Atlas, 10th edn. Brussels, Belgium:International Diabetes Federation, 2021. <http://www.diabetesatlas.org>

Definitions: Age-adjusted comparative prevalence of diabetes, %

## Contextual factors

**Disclaimer:** These contextual factors should be interpreted with care. Results are updated as regularly as possible and use very specific criteria. The criteria used and full definitions are available for download at the bottom of this page.



### Labelling

Is there mandatory nutrition labelling?	✗
Front-of-package labelling?	✗
Back-of-pack nutrition declaration?	✓
Color coding?	✗
Warning label?	✗



## Regulation and marketing

<b>Are there fiscal policies on unhealthy products?</b>	✓
Tax on unhealthy foods?	✗
Tax on unhealthy drinks?	✓
<b>Are there fiscal policies on healthy products?</b>	✗
Subsidy on fruits?	✗
Subsidy on vegetables?	✗
Subsidy on other healthy products?	✗
<b>Mandatory limit or ban of trans fat (all settings)?</b>	✓
Mandatory limit of trans fats in place (all settings)?	✓
Ban on trans-fats or phos in place (all settings)?	✗
<b>Are there any mandatory policies/marketing restrictions on the promotion of unhealthy food/drinks to children?</b>	✗
Mandatory restriction on broadcast media?	✗
Mandatory restriction on non-broadcast media?	✗
Voluntary policies/marketing restrictions on the promotion of unhealthy food/drinks to children?	✗
<b>Are there mandatory standards for food in schools?</b>	✗
<b>Are there any mandatory nutrient limits in any manufactured food products?</b>	✓
Nutrition standards for public sector procurement?	✗





## Political will and support

National obesity strategy or nutrition and physical activity national strategy?	✗
National obesity strategy?	✗
National childhood obesity strategy?	✗
Comprehensive nutrition strategy?	✗
Comprehensive physical activity strategy?	✗
Evidence-based dietary guidelines and/or RDAs?	✓
National target(s) on reducing obesity?	✓
Guidelines/policy on obesity treatment?	✗
Promotion of breastfeeding?	✗



## Monitoring and surveillance

Monitoring of the prevalence and incidence for the main obesity-related NCDs and risk factors?	✓
Within 5 years?	✓



## Governance and resource

Multi-sectoral national co-ordination mechanism for obesity or nutrition (including obesity)?	?
---	---

### Key

✓ Present

✓<sub>v</sub> Present

(voluntary)

✓ Incoming

✗ Absent

? Unknown