

Report card


New Caledonia



Contents	Page
Oesophageal cancer	2
Breast cancer	4
Colorectal cancer	5
Pancreatic cancer	7
Gallbladder cancer	9
Kidney cancer	11
Cancer of the uterus	13
Diabetes prevalence	14

Oesophageal cancer

Men, 2018



Age: 20+

References: Global Cancer Observatory, Cancer incidence rates <http://gco.iarc.fr/> (last accessed 30th June 2020)

Definitions: Estimated age-standardized incidence rates (World) in 2018, oesophagus, adults ages 20+. ASR (World) per 100,000

Women, 2018




Age: 20+

References: Global Cancer Observatory, Cancer incidence rates <http://gco.iarc.fr/> (last accessed 30th June 2020)

Definitions: Estimated age-standardized incidence rates (World) in 2018, oesophagus, adults ages 20+. ASR (World) per 100,000

Breast cancer

Women, 2018




Age: 20+

References: Global Cancer Observatory, Cancer incidence rates <http://gco.iarc.fr/> (last accessed 30th June 2020)

Definitions: Estimated age-standardized incidence rates (World) in 2018, breast, females, ages 20+. ASR (World) per 100,000

Colorectal cancer

Men, 2018




Age: 20+

References: Global Cancer Observatory, Cancer incidence rates <http://gco.iarc.fr/> (last accessed 30th June 2020)

Definitions: Estimated age-standardized incidence rates (World) in 2018, colorectum, adults, ages 20+. ASR (World) per 100,000

Women, 2018




Age: 20+

References: Global Cancer Observatory, Cancer incidence rates <http://gco.iarc.fr/> (last accessed 30th June 2020)

Definitions: Estimated age-standardized incidence rates (World) in 2018, colorectum, adults, ages 20+. ASR (World) per 100,000

Pancreatic cancer

Men, 2018




Age: 20+

References: Global Cancer Observatory, Cancer incidence rates <http://gco.iarc.fr/> (last accessed 30th June 2020)

Definitions: Estimated age-standardized incidence rates (World) in 2018, pancreas, adults, ages 20+. ASR (World) per 100,000

Women, 2018




Age: 20+

References: Global Cancer Observatory, Cancer incidence rates <http://gco.iarc.fr/> (last accessed 30th June 2020)

Definitions: Estimated age-standardized incidence rates (World) in 2018, pancreas, adults, ages 20+. ASR (World) per 100,000

Gallbladder cancer

Men, 2018




Age: 20+

References: Global Cancer Observatory, Cancer incidence rates <http://gco.iarc.fr/> (last accessed 30th June 2020)

Definitions: Estimated age-standardized incidence rates (World) in 2018, gallbladder, adults, ages 20+. ASR (World) per 100,000

Women, 2018




Age: 20+

References: Global Cancer Observatory, Cancer incidence rates <http://gco.iarc.fr/> (last accessed 30th June 2020)

Definitions: Estimated age-standardized incidence rates (World) in 2018, gallbladder, adults, ages 20+. ASR (World) per 100,000

Kidney cancer

Men, 2018




Age: 20+

References: Global Cancer Observatory, Cancer incidence rates <http://gco.iarc.fr/> (last accessed 30th June 2020)

Definitions: Estimated age-standardized incidence rates (World) in 2018, kidney, adults, ages 20+. ASR (World) per 100,000

Women, 2018



Age: 20+

References: Global Cancer Observatory, Cancer incidence rates <http://gco.iarc.fr/> (last accessed 30th June 2020)

Definitions: Estimated age-standardized incidence rates (World) in 2018, kidney, adults, ages 20+. ASR (World) per 100,000

Cancer of the uterus

Women, 2018




Age: 20+

References: Global Cancer Observatory, Cancer incidence rates <http://gco.iarc.fr/> (last accessed 30th June 2020)

Definitions: Estimated age-standardized incidence rates (World) in 2018, cervix uteri, females, ages 20+. ASR (World) per 100,000

Diabetes prevalence

Adults, 2017



References: Reproduced with kind permission of IDF, International Diabetes Federation. IDF Diabetes Atlas, 8th edition. Brussels, Belgium: International Diabetes Federation, 2017. <http://www.diabetesatlas.org>

Definitions: Diabetes age-adjusted comparative prevalence (%).

PDF created on October 1, 2020