



Myanmar



Country report card

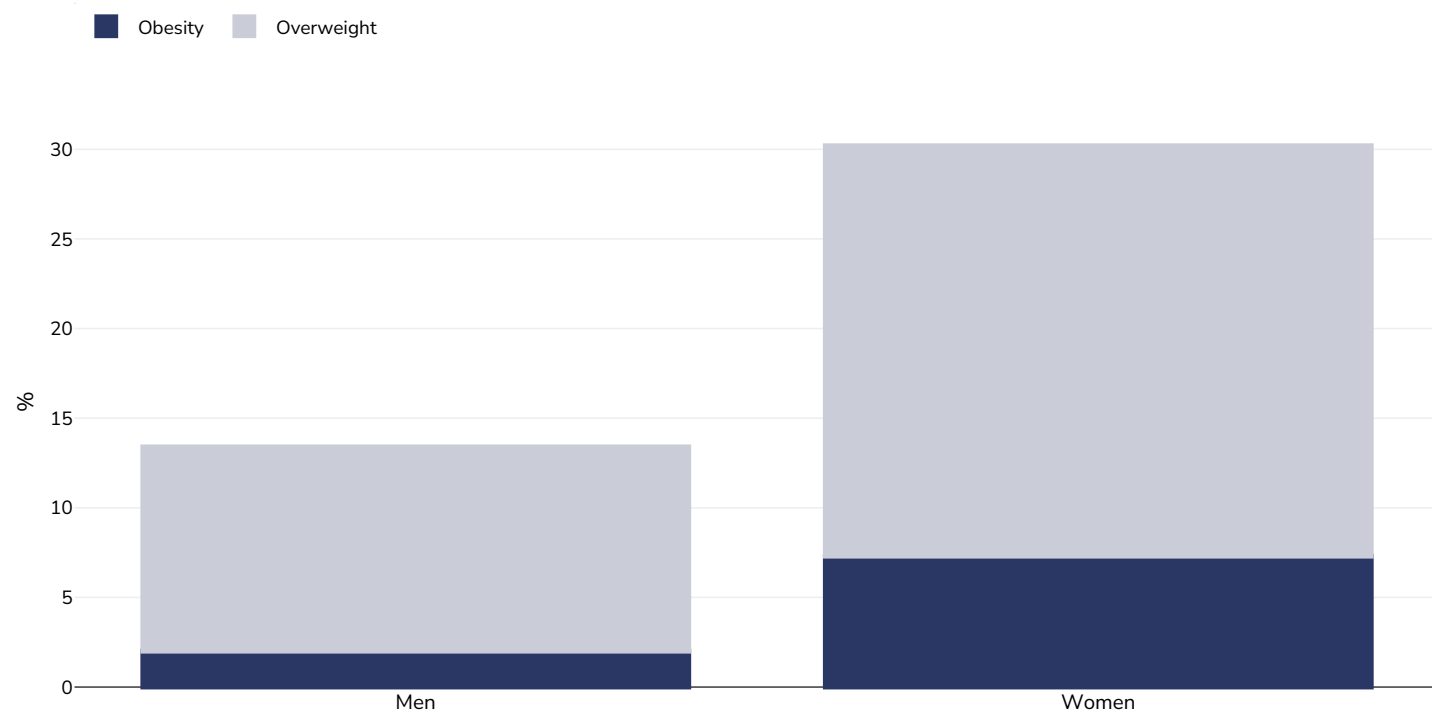
This report card contains the latest data available on the Global Obesity Observatory on overweight and obesity . Where available, data on common and relevant obesity drivers and comorbidities are also presented.

View the latest version of this report on the Global Obesity Observatory at <https://data.worldobesity.org/country/myanmar-148/>.

Contents	Page
Obesity prevalence	3
Overweight/obesity by education	6
Overweight/obesity by age	9
Overweight/obesity by region	11
Overweight/obesity by socio-economic group	13
Double burden of underweight & overweight	15
Insufficient physical activity	18
Estimated per capita fruit intake	24
Estimated per-capita processed meat intake	25
Estimated per capita whole grains intake	26
Mental health - depression disorders	27
Mental health - anxiety disorders	33
% Infants exclusively breastfed 0-5 months	38
Percent of population who cannot afford a healthy diet	39
Oesophageal cancer	40
Breast cancer	42
Colorectal cancer	43
Pancreatic cancer	45
Gallbladder cancer	47
Kidney cancer	49
Cancer of the uterus	51
Raised blood pressure	52
Raised cholesterol	55
Raised fasting blood glucose	58
Diabetes prevalence	60
Ovarian Cancer	61
Leukemia	62
Leukemia	64
Liver and intrahepatic bile duct Cancer	66
Multiple Myeloma	68
Non Hodgkin Lymphoma	70
Thyroid Cancer	72

Obesity prevalence


Adults, 2017-2018



Survey type:	Measured
Age:	15-49
Sample size:	18049
Area covered:	National
References:	Myanmar Micronutrient and Food Consumption Survey (MMFCS) 2017-2018. Interim Report, National Nutrition Centre, Department of Public Health, Ministry of Health and Sports
Notes:	Sample size. 9027 Women, 9022 Men

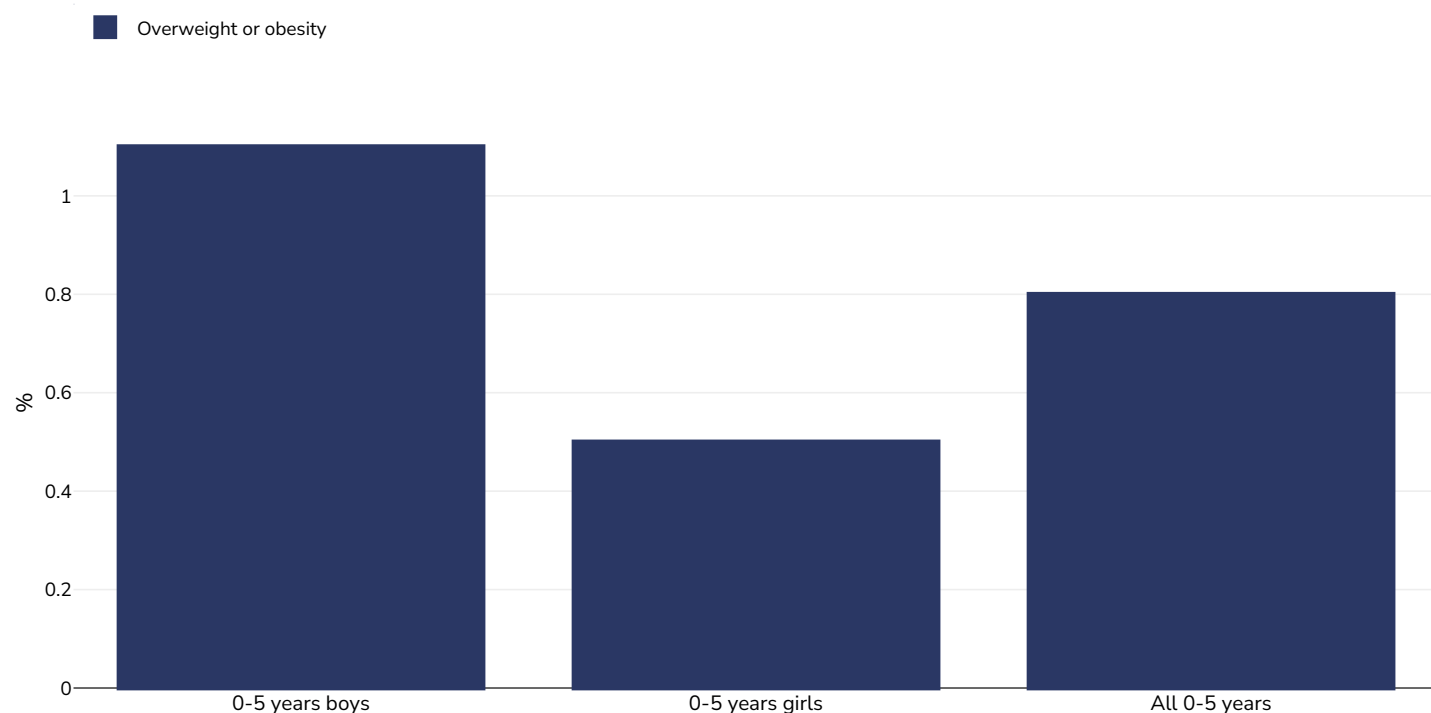
Unless otherwise noted, overweight refers to a BMI between 25kg and 29.9kg/m², obesity refers to a BMI greater than 30kg/m².

Girls, 2017-2018



Survey type:	Measured
Age:	10-14
Sample size:	918
Area covered:	National
References:	Myanmar Micronutrient and Food Consumption Survey (MMFCS) 2017-2018, Interim Report, National Nutrition Centre, Department of Public Health, Ministry of Health and Sports
Notes:	Small sample size
Cutoffs:	WHO

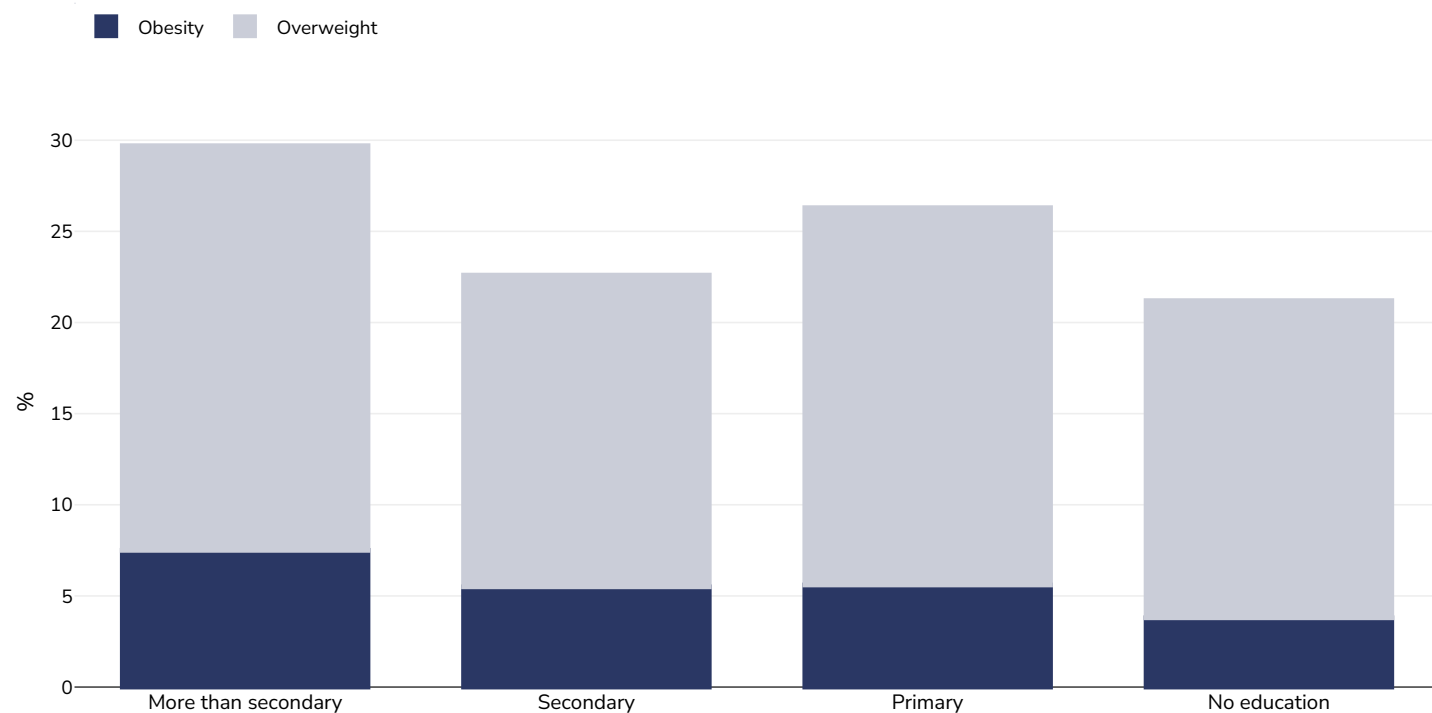
0-5 years, 2017-2018



Age:	0-5
Sample size:	8961
References:	Other: Myanmar Micronutrient and Food Consumption Survey (MMFCS) 2017-2018
Notes:	<p>UNICEF/WHO/World Bank Joint Child Malnutrition Estimates Expanded Database: Overweight (Survey Estimates), May 2023, New York.</p> <p>For more information about the methodology, please consult https://data.unicef.org/resources/jme-2023-country-consultations/</p> <p>Percentage of children under 5 years of age falling above 2 standard deviations (moderate and severe) from the median weight-for-height of the reference population.</p>
Definitions:	=>+2SD

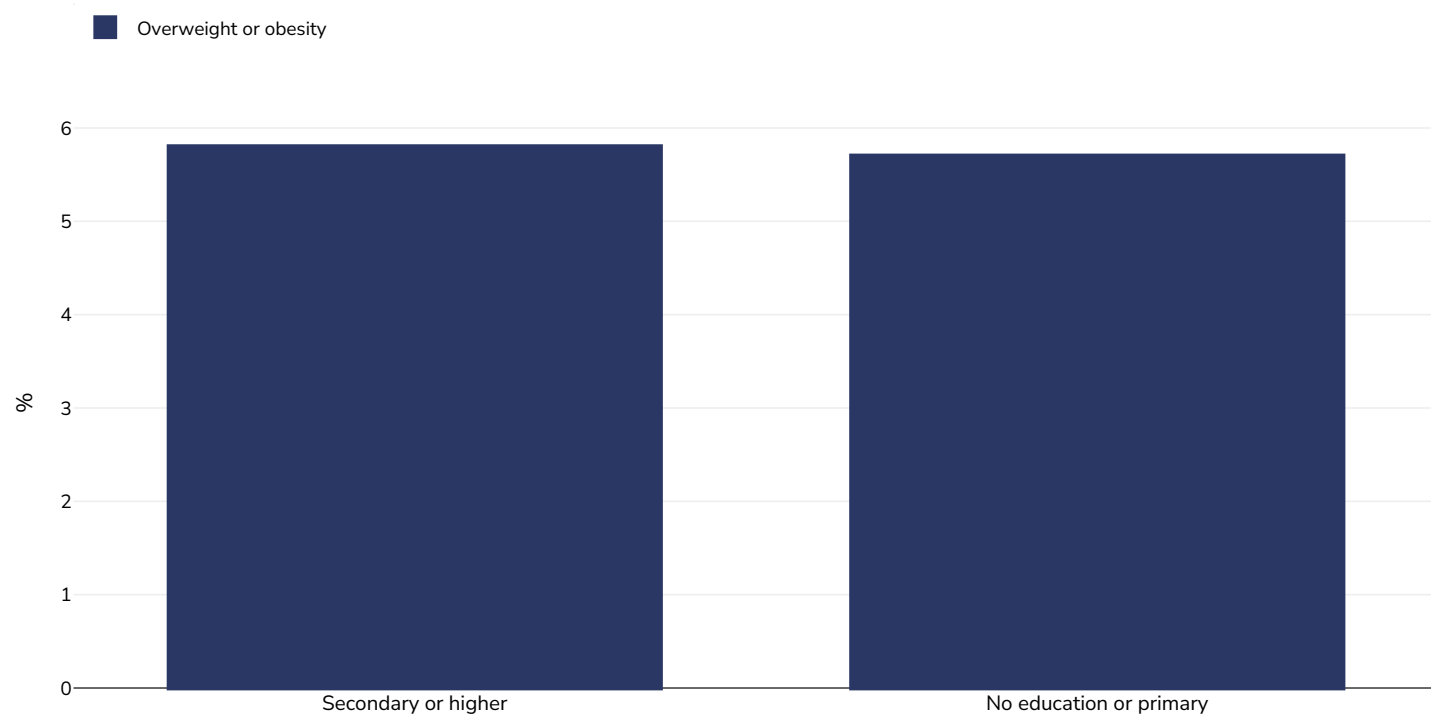
Overweight/obesity by education

Women, 2015-2016



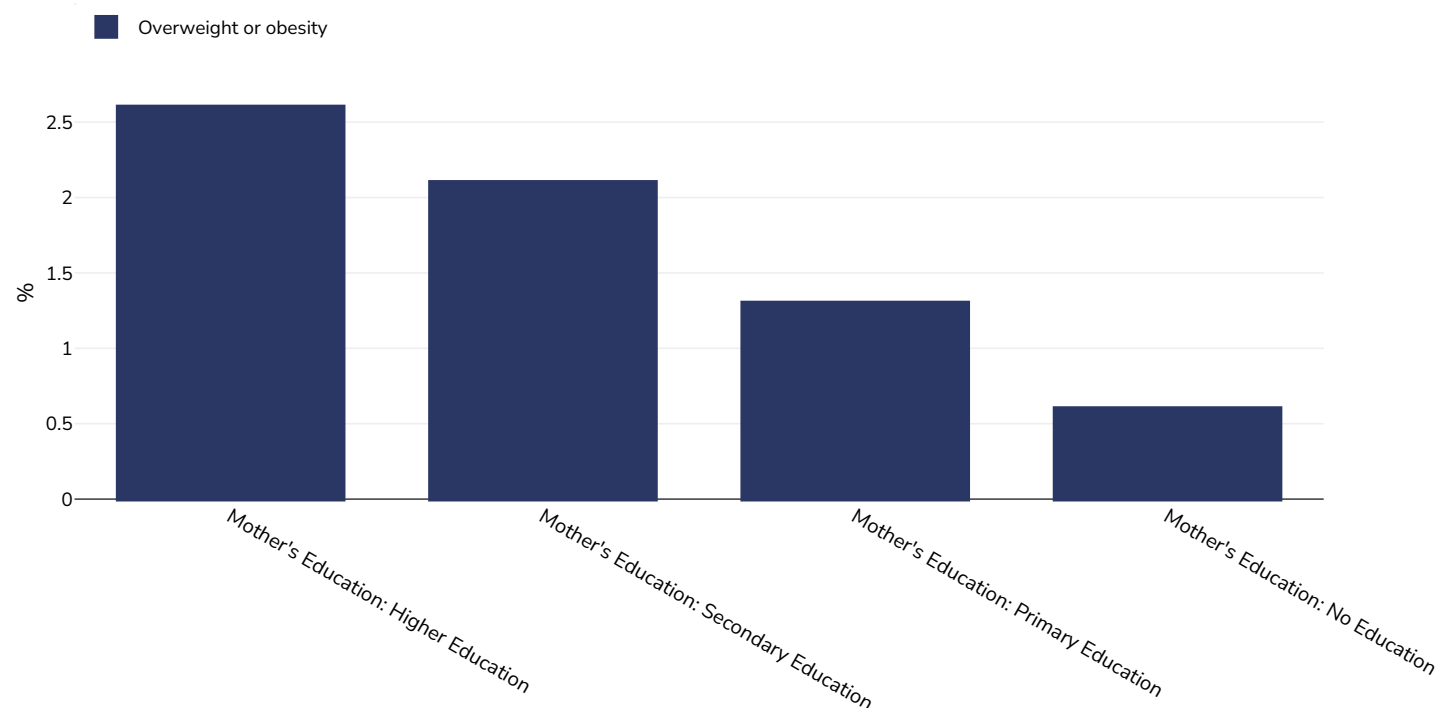
Survey type:	Measured
Age:	15-49
Sample size:	12100
Area covered:	National
References:	Ministry of Health and Sports (MoHS) and ICF. 2017. Myanmar Demographic and Health Survey 2015-16. Nay Pyi Taw, Myanmar, and Rockville, Maryland USA: Ministry of Health and Sports and ICF.
Notes:	Excludes pregnant women and women with a birth in the preceding 2 months
Unless otherwise noted, overweight refers to a BMI between 25kg and 29.9kg/m ² , obesity refers to a BMI greater than 30kg/m ² .	

Girls, 2015-2016



Survey type:	Measured
Age:	15-19
Sample size:	1451
Area covered:	National
References:	Benedict, Rukundo K., Allison Schmale, and Sorrel Namaste. 2018. Adolescent Nutrition 2000-2017: DHS Data on Adolescents Age 15-19. DHS Comparative Report No. 47. Rockville, Maryland, USA: ICF. Ministry of Health and Sports (MoHS) and ICF. 2017. Myanmar Demographic and Health Survey 2015-16. Nay Pyi Taw, Myanmar, and Rockville, Maryland USA: Ministry of Health and Sports and ICF
Definitions:	BMI for age: between +1 SD and +2 SD is overweight and greater than +2 SD is obesity
Cutoffs:	WHO 2007

0-5 years, 2015-2016



Sample size: 4087

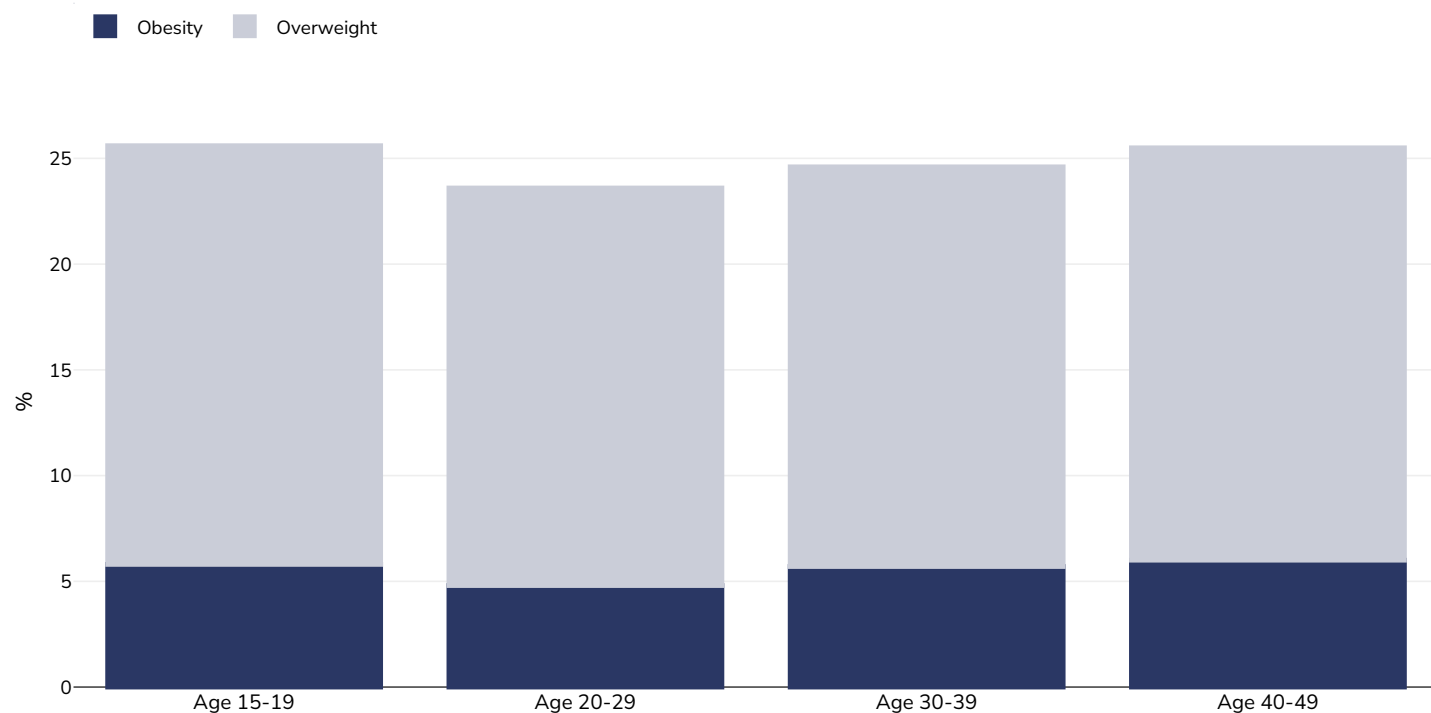
References: DHS: Myanmar Demographic and Health Survey 2015-16: Final Report. 2016

Notes: UNICEF/WHO/World Bank Joint Child Malnutrition Estimates Expanded Database: Overweight (Survey Estimates), May 2023, New York.
For more information about the methodology, please consult <https://data.unicef.org/resources/jme-2023-country-consultations/>
Percentage of children under 5 years of age falling above 2 standard deviations (moderate and severe) from the median weight-for-height of the reference population.

Definitions: =>+2SD

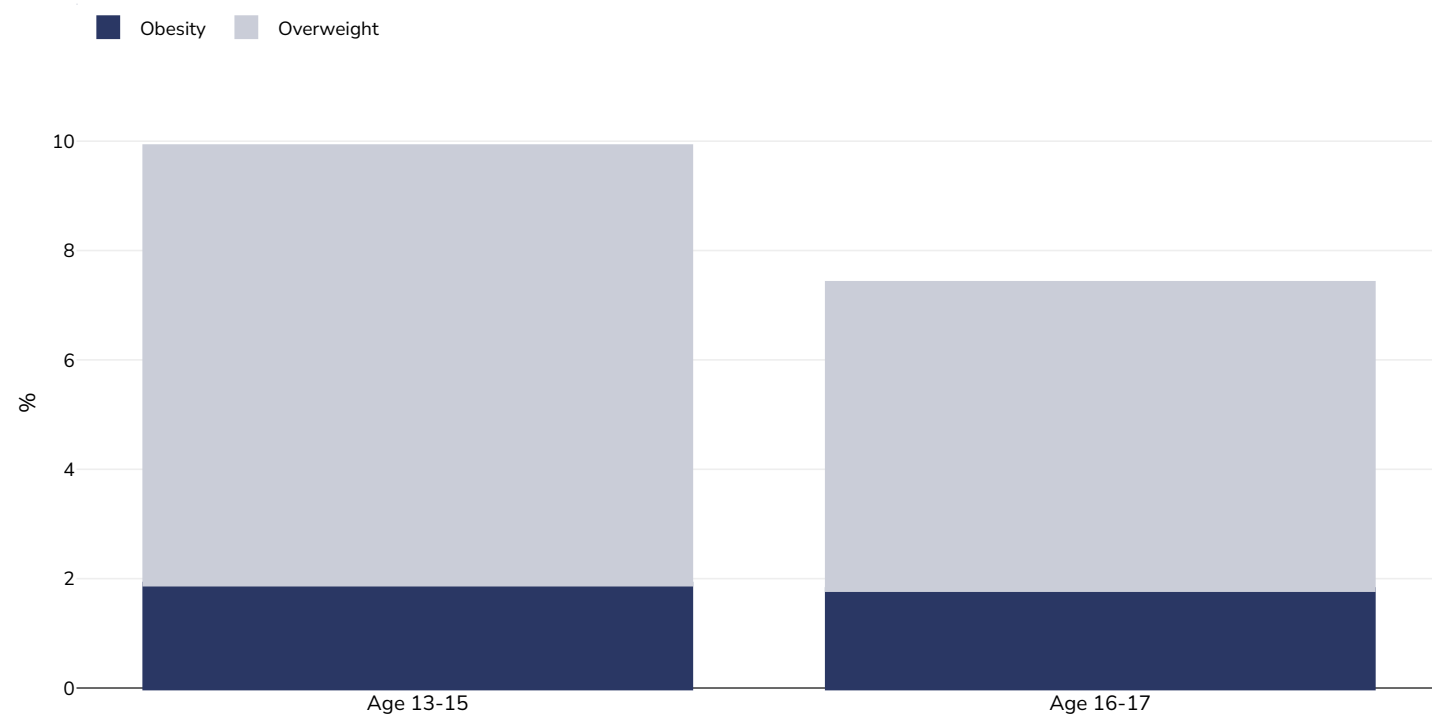
Overweight/obesity by age

Women, 2015-2016



Survey type:	Measured
Sample size:	12100
Area covered:	National
References:	Ministry of Health and Sports (MoHS) and ICF. 2017. Myanmar Demographic and Health Survey 2015-16. Nay Pyi Taw, Myanmar, and Rockville, Maryland USA: Ministry of Health and Sports and
Notes:	Excludes pregnant women and women with a birth in the preceding 2 months
Unless otherwise noted, overweight refers to a BMI between 25kg and 29.9kg/m ² , obesity refers to a BMI greater than 30kg/m ² .	

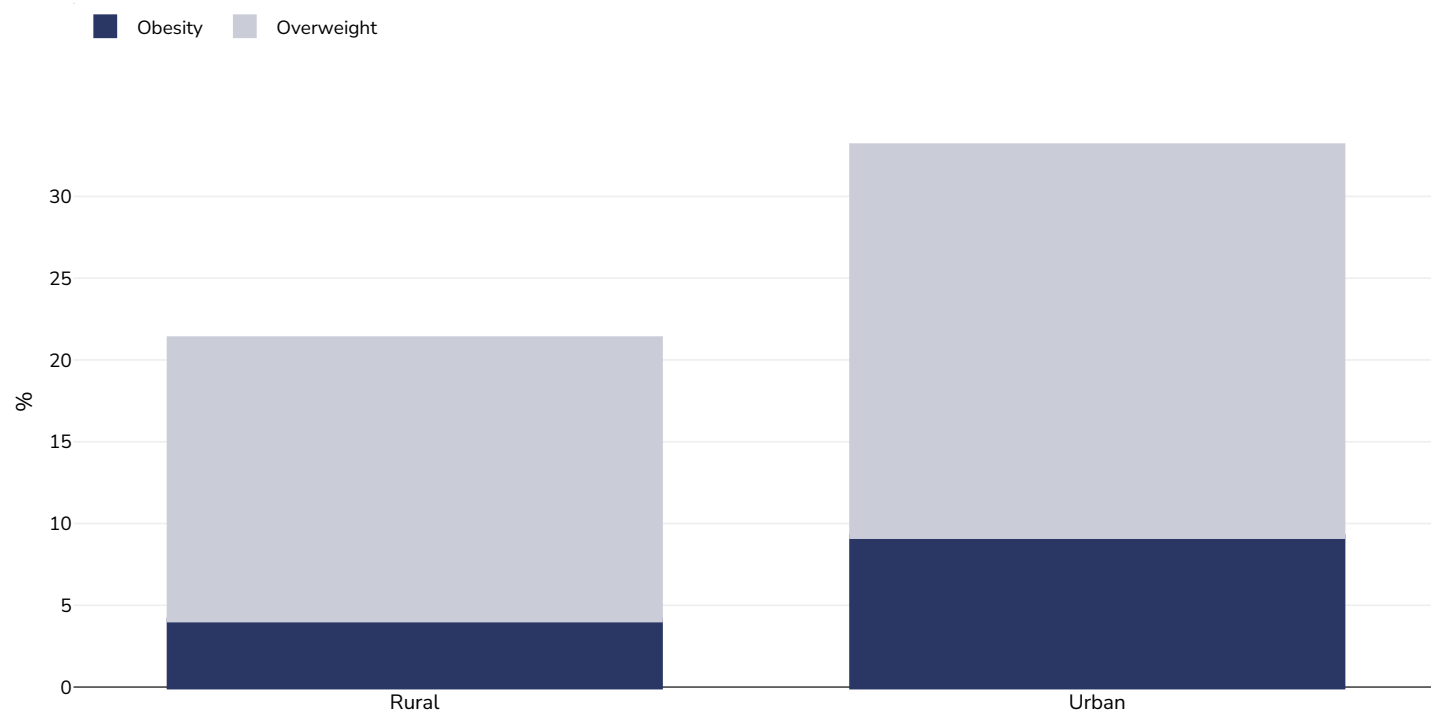
Children, 2016



Survey type:	Measured
Sample size:	2838
Area covered:	National
References:	2016 GSHS Country Report Myanmar. Available at: https://cdn.who.int/media/docs/default-source/ncds/ncd-surveillance/data-reporting/myanmar/gshs/gshs-2016-myanmar-report.pdf?sfvrsn=d4b7816a_2&download=true
Cutoffs:	BMI-for-age (5-19 years old)

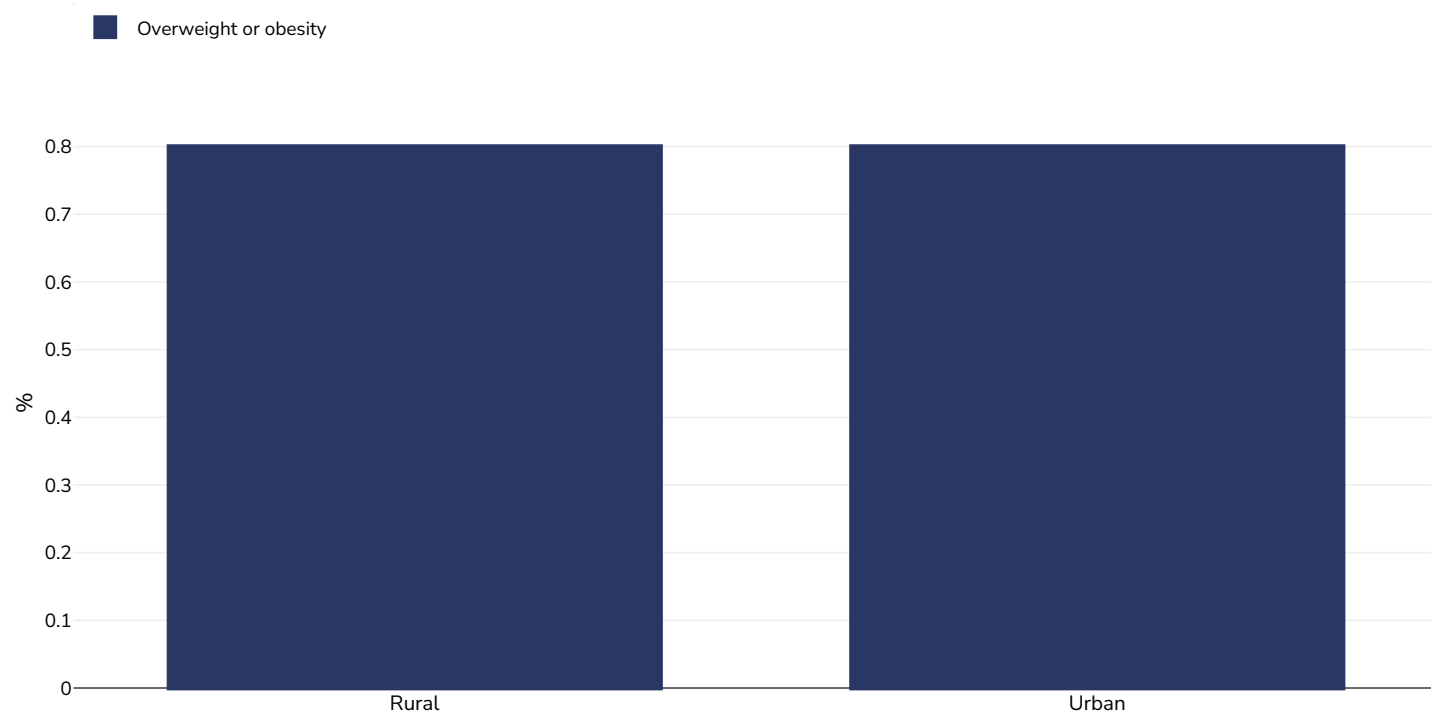
Overweight/obesity by region

Women, 2015-2016



Survey type:	Measured
Age:	15-49
Sample size:	12100
Area covered:	National
References:	Ministry of Health and Sports (MoHS) and ICF. 2017. Myanmar Demographic and Health Survey 2015-16. Nay Pyi Taw, Myanmar, and Rockville, Maryland USA: Ministry of Health and Sports and ICF.
Notes:	Excludes pregnant women and women with a birth in the preceding 2 months
Unless otherwise noted, overweight refers to a BMI between 25kg and 29.9kg/m ² , obesity refers to a BMI greater than 30kg/m ² .	

0-5 years, 2017-2018



Sample size: 8961

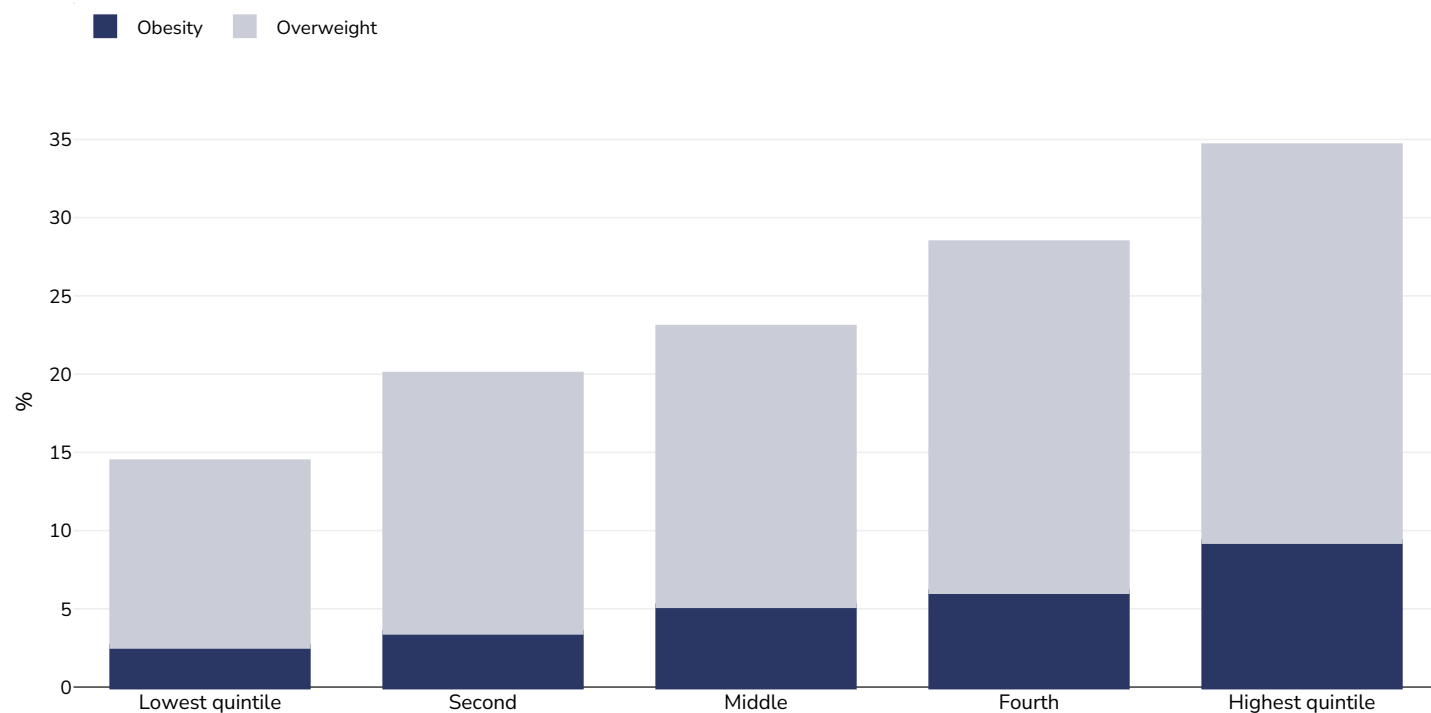
References: Other: Myanmar Micronutrient and Food Consumption Survey (MMFCS) 2017-2018

Notes: UNICEF/WHO/World Bank Joint Child Malnutrition Estimates Expanded Database: Overweight (Survey Estimates), May 2023, New York.
For more information about the methodology, please consult <https://data.unicef.org/resources/jme-2023-country-consultations/>
Percentage of children under 5 years of age falling above 2 standard deviations (moderate and severe) from the median weight-for-height of the reference population.

Definitions: =>+2SD

Overweight/obesity by socio-economic group

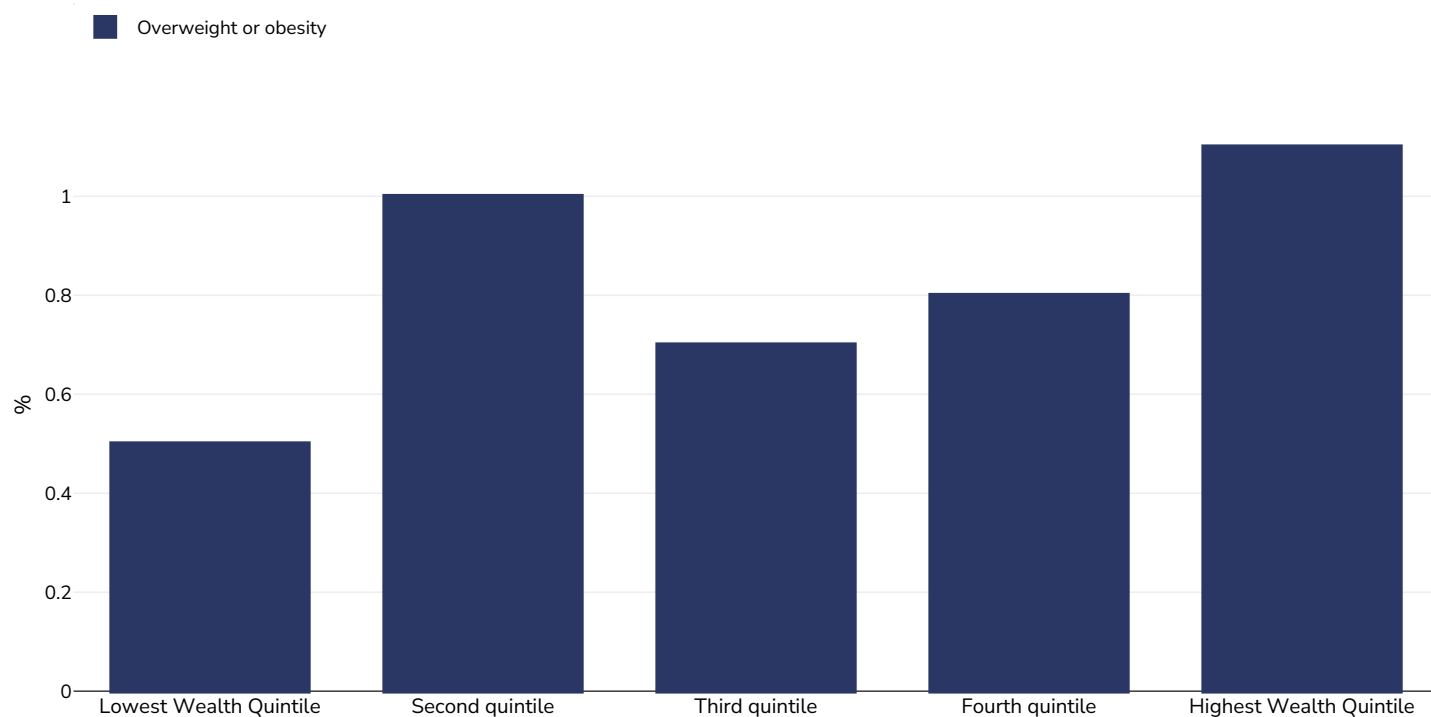
Women, 2015-2016



Survey type:	Measured
Age:	15-49
Sample size:	12100
Area covered:	National
References:	Ministry of Health and Sports (MoHS) and ICF. 2017. Myanmar Demographic and Health Survey 2015-16. Nay Pyi Taw, Myanmar, and Rockville, Maryland USA: Ministry of Health and Sports and ICF.
Notes:	Excludes pregnant women and women with a birth in the preceding 2 months

Unless otherwise noted, overweight refers to a BMI between 25kg and 29.9kg/m², obesity refers to a BMI greater than 30kg/m².

0-5 years, 2017-2018



Sample size: 8961

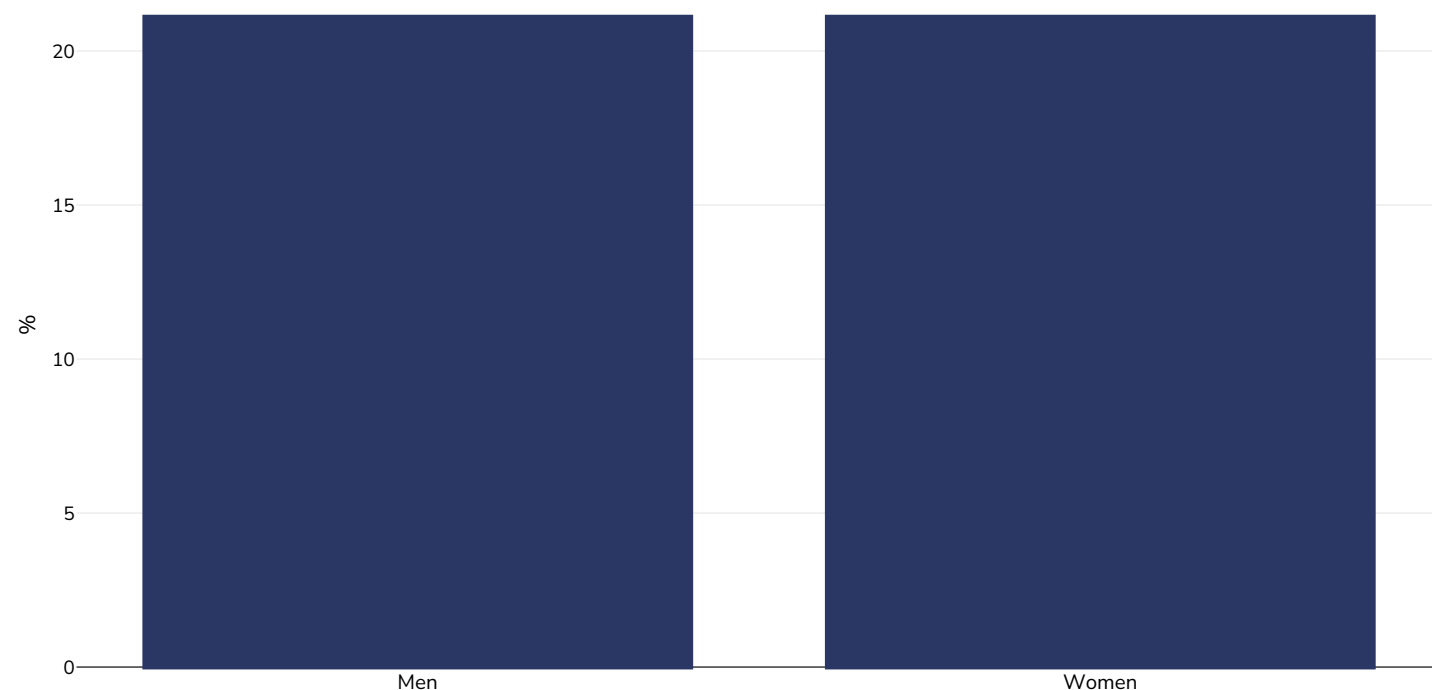
References: Other: Myanmar Micronutrient and Food Consumption Survey (MMFCS) 2017-2018

Notes: UNICEF/WHO/World Bank Joint Child Malnutrition Estimates Expanded Database: Overweight (Survey Estimates), May 2023, New York.
For more information about the methodology, please consult <https://data.unicef.org/resources/jme-2023-country-consultations/>
Percentage of children under 5 years of age falling above 2 standard deviations (moderate and severe) from the median weight-for-height of the reference population.

Definitions: =>+2SD

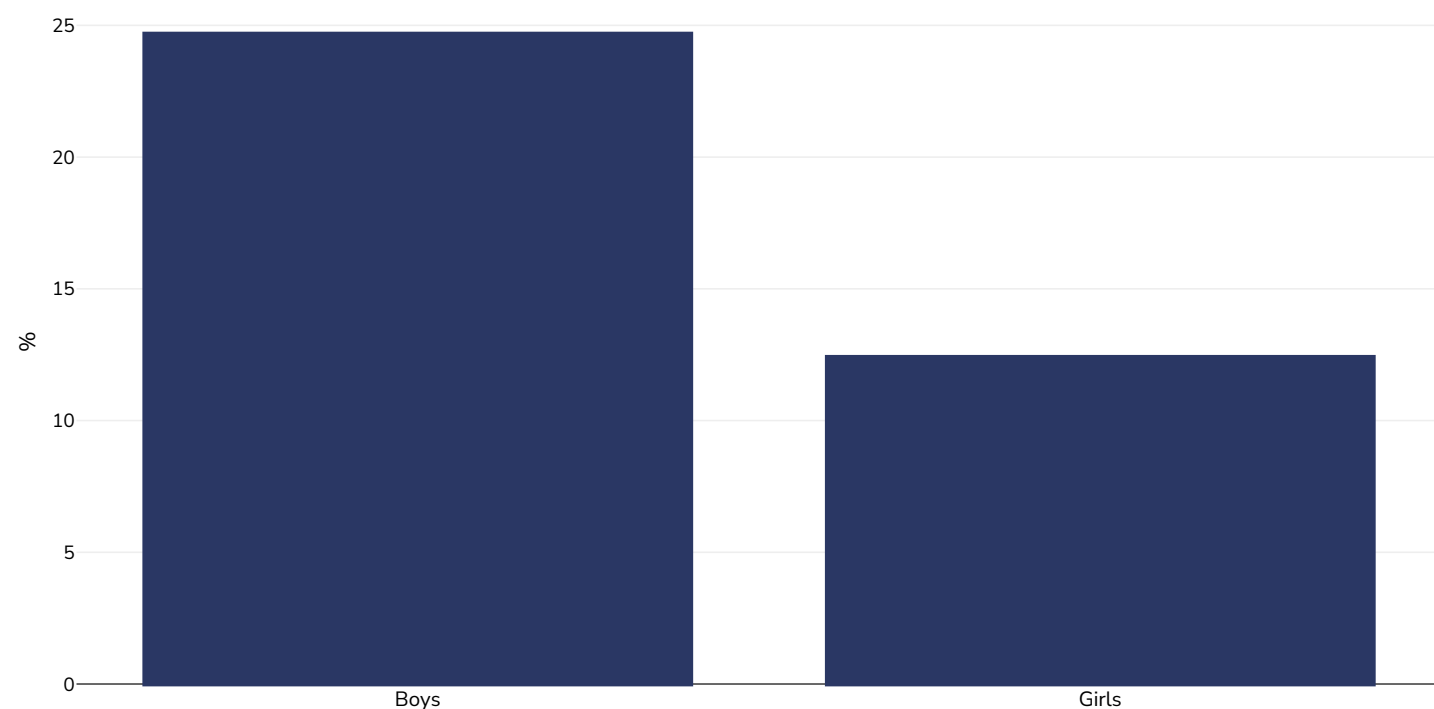
Double burden of underweight & overweight

Adults, 2022



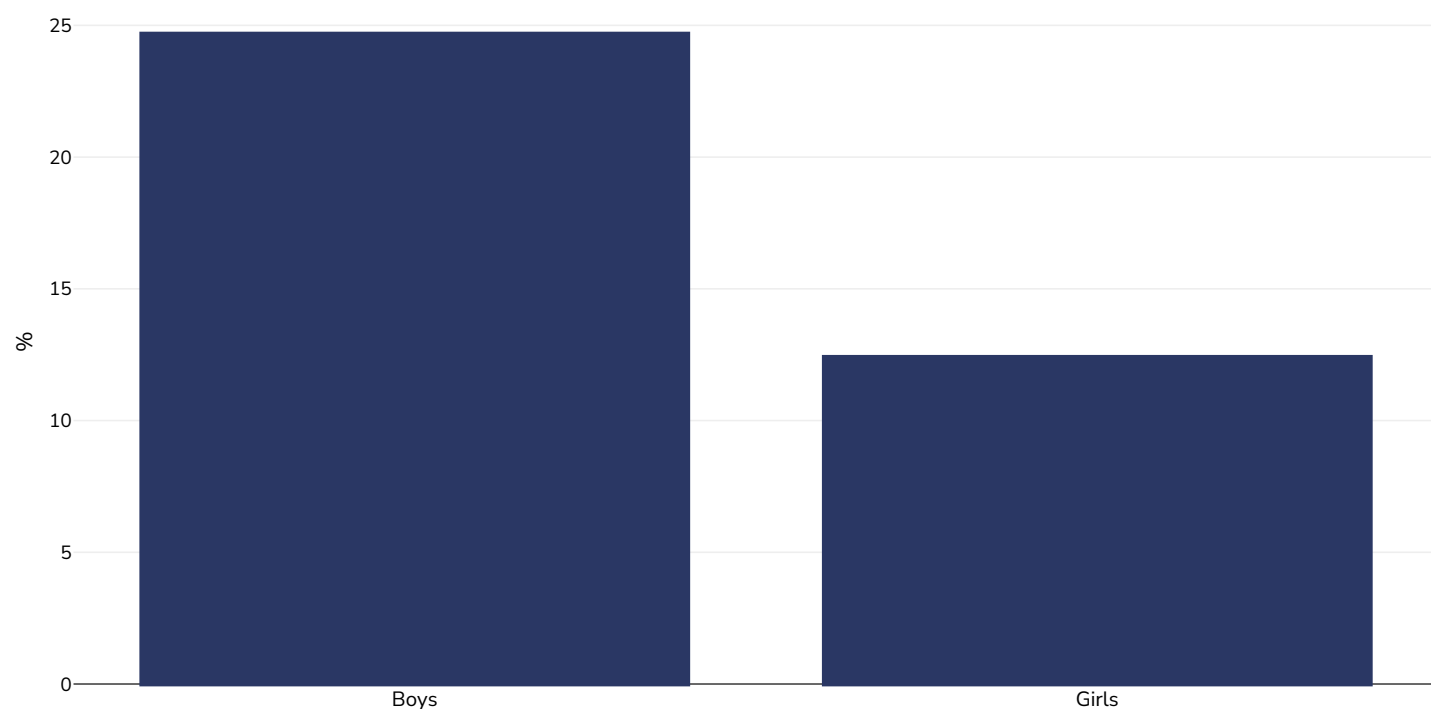
Survey type:	Measured
Age:	20+
References:	NCD Risk Factor Collaboration (NCD-RisC). Worldwide trends in underweight and obesity from 1990 to 2022: a pooled analysis of 3663 population representative studies with 222 million children, adolescents, and adults. Lancet 2024; published online Feb 29. https://doi.org/10.1016/S0140-6736(23)02750-2 .
Notes:	Age Standardised estimates
Definitions:	Combined prevalence of BMI<18.5 kg/m ² and BMI≥30 kg/m ² (double burden of underweight and obesity)

Children, 2022



Survey type:	Measured
Age:	5-19
References:	NCD Risk Factor Collaboration (NCD-RisC). Worldwide trends in underweight and obesity from 1990 to 2022: a pooled analysis of 3663 population representative studies with 222 million children, adolescents, and adults. Lancet 2024; published online Feb 29. https://doi.org/10.1016/S0140-6736(23)02750-2 .
Notes:	Age standardised estimates
Definitions:	Combined prevalence of BMI < -2SD and BMI > 2SD (double burden of thinness and obesity)
Cutoffs:	BMI < -2SD and BMI > 2SD

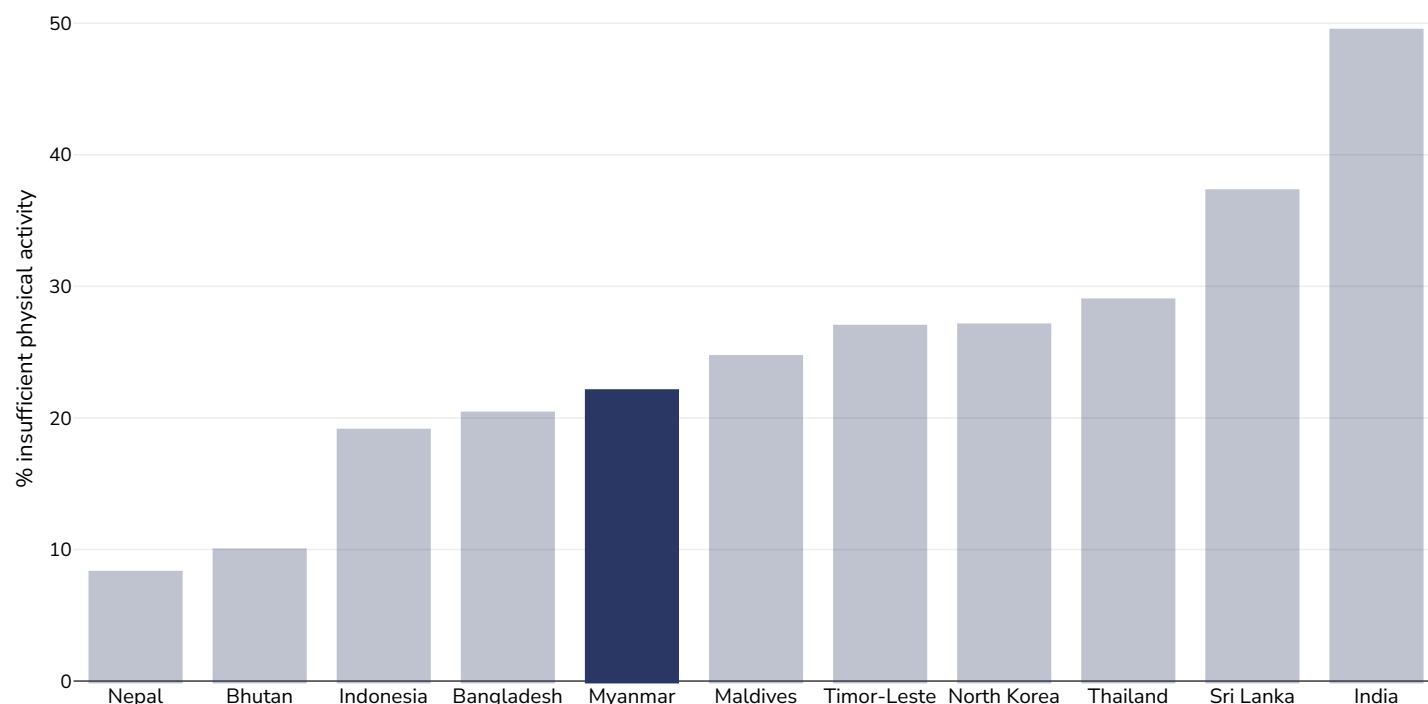
0-5 years, 2015-2016



Survey type:	Measured
Age:	0-5
References:	UNICEF data available at https://data.unicef.org/topic/nutrition/malnutrition/ (last accessed 12.03.25)
Notes:	Children under 5 falling below -2 standard deviations from the median height for age and falling at or above +2 standard deviations from the median weight-for-height of the reference population

Insufficient physical activity

Adults, 2022



Survey type: Self-reported

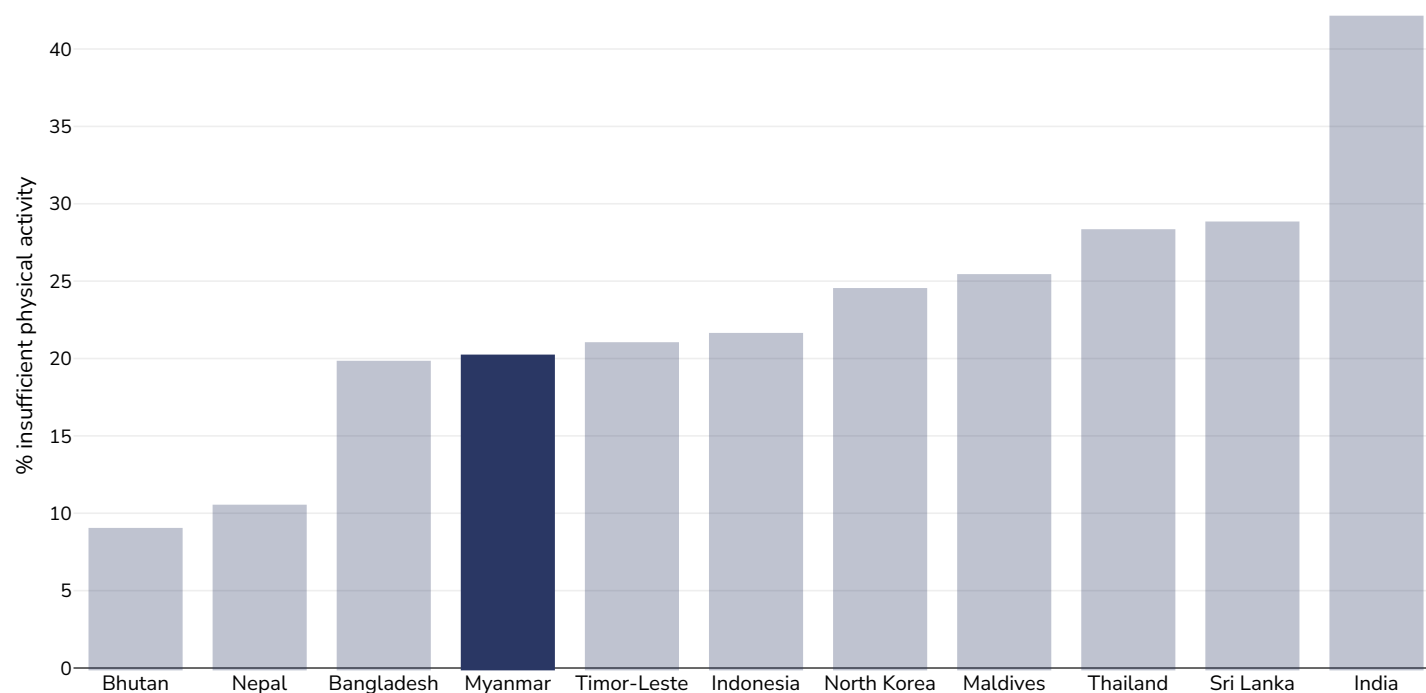
Age: 18+

Area covered: National

References: WHO (2024). Prevalence of insufficient physical activity among adults aged 18-years age-standardized estimate in 2022. Available at [https://www.who.int/data/gho/data/indicators/indicator-details/GHO/prevalence-of-insufficient-physical-activity-among-adults-aged-18-years-\(age-standardized-estimate\)-\(-\)](https://www.who.int/data/gho/data/indicators/indicator-details/GHO/prevalence-of-insufficient-physical-activity-among-adults-aged-18-years-(age-standardized-estimate)-(-))

Definitions: Percent of population attaining less than 150 minutes of moderate-intensity physical activity per week, or less than 75 minutes of vigorous-intensity physical activity per week, or equivalent.

Men, 2022



Survey type: Self-reported

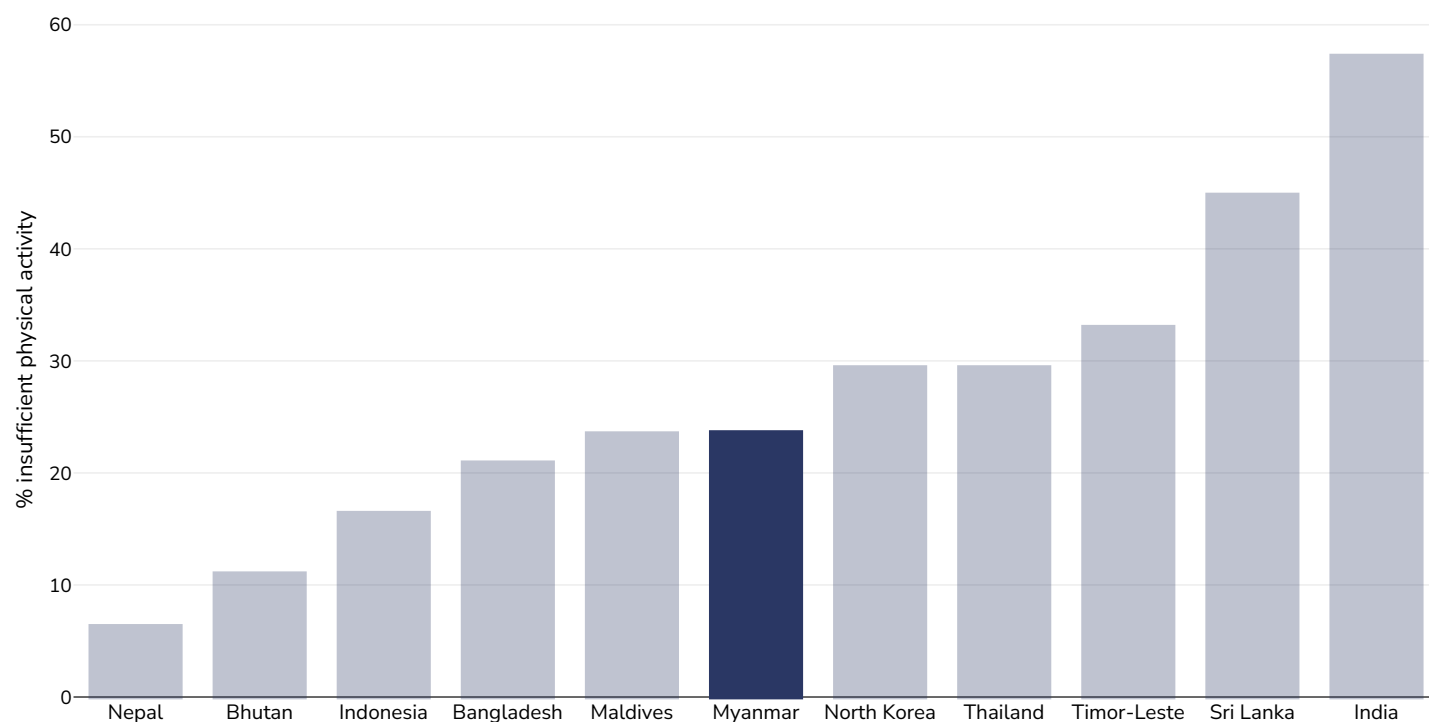
Age: 18+

Area covered: National

References: WHO (2024). Prevalence of insufficient physical activity among adults aged 18-years age-standardized estimate in 2022. Available at [https://www.who.int/data/gho/data/indicators/indicator-details/GHO/prevalence-of-insufficient-physical-activity-among-adults-aged-18-years-\(age-standardized-estimate\)-\(-\)](https://www.who.int/data/gho/data/indicators/indicator-details/GHO/prevalence-of-insufficient-physical-activity-among-adults-aged-18-years-(age-standardized-estimate)-(-))

Definitions: Percent of population attaining less than 150 minutes of moderate-intensity physical activity per week, or less than 75 minutes of vigorous-intensity physical activity per week, or equivalent.

Women, 2022



Survey type: Self-reported

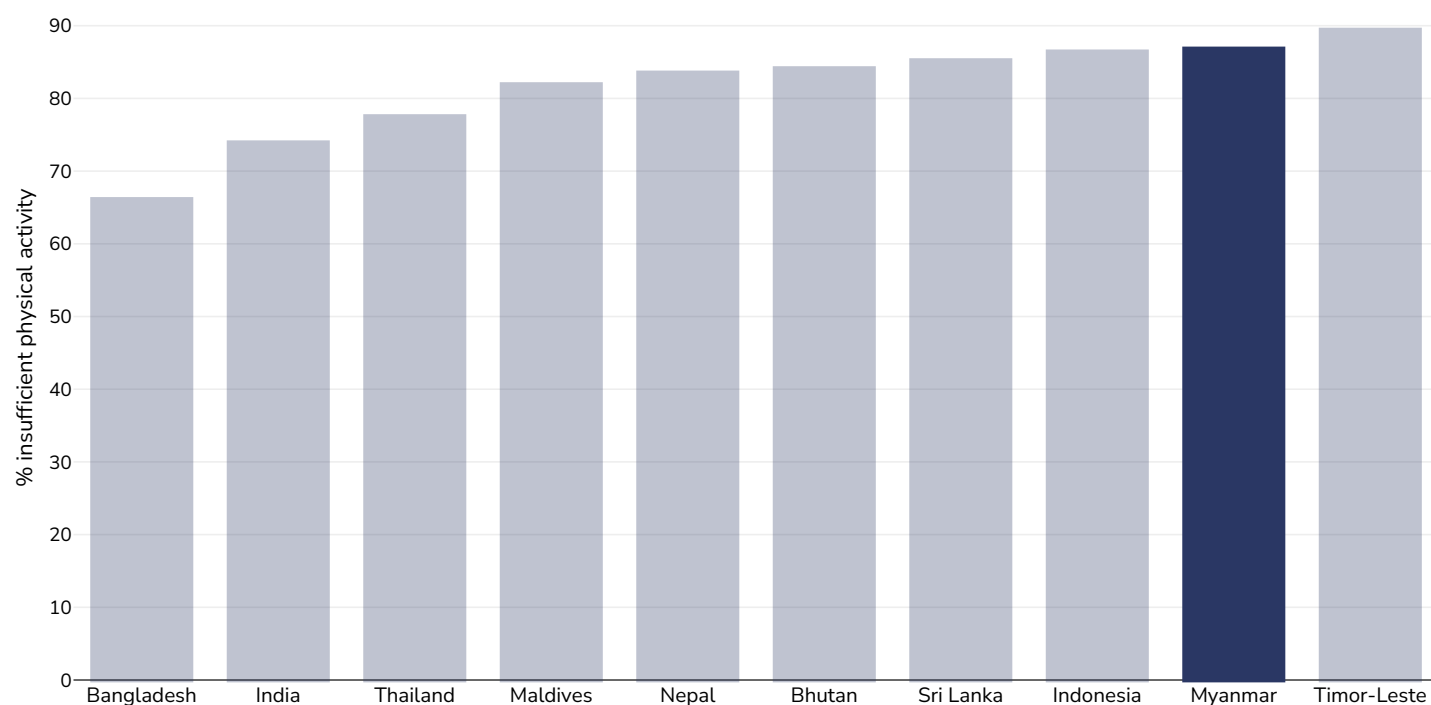
Age: 18+

Area covered: National

References: WHO (2024). Prevalence of insufficient physical activity among adults aged 18-years age-standardized estimate in 2022. Available at [https://www.who.int/data/gho/data/indicators/indicator-details/GHO/prevalence-of-insufficient-physical-activity-among-adults-aged-18-years-\(age-standardized-estimate\)-\(-\)](https://www.who.int/data/gho/data/indicators/indicator-details/GHO/prevalence-of-insufficient-physical-activity-among-adults-aged-18-years-(age-standardized-estimate)-(-))

Definitions: Percent of population attaining less than 150 minutes of moderate-intensity physical activity per week, or less than 75 minutes of vigorous-intensity physical activity per week, or equivalent.

Children, 2016



Survey type: Self-reported

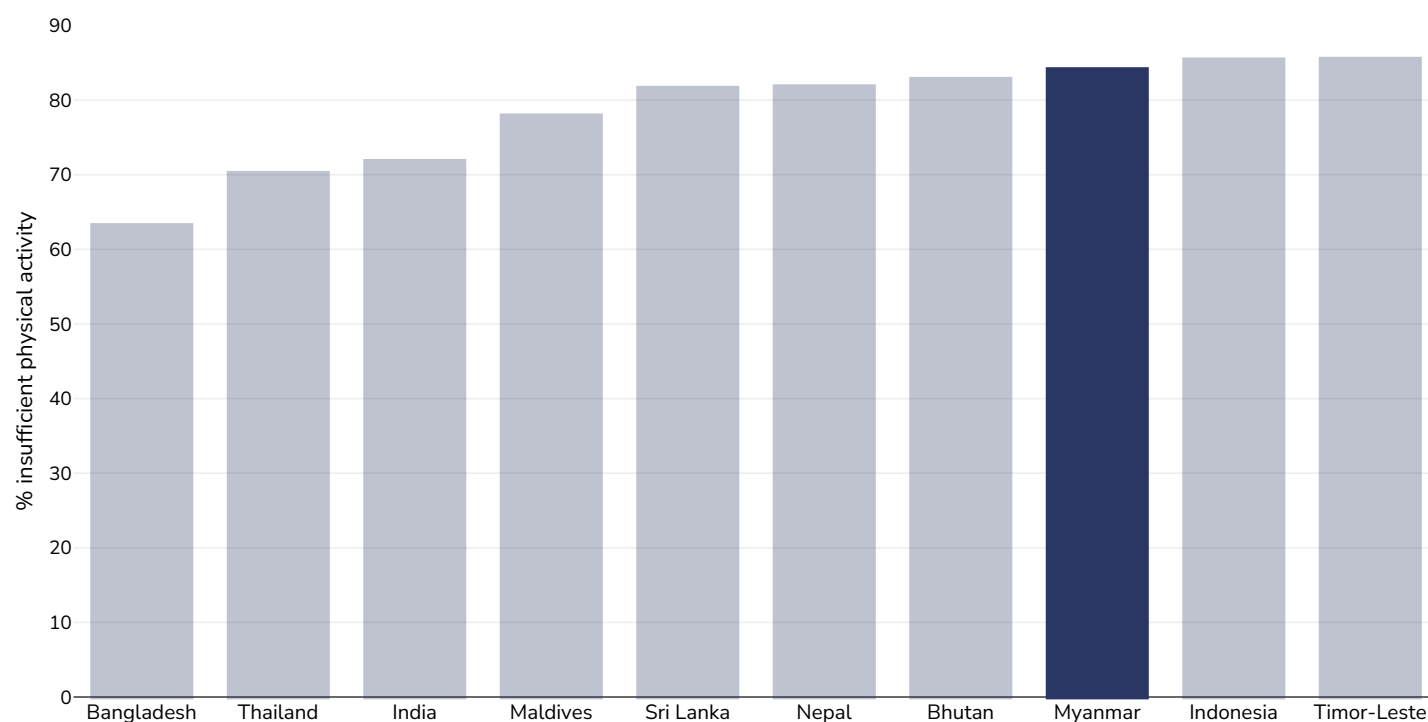
Age: 11-17

References: Global Health Observatory data repository, World Health Organisation, <https://apps.who.int/gho/data/node.main.A893ADO?lang=en>
(last accessed 16.03.21)

Notes: % of school going adolescents not meeting WHO recommendations on Physical Activity for Health, i.e. doing less than 60 minutes of moderate- to vigorous-intensity physical activity daily.

Definitions: % Adolescents insufficiently active (age standardised estimate)

Boys, 2016



Survey type: Self-reported

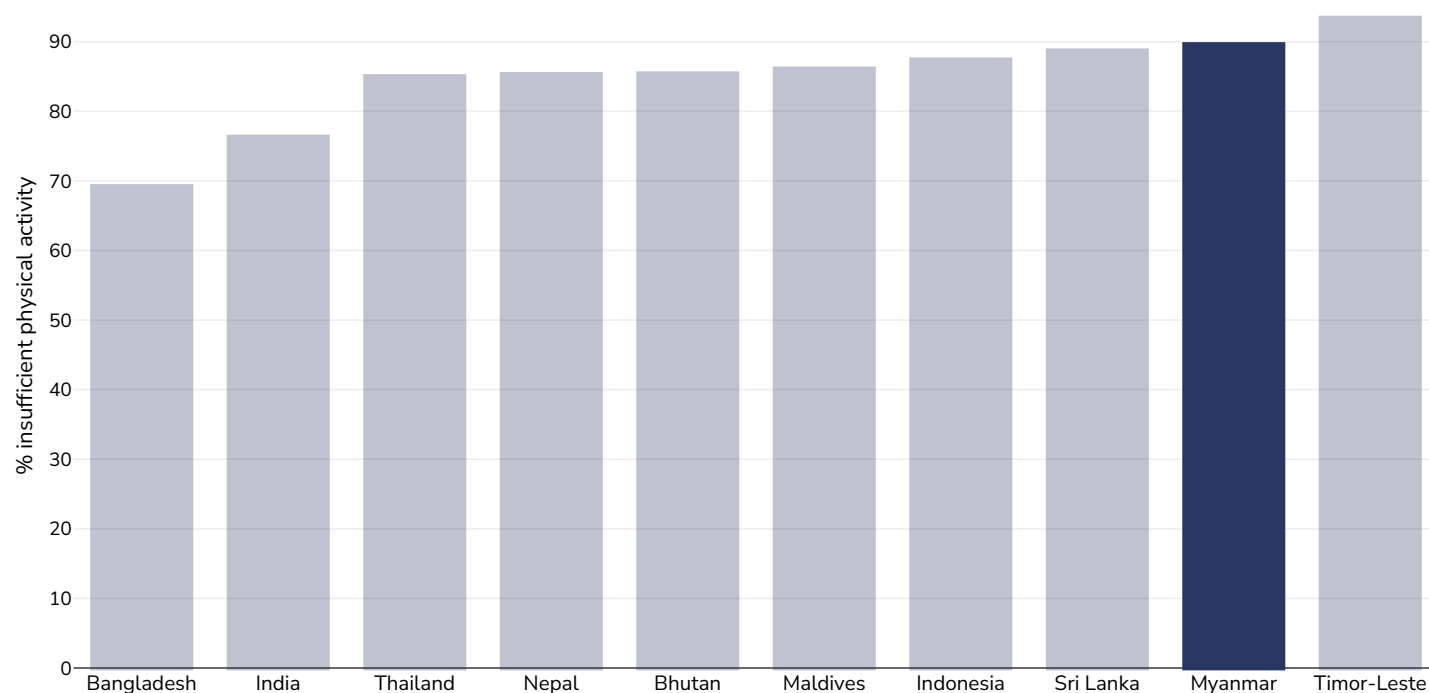
Age: 11-17

References: Global Health Observatory data repository, World Health Organisation, <https://apps.who.int/gho/data/node.main.A893ADO?lang=en> (last accessed 16.03.21)

Notes: % of school going adolescents not meeting WHO recommendations on Physical Activity for Health, i.e. doing less than 60 minutes of moderate- to vigorous-intensity physical activity daily.

Definitions: % Adolescents insufficiently active (age standardised estimate)

Girls, 2016



Survey type: Self-reported

Age: 11-17

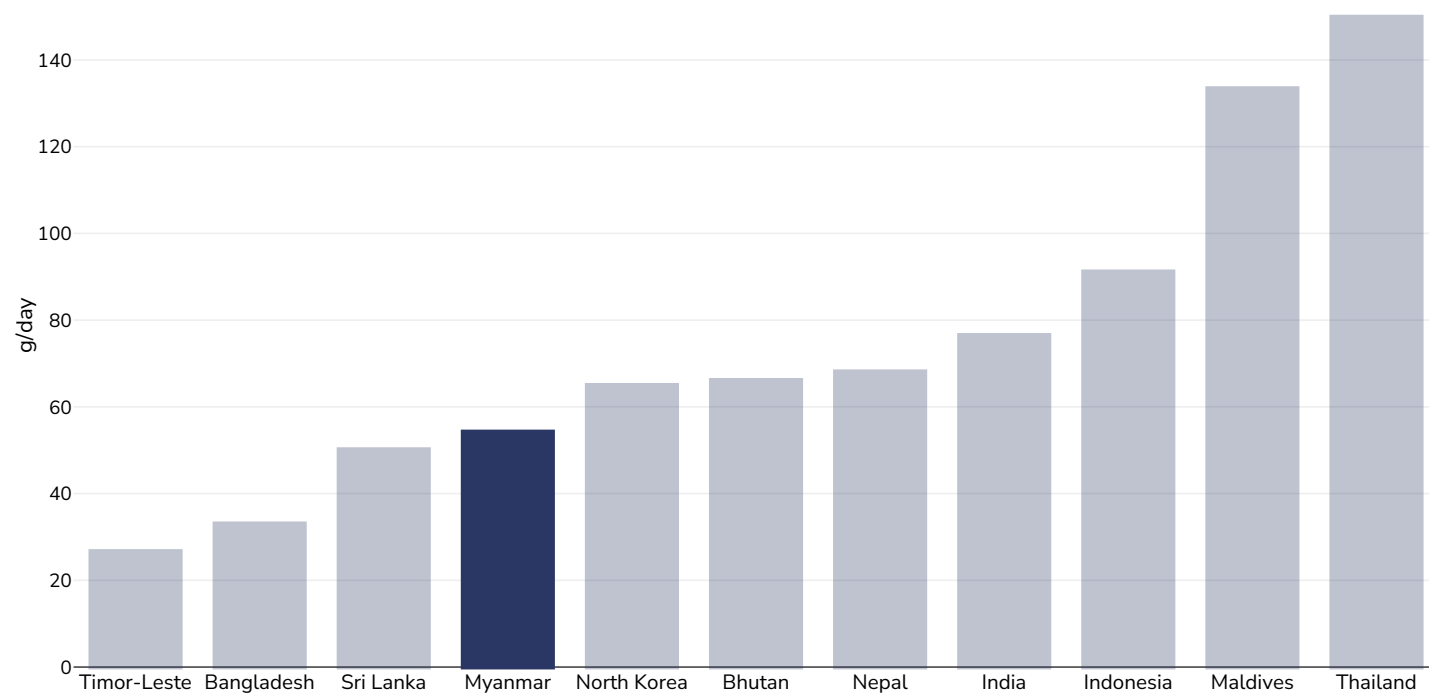
References: Global Health Observatory data repository, World Health Organisation, <https://apps.who.int/gho/data/node.main.A893ADO?lang=en>
(last accessed 16.03.21)

Notes: % of school going adolescents not meeting WHO recommendations on Physical Activity for Health, i.e. doing less than 60 minutes of moderate- to vigorous-intensity physical activity daily.

Definitions: % Adolescents insufficiently active (age standardised estimate)

Estimated per capita fruit intake

Adults, 2017



Survey type: Measured

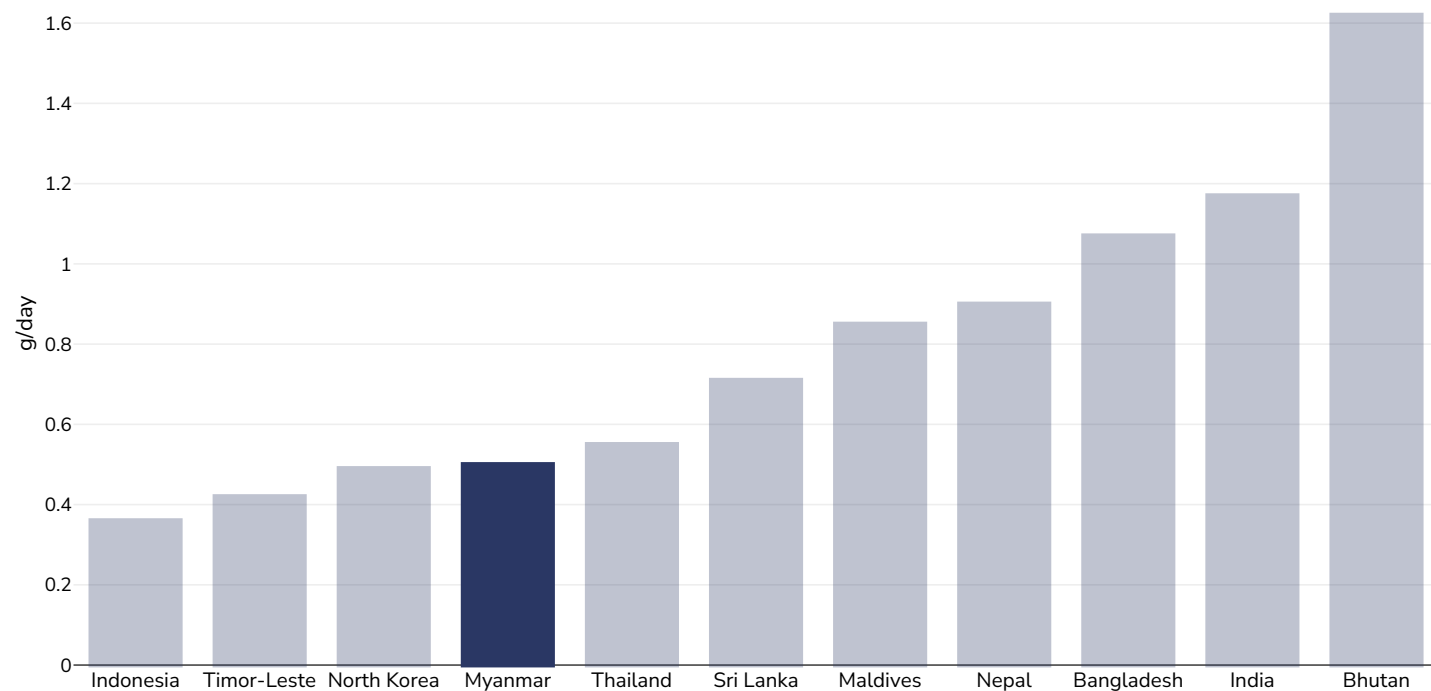
Age: 25+

References: Global Burden of Disease, the Institute for Health Metrics and Evaluation <http://ghdx.healthdata.org/>

Definitions: Estimated per-capita fruit intake (g/day)

Estimated per-capita processed meat intake

Adults, 2017



Survey type: Measured

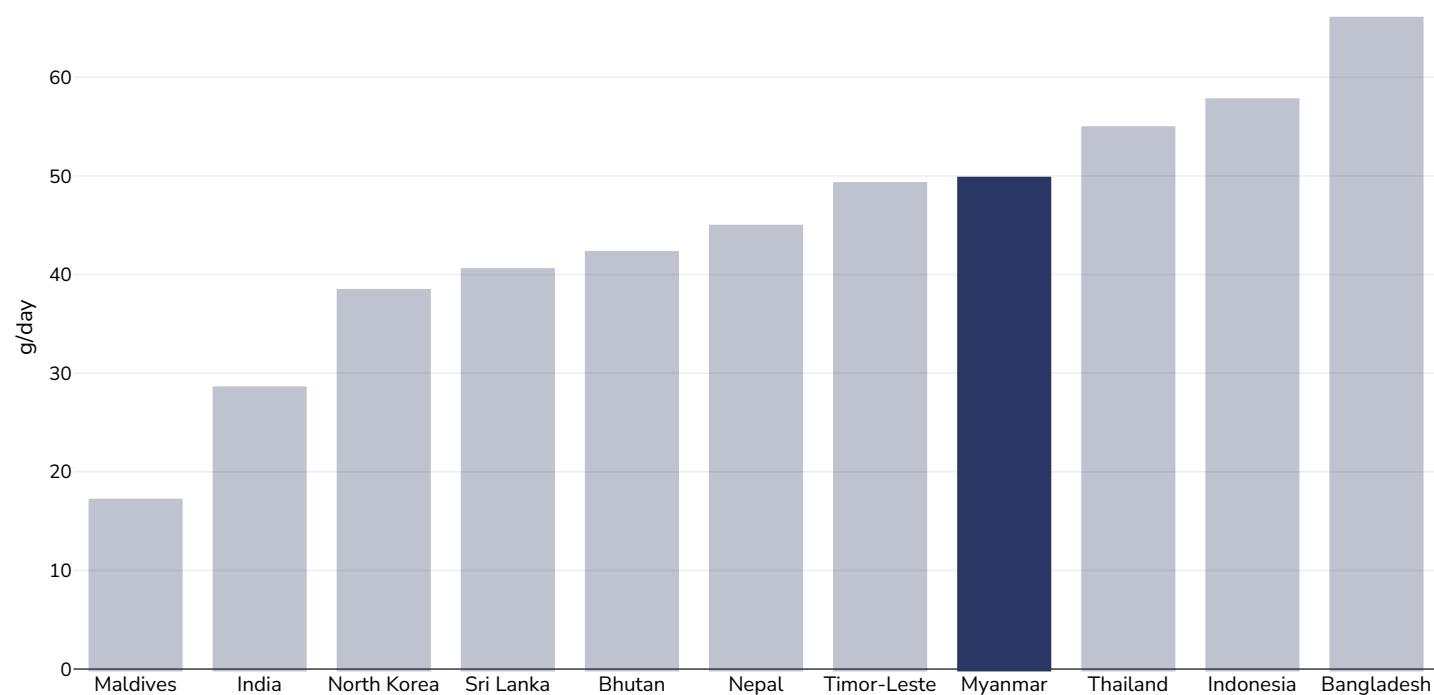
Age: 25+

References: Global Burden of Disease, the Institute for Health Metrics and Evaluation <http://ghdx.healthdata.org/>

Definitions: Estimated per-capita processed meat intake (g per day)

Estimated per capita whole grains intake

Adults, 2017



Survey type: Measured


Age: 25+

References: Global Burden of Disease, the Institute for Health Metrics and Evaluation <http://ghdx.healthdata.org/>

Definitions: Estimated per-capita whole grains intake (g/day)


Mental health - depression disorders

Adults, 2021



Age:	20+
Area covered:	National
References:	Institute for Health Metrics and Evaluation (IHME). GBD Compare Data Visualization. Global Burden of Disease (GBD) Study 2021. Seattle, WA: IHME, University of Washington, 2023. Available from http://vizhub.healthdata.org/gbd-compare . (Last accessed 23.04.25)
Definitions:	Number living with depression per 100,000 population (adults 20+ years)

Men, 2021




Age: 20+

Area covered: National

References: Institute for Health Metrics and Evaluation (IHME). GBD Compare Data Visualization. Global Burden of Disease (GBD) Study 2021. Seattle, WA: IHME, University of Washington, 2023. Available from <http://vizhub.healthdata.org/gbd-compare>. (Last accessed 23.04.25)

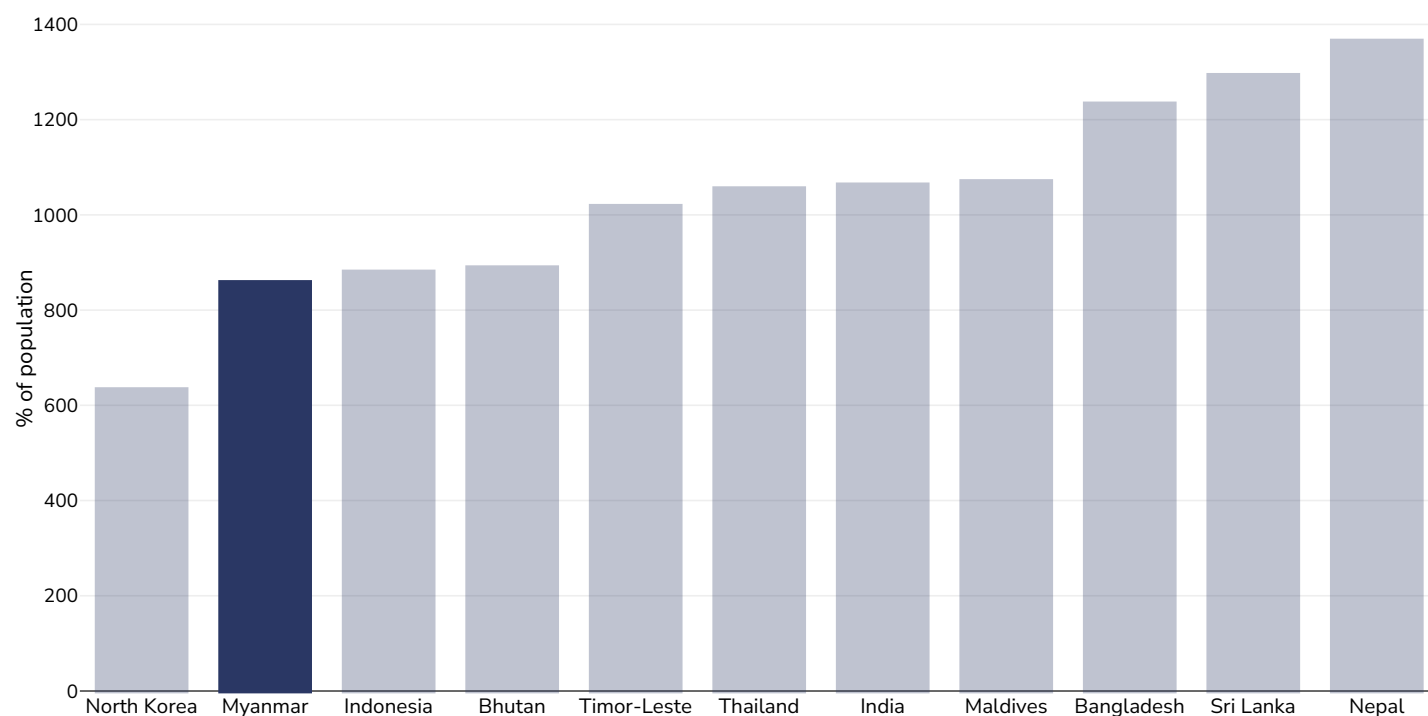
Definitions: Number living with depression per 100,000 population (adults 20+ years)

Women, 2021



Age:	20+
Area covered:	National
References:	Institute for Health Metrics and Evaluation (IHME). GBD Compare Data Visualization. Global Burden of Disease (GBD) Study 2021. Seattle, WA: IHME, University of Washington, 2023. Available from http://vizhub.healthdata.org/gbd-compare . (Last accessed 23.04.25)
Definitions:	Number living with depression per 100,000 population (adults 20+ years)

Children, 2021



Area covered:

National

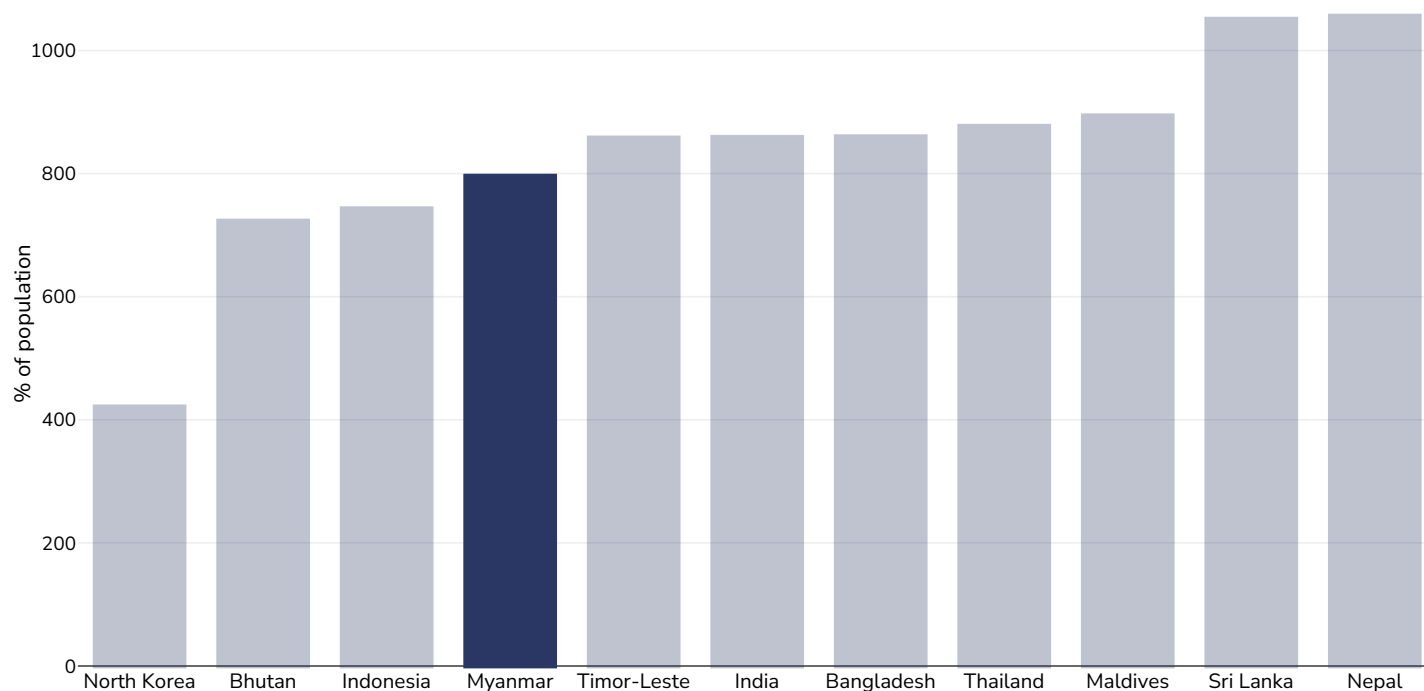
References:

Institute for Health Metrics and Evaluation (IHME). GBD Compare Data Visualization. Global Burden of Disease (GBD) Study 2021. Seattle, WA: IHME, University of Washington, 2023. Available from <http://vizhub.healthdata.org/gbd-compare>. (Last accessed 23.04.25)

Definitions:

Number living with depressive disorder per 100,000 population (Under 20 years of age)

Boys, 2021



Area covered:

National

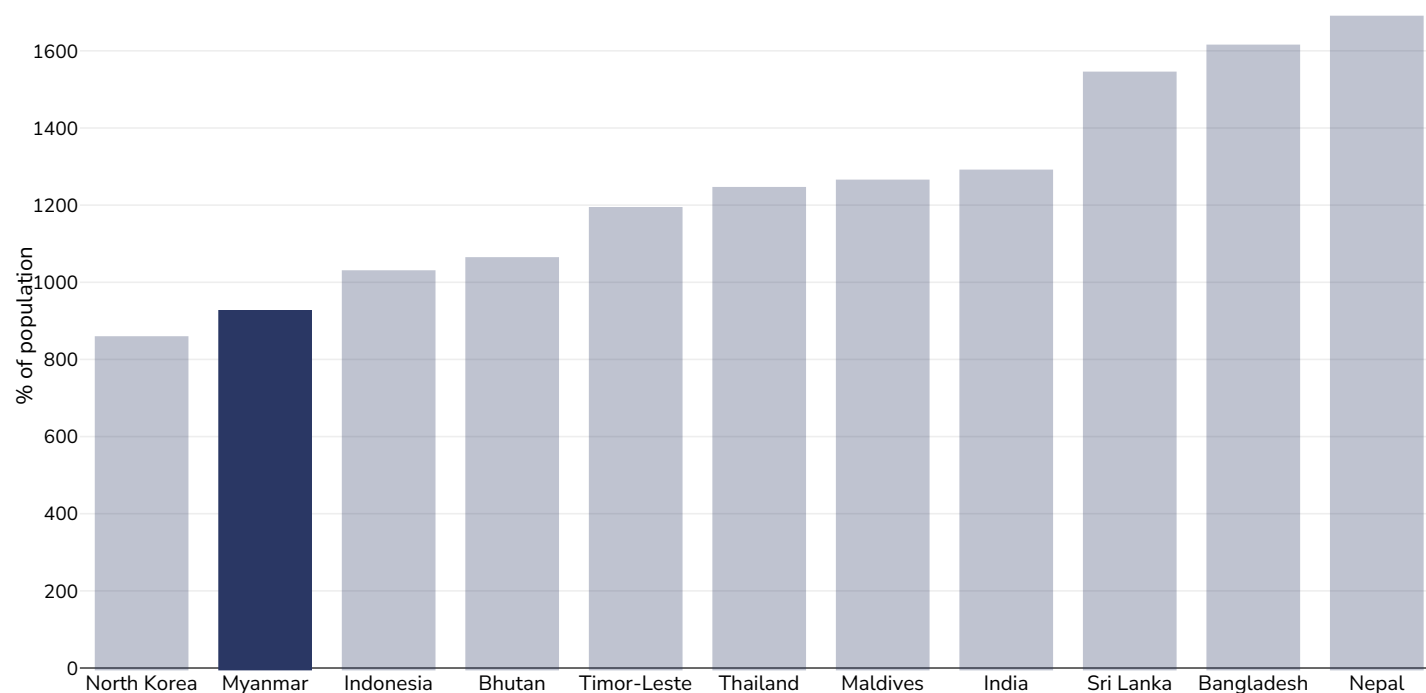
References:

Institute for Health Metrics and Evaluation (IHME). GBD Compare Data Visualization. Global Burden of Disease (GBD) Study 2021. Seattle, WA: IHME, University of Washington, 2023. Available from <http://vizhub.healthdata.org/gbd-compare>. (Last accessed 23.04.25)

Definitions:

Number living with depressive disorder per 100,000 population (Under 20 years of age)

Girls, 2021



Area covered:

National

References:


Institute for Health Metrics and Evaluation (IHME). GBD Compare Data Visualization. Global Burden of Disease (GBD) Study 2021. Seattle, WA: IHME, University of Washington, 2023. Available from <http://vizhub.healthdata.org/gbd-compare>. (Last accessed 23.04.25)

Definitions:

Number living with depressive disorder per 100,000 population (Under 20 years of age)

Mental health - anxiety disorders

Adults, 2021




Age: 20+

References: Institute for Health Metrics and Evaluation (IHME). GBD Compare Data Visualization. Global Burden of Disease (GBD) Study 2021. Seattle, WA: IHME, University of Washington, 2023. Available from <http://vizhub.healthdata.org/gbd-compare>. (Last accessed 23.04.25).

Definitions: Number living with anxiety per 100,000 population

Men, 2021




Age: 20+

References: Institute for Health Metrics and Evaluation (IHME). GBD Compare Data Visualization. Global Burden of Disease (GBD) Study 2021. Seattle, WA: IHME, University of Washington, 2023. Available from <http://vizhub.healthdata.org/gbd-compare>. (Last accessed 23.04.25).

Definitions: Number living with anxiety per 100,000 population

Women, 2021

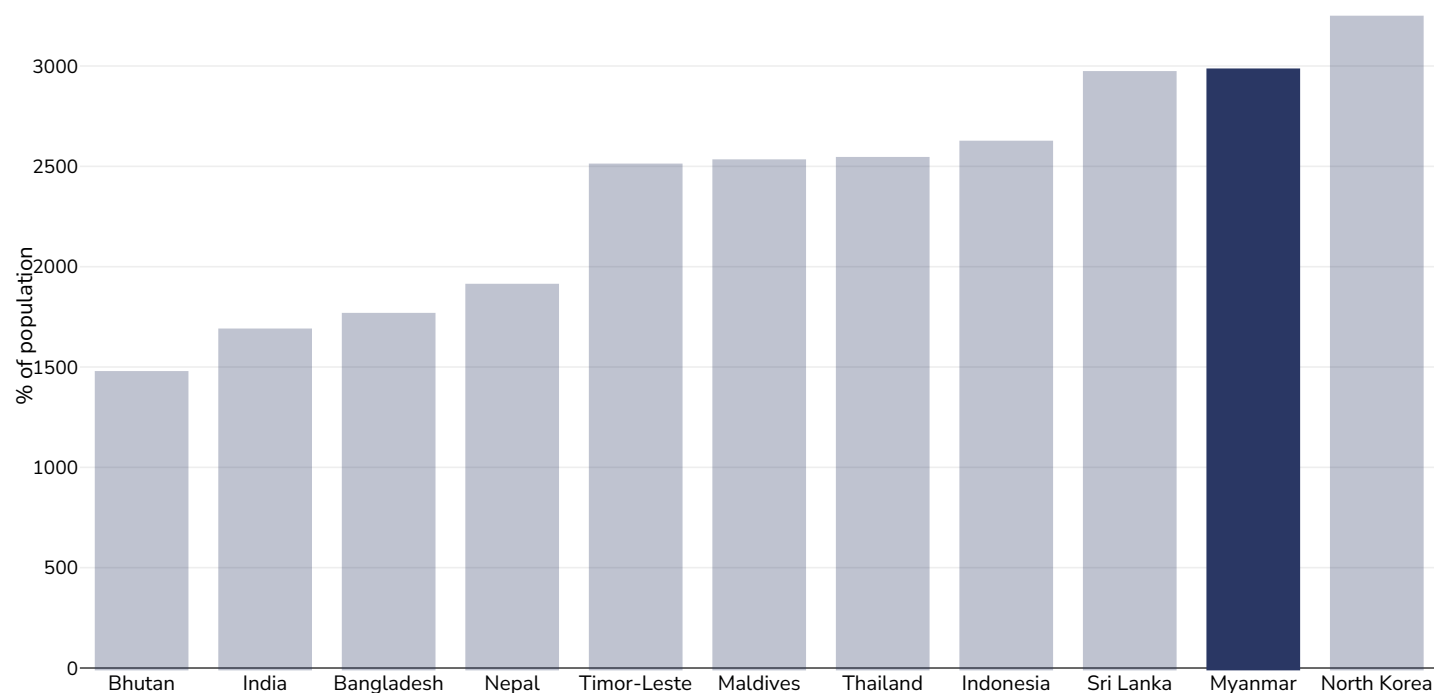


Age: 20+

References: Institute for Health Metrics and Evaluation (IHME). GBD Compare Data Visualization. Global Burden of Disease (GBD) Study 2021. Seattle, WA: IHME, University of Washington, 2023. Available from <http://vizhub.healthdata.org/gbd-compare>. (Last accessed 23.04.25).

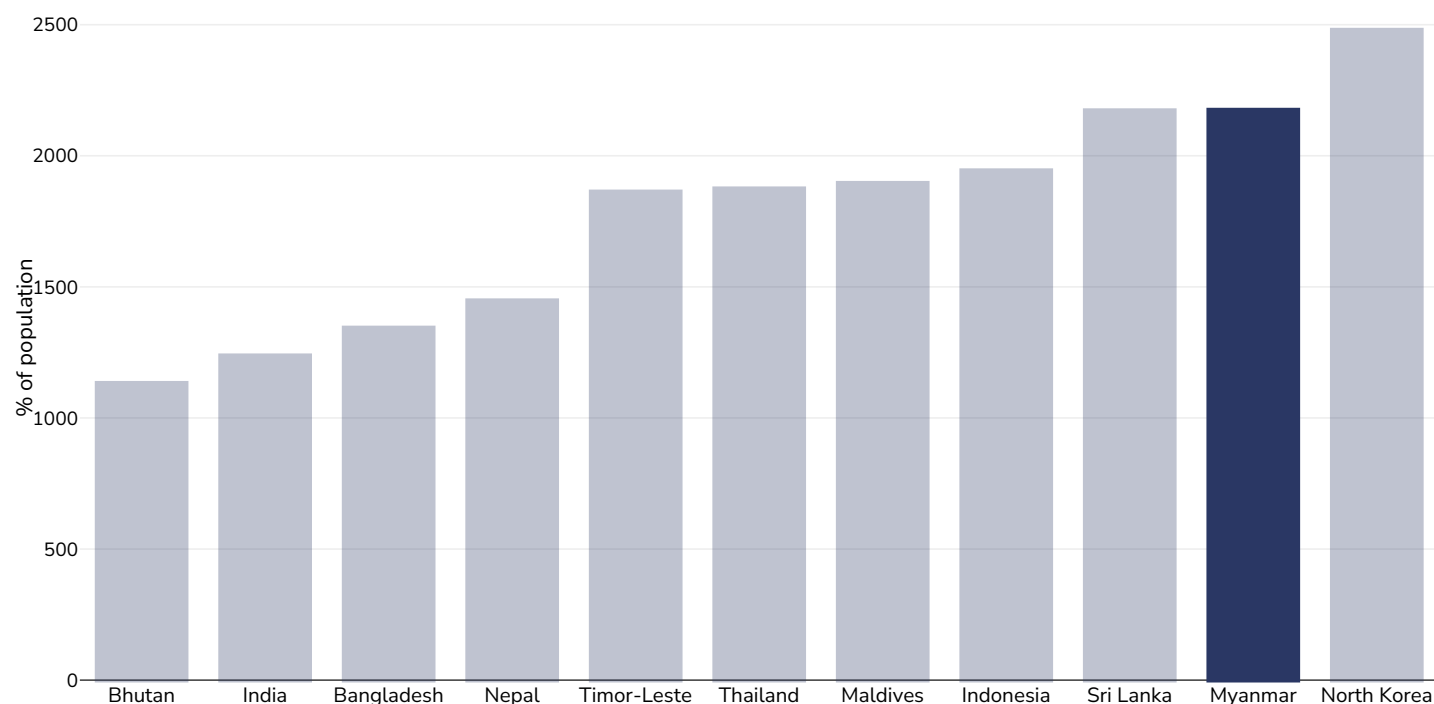
Definitions: Number living with anxiety per 100,000 population

Children, 2021



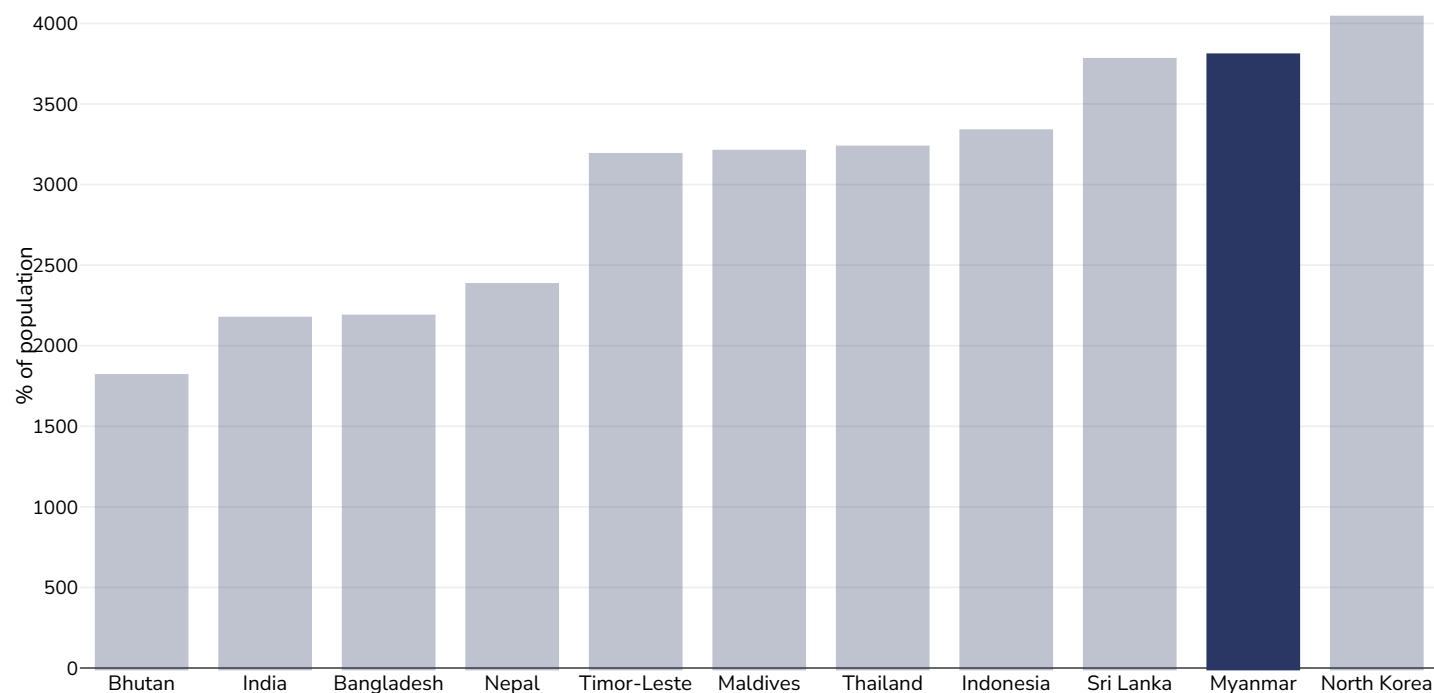
References: Institute for Health Metrics and Evaluation (IHME). GBD Compare Data Visualization. Global Burden of Disease (GBD) Study 2021. Seattle, WA: IHME, University of Washington, 2023. Available from <http://vizhub.healthdata.org/gbd-compare>. (Last accessed 23.04.25)

Boys, 2021



References: Institute for Health Metrics and Evaluation (IHME). GBD Compare Data Visualization. Global Burden of Disease (GBD) Study 2021. Seattle, WA: IHME, University of Washington, 2023. Available from <http://vizhub.healthdata.org/gbd-compare>. (Last accessed 23.04.25)

Girls, 2021

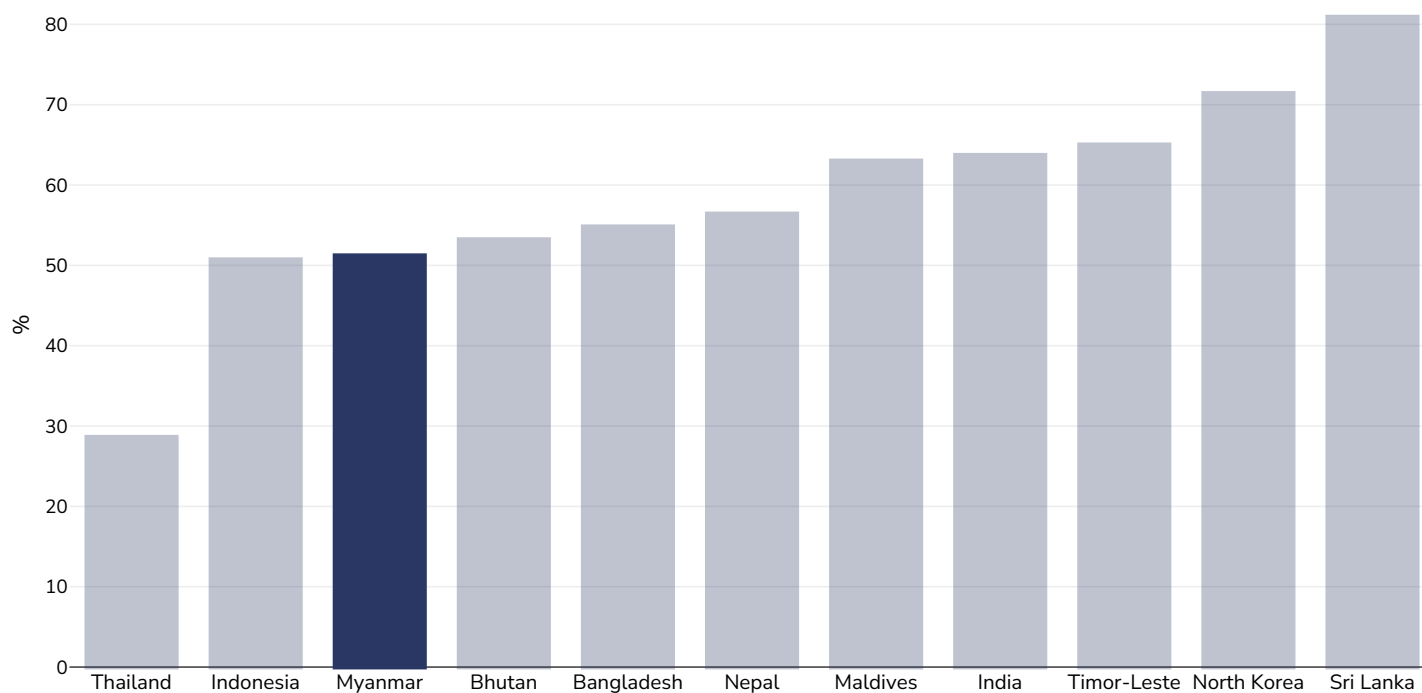


References:

Institute for Health Metrics and Evaluation (IHME). GBD Compare Data Visualization. Global Burden of Disease (GBD) Study 2021. Seattle, WA: IHME, University of Washington, 2023. Available from <http://vizhub.healthdata.org/gbd-compare>. (Last accessed 23.04.25)

% Infants exclusively breastfed 0-5 months

0-5 years, 2015-2022



References:

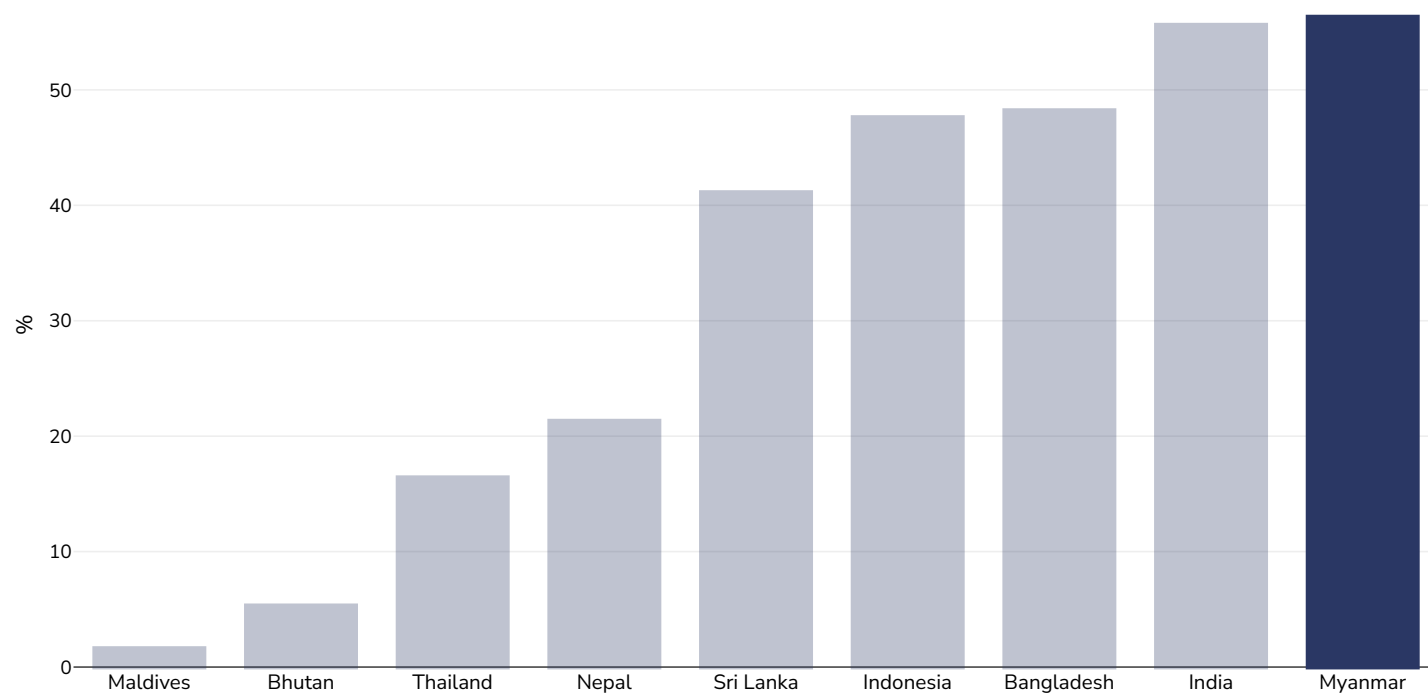
Myanmar Demographic and Health Survey 2015-16: Final Report. 2016

Notes:

Full details are available. Original citation United Nations Children's Fund, Division of Data, Analysis, Planning and Monitoring (2023).
Global UNICEF Global Databases: Infant and Young Child Feeding: Exclusive breastfeeding, New York, October 2023.

Percent of population who cannot afford a healthy diet

Adults, 2022



Area covered:


National

References:

The Food Systems Dashboard. The Global Alliance for Improved Nutrition (GAIN), The Columbia Climate School, and Cornell University College of Agriculture and Life Sciences. 2024. Geneva, Switzerland. <https://www.foodsystemsdashboard.org>. DOI: <https://doi.org/10.36072/db>.


Oesophageal cancer

Men, 2022



Age:	20+
Area covered:	National
References:	Ferlay J, Ervik M, Lam F, Laversanne M, Colombet M, Mery L, Piñeros M, Znaor A, Soerjomataram I, Bray F (2024).Global Cancer Observatory: Cancer Today. Lyon, France: International Agency for Research on Cancer. Available from: https://gco.iarc.who.int/today , accessed [16.07.24]
Definitions:	Indicence per 100,000

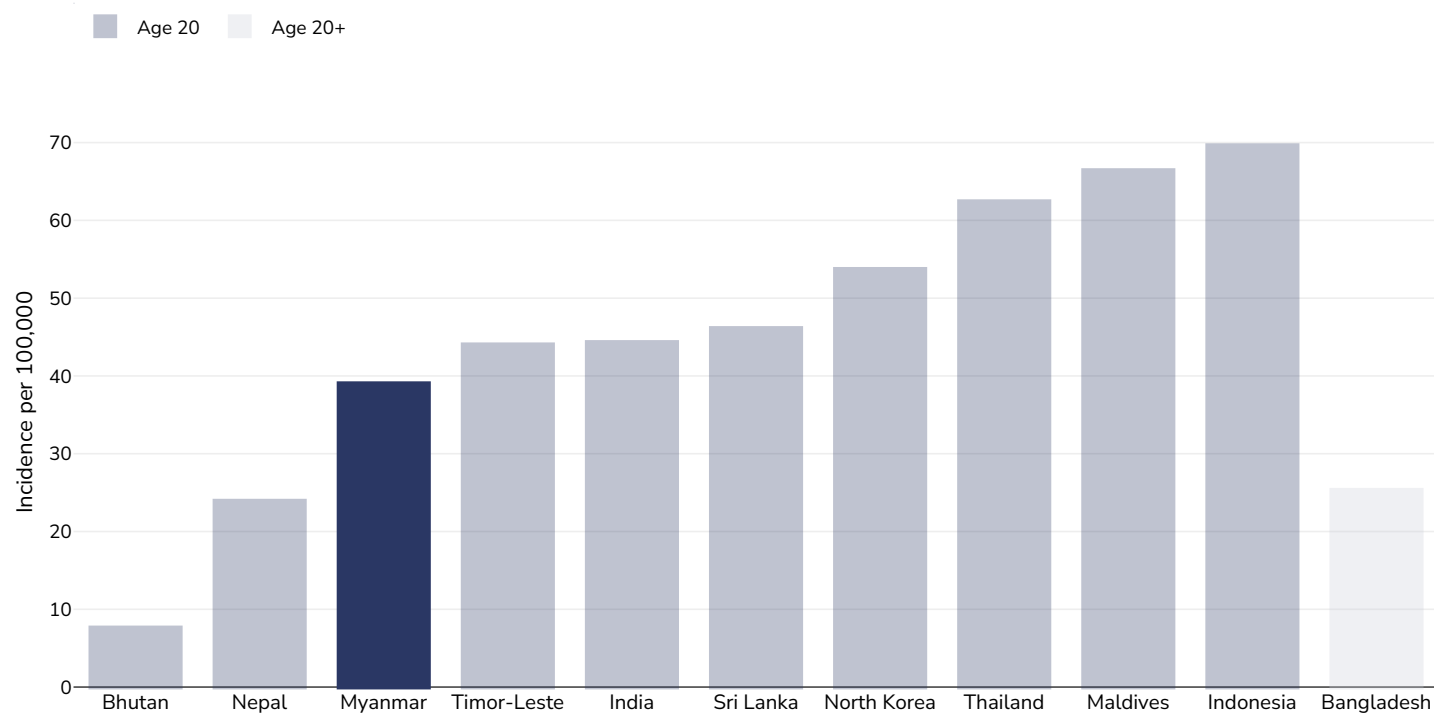
Women, 2022



Age:	20+
Area covered:	National
References:	Ferlay J, Ervik M, Lam F, Laversanne M, Colombet M, Mery L, Piñeros M, Znaor A, Soerjomataram I, Bray F (2024).Global Cancer Observatory: Cancer Today. Lyon, France: International Agency for Research on Cancer. Available from: https://gco.iarc.who.int/today , accessed [16.07.24]
Definitions:	Indicence per 100,000

Breast cancer

Women, 2022



Area covered:

National

References:


Ferlay J, Ervik M, Lam F, Laversanne M, Colombet M, Mery L, Piñeros M, Znaor A, Soerjomataram I, Bray F (2024). Global Cancer Observatory: Cancer Today. Lyon, France: International Agency for Research on Cancer. Available from: <https://gco.iarc.who.int/today>, accessed [16.07.24]

Definitions:

Incidence per 100,000


Colorectal cancer

Men, 2022



Age:	20+
Area covered:	National
References:	Ferlay J, Ervik M, Lam F, Laversanne M, Colombet M, Mery L, Piñeros M, Znaor A, Soerjomataram I, Bray F (2024).Global Cancer Observatory: Cancer Today. Lyon, France: International Agency for Research on Cancer. Available from: https://gco.iarc.who.int/today , accessed [16.07.24]
Definitions:	Incidence per 100,000


Women, 2022



Age:	20+
Area covered:	National
References:	Ferlay J, Ervik M, Lam F, Laversanne M, Colombet M, Mery L, Piñeros M, Znaor A, Soerjomataram I, Bray F (2024).Global Cancer Observatory: Cancer Today. Lyon, France: International Agency for Research on Cancer. Available from: https://gco.iarc.who.int/today , accessed [16.07.24]
Definitions:	Incidence per 100,000


Pancreatic cancer

Men, 2022



Age:	20+
Area covered:	National
References:	Ferlay J, Ervik M, Lam F, Laversanne M, Colombet M, Mery L, Piñeros M, Znaor A, Soerjomataram I, Bray F (2024).Global Cancer Observatory: Cancer Today. Lyon, France: International Agency for Research on Cancer. Available from: https://gco.iarc.who.int/today , accessed [16.07.24]
Definitions:	Incidence per 100,000


Women, 2022



Age:	20+
Area covered:	National
References:	Ferlay J, Ervik M, Lam F, Laversanne M, Colombet M, Mery L, Piñeros M, Znaor A, Soerjomataram I, Bray F (2024).Global Cancer Observatory: Cancer Today. Lyon, France: International Agency for Research on Cancer. Available from: https://gco.iarc.who.int/today , accessed [16.07.24]
Definitions:	Incidence per 100,000


Gallbladder cancer

Men, 2022



Age:	20+
Area covered:	National
References:	Ferlay J, Ervik M, Lam F, Laversanne M, Colombet M, Mery L, Piñeros M, Znaor A, Soerjomataram I, Bray F (2024).Global Cancer Observatory: Cancer Today. Lyon, France: International Agency for Research on Cancer. Available from: https://gco.iarc.who.int/today , accessed [16.07.24]
Definitions:	Indicence per 100,000


Women, 2022



Age:	20+
Area covered:	National
References:	Ferlay J, Ervik M, Lam F, Laversanne M, Colombet M, Mery L, Piñeros M, Znaor A, Soerjomataram I, Bray F (2024).Global Cancer Observatory: Cancer Today. Lyon, France: International Agency for Research on Cancer. Available from: https://gco.iarc.who.int/today , accessed [16.07.24]
Definitions:	Indicence per 100,000


Kidney cancer

Men, 2022



Age:	20+
Area covered:	National
References:	Ferlay J, Ervik M, Lam F, Laversanne M, Colombet M, Mery L, Piñeros M, Znaor A, Soerjomataram I, Bray F (2024).Global Cancer Observatory: Cancer Today. Lyon, France: International Agency for Research on Cancer. Available from: https://gco.iarc.who.int/today , accessed [16.07.24]
Definitions:	Incidence per 100,000


Women, 2022



Age:	20+
Area covered:	National
References:	Ferlay J, Ervik M, Lam F, Laversanne M, Colombet M, Mery L, Piñeros M, Znaor A, Soerjomataram I, Bray F (2024).Global Cancer Observatory: Cancer Today. Lyon, France: International Agency for Research on Cancer. Available from: https://gco.iarc.who.int/today , accessed [16.07.24]
Definitions:	Incidence per 100,000

Cancer of the uterus

Women, 2022



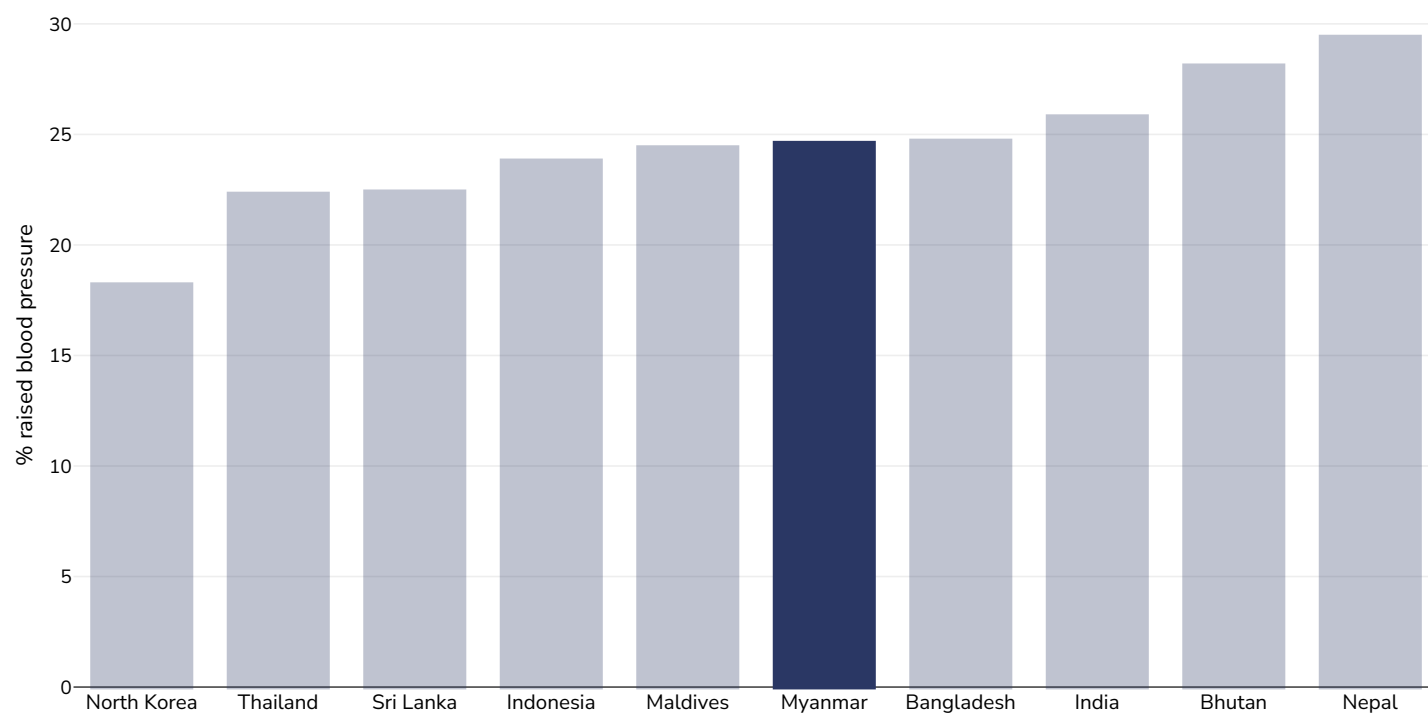
Age: 20+

References: Ferlay J, Ervik M, Lam F, Laversanne M, Colombet M, Mery L, Piñeros M, Znaor A, Soerjomataram I, Bray F (2024). Global Cancer Observatory: Cancer Today. Lyon, France: International Agency for Research on Cancer. Available from: <https://gco.iarc.who.int/today>, accessed [16.07.24]

Definitions: Incidence per 100,000

Raised blood pressure

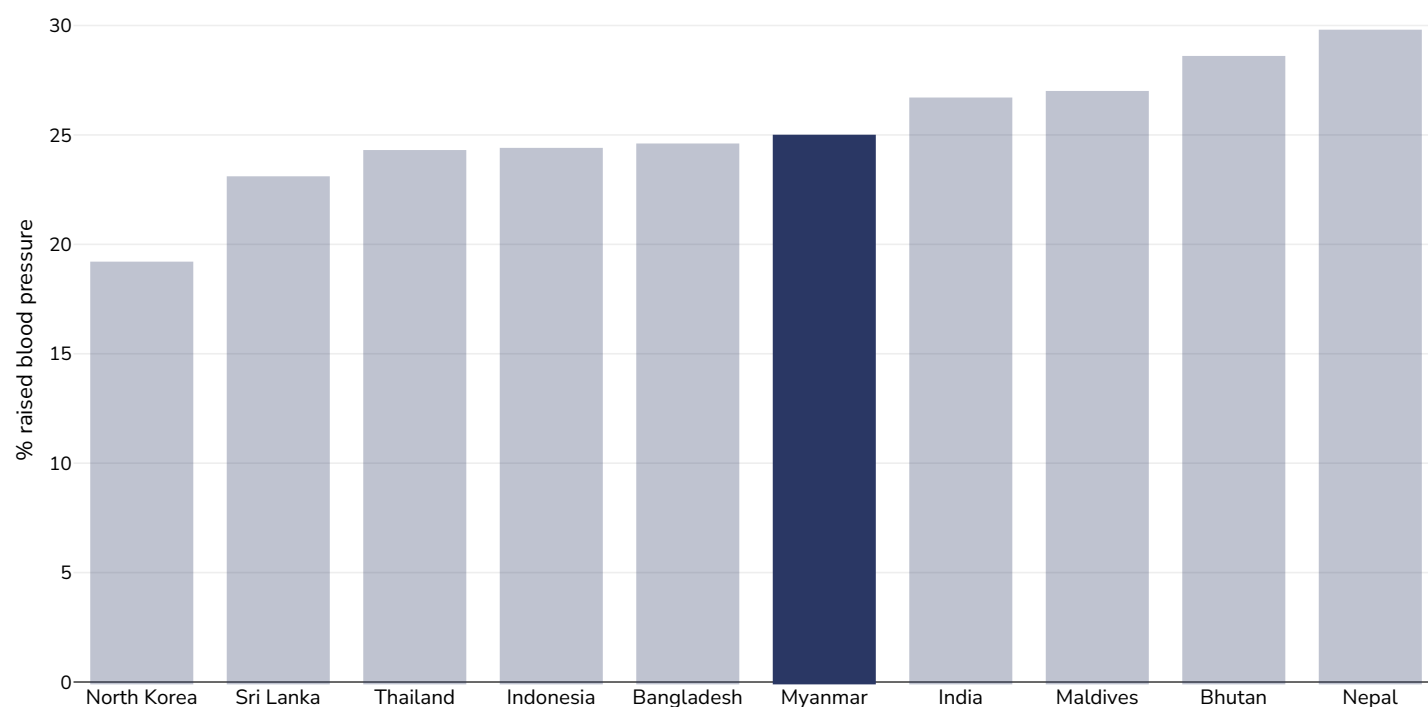
Adults, 2015



References: Global Health Observatory data repository, World Health Organisation, <http://apps.who.int/gho/data/node.main.A875?lang=en>

Definitions: Age Standardised estimated % Raised blood pressure 2015 (SBP \geq 140 OR DBP \geq 90).

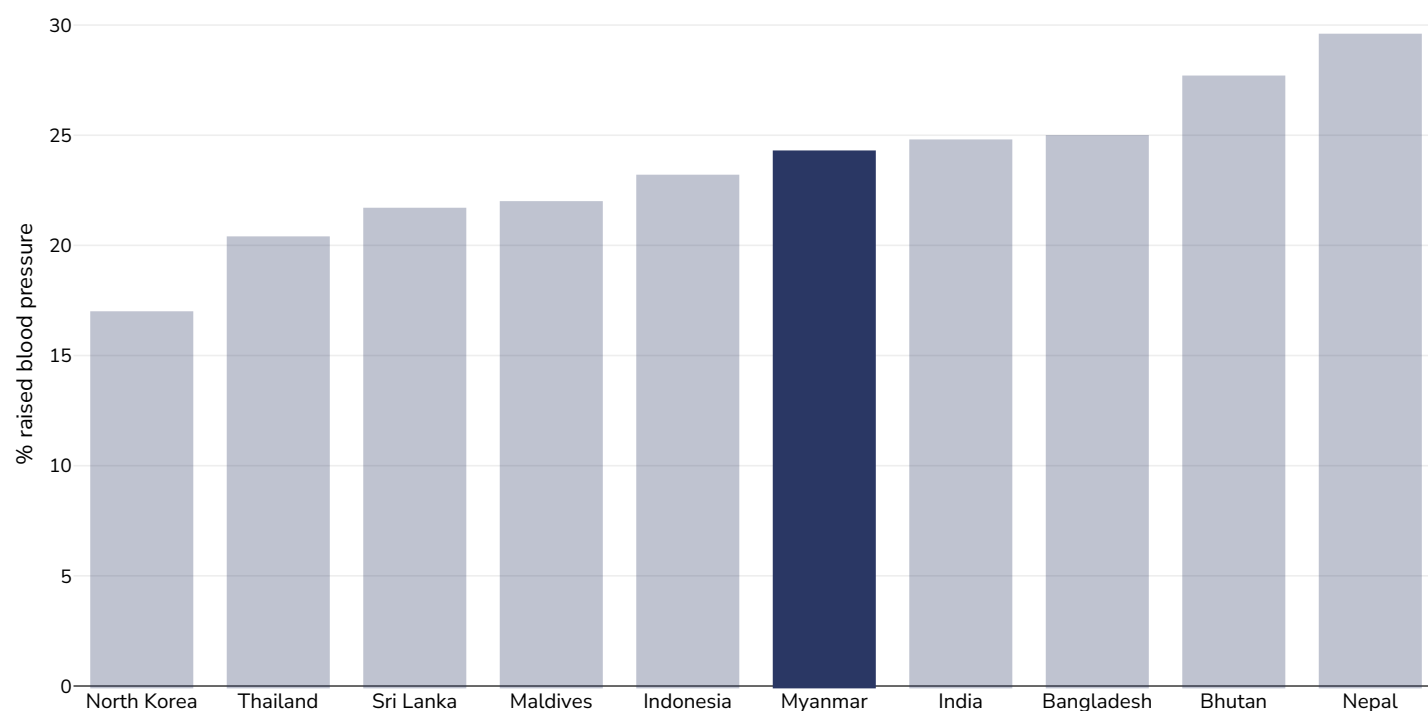
Men, 2015



References: Global Health Observatory data repository, World Health Organisation, <http://apps.who.int/gho/data/node.main.A875?lang=en>

Definitions: Age Standardised estimated % Raised blood pressure 2015 (SBP \geq 140 OR DBP \geq 90).

Women, 2015

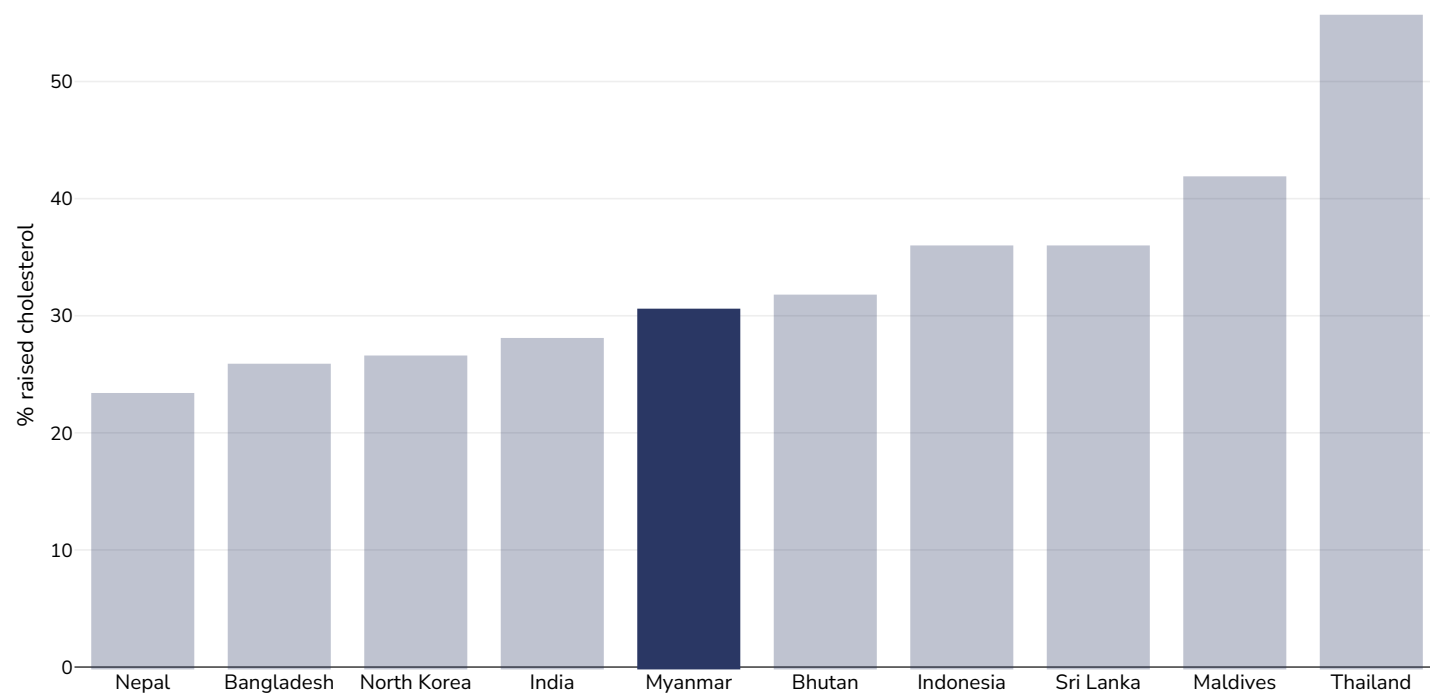


References: Global Health Observatory data repository, World Health Organisation, <http://apps.who.int/gho/data/node.main.A875?lang=en>

Definitions: Age Standardised estimated % Raised blood pressure 2015 (SBP \geq 140 OR DBP \geq 90).

Raised cholesterol

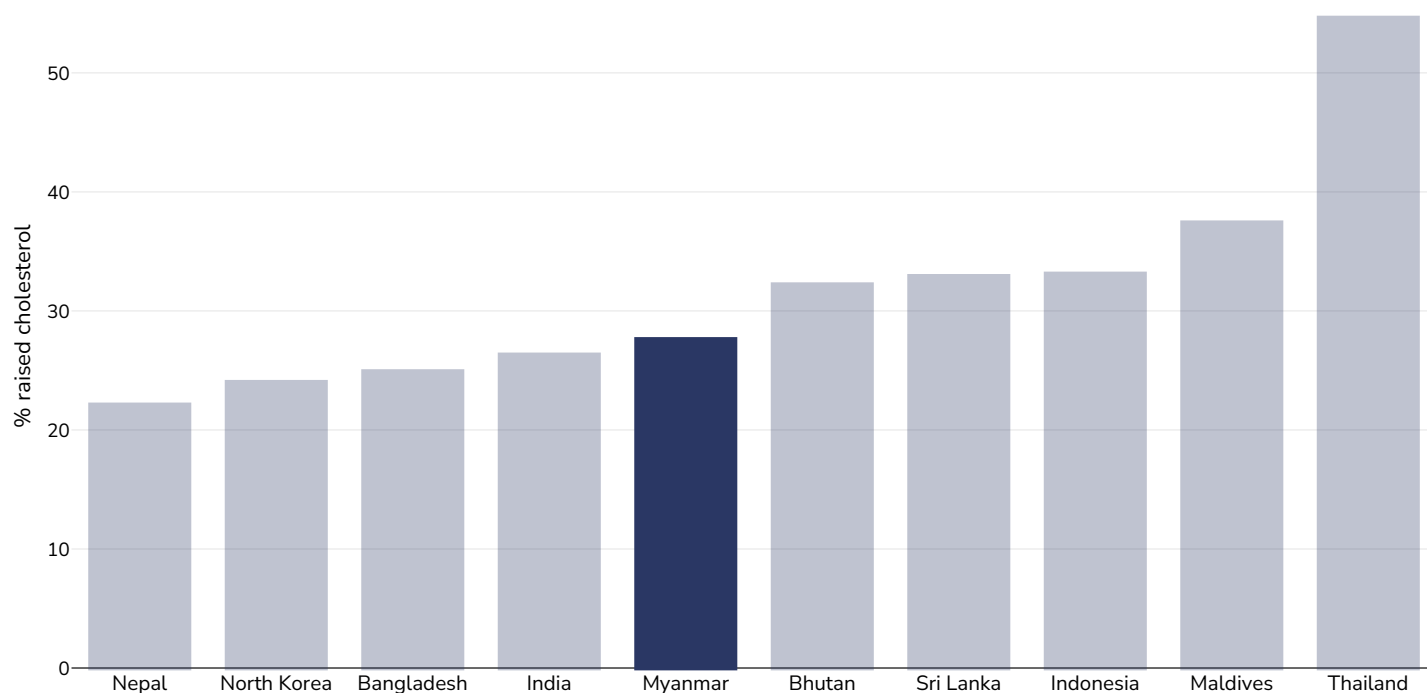
Adults, 2008



References: Global Health Observatory data repository, World Health Organisation, <http://apps.who.int/gho/data/node.main.A885>

Definitions: % Raised total cholesterol (≥ 5.0 mmol/L) (age-standardized estimate).

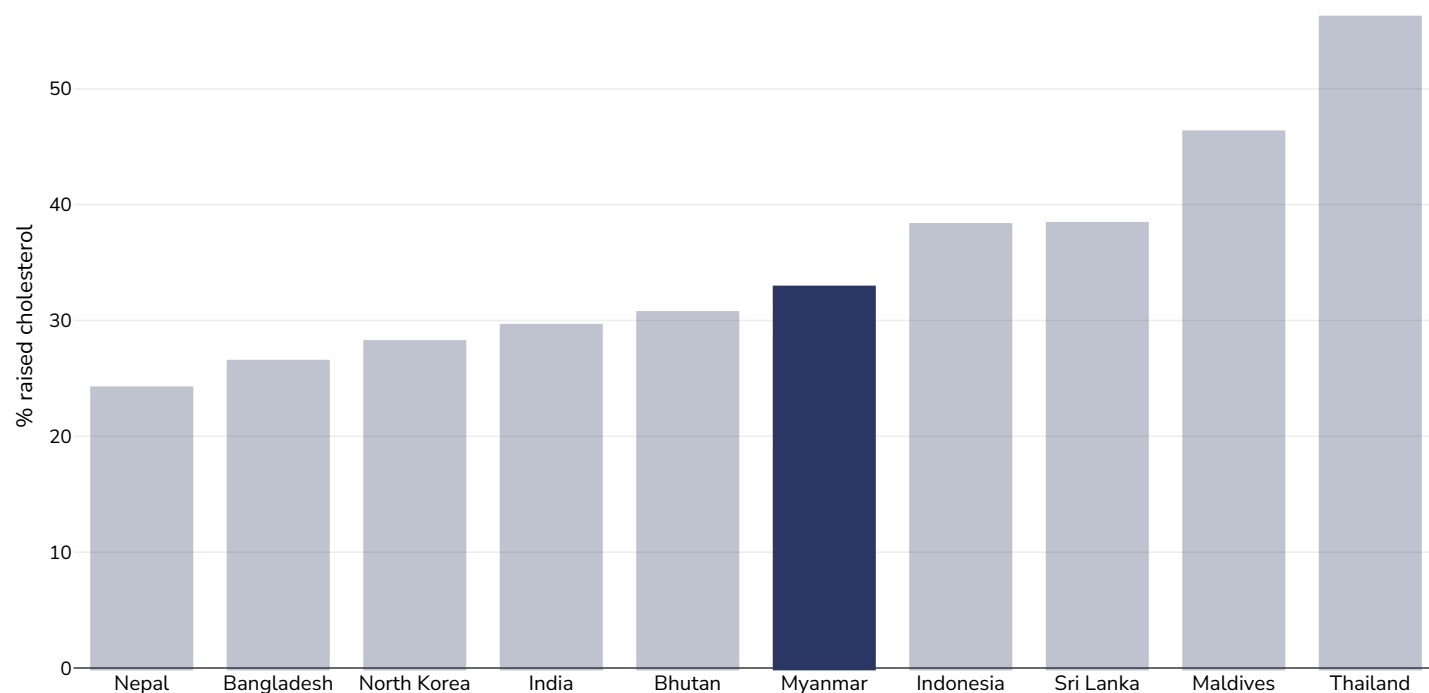
Men, 2008



References: Global Health Observatory data repository, World Health Organisation, <http://apps.who.int/gho/data/node.main.A885>

Definitions: % Raised total cholesterol (≥ 5.0 mmol/L) (age-standardized estimate).

Women, 2008

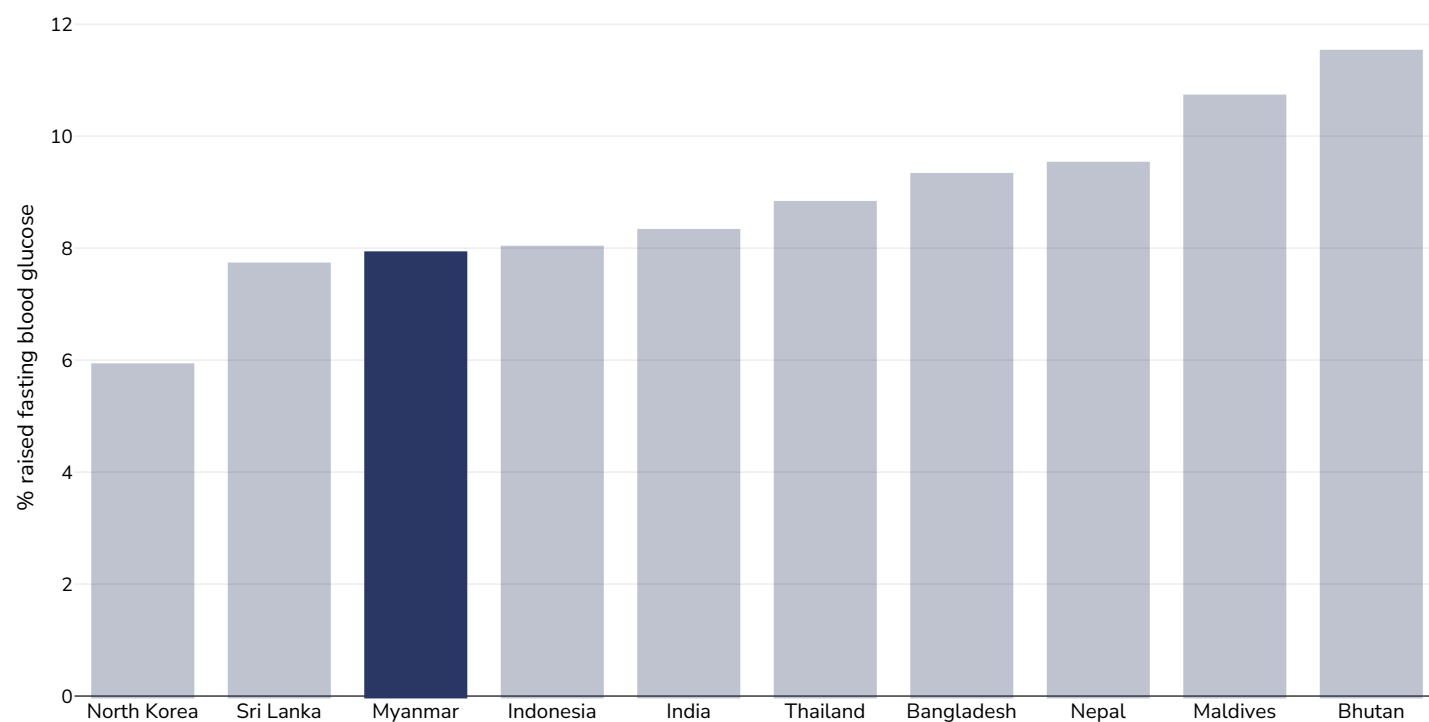


References: Global Health Observatory data repository, World Health Organisation, <http://apps.who.int/gho/data/node.main.A885>

Definitions: % Raised total cholesterol (≥ 5.0 mmol/L) (age-standardized estimate).

Raised fasting blood glucose

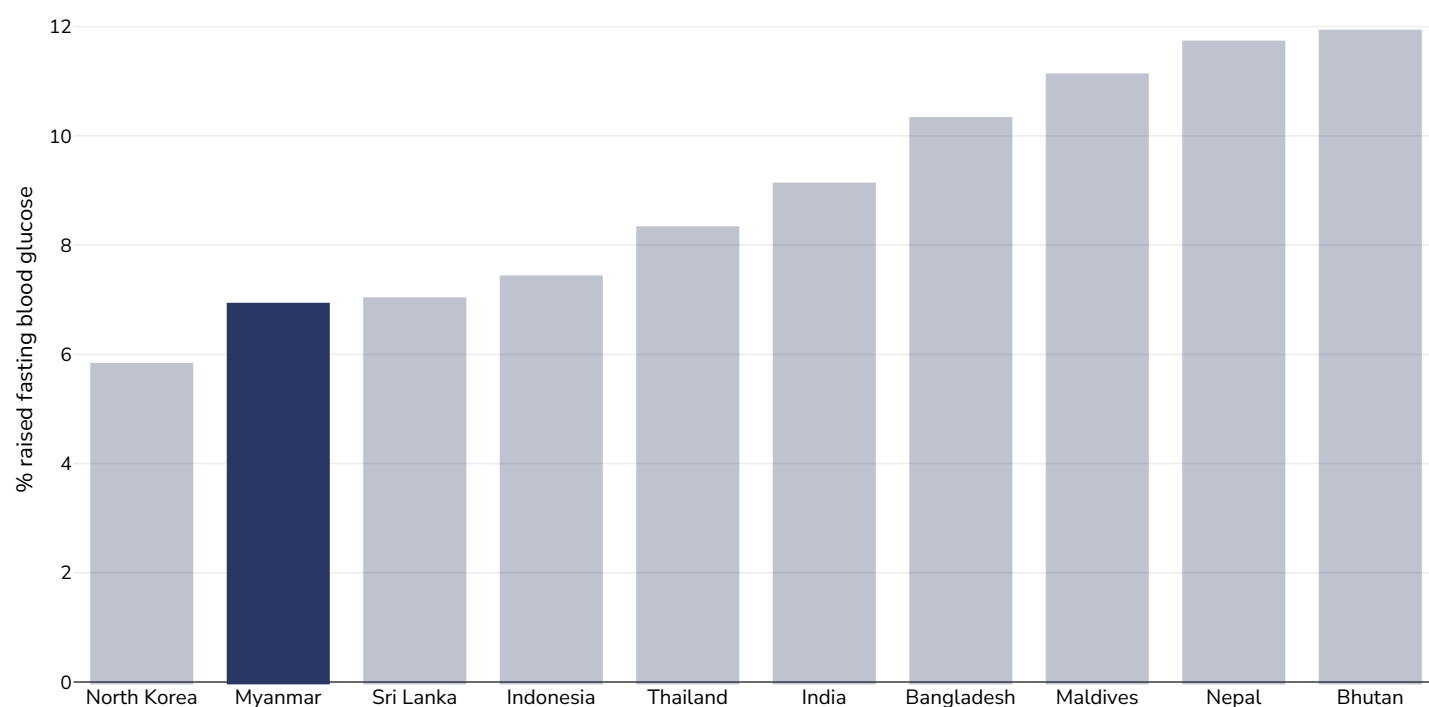
Men, 2014



References: Global Health Observatory data repository, World Health Organisation, <http://apps.who.int/gho/data/node.main.A869?lang=en>

Definitions: Age Standardised % raised fasting blood glucose (≥ 7.0 mmol/L or on medication).

Women, 2014

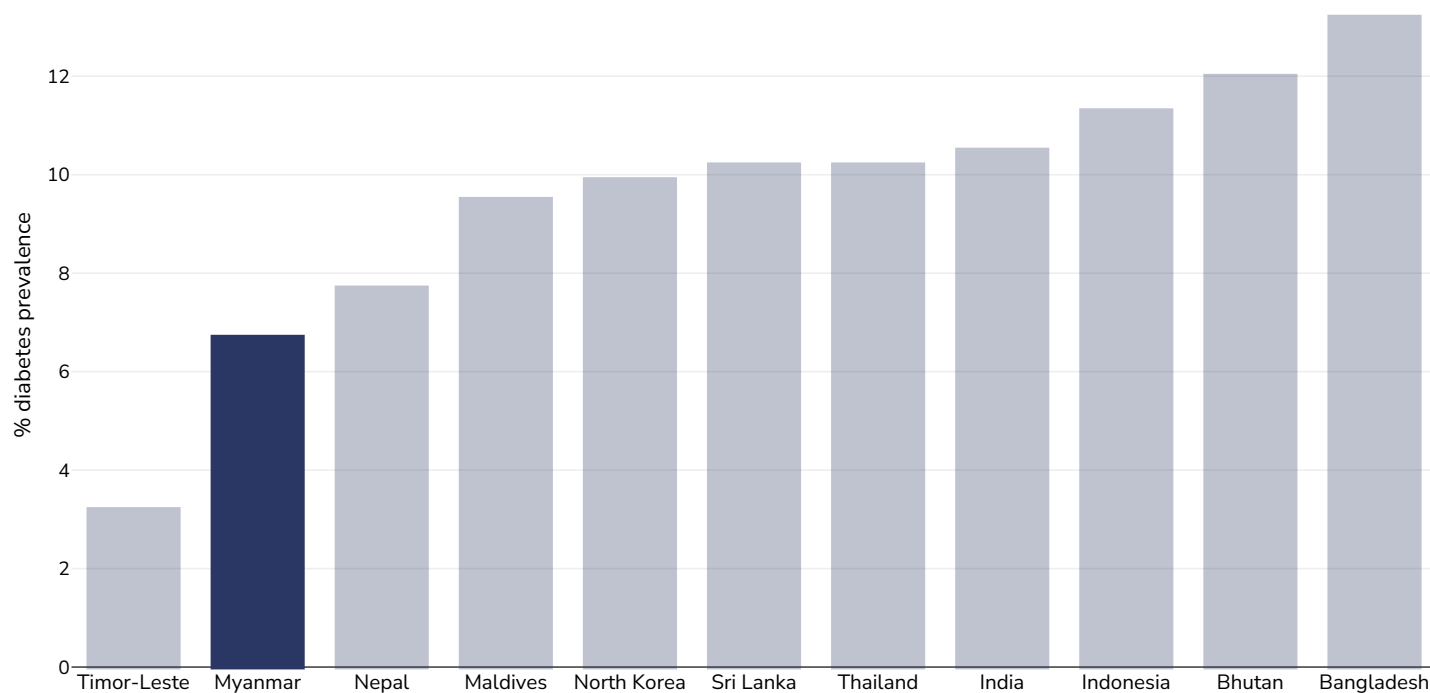


References: Global Health Observatory data repository, World Health Organisation, <http://apps.who.int/gho/data/node.main.A869?lang=en>

Definitions: Age Standardised % raised fasting blood glucose (≥ 7.0 mmol/L or on medication).

Diabetes prevalence

Adults, 2024

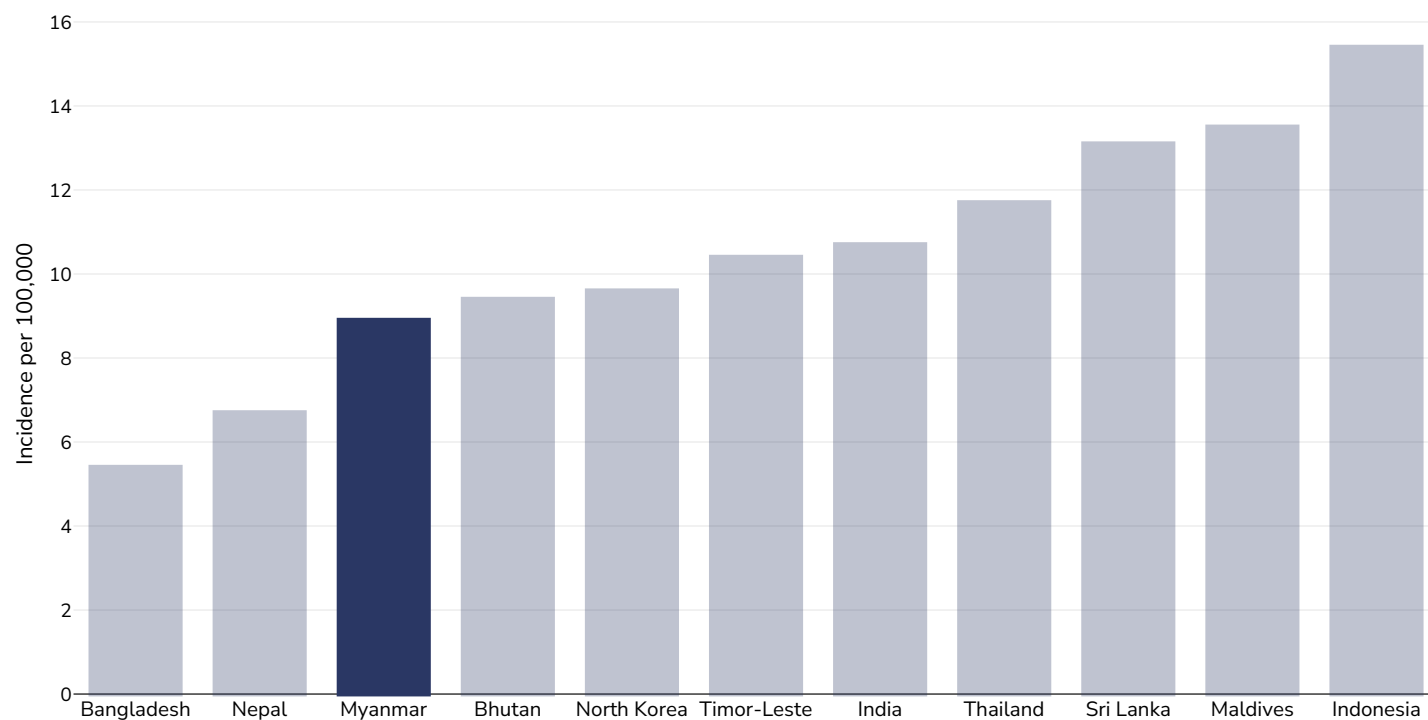


References:

Reproduced with kind permission International Diabetes Federation. IDF Diabetes Atlas, 11th edn. Brussels, Belgium:International Diabetes Federation, 2025. <http://www.diabetesatlas.org>

Ovarian Cancer

Women, 2022



Age: 20+

References: Ferlay J, Ervik M, Lam F, Laversanne M, Colombet M, Mery L, Piñeros M, Znaor A, Soerjomataram I, Bray F (2024). Global Cancer Observatory: Cancer Today. Lyon, France: International Agency for Research on Cancer. Available from: <https://gco.iarc.who.int/today>, accessed [16.07.24]

Definitions: Incidence per 100,000

Leukemia

Men, 2022



Age: 20+

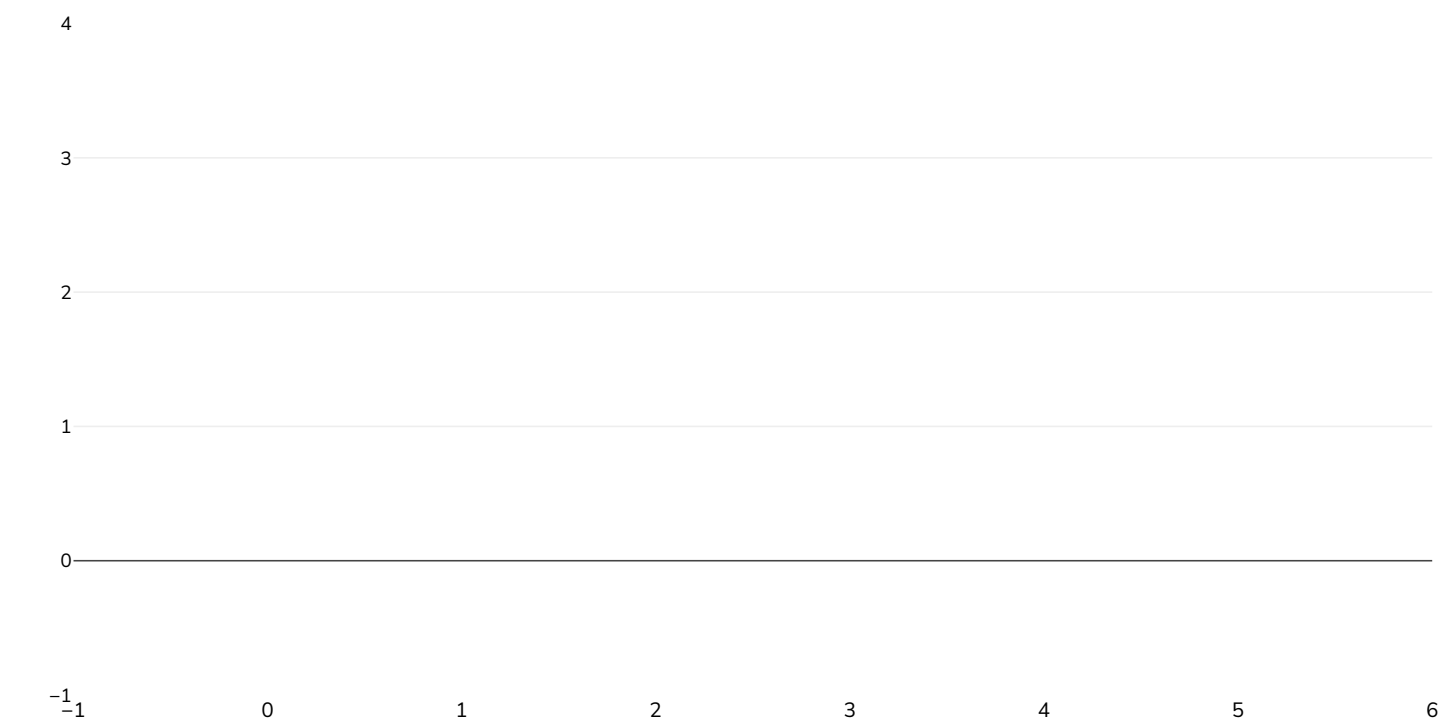
Area covered: National

References: Ferlay J, Ervik M, Lam F, Laversanne M, Colombet M, Mery L, Piñeros M, Znaor A, Soerjomataram I, Bray F (2024).Global Cancer Observatory: Cancer Today. Lyon, France: International Agency for Research on Cancer. Available from: <https://gco.iarc.who.int/today>, accessed [16.07.24]

Definitions: Incidence per 100,000

Unless otherwise noted, overweight refers to a BMI between 25kg and 29.9kg/m², obesity refers to a BMI greater than 30kg/m².

Women, 2022



Age: 20+

Area covered: National

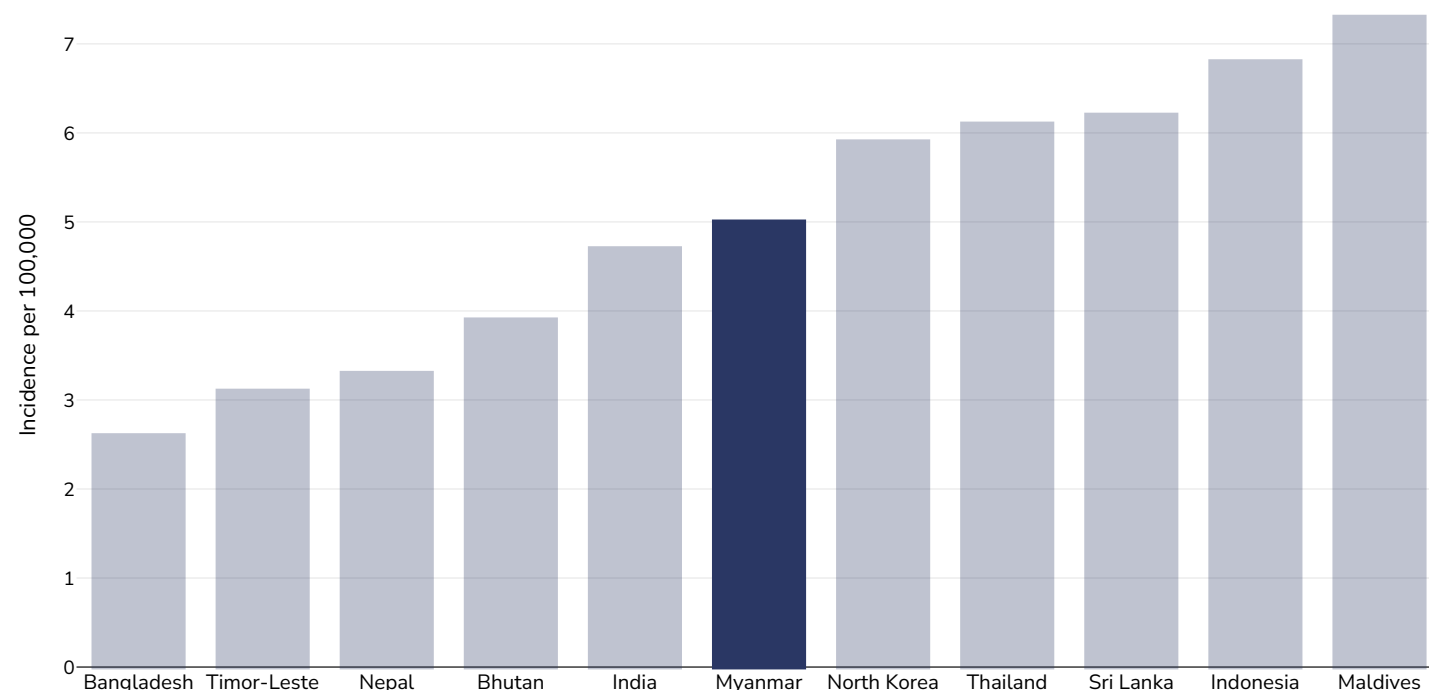
References: Ferlay J, Ervik M, Lam F, Laversanne M, Colombet M, Mery L, Piñeros M, Znaor A, Soerjomataram I, Bray F (2024). Global Cancer Observatory: Cancer Today. Lyon, France: International Agency for Research on Cancer. Available from: <https://gco.iarc.who.int/today>, accessed [16.07.24]

Definitions: Incidence per 100,000

Unless otherwise noted, overweight refers to a BMI between 25kg and 29.9kg/m², obesity refers to a BMI greater than 30kg/m².

Leukemia

Men, 2022



Age: 20+

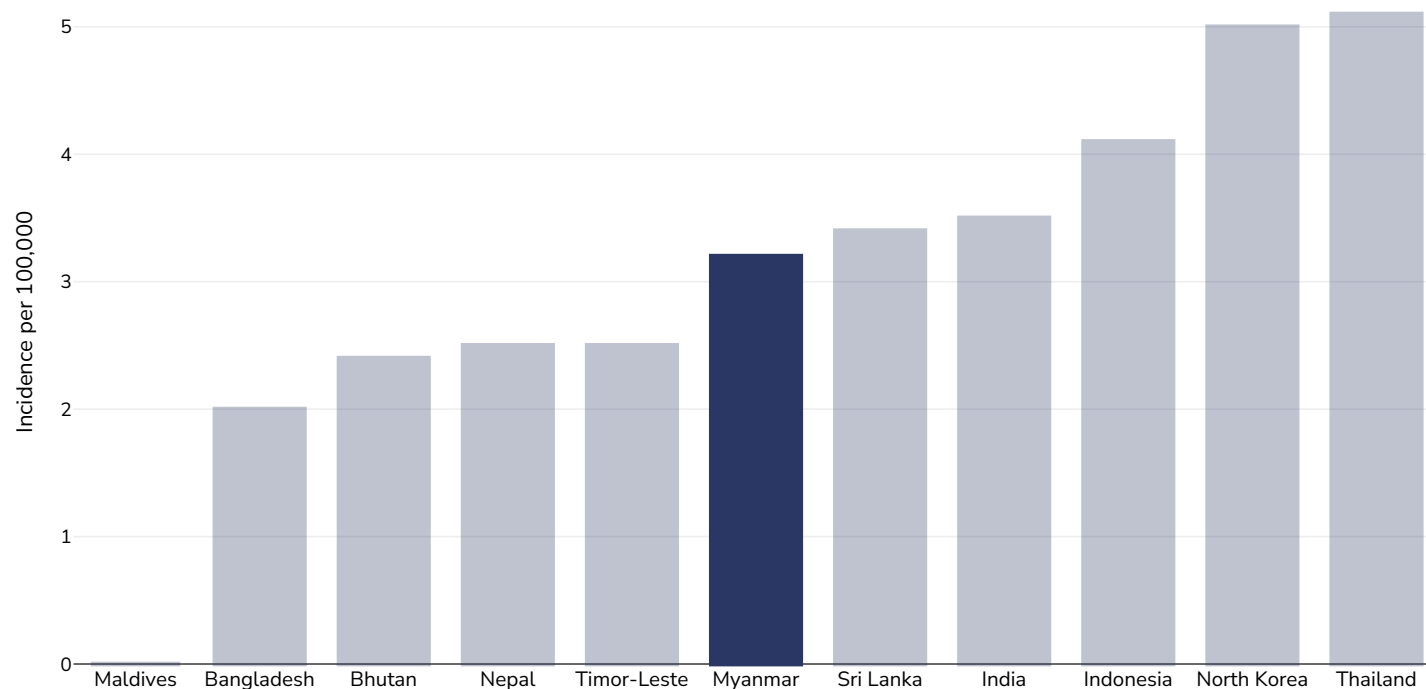
Area covered: National

References: Ferlay J, Ervik M, Lam F, Laversanne M, Colombet M, Mery L, Piñeros M, Znaor A, Soerjomataram I, Bray F (2024). Global Cancer Observatory: Cancer Today. Lyon, France: International Agency for Research on Cancer. Available from: <https://gco.iarc.who.int/today>, accessed [16.07.24]

Definitions: Incidence per 100,000

Unless otherwise noted, overweight refers to a BMI between 25kg and 29.9kg/m², obesity refers to a BMI greater than 30kg/m².

Women, 2022



Age: 20+

Area covered: National

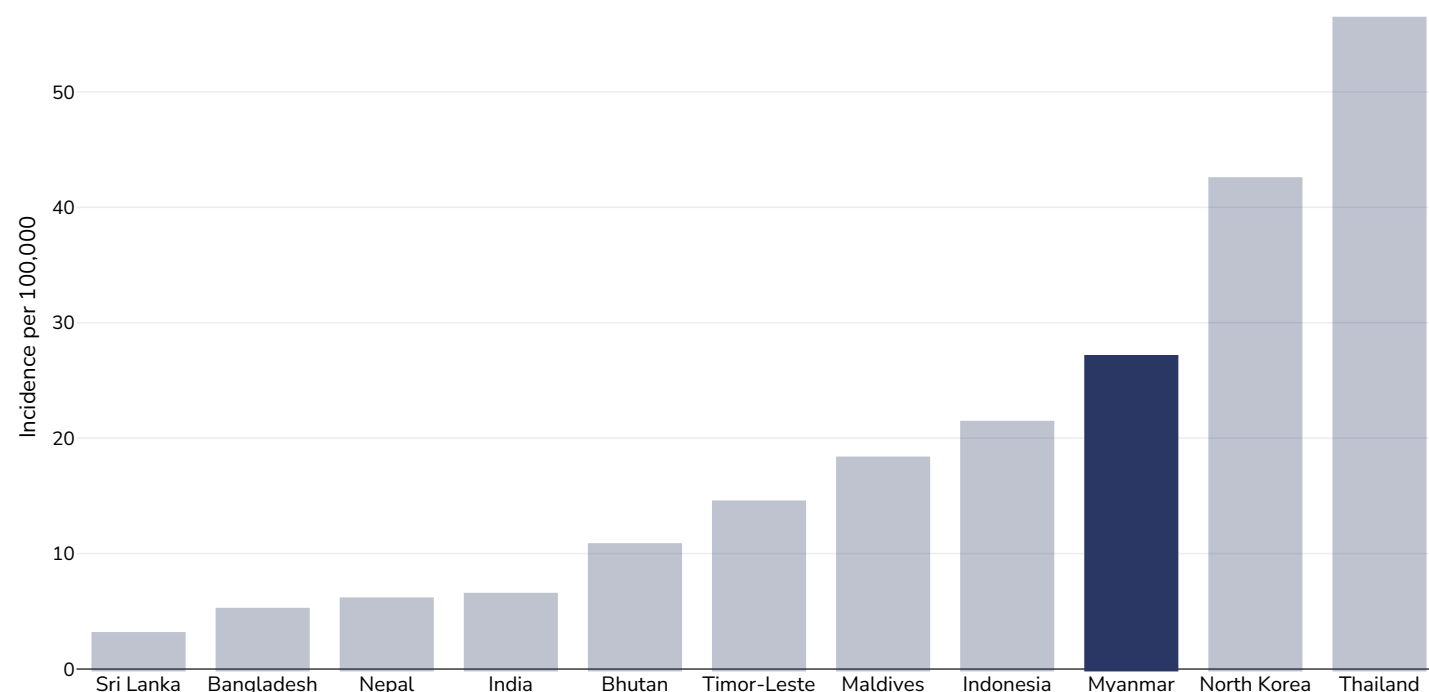
References: Ferlay J, Ervik M, Lam F, Laversanne M, Colombet M, Mery L, Piñeros M, Znaor A, Soerjomataram I, Bray F (2024). Global Cancer Observatory: Cancer Today. Lyon, France: International Agency for Research on Cancer. Available from: <https://gco.iarc.who.int/today>, accessed [16.07.24]

Definitions: Incidence per 100,000

Unless otherwise noted, overweight refers to a BMI between 25kg and 29.9kg/m², obesity refers to a BMI greater than 30kg/m².

Liver and intrahepatic bile duct Cancer

Men, 2022



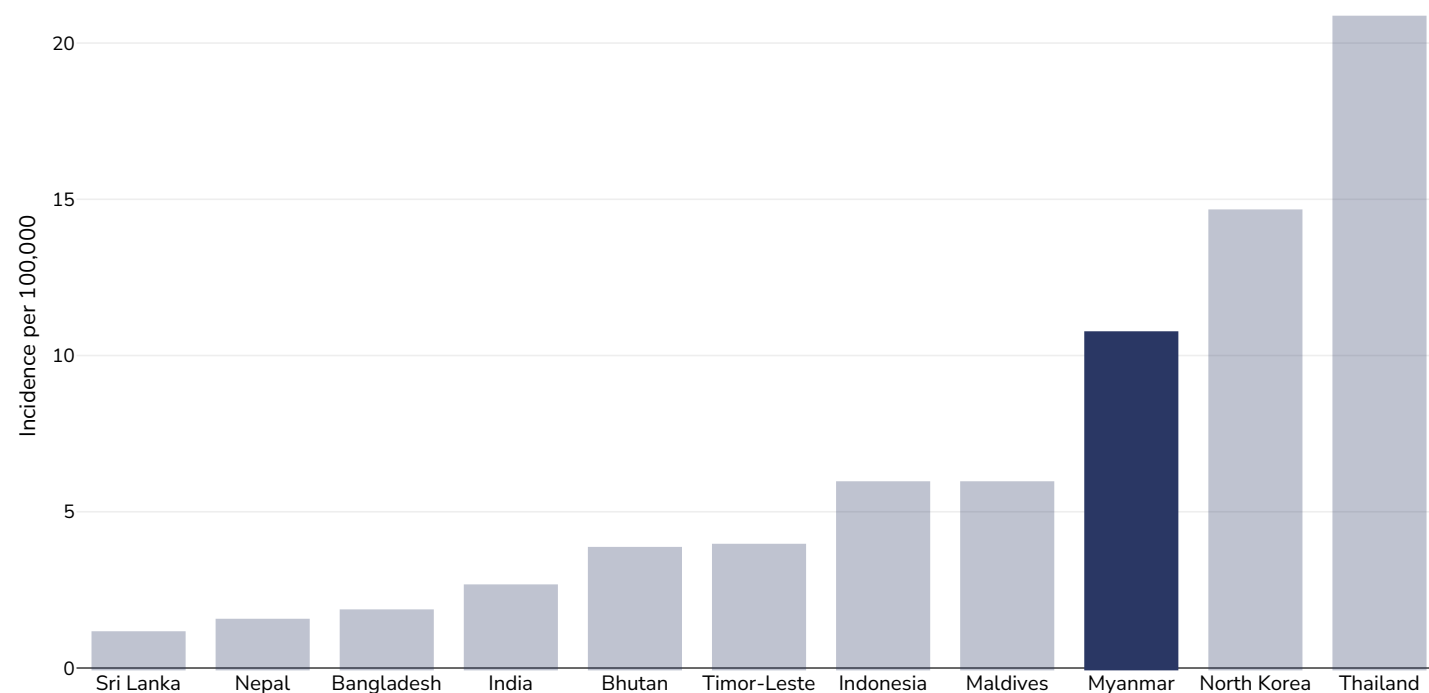
Age: 20+

Area covered: National

References: Ferlay J, Ervik M, Lam F, Laversanne M, Colombet M, Mery L, Piñeros M, Znaor A, Soerjomataram I, Bray F (2024). Global Cancer Observatory: Cancer Today. Lyon, France: International Agency for Research on Cancer. Available from: <https://gco.iarc.who.int/today>, accessed [16.07.24]

Definitions: Incidence per 100,000

Women, 2022



Age: 20+

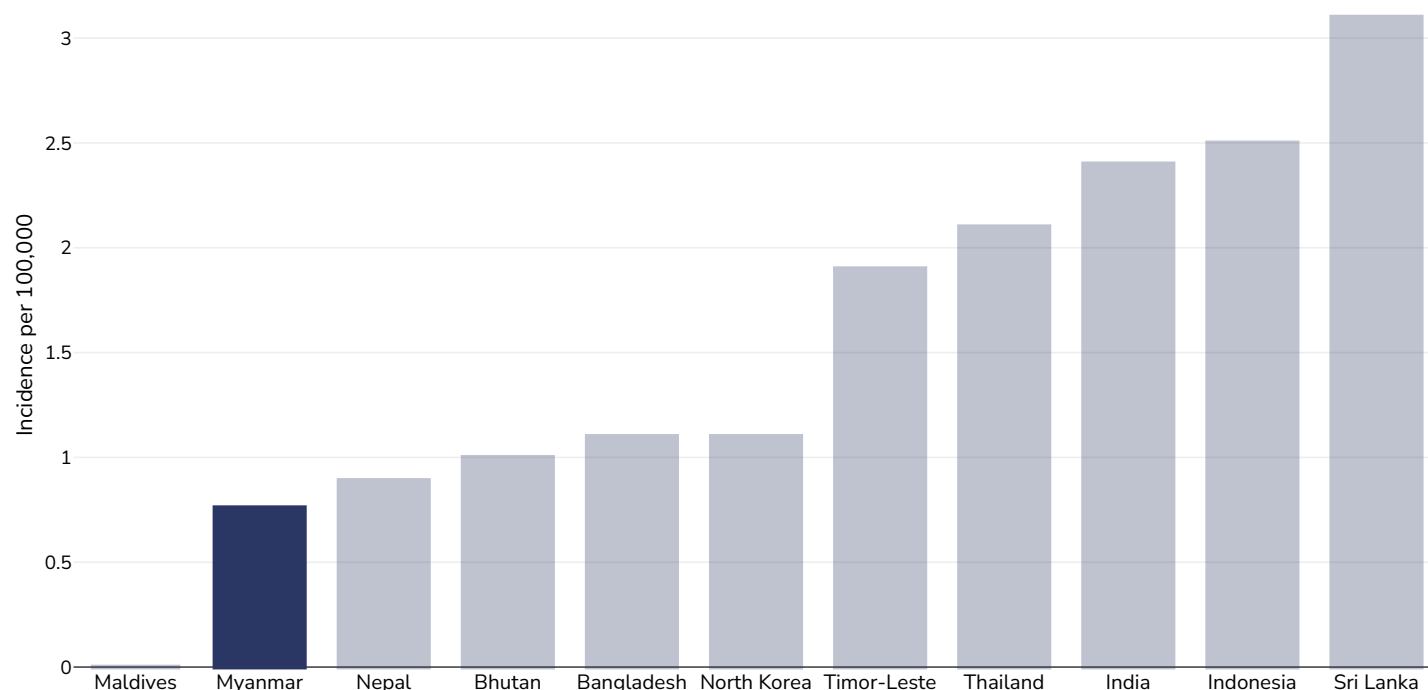
Area covered: National

References: Ferlay J, Ervik M, Lam F, Laversanne M, Colombet M, Mery L, Piñeros M, Znaor A, Soerjomataram I, Bray F (2024). Global Cancer Observatory: Cancer Today. Lyon, France: International Agency for Research on Cancer. Available from: <https://gco.iarc.who.int/today>, accessed [16.07.24]

Definitions: Incidence per 100,000

Multiple Myeloma

Men, 2022



Age: 20+

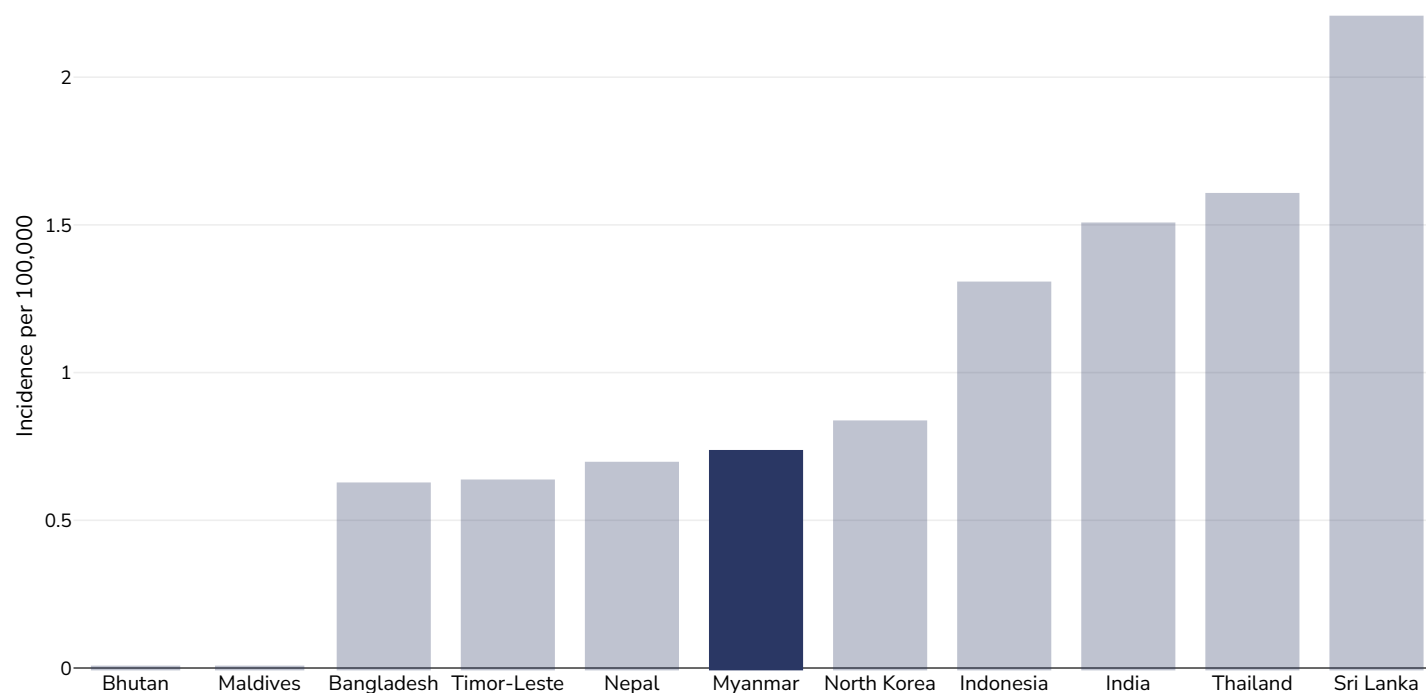
Area covered: National

References: Ferlay J, Ervik M, Lam F, Laversanne M, Colombet M, Mery L, Piñeros M, Znaor A, Soerjomataram I, Bray F (2024). Global Cancer Observatory: Cancer Today. Lyon, France: International Agency for Research on Cancer. Available from: <https://gco.iarc.who.int/today>, accessed [16.07.24]

Definitions: Incidence per 100,000

Unless otherwise noted, overweight refers to a BMI between 25kg and 29.9kg/m², obesity refers to a BMI greater than 30kg/m².

Women, 2022



Age: 20+

Area covered: National

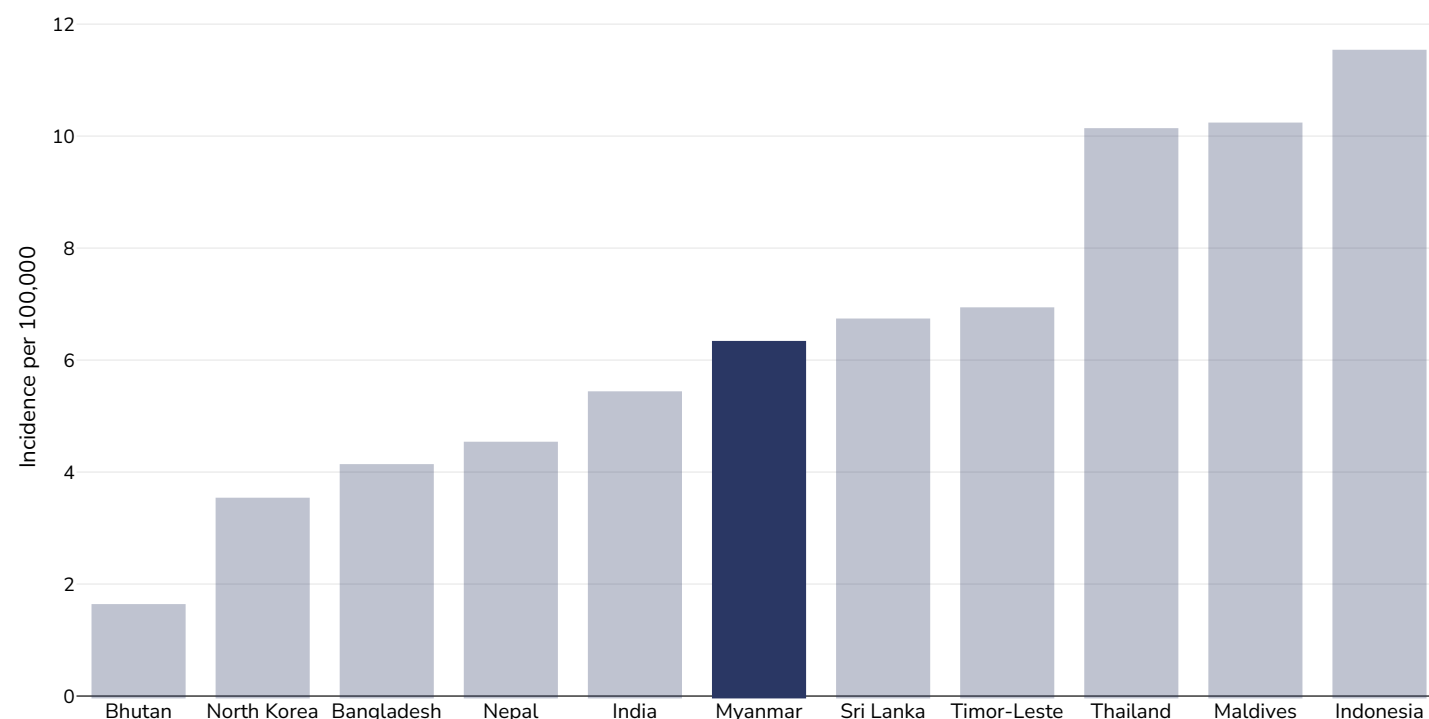
References: Ferlay J, Ervik M, Lam F, Laversanne M, Colombet M, Mery L, Piñeros M, Znaor A, Soerjomataram I, Bray F (2024). Global Cancer Observatory: Cancer Today. Lyon, France: International Agency for Research on Cancer. Available from: <https://gco.iarc.who.int/today>, accessed [16.07.24]

Definitions: Incidence per 100,000

Unless otherwise noted, overweight refers to a BMI between 25kg and 29.9kg/m², obesity refers to a BMI greater than 30kg/m².

Non Hodgkin Lymphoma

Men, 2022



Age: 20+

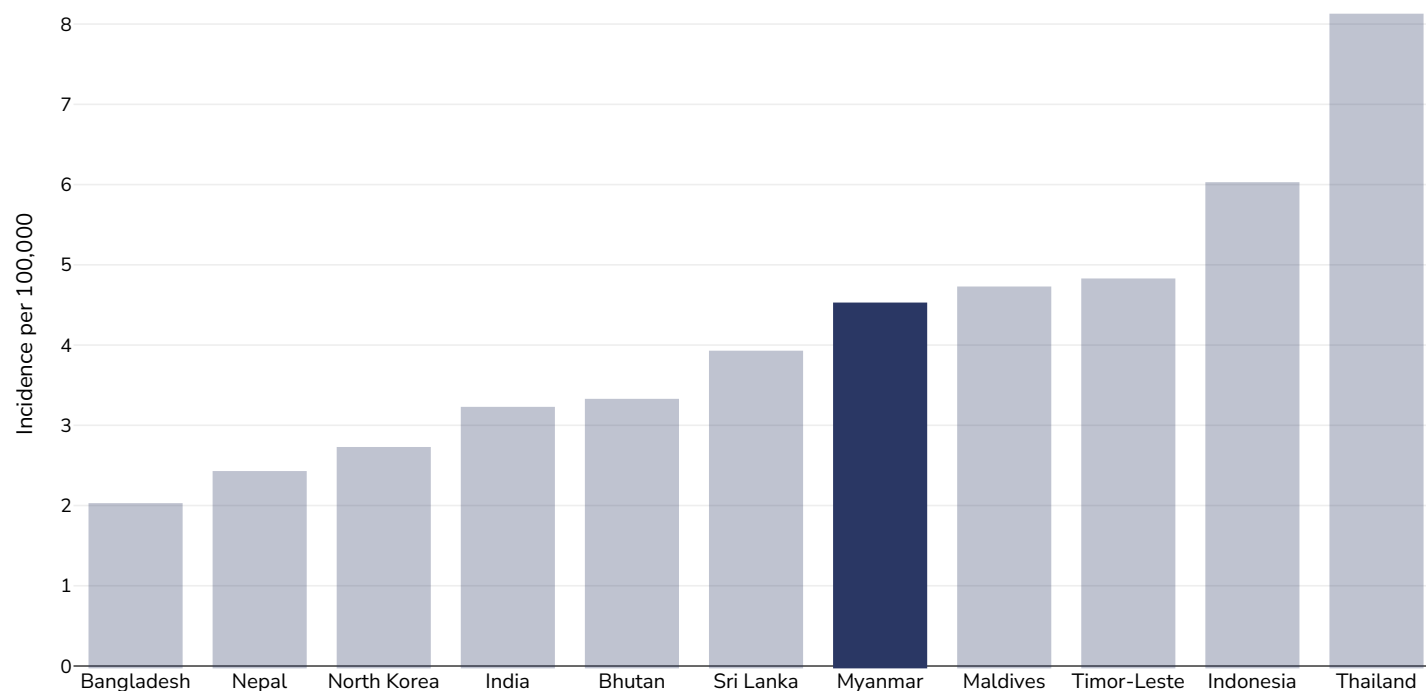
Area covered: National

References: Ferlay J, Ervik M, Lam F, Laversanne M, Colombet M, Mery L, Piñeros M, Znaor A, Soerjomataram I, Bray F (2024). Global Cancer Observatory: Cancer Today. Lyon, France: International Agency for Research on Cancer. Available from: <https://gco.iarc.who.int/today>, accessed [16.07.24]

Definitions: Incidence per 100,000

Unless otherwise noted, overweight refers to a BMI between 25kg and 29.9kg/m², obesity refers to a BMI greater than 30kg/m².

Women, 2022



Age: 20+

Area covered: National

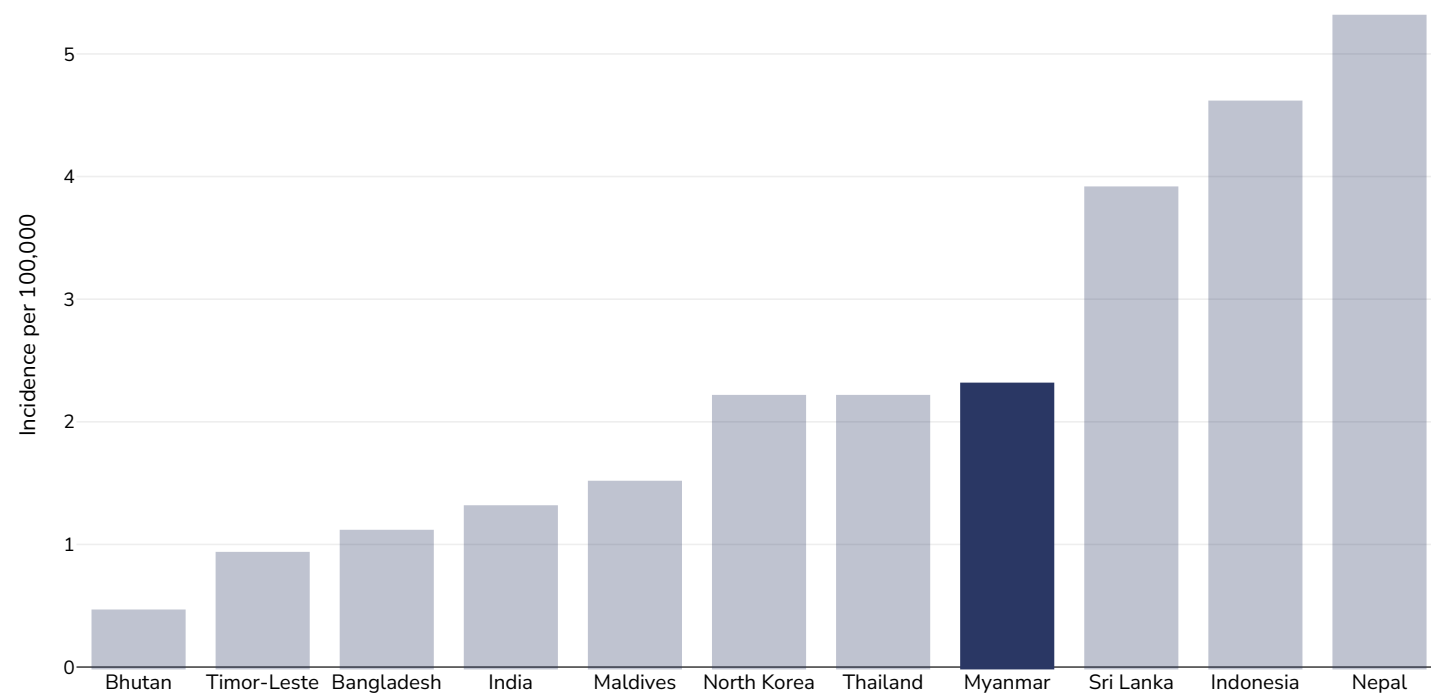
References: Ferlay J, Ervik M, Lam F, Laversanne M, Colombet M, Mery L, Piñeros M, Znaor A, Soerjomataram I, Bray F (2024). Global Cancer Observatory: Cancer Today. Lyon, France: International Agency for Research on Cancer. Available from: <https://gco.iarc.who.int/today>, accessed [16.07.24]

Definitions: Incidence per 100,000

Unless otherwise noted, overweight refers to a BMI between 25kg and 29.9kg/m², obesity refers to a BMI greater than 30kg/m².

Thyroid Cancer

Men, 2022



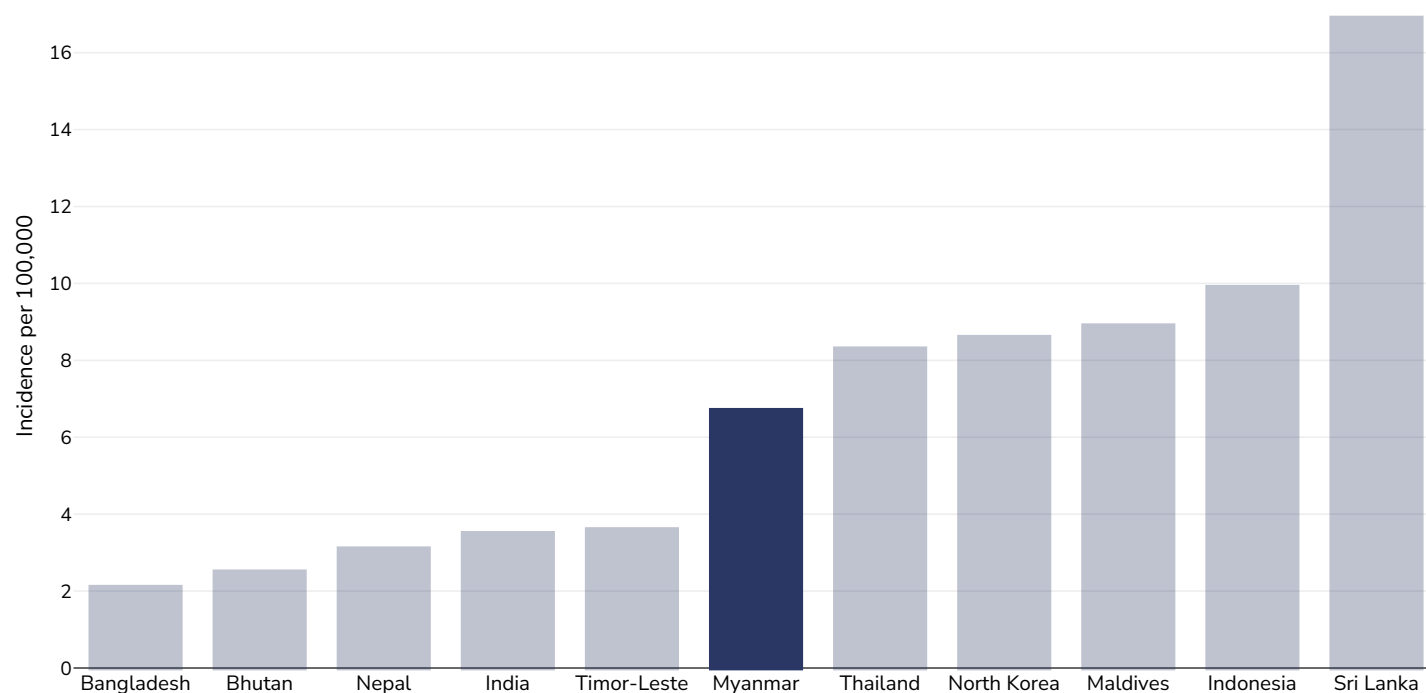
Age: 20+

Area covered: National

References: Ferlay J, Ervik M, Lam F, Laversanne M, Colombet M, Mery L, Piñeros M, Znaor A, Soerjomataram I, Bray F (2024). Global Cancer Observatory: Cancer Today. Lyon, France: International Agency for Research on Cancer. Available from: <https://gco.iarc.who.int/today>, accessed [16.07.24]

Definitions: Incidence per 100,000

Women, 2022



Age: 20+

Area covered: National

References: Ferlay J, Ervik M, Lam F, Laversanne M, Colombet M, Mery L, Piñeros M, Znaor A, Soerjomataram I, Bray F (2024). Global Cancer Observatory: Cancer Today. Lyon, France: International Agency for Research on Cancer. Available from: <https://gco.iarc.who.int/today>, accessed [16.07.24]

Definitions: Incidence per 100,000

PDF created on June 17, 2025