



# Mozambique



## Country report card - children


*This report card contains the latest data available on the Global Obesity Observatory on overweight and obesity for children, including adolescents (aged 5 to 18 years). Where available, data on common and relevant obesity drivers and comorbidities are also presented.*

*View the latest version of this report on the Global Obesity Observatory at <https://data.worldobesity.org/country/mozambique-147/>.*

Contents	Page
Obesity prevalence	3
Overweight/obesity by education	4
Overweight/obesity by region	5
Overweight/obesity by socio-economic group	6
Double burden of underweight & overweight	7
Insufficient physical activity	8
Average daily frequency of carbonated soft drink consumption	11
Prevalence of less than daily fruit consumption	12
Prevalence of less than daily vegetable consumption	13
Average weekly frequency of fast food consumption	14
Mental health - depression disorders	15
Mental health - anxiety disorders	18

# Obesity prevalence

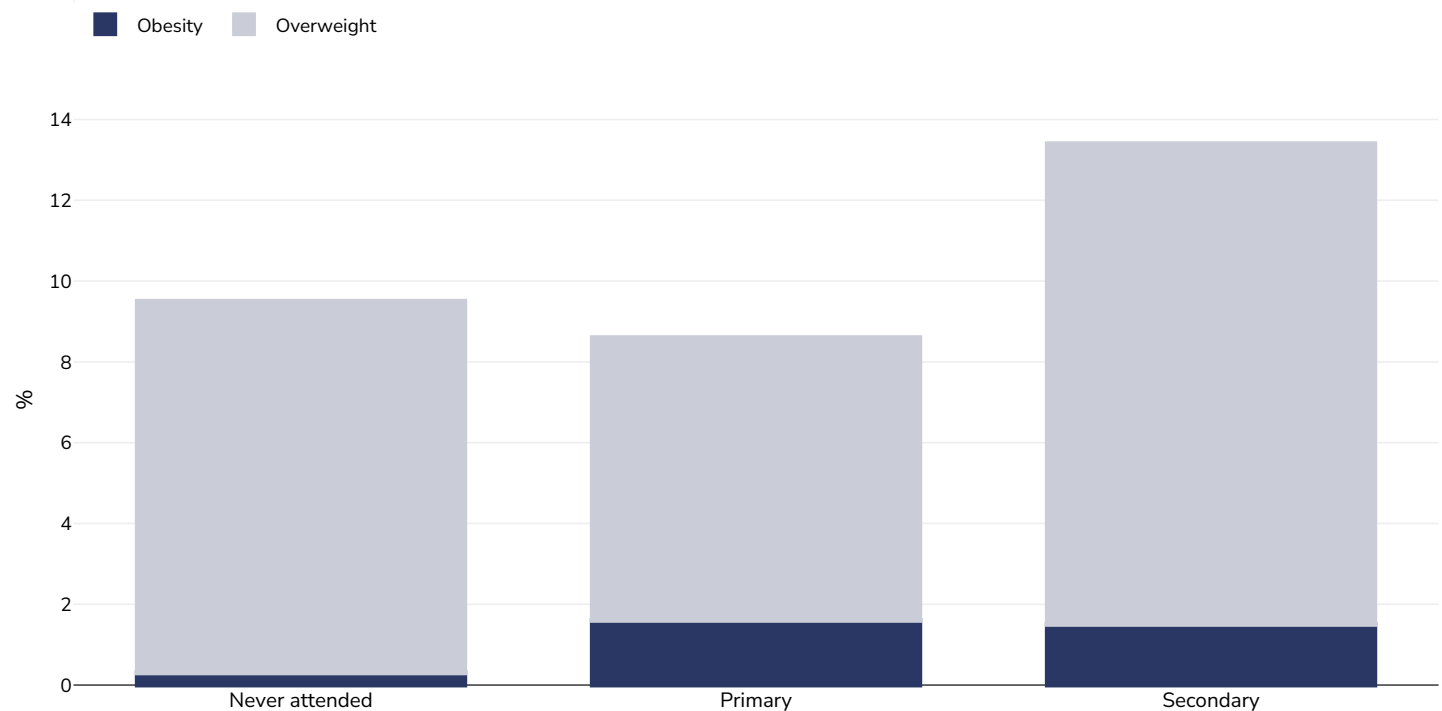
## Girls, 2022-2023



Survey type:	Measured
Age:	15-19
Sample size:	1235
Area covered:	National
References:	Instituto Nacional de Estatística (INE) e ICF. 2024. Inquérito Demográfico e de Saúde em Moçambique 2022–23. Maputo, Moçambique e Rockville, Maryland, EUA: INE e ICF.
Definitions:	BMI for age: between +1 SD and +2 SD is overweight and greater than +2 SD is obesity
Cutoffs:	WHO 2007

## Overweight/obesity by education

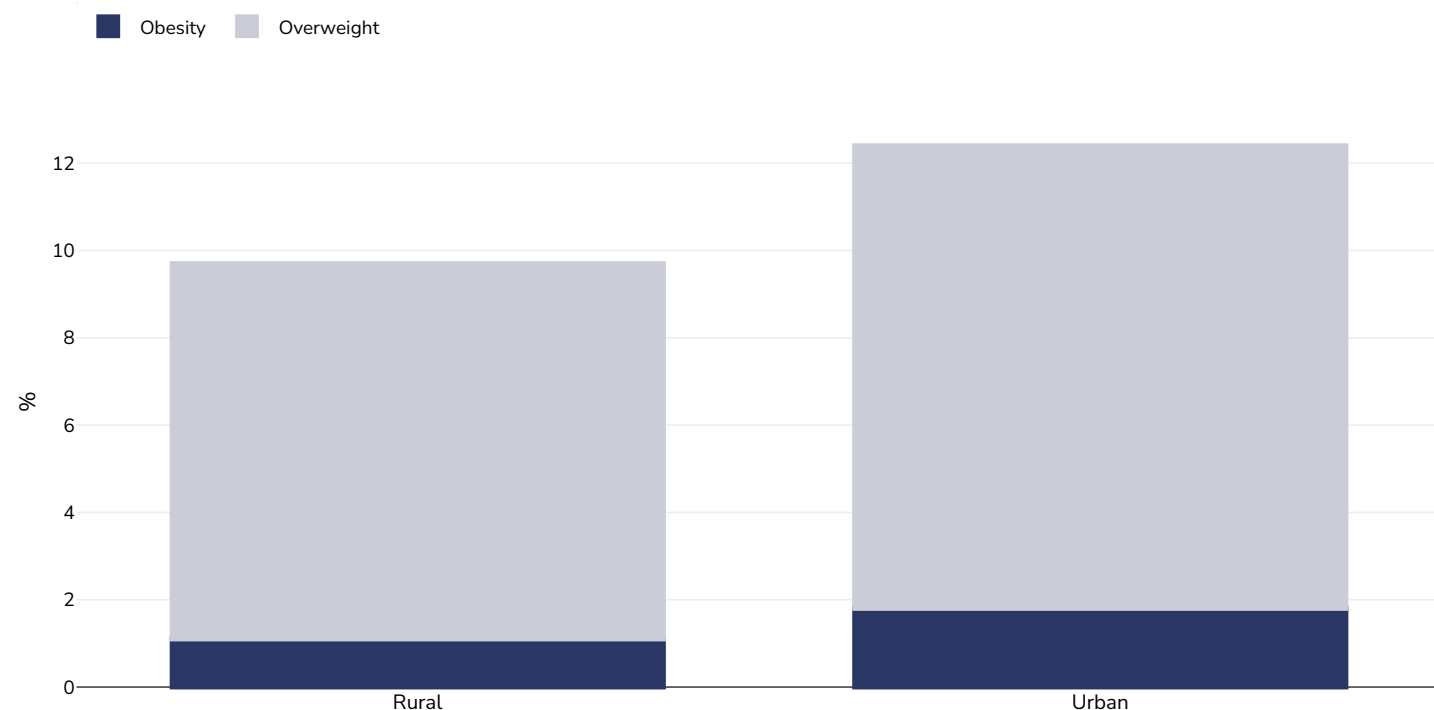
### Girls, 2022-2023



Survey type:	Measured
Age:	15-19
Sample size:	1235
Area covered:	National
References:	Instituto Nacional de Estatística (INE) e ICF. 2024. Inquérito Demográfico e de Saúde em Moçambique 2022–23. Maputo, Moçambique e Rockville, Maryland, EUA: INE e ICF.
Definitions:	BMI for age: between +1 SD and +2 SD is overweight and greater than +2 SD is obesity
Cutoffs:	WHO 2007

## Overweight/obesity by region

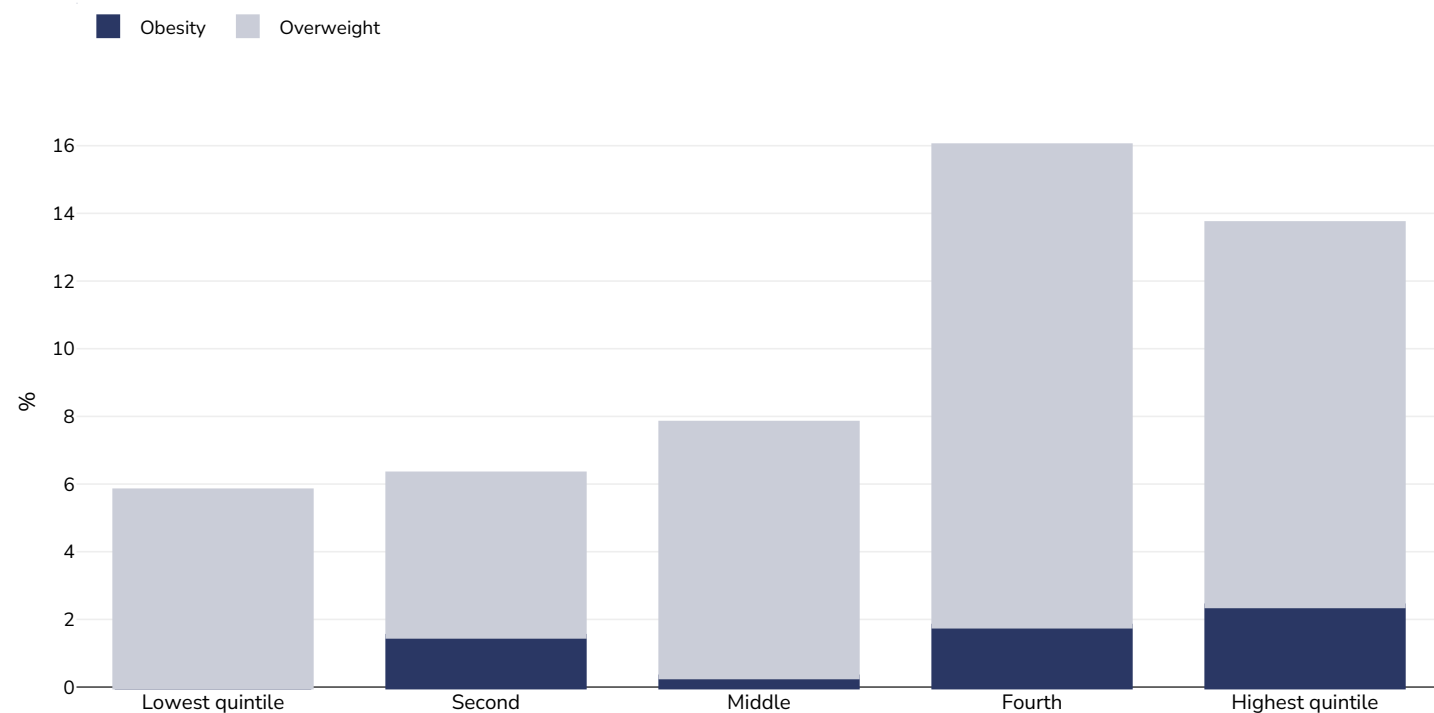
### Girls, 2022-2023



Survey type:	Measured
Age:	15-19
Sample size:	1235
Area covered:	National
References:	Instituto Nacional de Estatística (INE) e ICF. 2024. Inquérito Demográfico e de Saúde em Moçambique 2022–23. Maputo, Moçambique e Rockville, Maryland, EUA: INE e ICF.
Definitions:	BMI for age: between +1 SD and +2 SD is overweight and greater than +2 SD is obesity
Cutoffs:	WHO 2007

## Overweight/obesity by socio-economic group

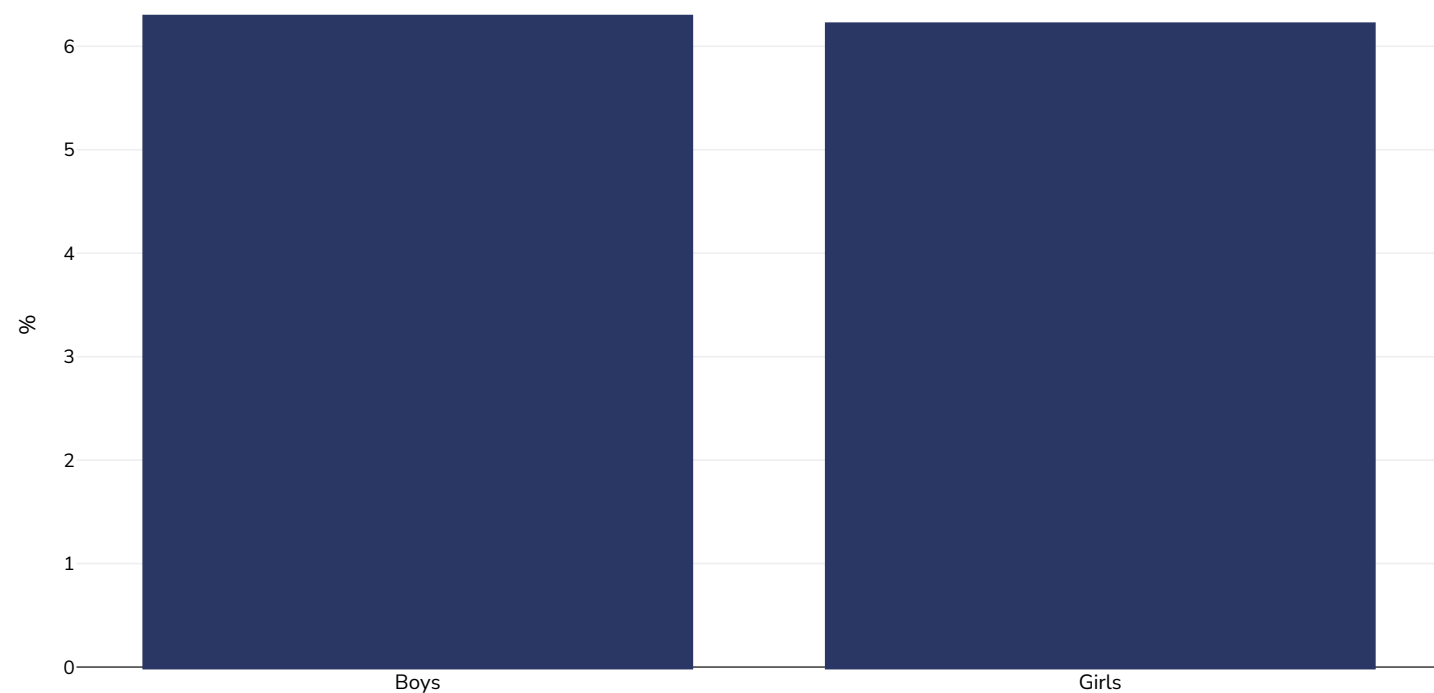
### Girls, 2022-2023



Survey type:	Measured
Age:	15-19
Sample size:	1235
Area covered:	National
References:	Instituto Nacional de Estatística (INE) e ICF. 2024. Inquérito Demográfico e de Saúde em Moçambique 2022–23. Maputo, Moçambique e Rockville, Maryland, EUA: INE e ICF.
Definitions:	BMI for age: between +1 SD and +2 SD is overweight and greater than +2 SD is obesity
Cutoffs:	WHO 2007

## Double burden of underweight & overweight

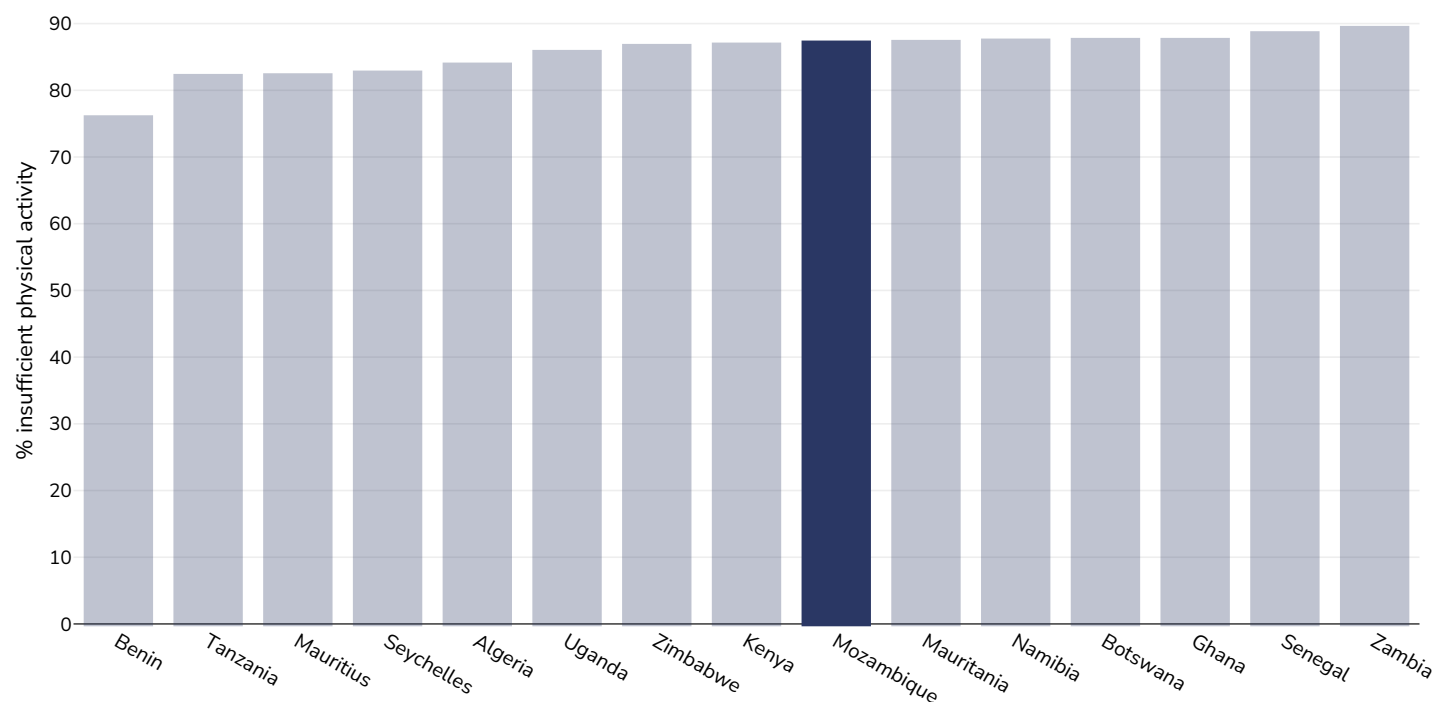
Children, 2022



Survey type:	Measured
Age:	5-19
References:	NCD Risk Factor Collaboration (NCD-RisC). Worldwide trends in underweight and obesity from 1990 to 2022: a pooled analysis of 3663 population representative studies with 222 million children, adolescents, and adults. Lancet 2024; published online Feb 29. <a href="https://doi.org/10.1016/S0140-6736(23)02750-2">https://doi.org/10.1016/S0140-6736(23)02750-2</a> .
Notes:	Age standardised estimates
Definitions:	Combined prevalence of BMI < -2SD and BMI > 2SD (double burden of thinness and obesity)
Cutoffs:	BMI < -2SD and BMI > 2SD

## Insufficient physical activity

### Children, 2016



Survey type: Self-reported

Age: 11-17

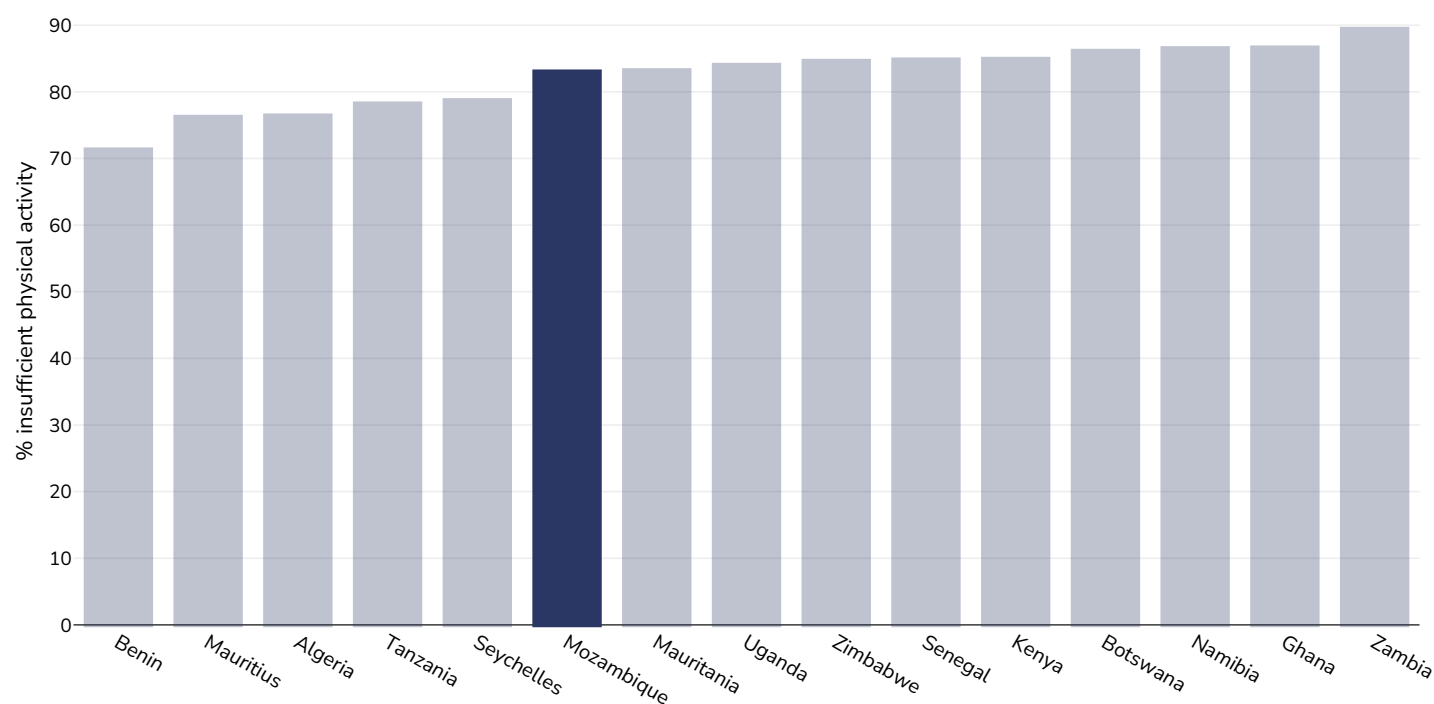
References: Global Health Observatory data repository, World Health Organisation, <https://apps.who.int/gho/data/node.main.A893ADO?lang=en> (last accessed 16.03.21)

Notes: % of school going adolescents not meeting WHO recommendations on Physical Activity for Health, i.e. doing less than 60 minutes of moderate- to vigorous-intensity physical activity daily.

Definitions: % Adolescents insufficiently active (age standardised estimate)



## Boys, 2016



**Survey type:** Self-reported

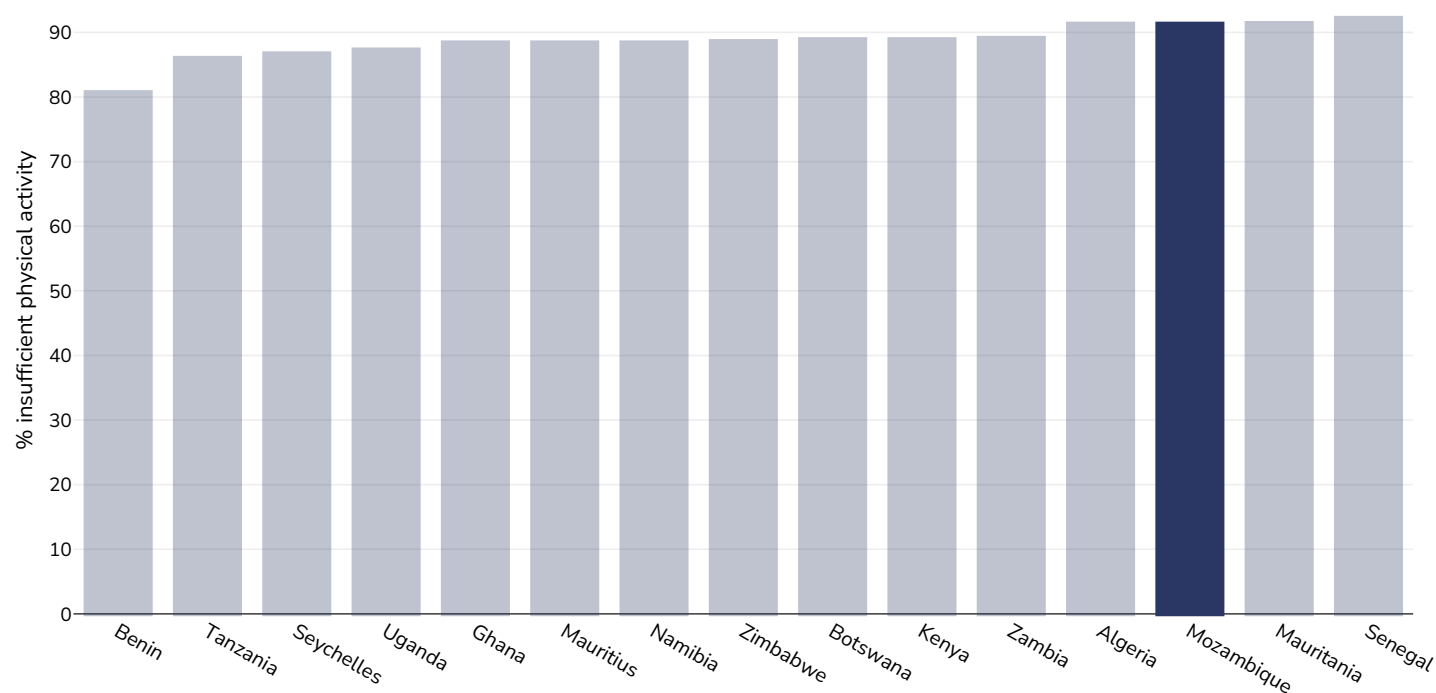
**Age:** 11-17

**References:** Global Health Observatory data repository, World Health Organisation, <https://apps.who.int/gho/data/node.main.A893ADO?lang=en> (last accessed 16.03.21)

**Notes:** % of school going adolescents not meeting WHO recommendations on Physical Activity for Health, i.e. doing less than 60 minutes of moderate- to vigorous-intensity physical activity daily.

**Definitions:** % Adolescents insufficiently active (age standardised estimate)

## Girls, 2016



**Survey type:** Self-reported

**Age:** 11-17

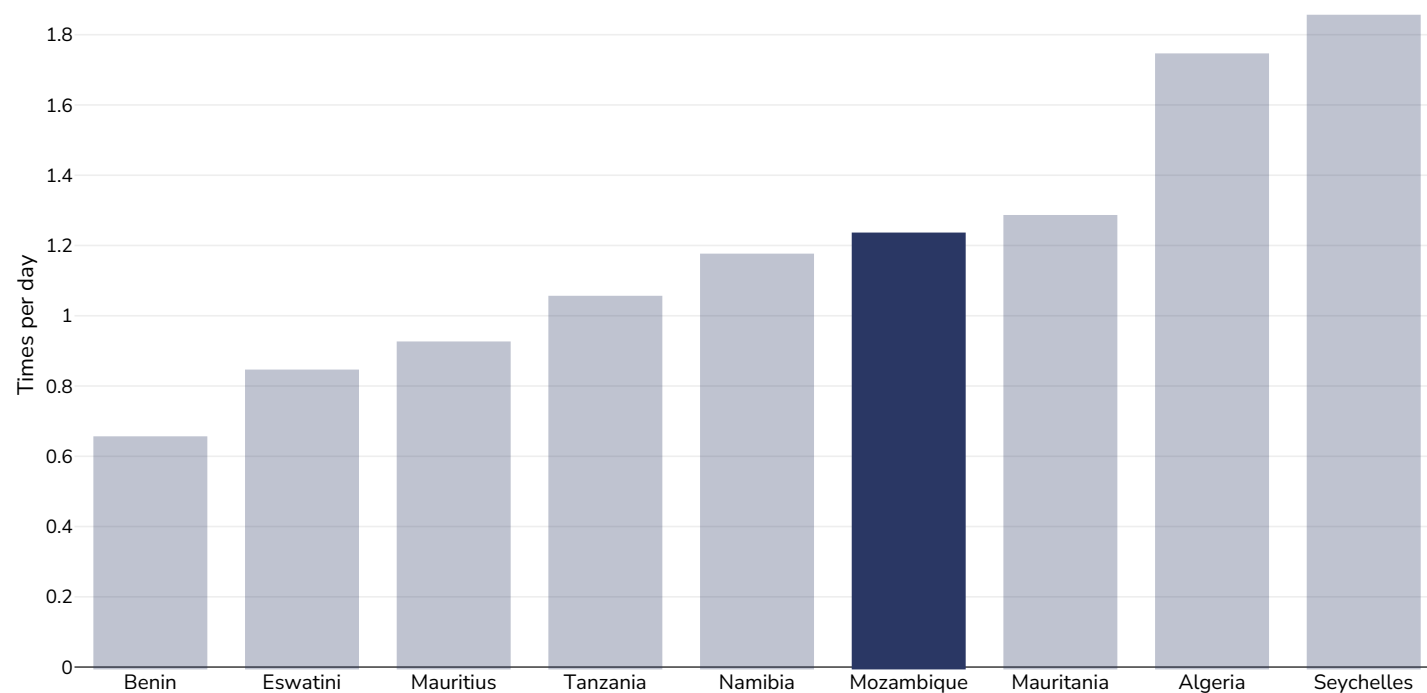
**References:** Global Health Observatory data repository, World Health Organisation, <https://apps.who.int/gho/data/node.main.A893ADO?lang=en> (last accessed 16.03.21)

**Notes:** % of school going adolescents not meeting WHO recommendations on Physical Activity for Health, i.e. doing less than 60 minutes of moderate- to vigorous-intensity physical activity daily.

**Definitions:** % Adolescents insufficiently active (age standardised estimate)

## Average daily frequency of carbonated soft drink consumption

### Children, 2009-2015



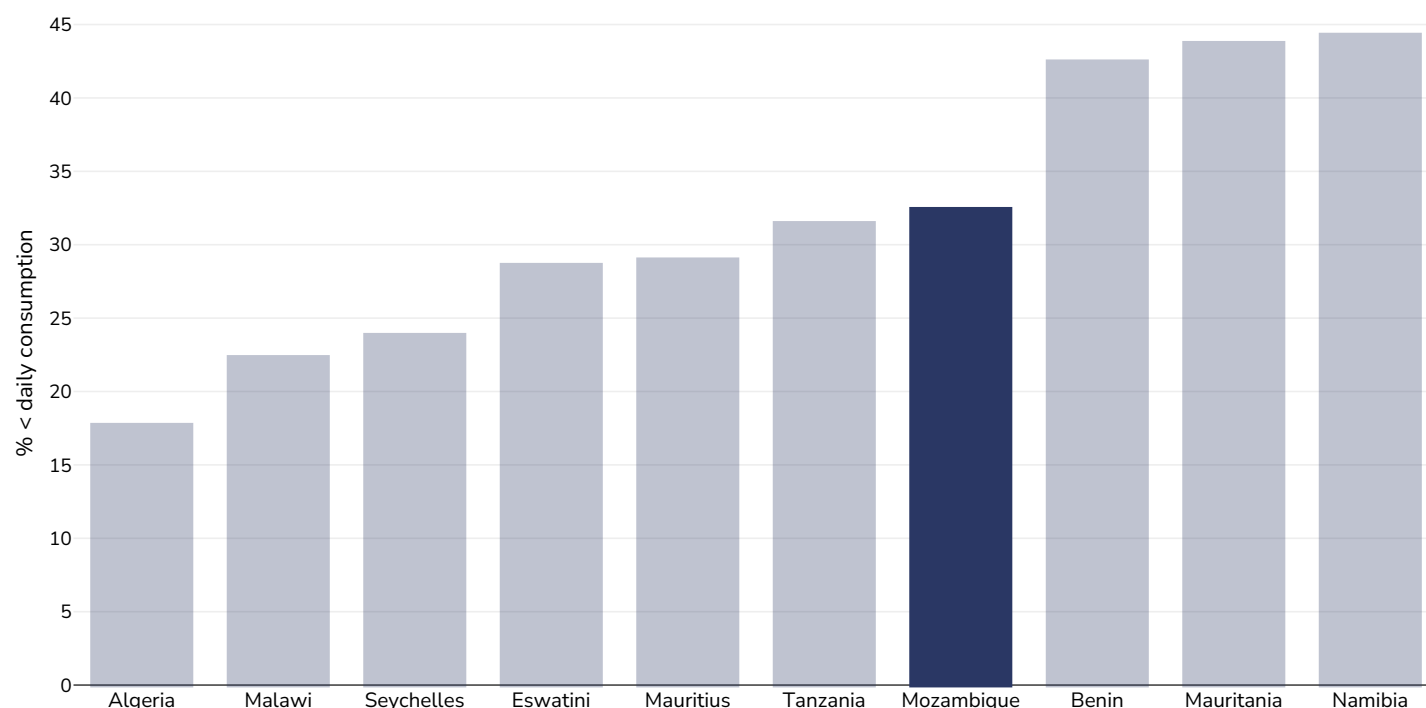
Survey type: Measured

Age: 12-17

References: Beal et al. (2019). Global Patterns of Adolescent Fruit, Vegetable, Carbonated Soft Drink, and Fast-food consumption: A meta-analysis of global school-based student health surveys. Food and Nutrition Bulletin. <https://doi.org/10.1177/0379572119848287> sourced from Food Systems Dashboard <http://www.foodsystemsdashboard.org/food-system>

## Prevalence of less than daily fruit consumption

### Children, 2009-2015



Survey type: Measured

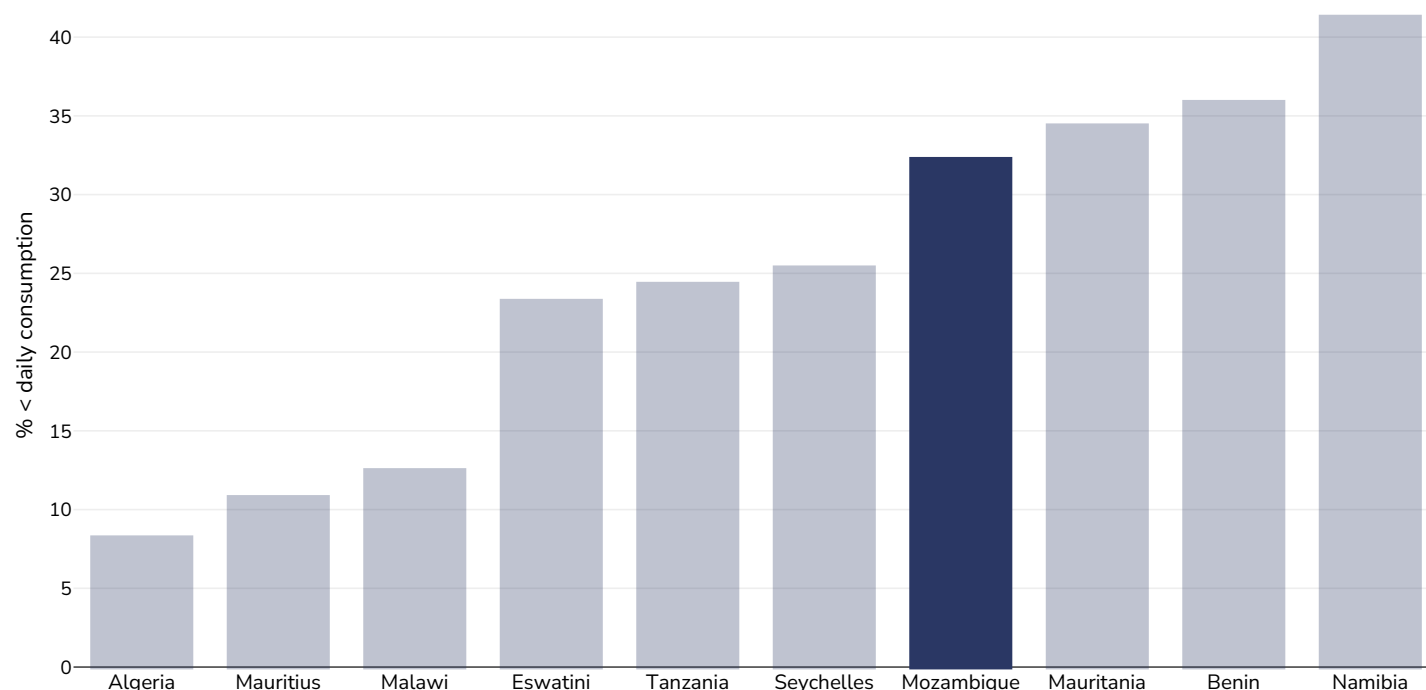
Age: 12-17

References: Global School-based Student Health Surveys. Beal et al (2019). Global Patterns of Adolescent Fruit, Vegetable, Carbonated Soft Drink, and Fast-food consumption: A meta-analysis of global school-based student health surveys. Food and Nutrition Bulletin. <https://doi.org/10.1177/0379572119848287>. Sourced from Food Systems Dashboard <http://www.foodsystemsdashboard.org/food-system>

Definitions: Prevalence of less-than-daily fruit consumption (% less-than-daily fruit consumption)

## Prevalence of less than daily vegetable consumption

Children, 2009-2015



Survey type: Measured

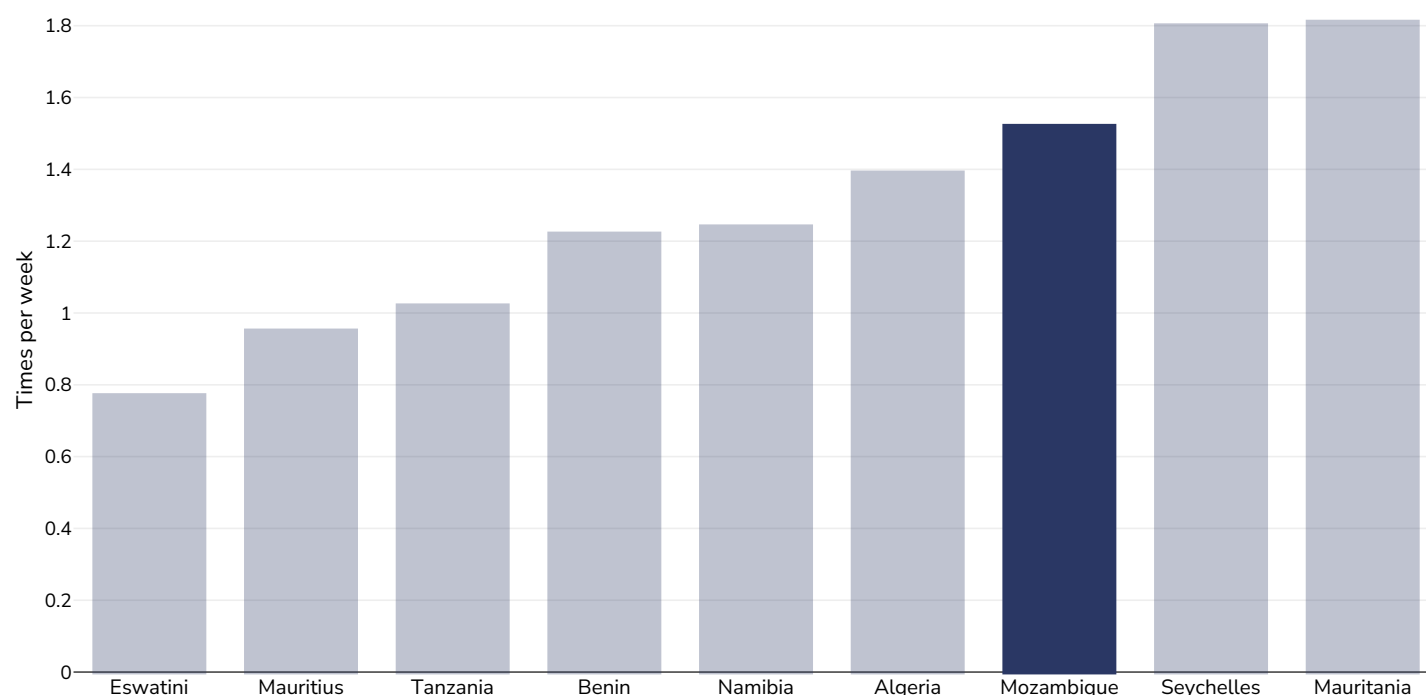
Age: 12-17

References: Beal et al. (2019). Global Patterns of Adolescent Fruit, Vegetable, Carbonated Soft Drink, and Fast-food consumption: A meta-analysis of global school-based student health surveys. Food and Nutrition Bulletin. <https://doi.org/10.1177/0379572119848287> sourced from Food Systems Dashboard <http://www.foodsystemsdashboard.org/food-system>

Definitions: Prevalence of less-than-daily vegetable consumption (% less-than-daily vegetable consumption)

## Average weekly frequency of fast food consumption

### Children, 2009-2015



Age:

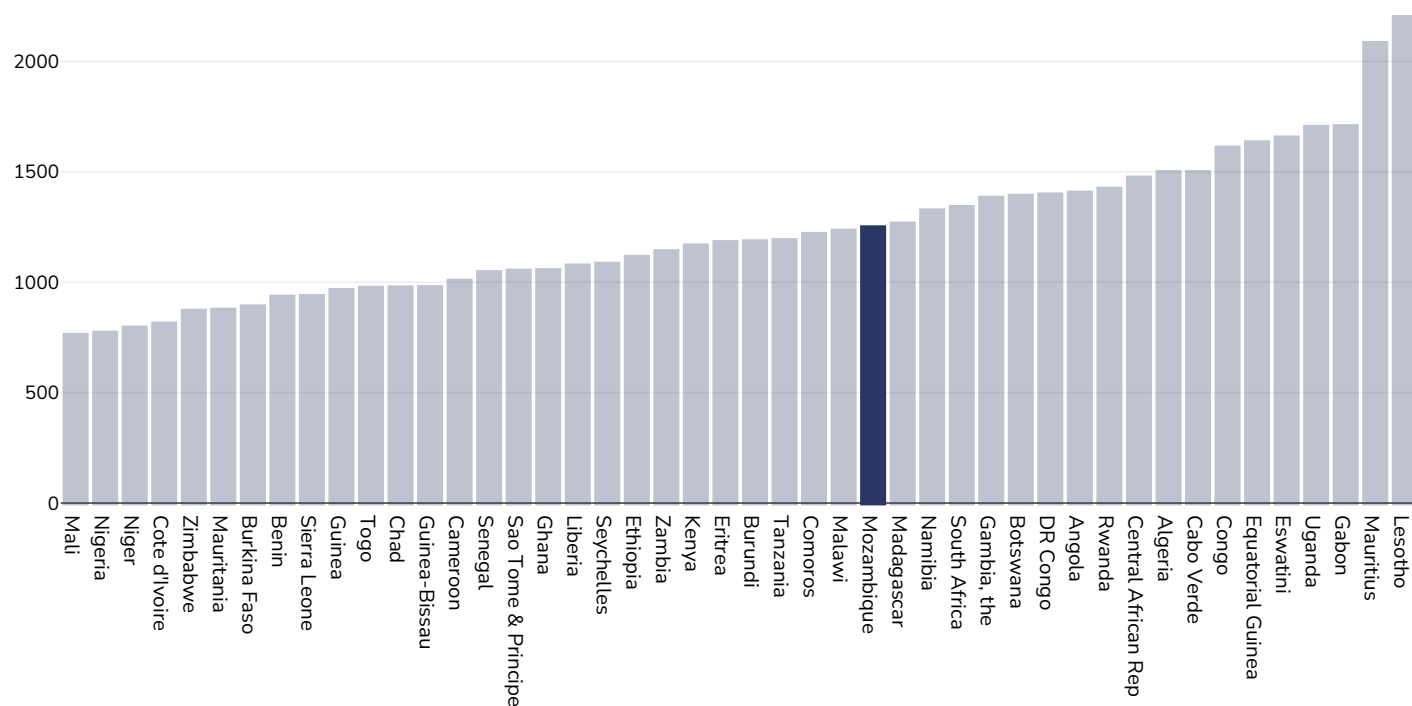
12-17

**References:**

Beal et al. (2019). Global Patterns of Adolescent Fruit, Vegetable, Carbonated Soft Drink, and Fast-food consumption: A meta-analysis of global school-based student health surveys. Food and Nutrition Bulletin. <https://doi.org/10.1177/0379572119848287> sourced from Food Systems Dashboard <http://www.foodsystemsdashboard.org/food-system>

## Mental health - depression disorders

### Children, 2021



Area covered:

National

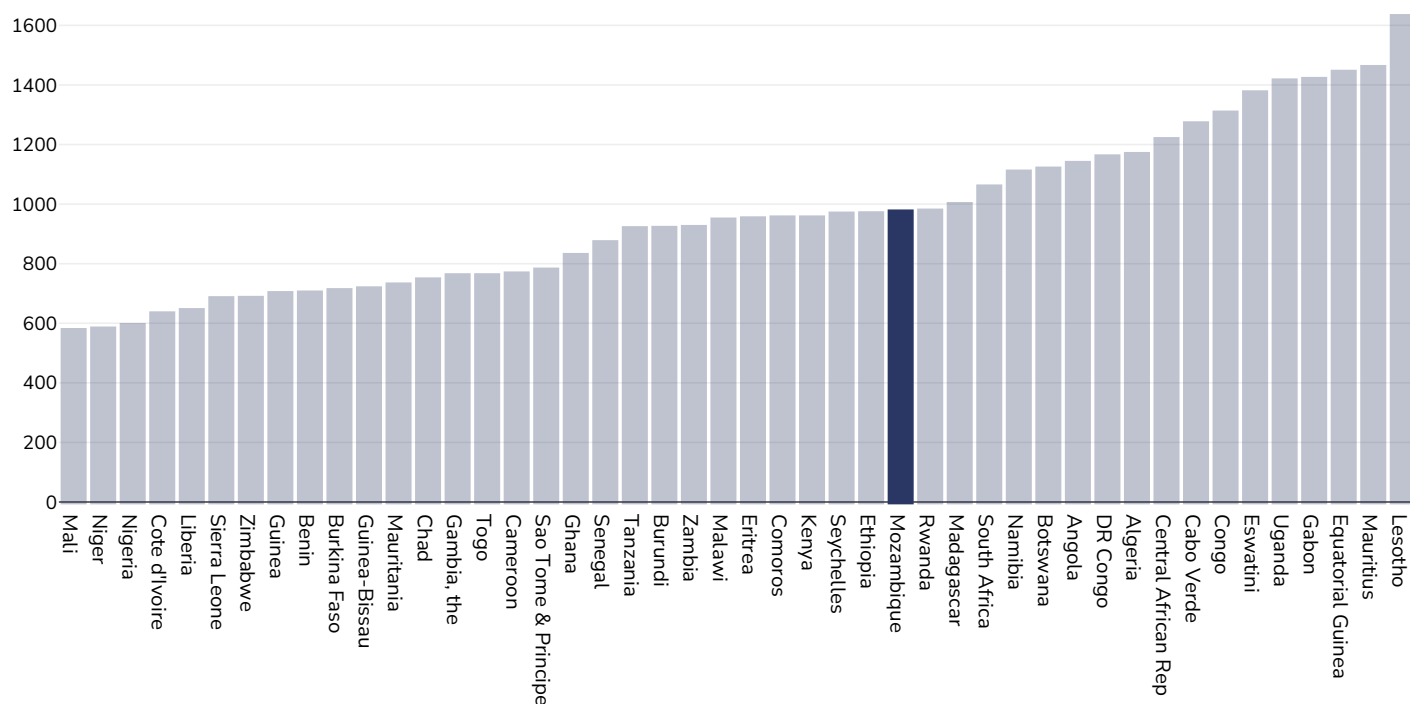
References:

Institute for Health Metrics and Evaluation (IHME). GBD Compare Data Visualization. Global Burden of Disease (GBD) Study 2021. Seattle, WA: IHME, University of Washington, 2023. Available from <http://vizhub.healthdata.org/gbd-compare>. (Last accessed 23.04.25)

Definitions:

Number living with depressive disorder per 100,000 population (Under 20 years of age)

## Boys, 2021



Area covered:

National

References:

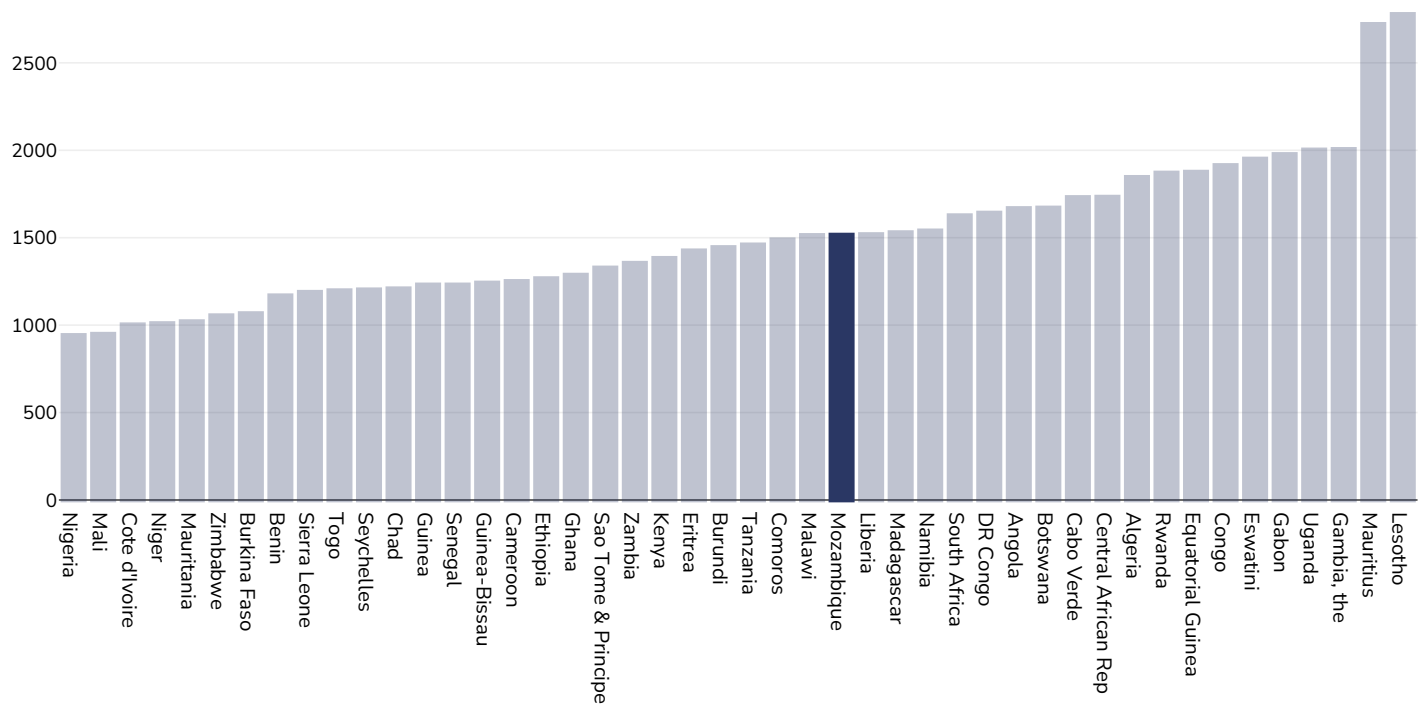
Institute for Health Metrics and Evaluation (IHME). GBD Compare Data Visualization. Global Burden of Disease (GBD) Study 2021. Seattle, WA: IHME, University of Washington, 2023. Available from <http://vizhub.healthdata.org/gbd-compare>. (Last accessed 23.04.25)

Definitions:

Number living with depressive disorder per 100,000 population (Under 20 years of age)



## Girls, 2021



Area covered:

National

References:

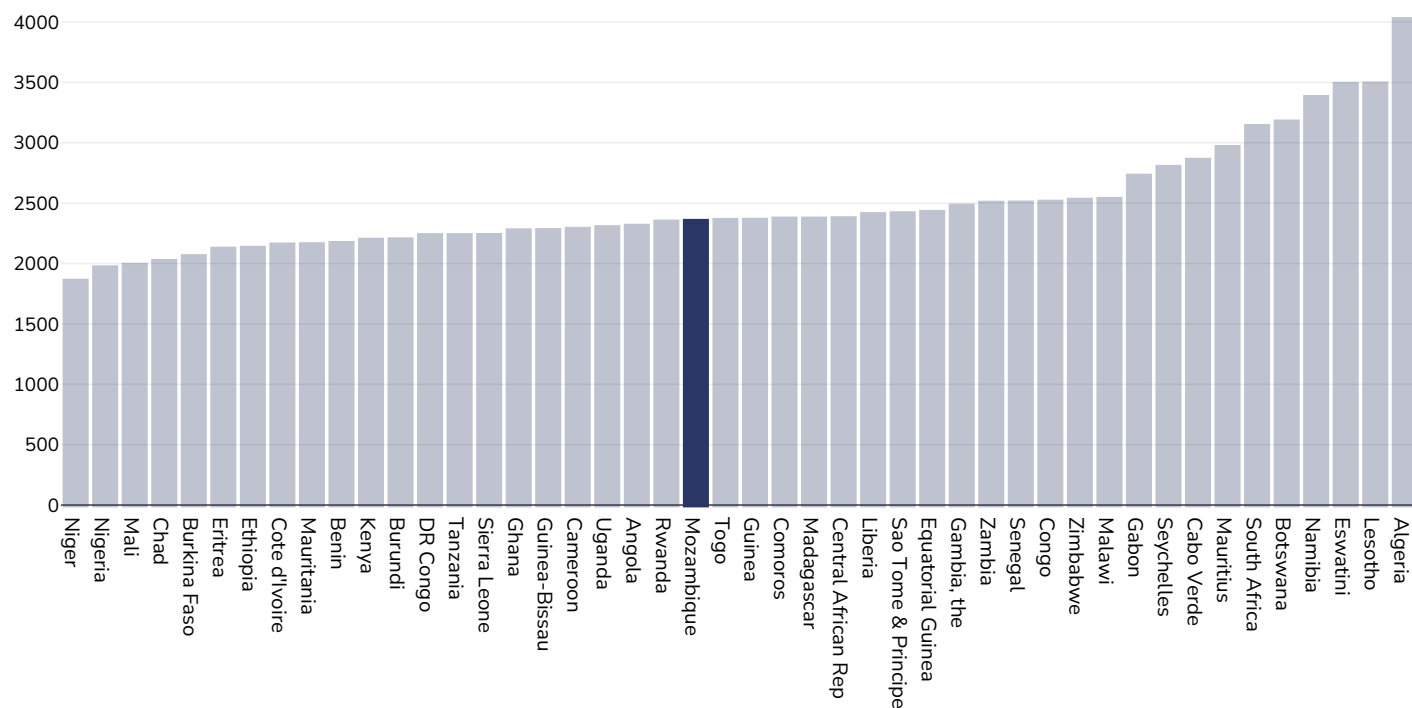
Institute for Health Metrics and Evaluation (IHME). GBD Compare Data Visualization. Global Burden of Disease (GBD) Study 2021. Seattle, WA: IHME, University of Washington, 2023. Available from <http://vizhub.healthdata.org/gbd-compare>. (Last accessed 23.04.25)

Definitions:

Number living with depressive disorder per 100,000 population (Under 20 years of age)

## Mental health - anxiety disorders

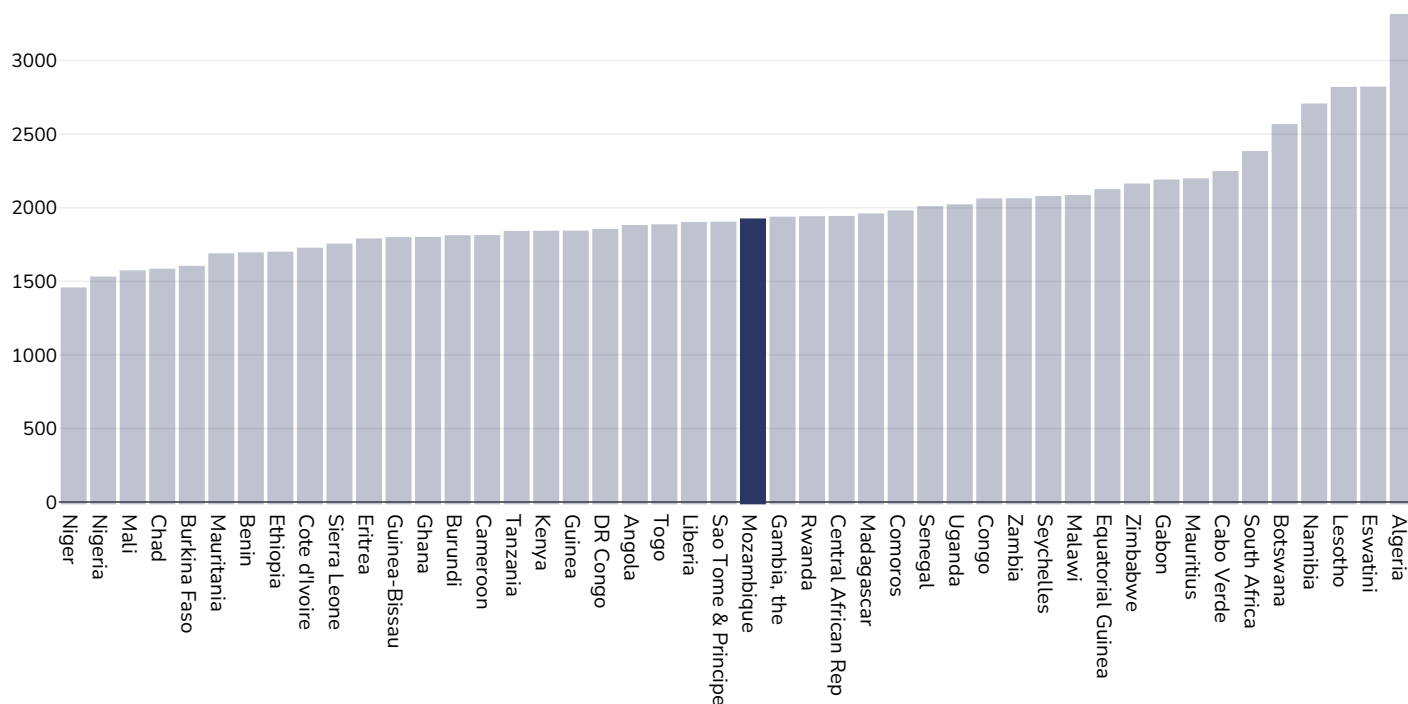
### Children, 2021



#### References:

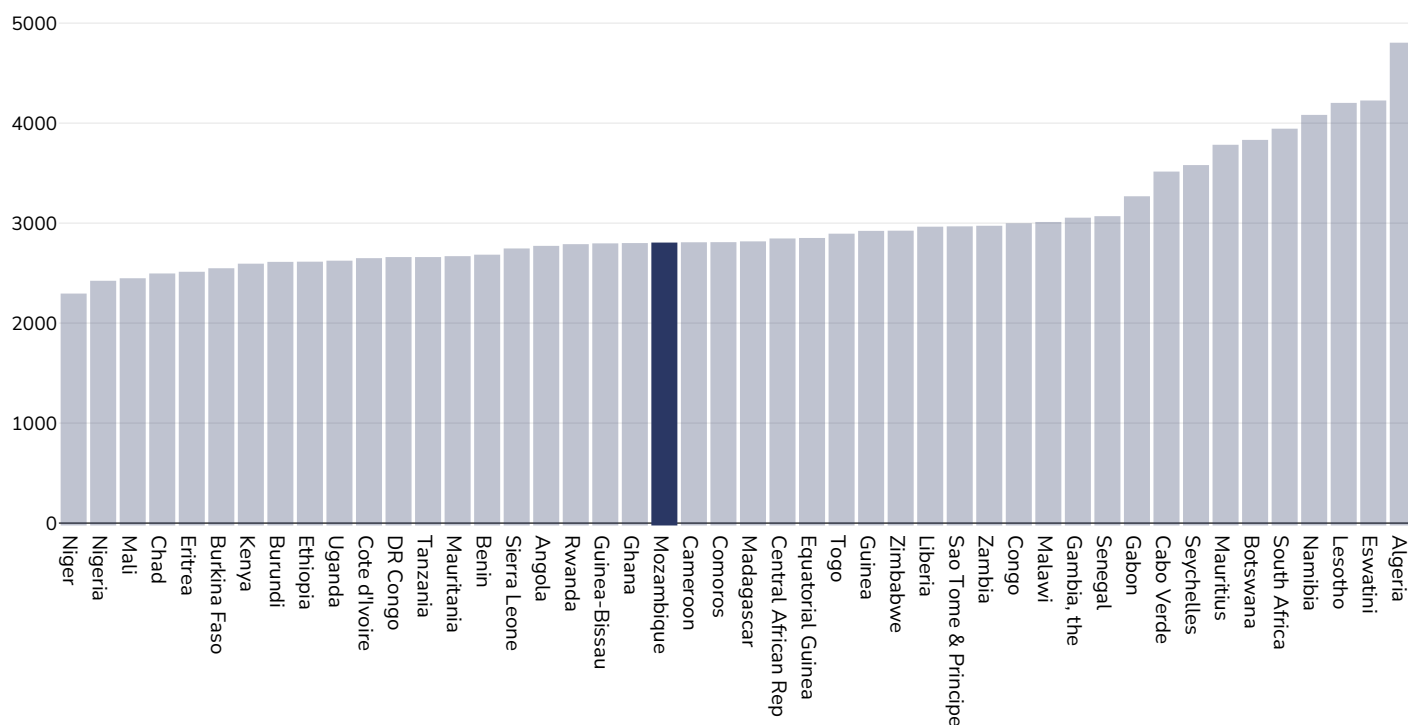
Institute for Health Metrics and Evaluation (IHME). GBD Compare Data Visualization. Global Burden of Disease (GBD) Study 2021. Seattle, WA: IHME, University of Washington, 2023. Available from <http://vizhub.healthdata.org/gbd-compare>. (Last accessed 23.04.25)

## Boys, 2021



**References:** Institute for Health Metrics and Evaluation (IHME). GBD Compare Data Visualization. Global Burden of Disease (GBD) Study 2021. Seattle, WA: IHME, University of Washington, 2023. Available from <http://vizhub.healthdata.org/gbd-compare>. (Last accessed 23.04.25)

## Girls, 2021



**References:** Institute for Health Metrics and Evaluation (IHME). GBD Compare Data Visualization. Global Burden of Disease (GBD) Study 2021. Seattle, WA: IHME, University of Washington, 2023. Available from <http://vizhub.healthdata.org/gbd-compare>. (Last accessed 23.04.25)

*PDF created on August 22, 2025*