

Report card

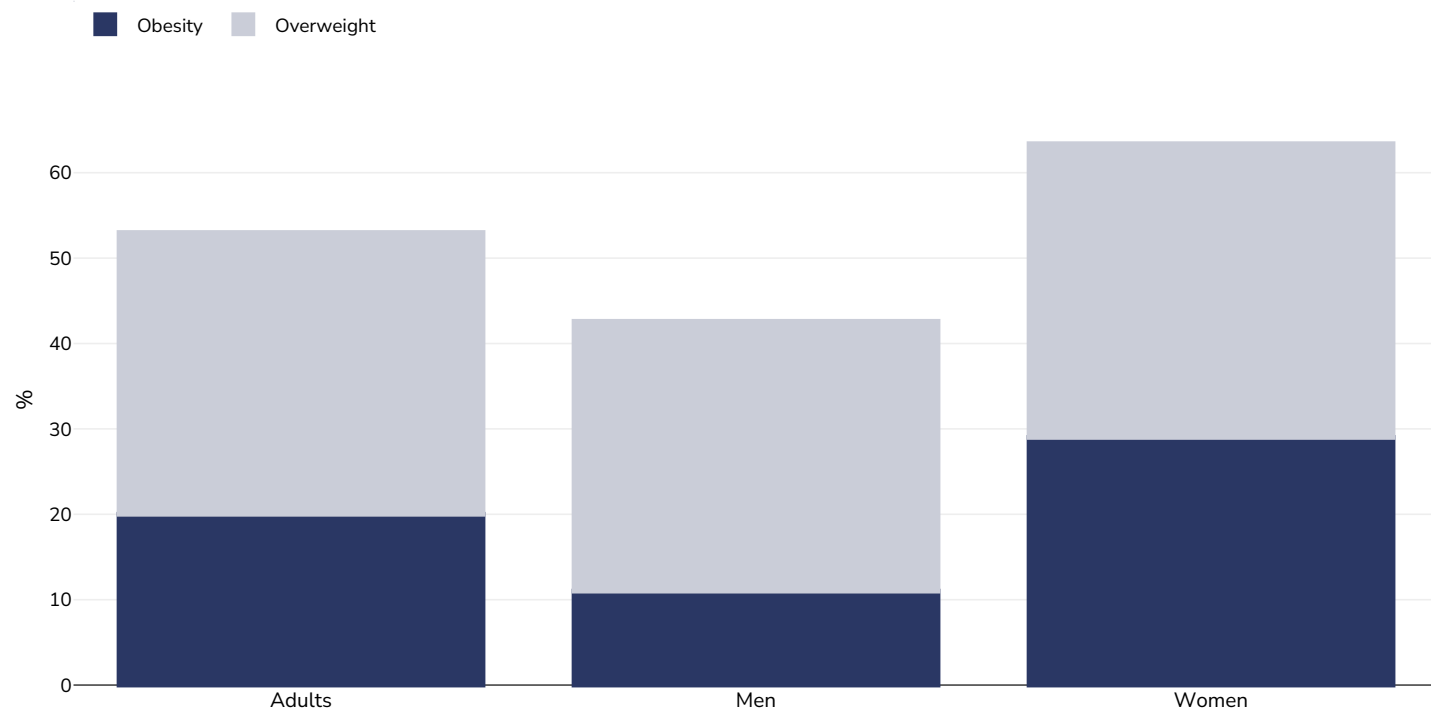
Morocco



Contents	Page
Obesity prevalence	2
Trend: % Adults living with obesity in Morocco 1984-2017	5
Trend: % Adults living with overweight or obesity in Morocco 1984-2017	7
Trend: % Adults living with obesity in selected countries in the EMRO Region 1984-2017, selected countries	9
Overweight/obesity by education	12
Overweight/obesity by region	16
Overweight/obesity by socio-economic group	21
Insufficient physical activity	25
Average daily frequency of carbonated soft drink consumption	31
Estimated per capita fruit intake	32
Prevalence of less than daily fruit consumption	33
Prevalence of less than daily vegetable consumption	34
Average weekly frequency of fast food consumption	35
Estimated per-capita processed meat intake	36
Estimated per capita whole grains intake	37
Mental health - depression disorders	38
Mental health - anxiety disorders	39
% Infants exclusively breastfed 0-5 months	40
Oesophageal cancer	41
Breast cancer	43
Colorectal cancer	44
Pancreatic cancer	46
Gallbladder cancer	48
Kidney cancer	50
Cancer of the uterus	52
Raised blood pressure	53
Raised cholesterol	56
Raised fasting blood glucose	59
Diabetes prevalence	61
Contextual factors	62

Obesity prevalence

Adults, 2017-2018

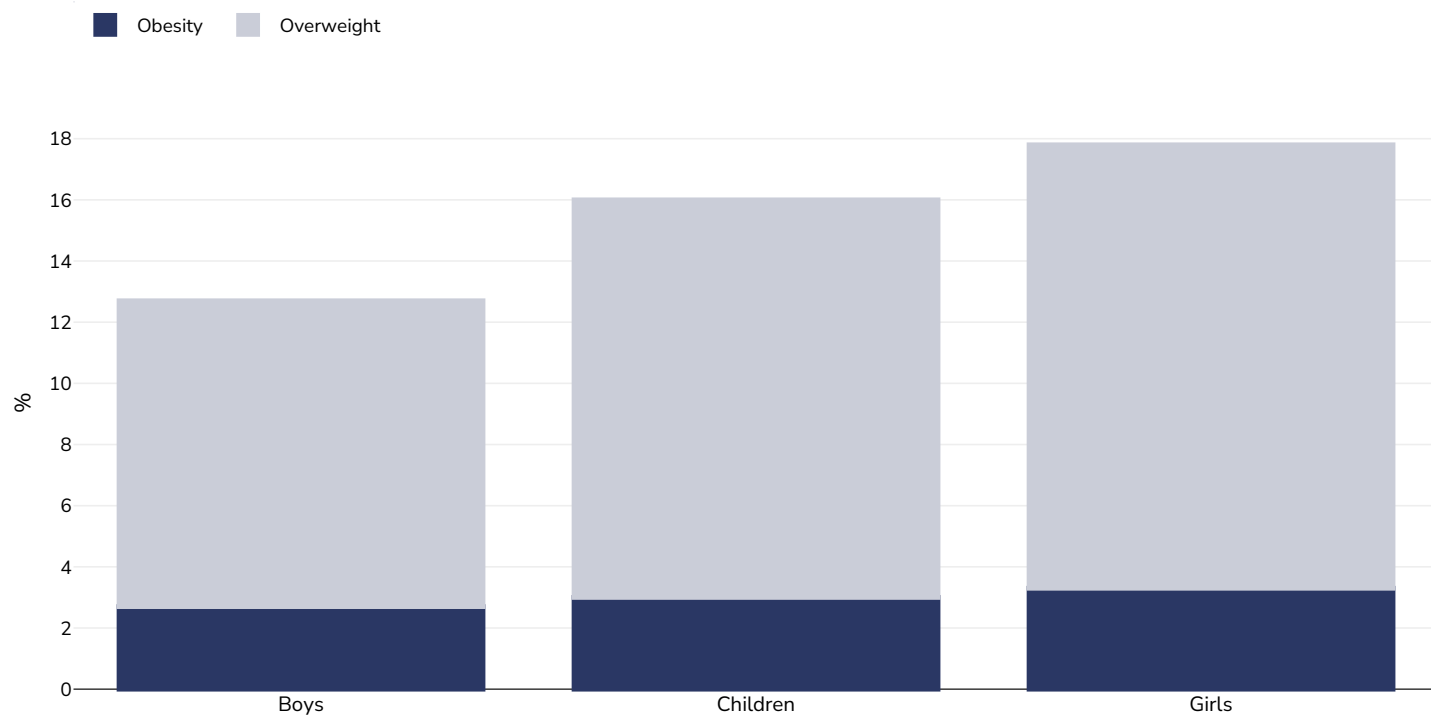


Survey type:	Measured
Age:	18+
Sample size:	5261
Area covered:	National

References: STEPS Morocco 2017/18. Enquête Nationale sur les Facteurs de Risque communs des Maladies Non Transmissibles 2017 – 2018 : Rapport. <https://www.who.int/ncds/surveillance/steps/STEPS-REPORT-2017-2018-Morocco-final.pdf?ua=1> (accessed 0.5.11.19)

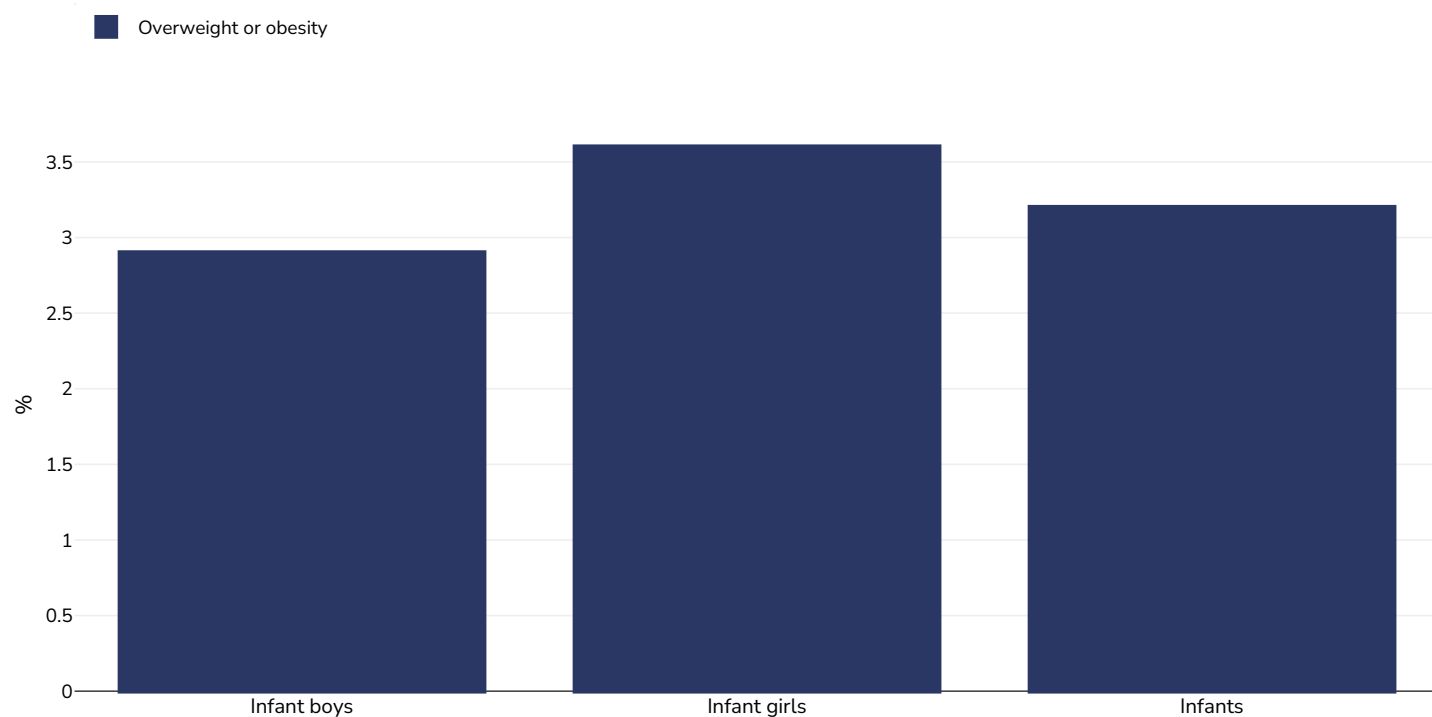
Unless otherwise noted, overweight refers to a BMI between 25kg and 29.9kg/m², obesity refers to a BMI greater than 30kg/m².

Children, 2016



Survey type:	Self-reported
Age:	13-17
Sample size:	6745
Area covered:	National
References:	Global School-based Student Health Survey (GSHS), available at https://www.who.int/ncds/surveillance/gshs/Morocco_2016_GSHS_FS.pdf?ua=1 (last accessed 14.12.20)
Notes:	WHO cutoffs.
Cutoffs:	WHO

Infants, 2019-2020



Age: 0-5

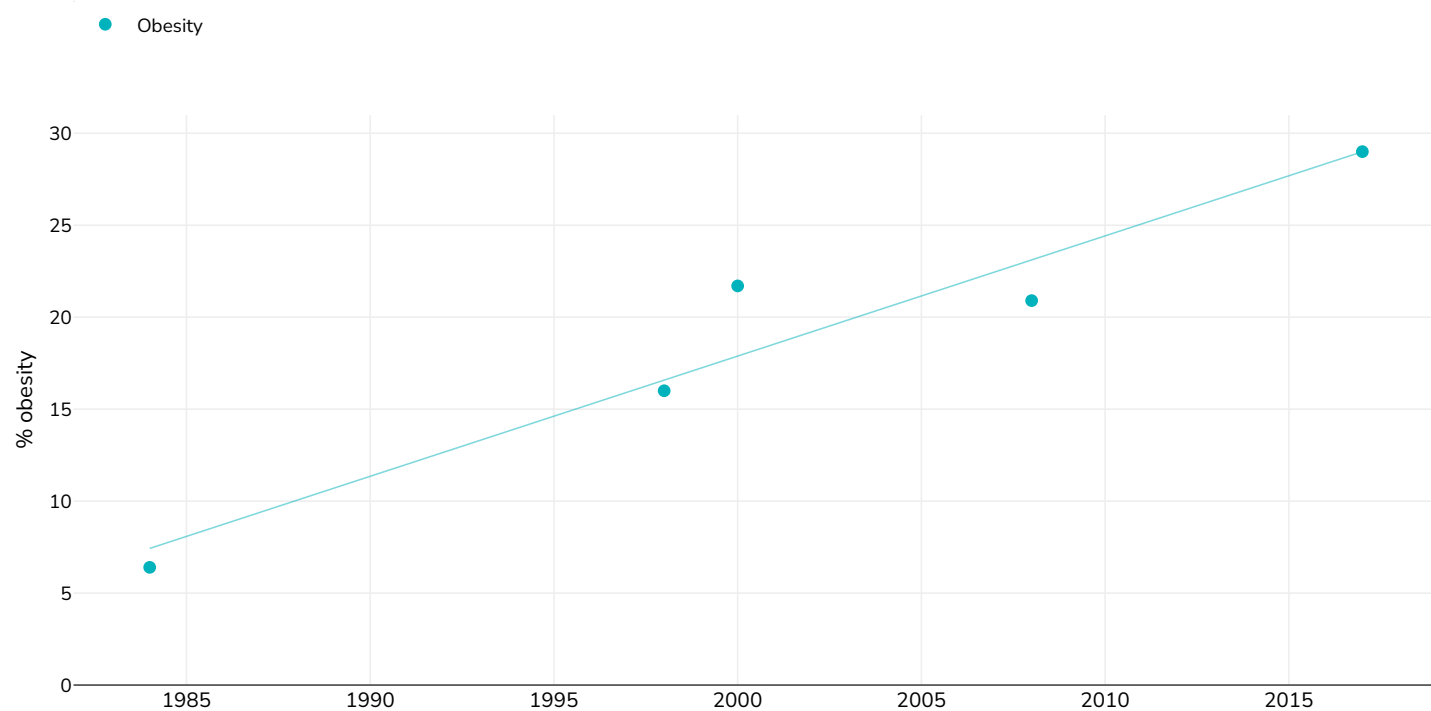
References: NNS: ENQUETE NATIONALE SUR LA NUTRITION (ENN 2019-2020)

Notes: UNICEF/WHO/World Bank Joint Child Malnutrition Estimates Expanded Database: Overweight (Survey Estimates), May 2023, New York. For more information about the methodology, please consult <https://data.unicef.org/resources/jme-2023-country-consultations/> Percentage of children under 5 years of age falling above 2 standard deviations (moderate and severe) from the median weight-for-height of the reference population.

Definitions: =>+2SD

% Adults living with obesity in Morocco 1984-2017

Women



Survey
type:

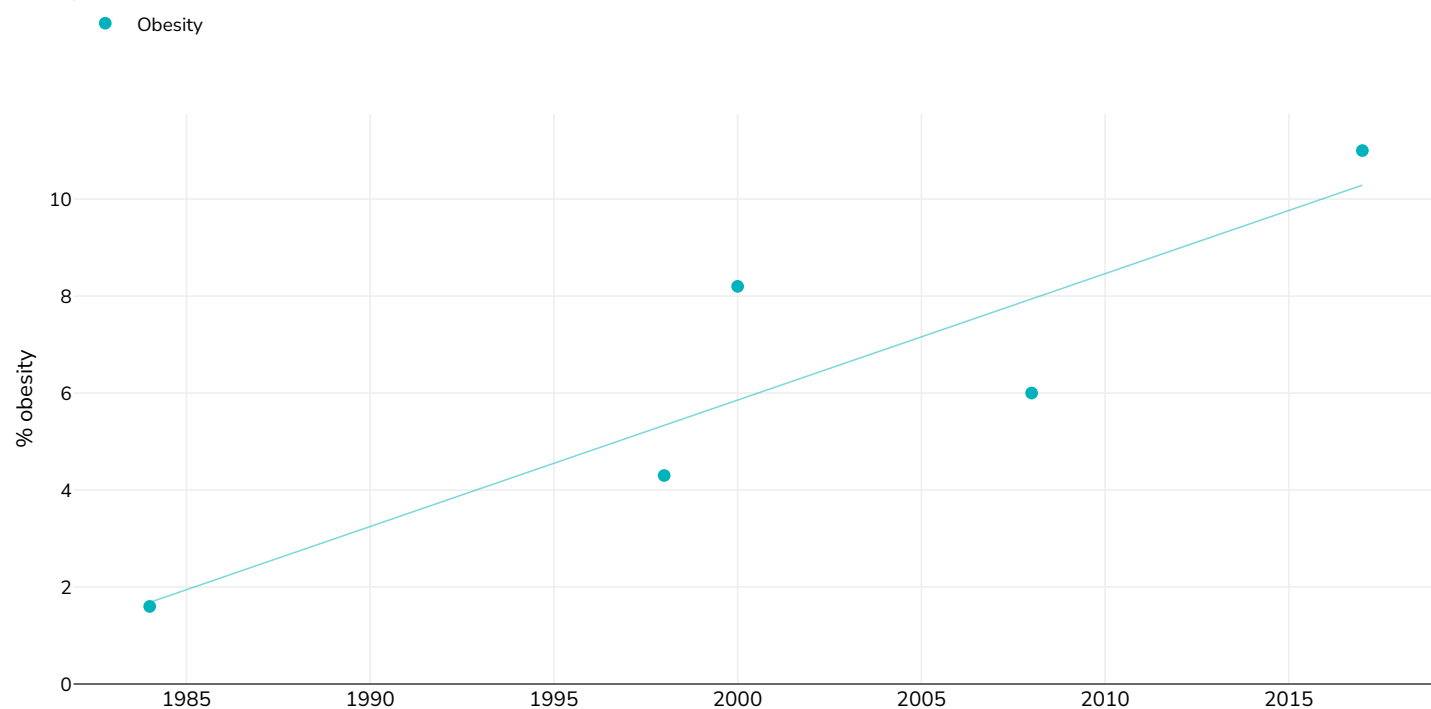
Measured

References: 1984, 1998: Benjelloun S. Nutrition transition in Morocco. *Public Health Nutrition*. 2002;5(1A):135-140
 2000: Personal Communication from Morocco Minister of Health. National Survey carried out in 2000. Details in press for *Journal of Hypertension* (April 03)
 2008: Rhazi K EL, Nejari C, Zidouh A et al. Prevalence of obesity and associated sociodemographic and lifestyle factors in Morocco. *Public Health Nutrition* 2010;14(1)160-167
 2017: STEPS Morocco 2017/18. Enquête Nationale sur les Facteurs de Risque communs des Maladies Non Transmissibles 2017 – 2018 : Rapport. <https://www.who.int/ncds/surveillance/steps/STEPS-REPORT-2017-2018-Morocco-final.pdf?ua=1>
 (accessed 0.5.11.19)

Unless otherwise noted, overweight refers to a BMI between 25kg and 29.9kg/m², obesity refers to a BMI greater than 30kg/m².

Different methodologies may have been used to collect this data and so data from different surveys may not be strictly comparable. Please check with original data sources for methodologies used.

Men



Survey type: Measured

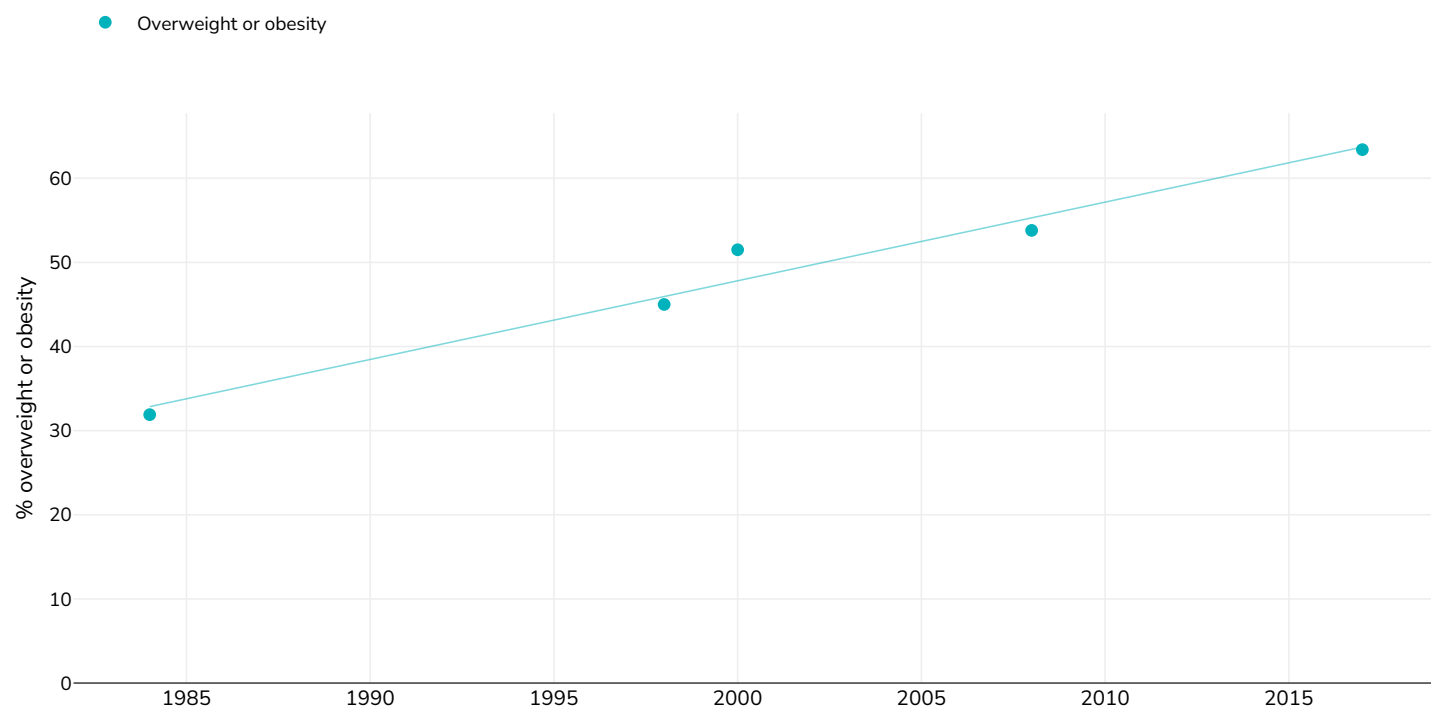
References: 1984, 1998: Benjelloun S. Nutrition transition in Morocco. *Public Health Nutrition*. 2002;5(1A):135-140
 2000: Personal Communication from Morocco Minister of Health. National Survey carried out in 2000. Details in press for *Journal of Hypertension* (April 03)
 2008: Rhazi K EL, Nejjari C, Zidouh A et al. Prevalence of obesity and associated sociodemographic and lifestyle factors in Morocco. *Public Health Nutrition* 2010;14(1)160-167
 2017: STEPS Morocco 2017/18. Enquête Nationale sur les Facteurs de Risque communs des Maladies Non Transmissibles 2017 – 2018 : Rapport. <https://www.who.int/ncds/surveillance/steps/STEPS-REPORT-2017-2018-Morocco-final.pdf?ua=1>
 (accessed 0.5.11.19)

Unless otherwise noted, overweight refers to a BMI between 25kg and 29.9kg/m², obesity refers to a BMI greater than 30kg/m².

Different methodologies may have been used to collect this data and so data from different surveys may not be strictly comparable. Please check with original data sources for methodologies used.

% Adults living with overweight or obesity in Morocco 1984-2017

Women



Survey
type:

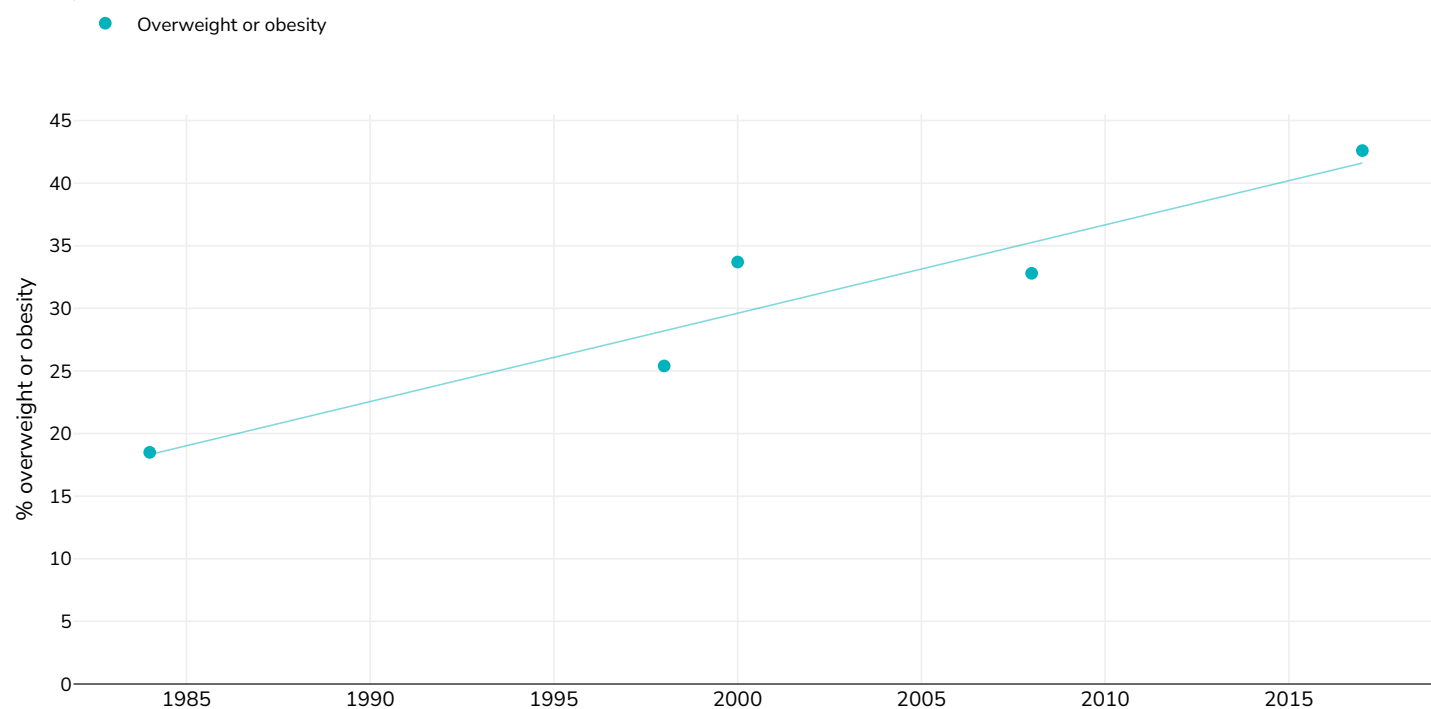
Measured

References: 1984, 1998: Benjelloun S. Nutrition transition in Morocco. *Public Health Nutrition*. 2002;5(1A):135-140
 2000: Personal Communication from Morocco Minister of Health. National Survey carried out in 2000. Details in press for *Journal of Hypertension* (April 03)
 2008: Rhazi K EL, Nejari C, Zidouh A et al. Prevalence of obesity and associated sociodemographic and lifestyle factors in Morocco. *Public Health Nutrition* 2010;14(1):160-167
 2017: STEPS Morocco 2017/18. Enquête Nationale sur les Facteurs de Risque communs des Maladies Non Transmissibles 2017 – 2018 : Rapport. <https://www.who.int/ncds/surveillance/steps/STEPS-REPORT-2017-2018-Morocco-final.pdf?ua=1> (accessed 0.5.11.19)

Unless otherwise noted, overweight refers to a BMI between 25kg and 29.9kg/m², obesity refers to a BMI greater than 30kg/m².

Different methodologies may have been used to collect this data and so data from different surveys may not be strictly comparable. Please check with original data sources for methodologies used.

Men



Survey
type:

Measured

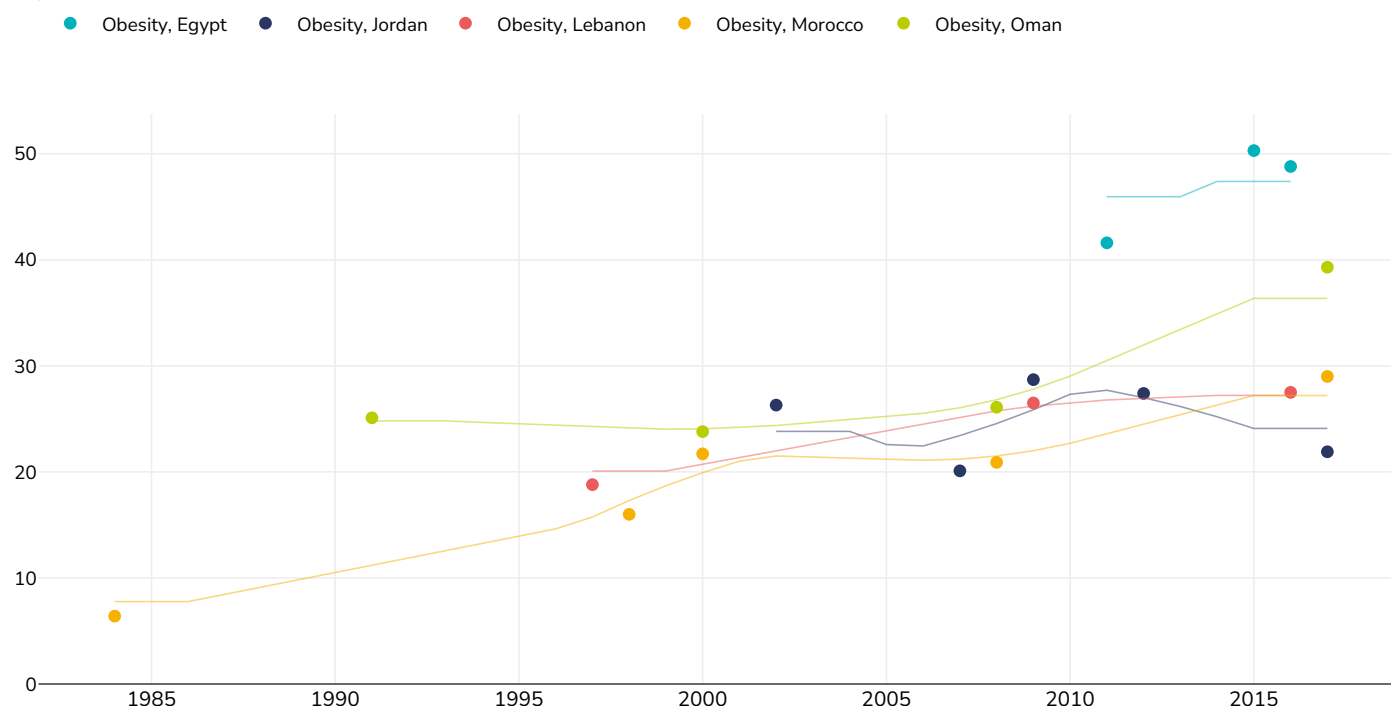
References: 1984, 1998: Benjelloun S. Nutrition transition in Morocco. *Public Health Nutrition*. 2002;5(1A):135-140
 2000: Personal Communication from Morocco Minister of Health. National Survey carried out in 2000. Details in press for *Journal of Hypertension* (April 03)
 2008: Rhazi K EL, Nejjari C, Zidouh A et al. Prevalence of obesity and associated sociodemographic and lifestyle factors in Morocco. *Public Health Nutrition* 2010;14(1)160-167
 2017: STEPS Morocco 2017/18. Enquête Nationale sur les Facteurs de Risque communs des Maladies Non Transmissibles 2017 – 2018 : Rapport. <https://www.who.int/ncds/surveillance/steps/STEPS-REPORT-2017-2018-Morocco-final.pdf?ua=1>
 (accessed 0.5.11.19)

Unless otherwise noted, overweight refers to a BMI between 25kg and 29.9kg/m², obesity refers to a BMI greater than 30kg/m².

Different methodologies may have been used to collect this data and so data from different surveys may not be strictly comparable. Please check with original data sources for methodologies used.

% Adults living with obesity in selected countries in the EMRO Region 1984-2017, selected countries

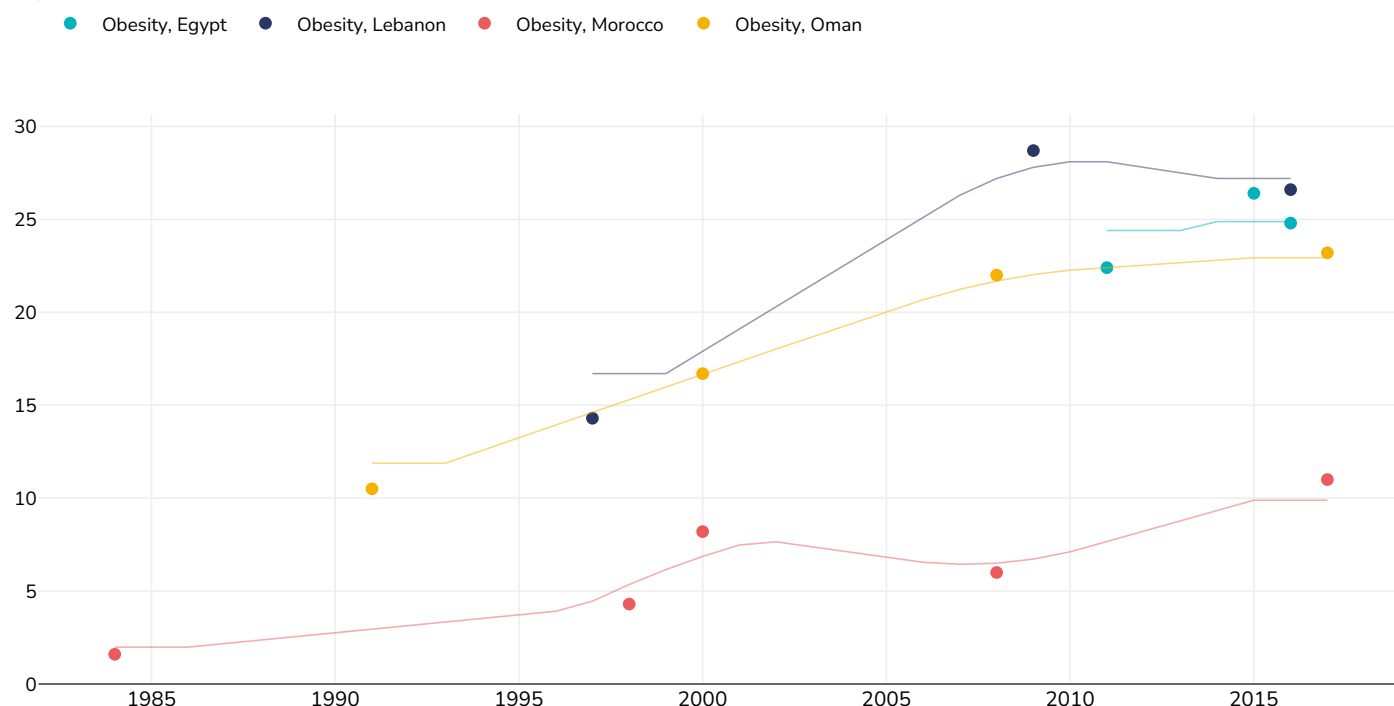
Women



- References:
- 1984, 1998: Benjelloun S. Nutrition transition in Morocco. *Public Health Nutrition*. 2002;5(1A):135-140
 - 1991: Al-Lawati JA, Jousilahti PJ. Prevalence and 10year secular trend of obesity in Oman. *Saudi Med J* 2004;25:346-351
 - 1997: Sibai AM, Hwalla N, Adra N, Rahal B. Prevalence and Covariates of Obesity in Lebanon: Findings from the First Epidemiological Study. *Obesity Research* 2003;11:1353-1361
 - 2000: Personal Communication from Morocco Minister of Health. National Survey carried out in 2000. Details in press for *Journal of Hypertension* (April 03)
 - 2002: WHO Infobase, Macro international data
 - 2007: Department of Statistics [Jordan] and Macro International. 2008. *Jordan Population and Family Health Survey 2007: Key Findings*. Calverton, Maryland, USA: Department of Statistics and Macro International.
 - 2008: Rhazi K EL, Nejari C, Zidouh A et al. Prevalence of obesity and associated sociodemographic and lifestyle factors in Morocco. *Public Health Nutrition* 2010;14(1):160-167
 - 2009: WHO STEPS Report 2009 Lebanon
 - 2011: WHO EMRO Egypt STEPS Survey 2011-12
 - 2012: Department of Statistics/Jordan and ICF International. 2013. *Jordan Population and Family Health Survey 2012*. Calverton, Maryland, USA: Department of Statistics/Jordan and ICF International.
 - 2015: Ministry of Health and Population/Egypt, El-Zanaty and Associates/Egypt, and ICF International. 2015. *Egypt Health Issues Survey 2015*. Cairo, Egypt: Ministry of Health and Population/Egypt and ICF International. Available at <http://dhsprogram.com/publications/publication-FR313-DHS-Final-Reports.cfm#sthash.StgV9s6X.dpuf>
 - 2016: WHO STEPWISE APPROACH FOR NON-COMMUNICABLE DISEASESRISK FACTOR SURVEILLANCE, Lebanon, 2016-2017 https://www.who.int/ncds/surveillance/steps/Lebanon_STEPS_report_2016-2017.pdf?ua=1 (last accessed 16.10.19)
 - 2017: Executive Summary. Oman National Non-Communicable Disease & their Risk Factors Survey 2017 https://mohcsr.gov.om/wp-content/uploads/2019/01/Executive-Summary_NCDsurvey2017_En.pdf (last accessed 17.10.19)

Different methodologies may have been used to collect this data and so data from different surveys may not be strictly comparable. Please check with original data sources for methodologies used.

Men

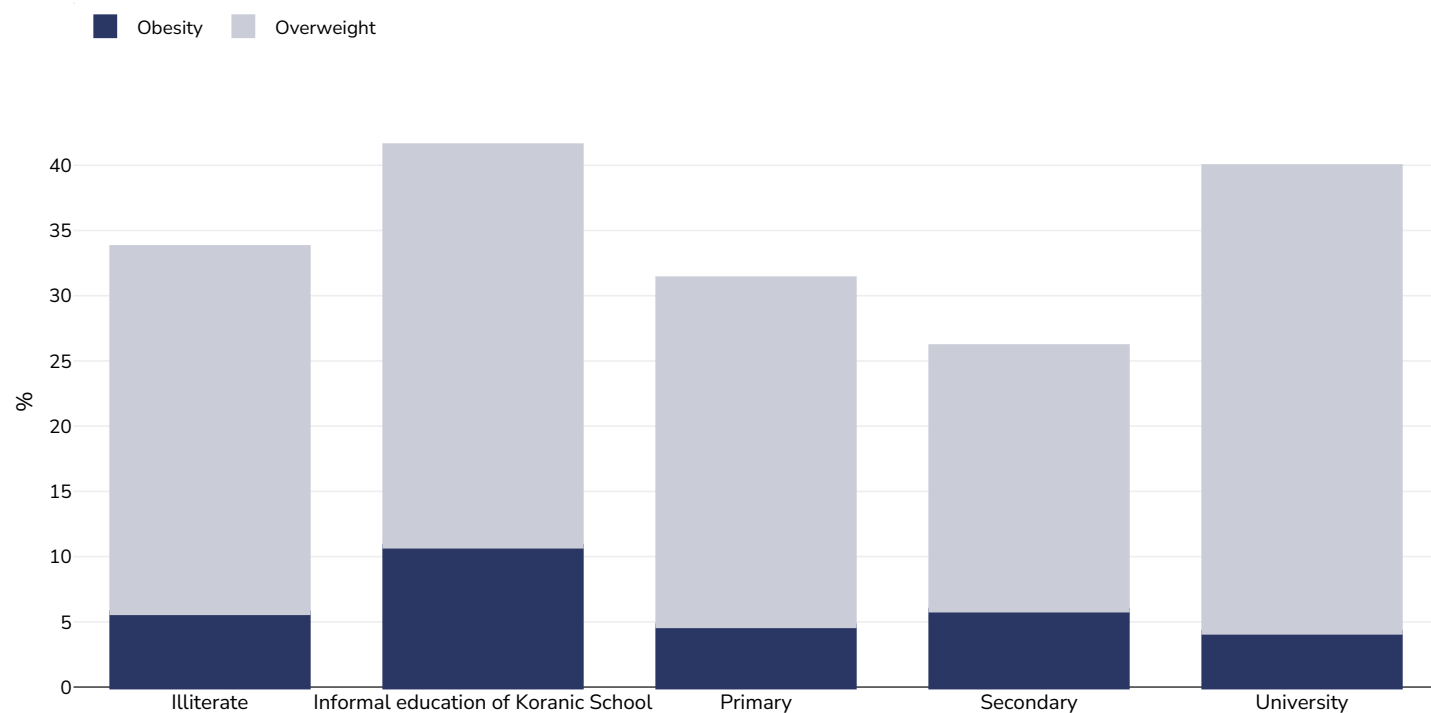


- References:
- 1984, 1998: Benjelloun S. Nutrition transition in Morocco. *Public Health Nutrition*. 2002;5(1A):135-140
 - 1991: AL-Lawati JA, Jousilahti PJ. Prevalence and 10year secular trend of obesity in Oman. *Saudi Med J* 2004;25:346-351
 - 1997: Sibai AM, Hwalla N, Adra N, Rahal B. Prevalence and Covariates of Obesity in Lebanon: Findings from the First Epidemiological Study. *Obesity Research* 2003;11:1353-1361
 - 2000: Personal Communication from Morocco Minister of Health. National Survey carried out in 2000. Details in press for *Journal of Hypertension* (April 03)
 - 2002: WHO Infobase, Macro international data
 - 2007: Department of Statistics [Jordan] and Macro International. 2008. *Jordan Population and Family Health Survey 2007: Key Findings*. Calverton, Maryland, USA: Department of Statistics and Macro International.
 - 2008: Rhazi K EL, Nejari C, Zidouh A et al. Prevalence of obesity and associated sociodemographic and lifestyle factors in Morocco. *Public Health Nutrition* 2010;14(1):160-167
 - 2009: WHO STEPS Report 2009 Lebanon
 - 2011: WHO EMRO Egypt STEPS Survey 2011-12
 - 2012: Department of Statistics/Jordan and ICF International. 2013. *Jordan Population and Family Health Survey 2012*. Calverton, Maryland, USA: Department of Statistics/Jordan and ICF International.
 - 2015: Ministry of Health and Population/Egypt, El-Zanaty and Associates/Egypt, and ICF International. 2015. *Egypt Health Issues Survey 2015*. Cairo, Egypt: Ministry of Health and Population/Egypt and ICF International. Available at <http://dhsprogram.com/publications/publication-FR313-DHS-Final-Reports.cfm#sthash.StgV9s6X.dpuf>
 - 2016: WHO STEPWISE APPROACH FOR NON-COMMUNICABLE DISEASESRISK FACTOR SURVEILLANCE, Lebanon, 2016-2017 https://www.who.int/ncds/surveillance/steps/Lebanon_STEPS_report_2016-2017.pdf?ua=1 (last accessed 16.10.19)
 - 2017: Executive Summary. Oman National Non-Communicable Disease & their Risk Factors Survey 2017 https://mohcsr.gov.om/wp-content/uploads/2019/01/Executive-Summary_NCDsurvey2017_En.pdf (last accessed 17.10.19)

Different methodologies may have been used to collect this data and so data from different surveys may not be strictly comparable. Please check with original data sources for methodologies used.

Overweight/obesity by education

Men, 2008



Survey type: Measured

Age: 18+

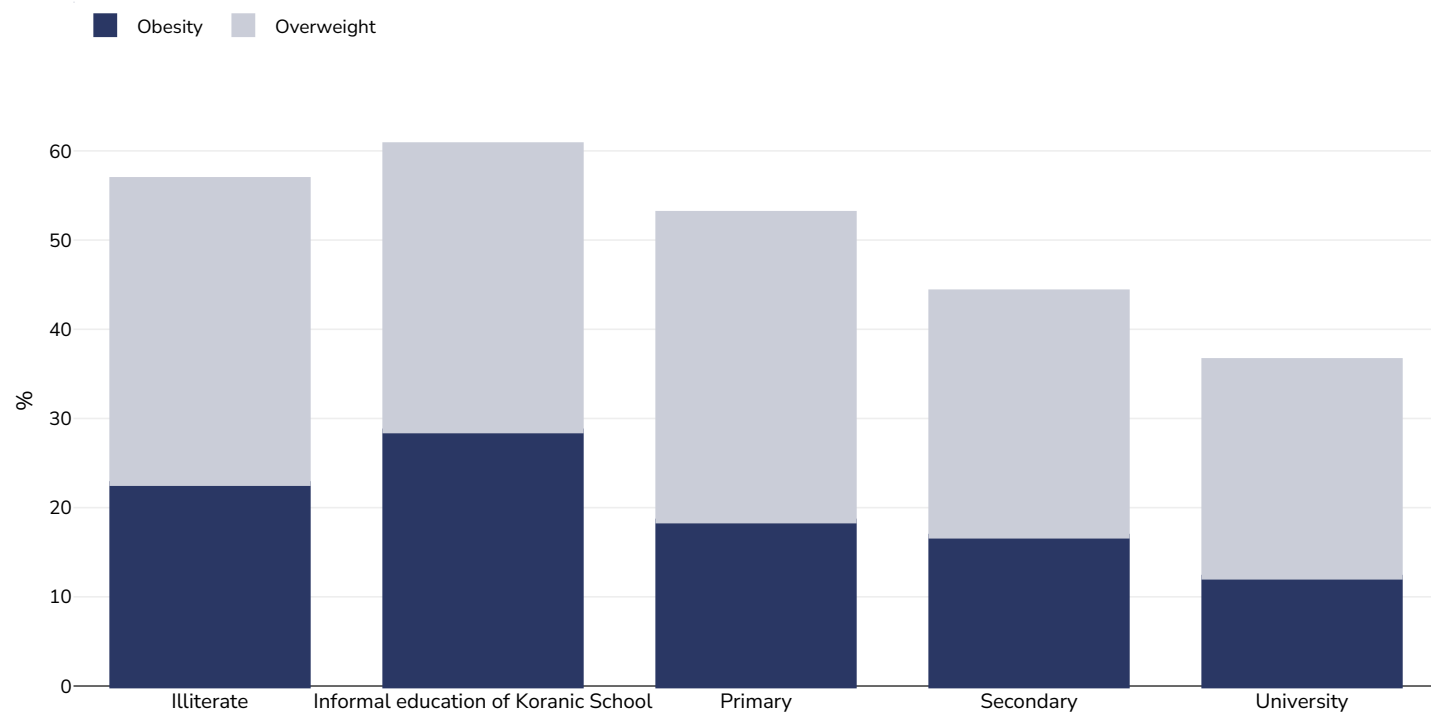
Sample size: 2891

Area covered: National

References: Rhazi K El, Nejjari C, Zidouh A et al. Prevalence of obesity and associated sociodemographic and lifestyle factors in Morocco. *Public Health Nutrition* 2010;14(1):160-167

Unless otherwise noted, overweight refers to a BMI between 25kg and 29.9kg/m², obesity refers to a BMI greater than 30kg/m².

Women, 2008

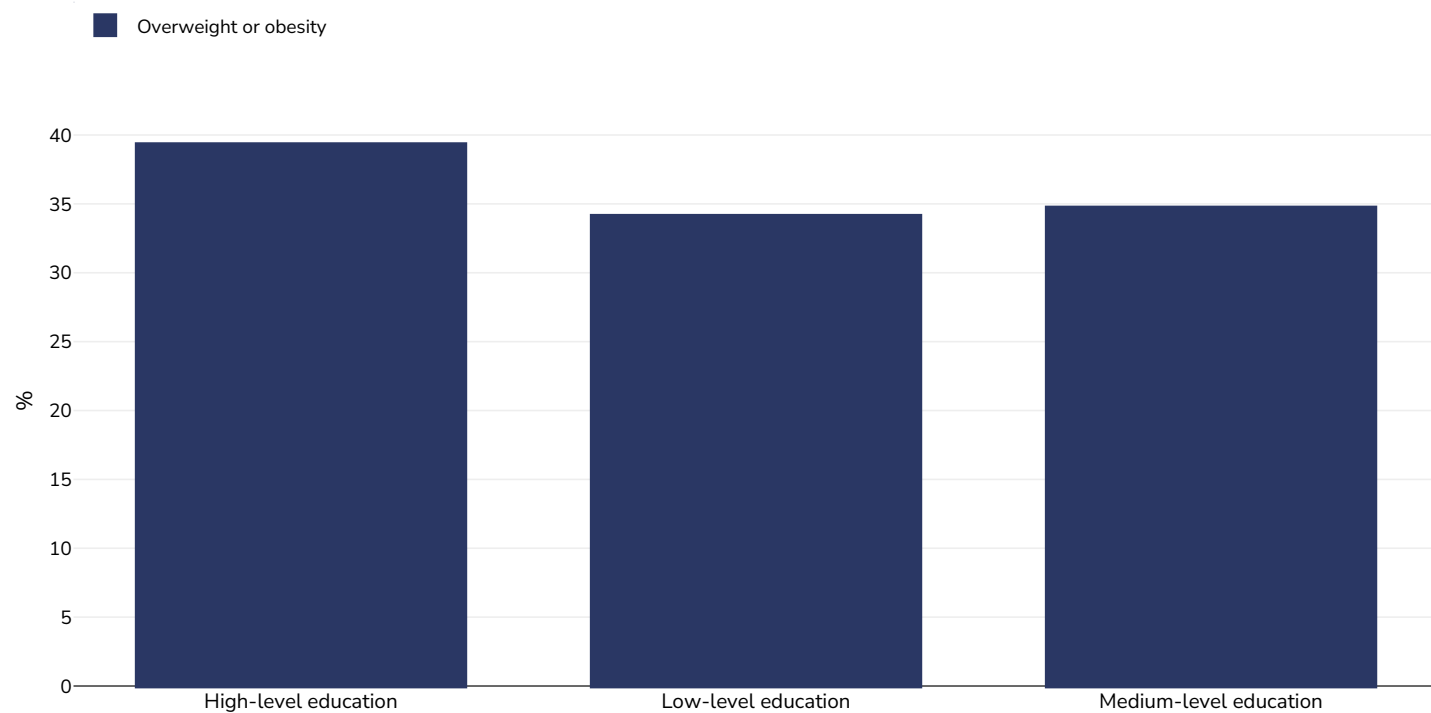


Survey type:	Measured
Age:	18+
Sample size:	2891
Area covered:	National

References: Rhazi K El, Nejari C, Zidouh A et al. Prevalence of obesity and associated sociodemographic and lifestyle factors in Morocco. *Public Health Nutrition* 2010;14(1)160-167

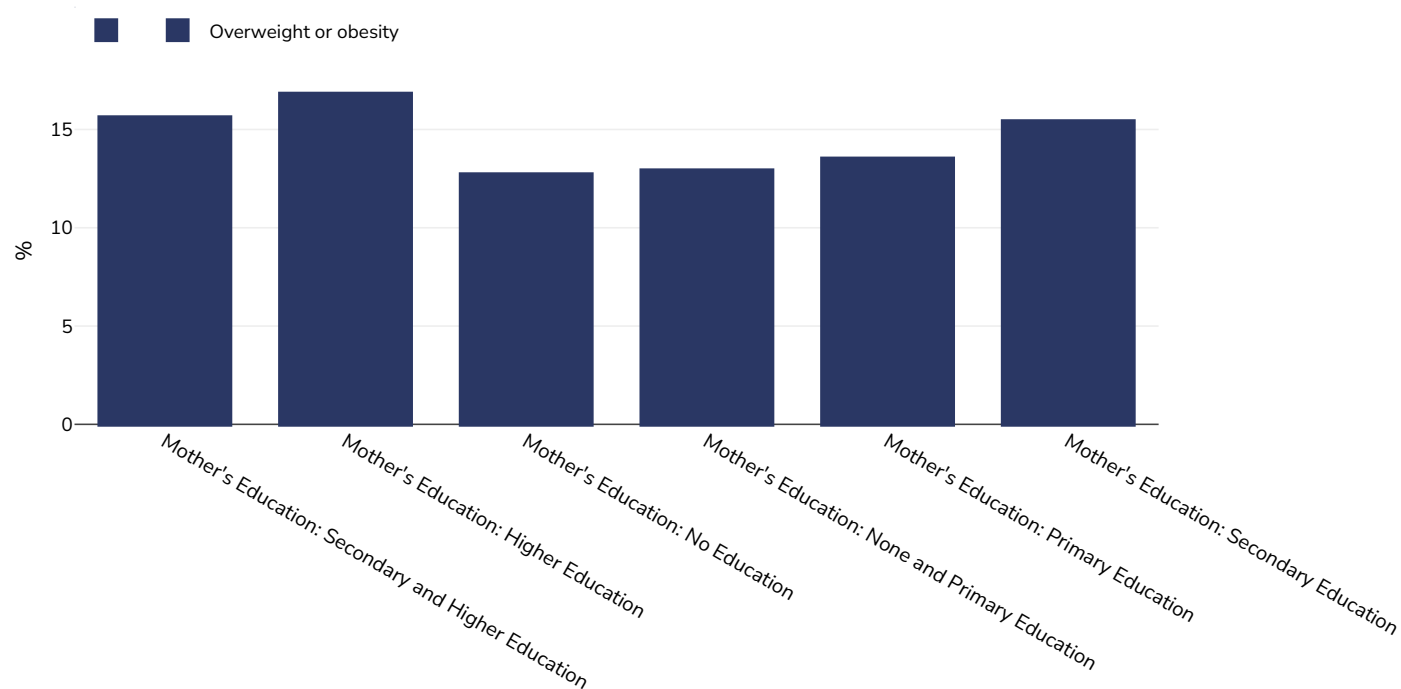
Unless otherwise noted, overweight refers to a BMI between 25kg and 29.9kg/m², obesity refers to a BMI greater than 30kg/m².

Children, 2010



Survey type:	Measured
Age:	7-14
Sample size:	302
Area covered:	Rabat
References:	Prevalence of obesity and overweight in children: a study in government primary schools in Rabat, Morocco. https://pubmed.ncbi.nlm.nih.gov/22227044/ (last accessed 05.06.2022)

Infants, 2003-2004



Sample size: 5446

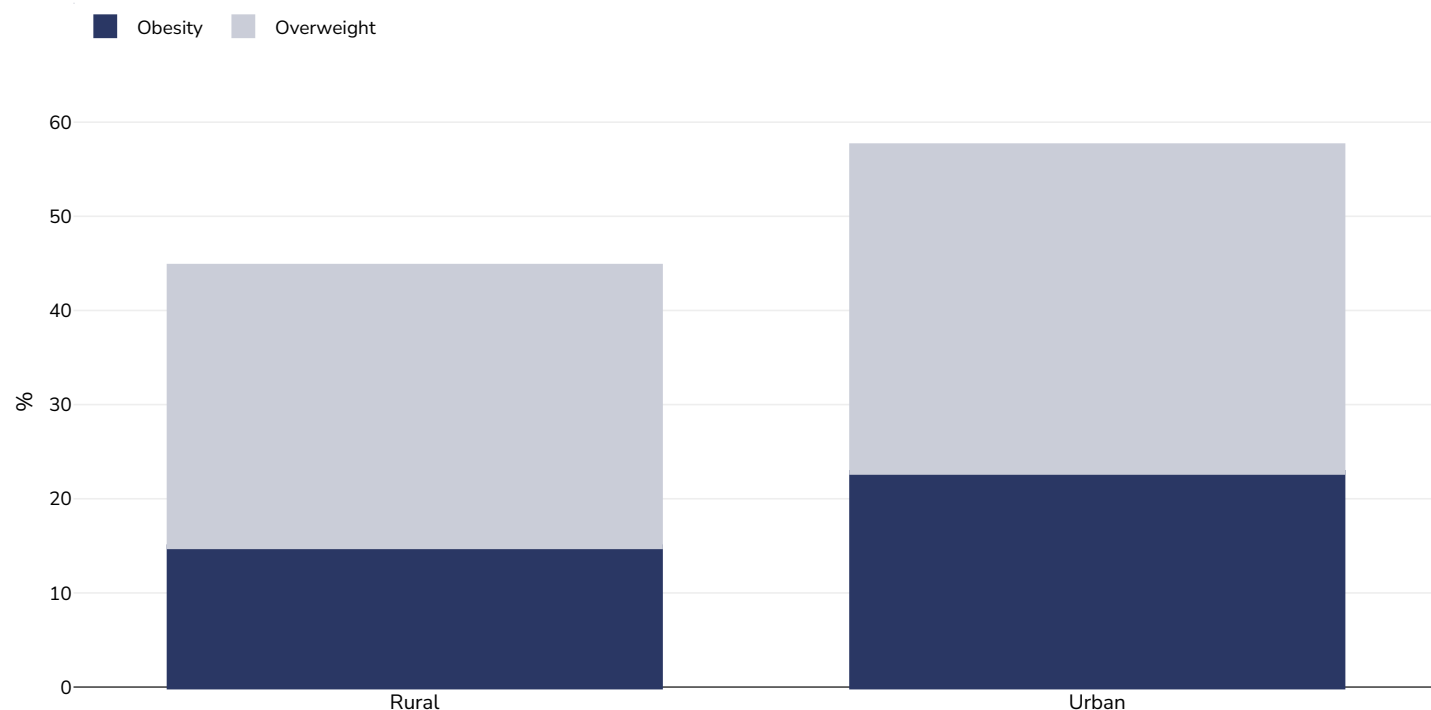
References: DHS: Enquête dur la population et la santé familiale (EPSF) 2003-2004. Demographic and Health Surveys. Calverton, Maryland, USA: Ministère de la Santé et ORC Macro, 2005

Notes: UNICEF/WHO/World Bank Joint Child Malnutrition Estimates Expanded Database: Overweight (Survey Estimates), May 2023, New York. For more information about the methodology, please consult <https://data.unicef.org/resources/jme-2023-country-consultations/> Percentage of children under 5 years of age falling above 2 standard deviations (moderate and severe) from the median weight-for-height of the reference population.

Definitions: =>+2SD

Overweight/obesity by region

Adults, 2017-2018



Survey type: Measured

Age: 18+

Sample size: 5261

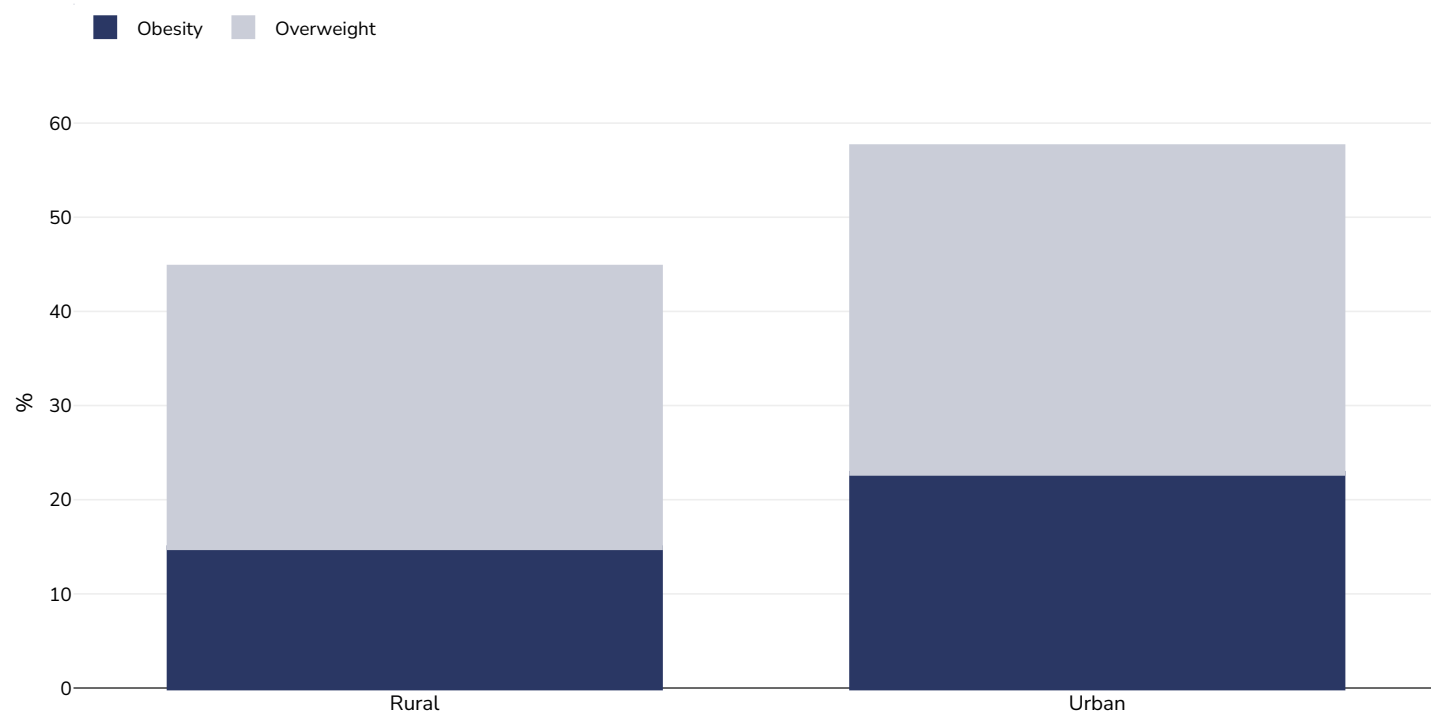
Area covered: National

References: STEPS Morocco 2017/18. Enquête Nationale sur les Facteurs de Risque communs des Maladies Non Transmissibles 2017 – 2018 : Rapport. <https://www.who.int/ncds/surveillance/steps/STEPS-REPORT-2017-2018-Morocco-final.pdf?ua=1> (accessed 0.5.11.19)

Notes: STEPS

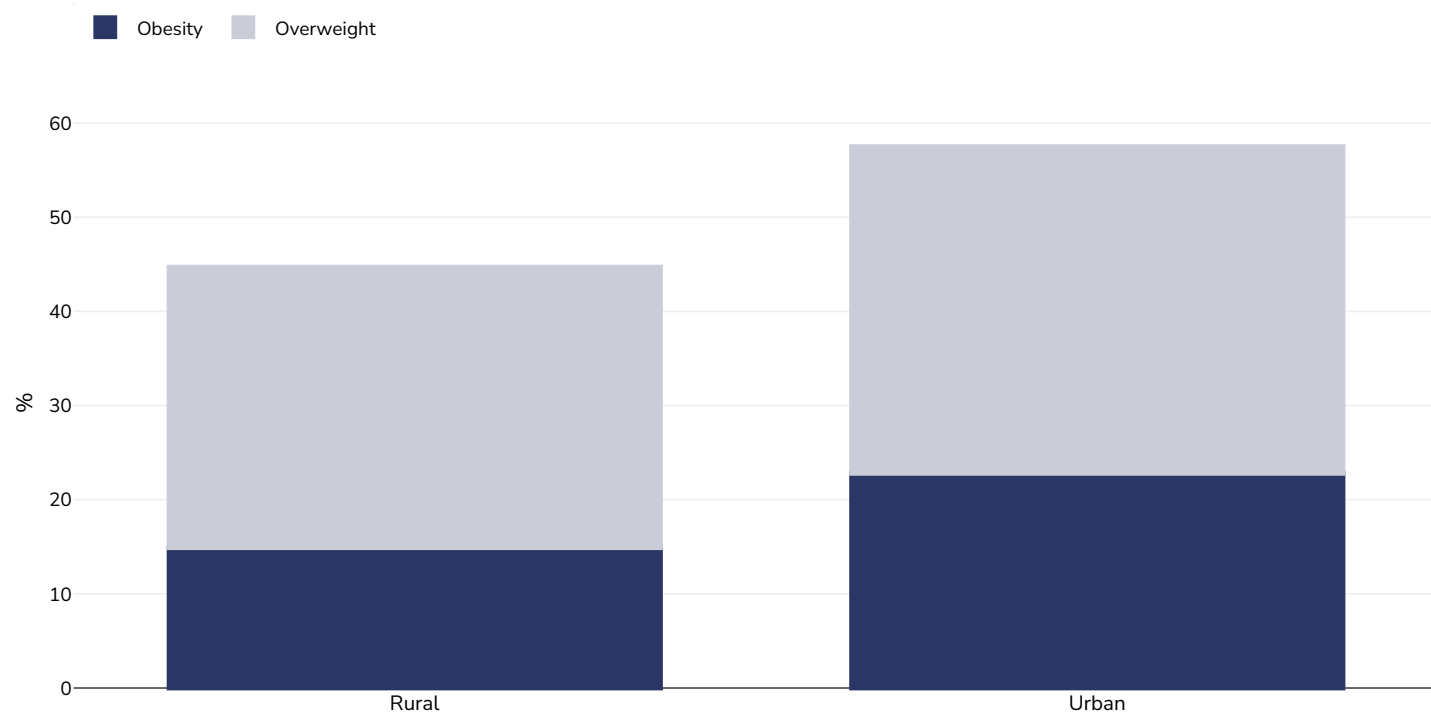
Unless otherwise noted, overweight refers to a BMI between 25kg and 29.9kg/m², obesity refers to a BMI greater than 30kg/m².

Children, 2010



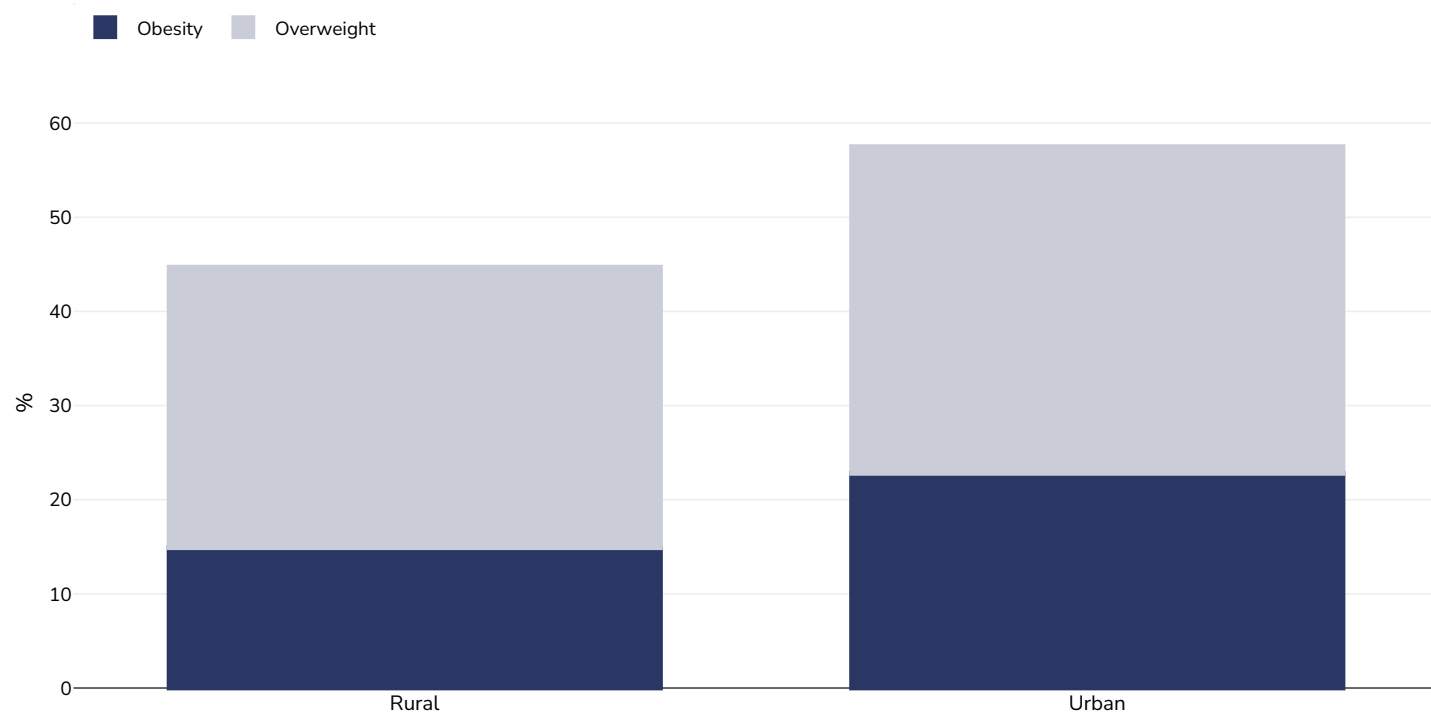
Survey type:	Measured
Age:	7-14
Sample size:	1588
Area covered:	Rabat
References:	Prevalence of obesity and overweight in children: a study in government primary schools in Rabat, Morocco. https://pubmed.ncbi.nlm.nih.gov/22227044/ (last accessed 05.06.2022)

Boys, 2010



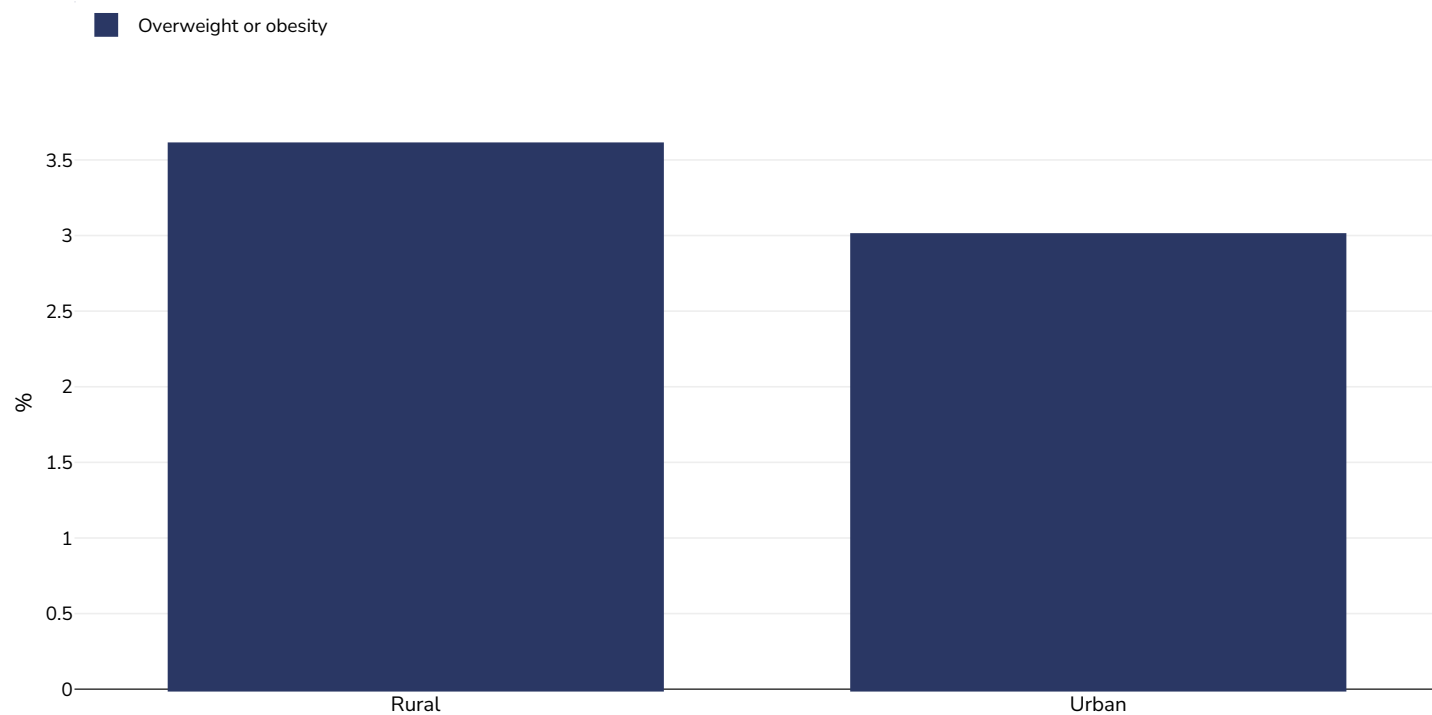
Survey type:	Measured
Age:	7-14
Sample size:	1588
Area covered:	Rabat
References:	Prevalence of obesity and overweight in children: a study in government primary schools in Rabat, Morocco. https://pubmed.ncbi.nlm.nih.gov/22227044/ (last accessed 05.06.2022)

Girls, 2010



Survey type:	Measured
Age:	7-14
Sample size:	1588
Area covered:	Rabat
References:	Prevalence of obesity and overweight in children: a study in government primary schools in Rabat, Morocco. https://pubmed.ncbi.nlm.nih.gov/22227044/ (last accessed 05.06.2022)

Infants, 2019-2020



References:

NNS: ENQUETE NATIONALE SUR LA NUTRITION (ENN 2019-2020)

Notes:

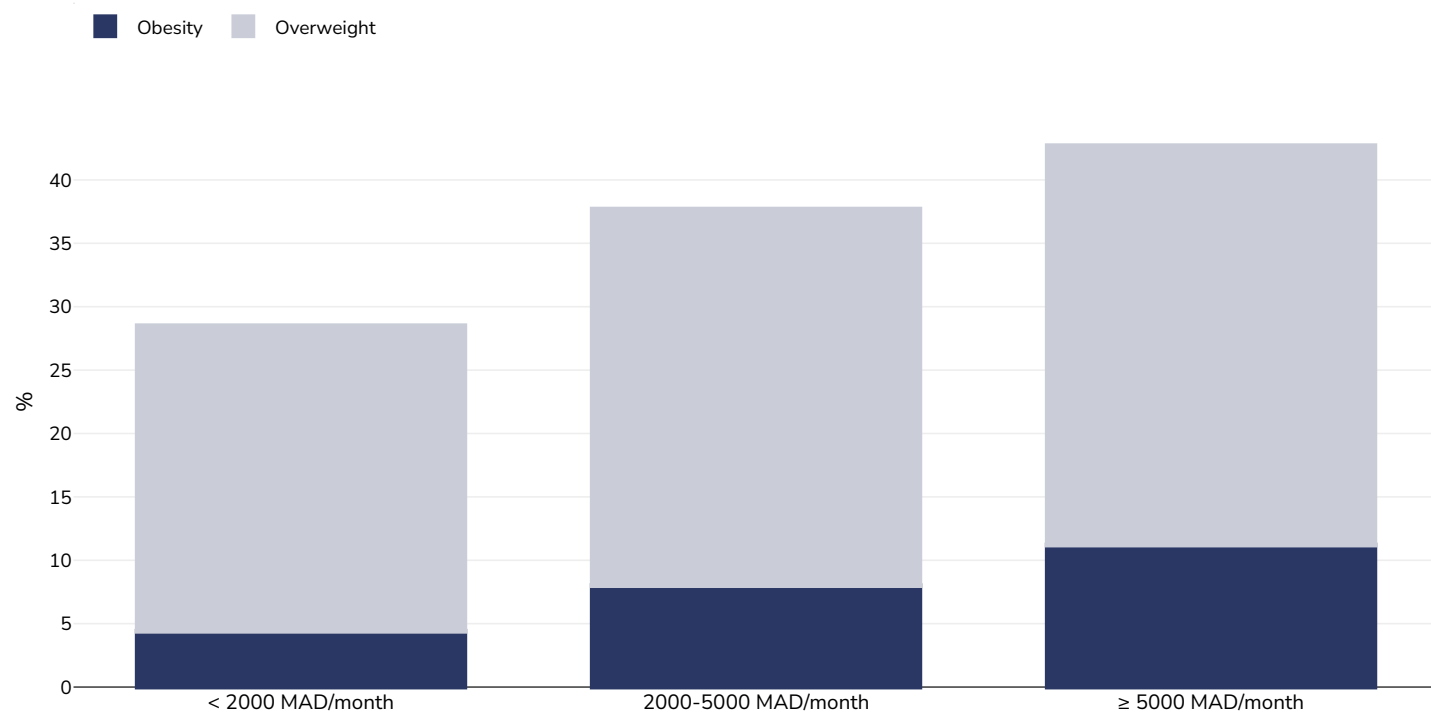
UNICEF/WHO/World Bank Joint Child Malnutrition Estimates Expanded Database: Overweight (Survey Estimates), May 2023, New York. For more information about the methodology, please consult <https://data.unicef.org/resources/jme-2023-country-consultations/> Percentage of children under 5 years of age falling above 2 standard deviations (moderate and severe) from the median weight-for-height of the reference population.

Definitions:

=>+2SD

Overweight/obesity by socio-economic group

Men, 2008

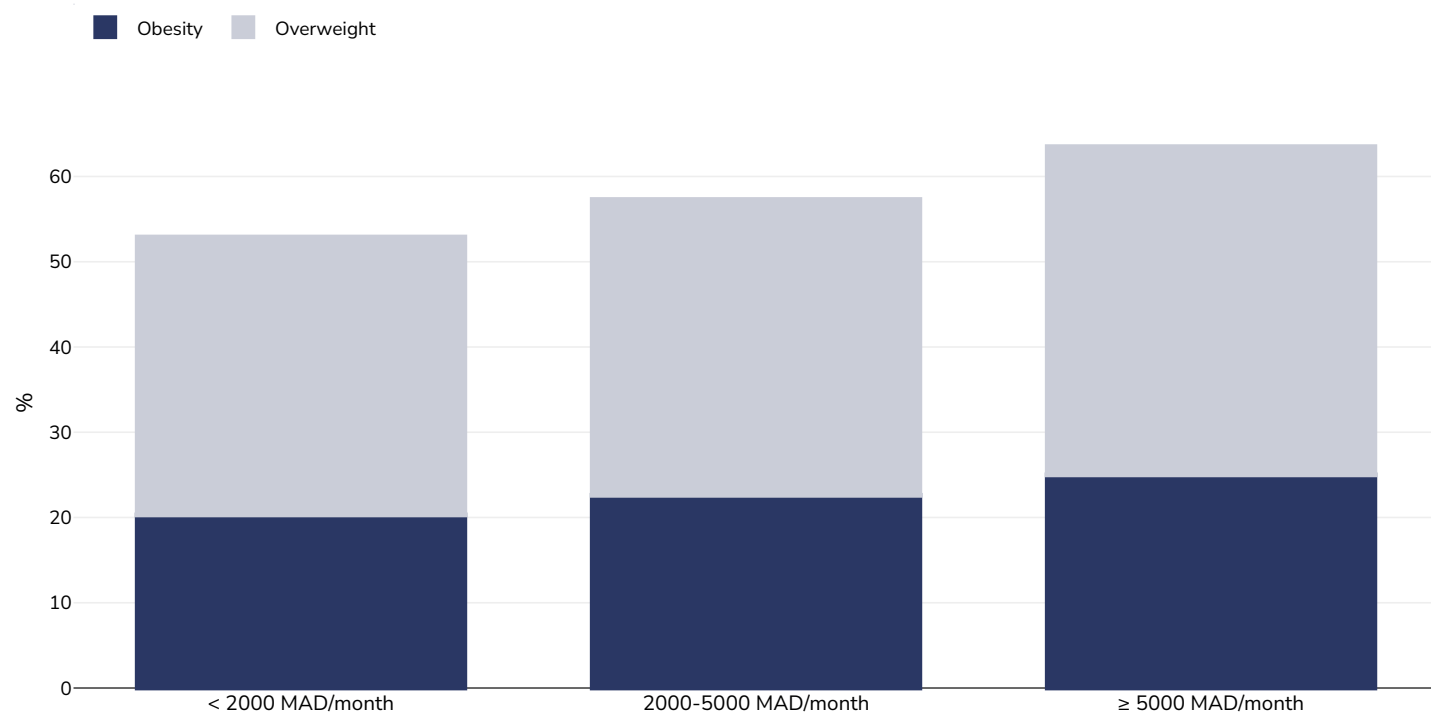


Survey type:	Measured
Age:	18+
Sample size:	2891
Area covered:	National

References: Rhazi K El, Nejari C, Zidouh A et al. Prevalence of obesity and associated sociodemographic and lifestyle factors in Morocco. *Public Health Nutrition* 2010;14(1):160-167

Unless otherwise noted, overweight refers to a BMI between 25kg and 29.9kg/m², obesity refers to a BMI greater than 30kg/m².

Women, 2008

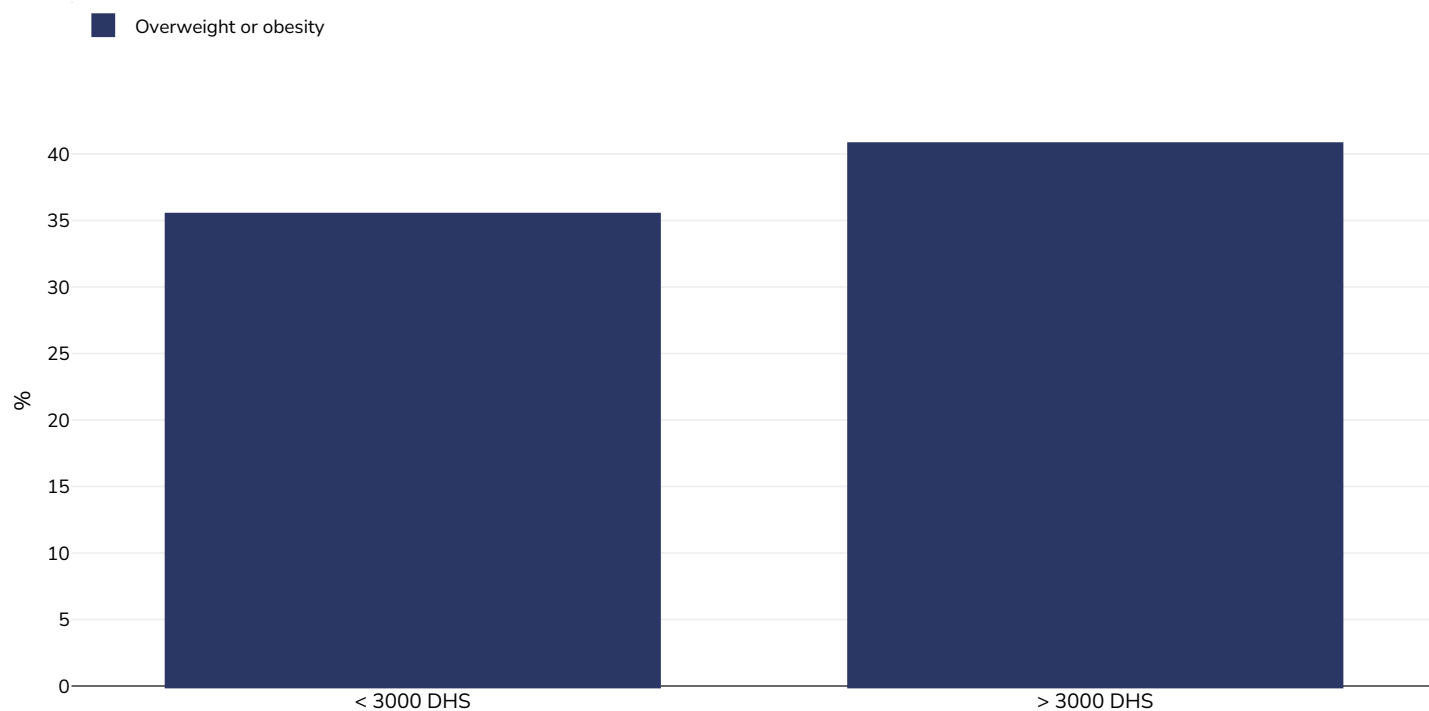


Survey type:	Measured
Age:	18+
Sample size:	2891
Area covered:	National

References: Rhazi K El, Nejari C, Zidouh A et al. Prevalence of obesity and associated sociodemographic and lifestyle factors in Morocco. Public Health Nutrition 2010;14(1)160-167

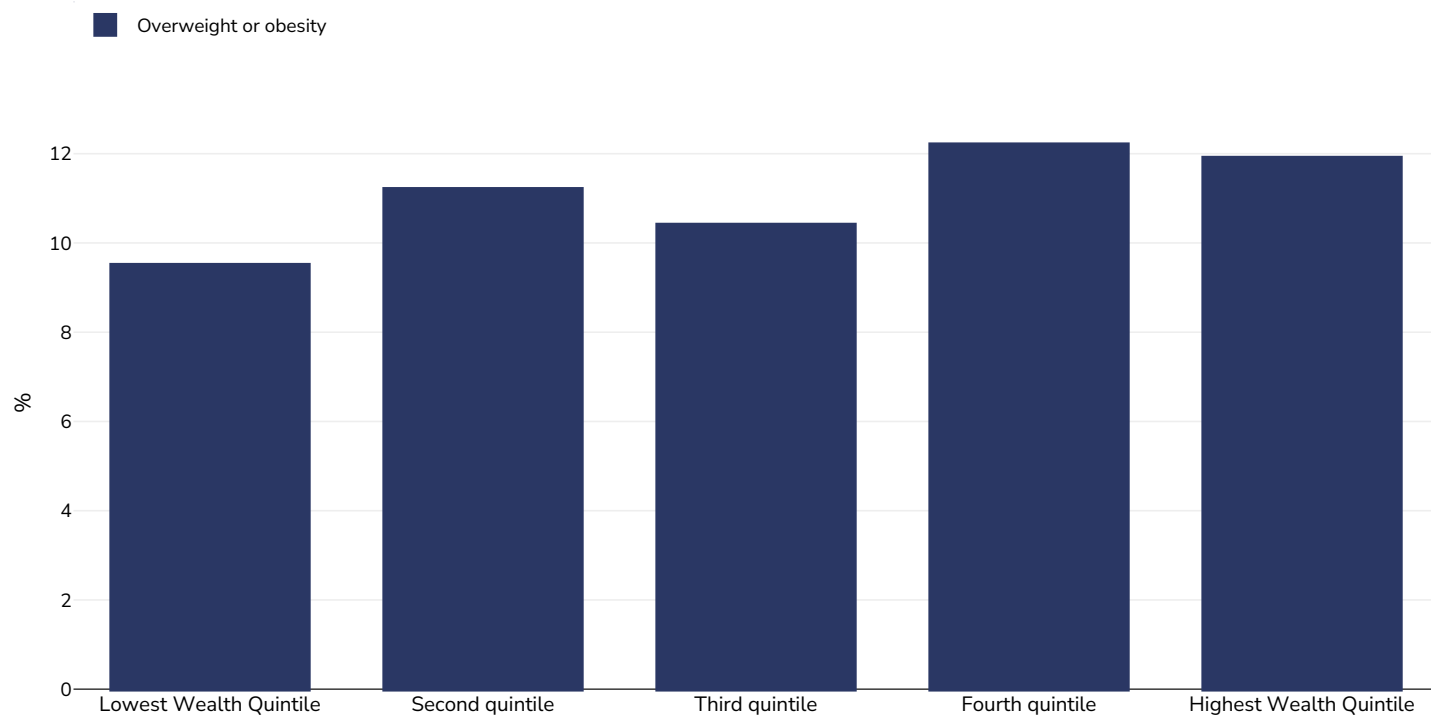
Unless otherwise noted, overweight refers to a BMI between 25kg and 29.9kg/m², obesity refers to a BMI greater than 30kg/m².

Children, 2010



Survey type:	Measured
Age:	7-14
Sample size:	234
Area covered:	Rabat
References:	Prevalence of obesity and overweight in children: a study in government primary schools in Rabat, Morocco. https://pubmed.ncbi.nlm.nih.gov/22227044/ (last accessed 05.06.2022)

Infants, 2017-2018



Sample size: 5936

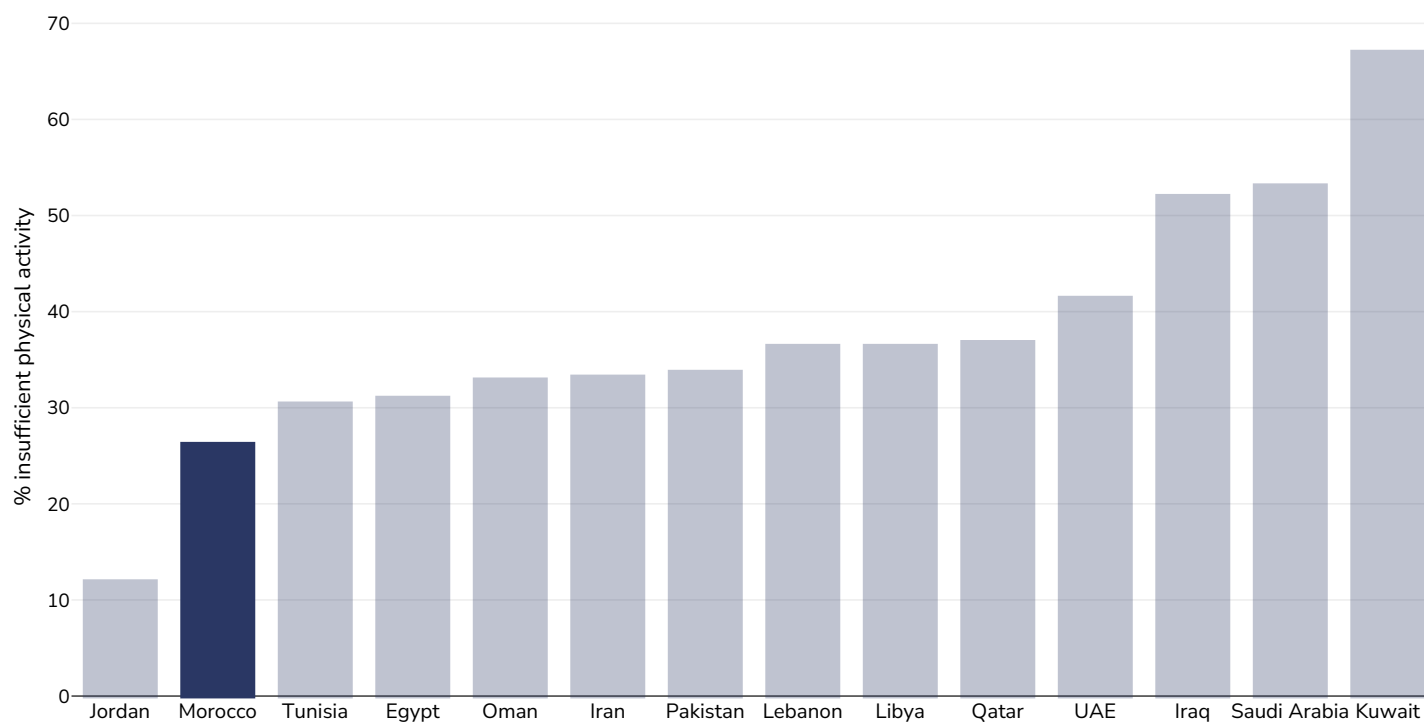
References: PAFAM: Enquête Nationale sur la Population et la Santé Familiale (ENPSF) -2017-2018

Notes: UNICEF/WHO/World Bank Joint Child Malnutrition Estimates Expanded Database: Overweight (Survey Estimates), May 2023, New York. For more information about the methodology, please consult <https://data.unicef.org/resources/jme-2023-country-consultations/> Percentage of children under 5 years of age falling above 2 standard deviations (moderate and severe) from the median weight-for-height of the reference population.

Definitions: =>+2SD

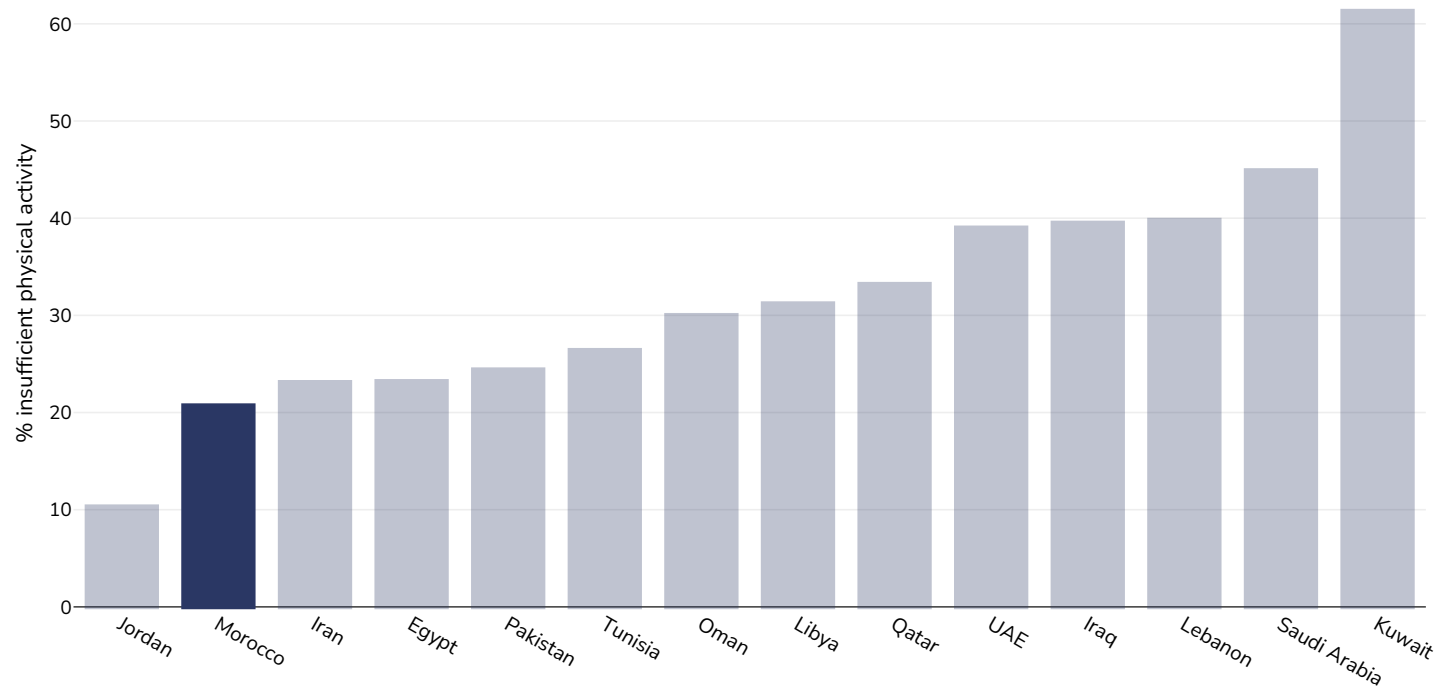
Insufficient physical activity

Adults, 2016



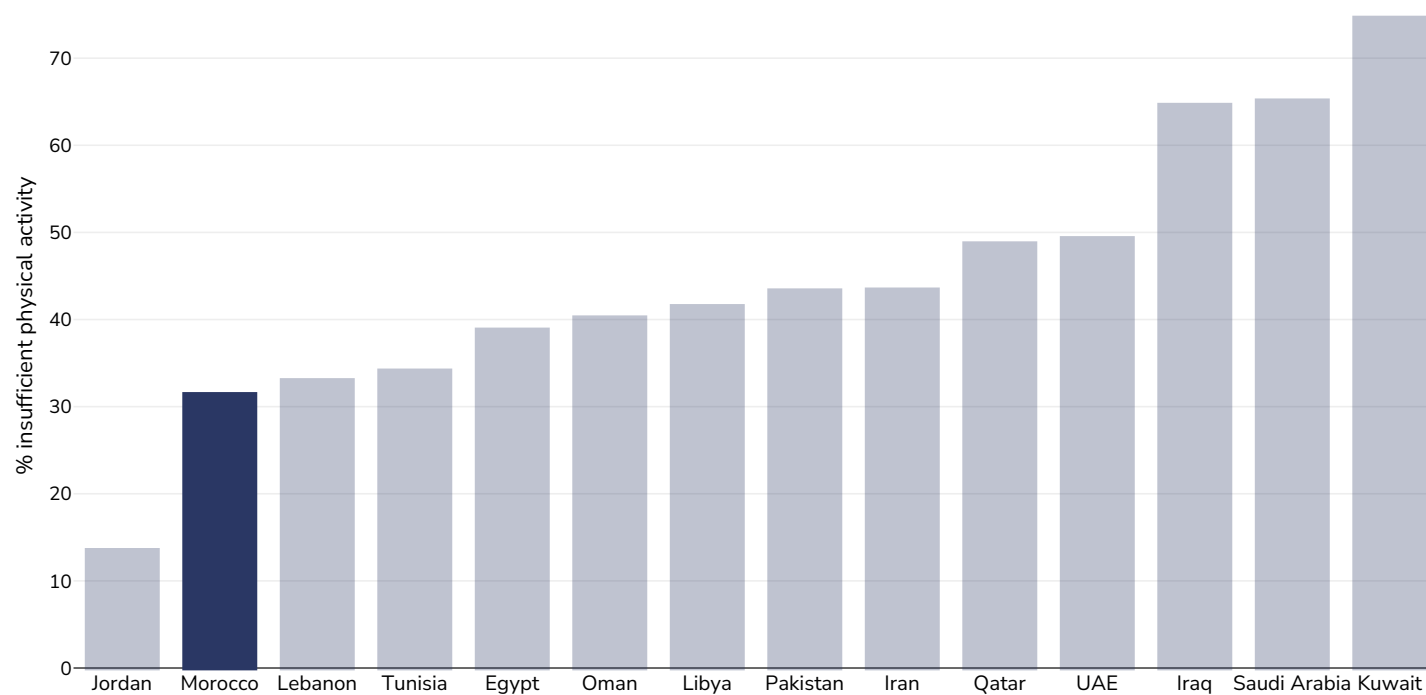
References: Guthold R, Stevens GA, Riley LM, Bull FC. Worldwide trends in insufficient physical activity from 2001 to 2016: a pooled analysis of 358 population-based surveys with 1.9 million participants. Lancet 2018 [http://dx.doi.org/10.1016/S2214-109X\(18\)30357-7](http://dx.doi.org/10.1016/S2214-109X(18)30357-7)

Men, 2016



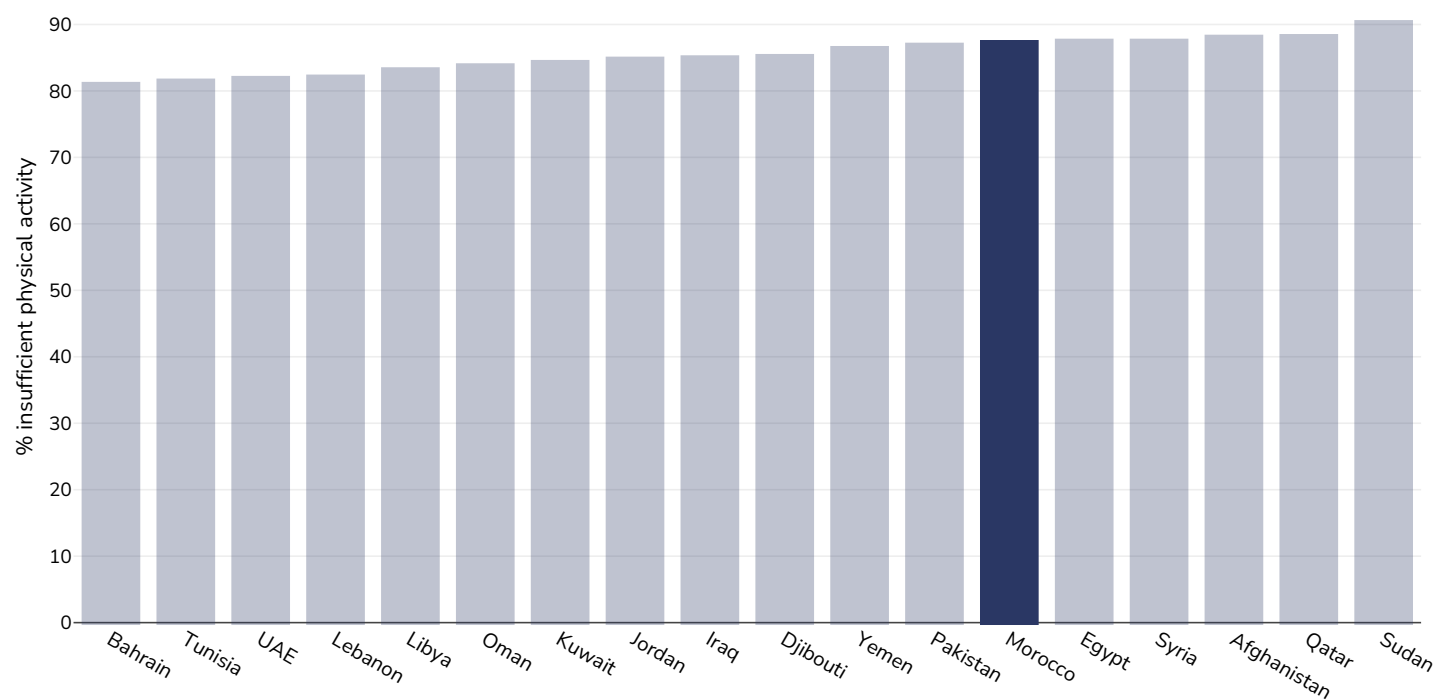
References: Guthold R, Stevens GA, Riley LM, Bull FC. Worldwide trends in insufficient physical activity from 2001 to 2016: a pooled analysis of 358 population-based surveys with 1.9 million participants. *Lancet* 2018 [http://dx.doi.org/10.1016/S2214-109X\(18\)30357-7](http://dx.doi.org/10.1016/S2214-109X(18)30357-7)

Women, 2016



References: Guthold R, Stevens GA, Riley LM, Bull FC. Worldwide trends in insufficient physical activity from 2001 to 2016: a pooled analysis of 358 population-based surveys with 1.9 million participants. Lancet 2018 [http://dx.doi.org/10.1016/S2214-109X\(18\)30357-7](http://dx.doi.org/10.1016/S2214-109X(18)30357-7)

Children, 2016



Survey type: Self-reported

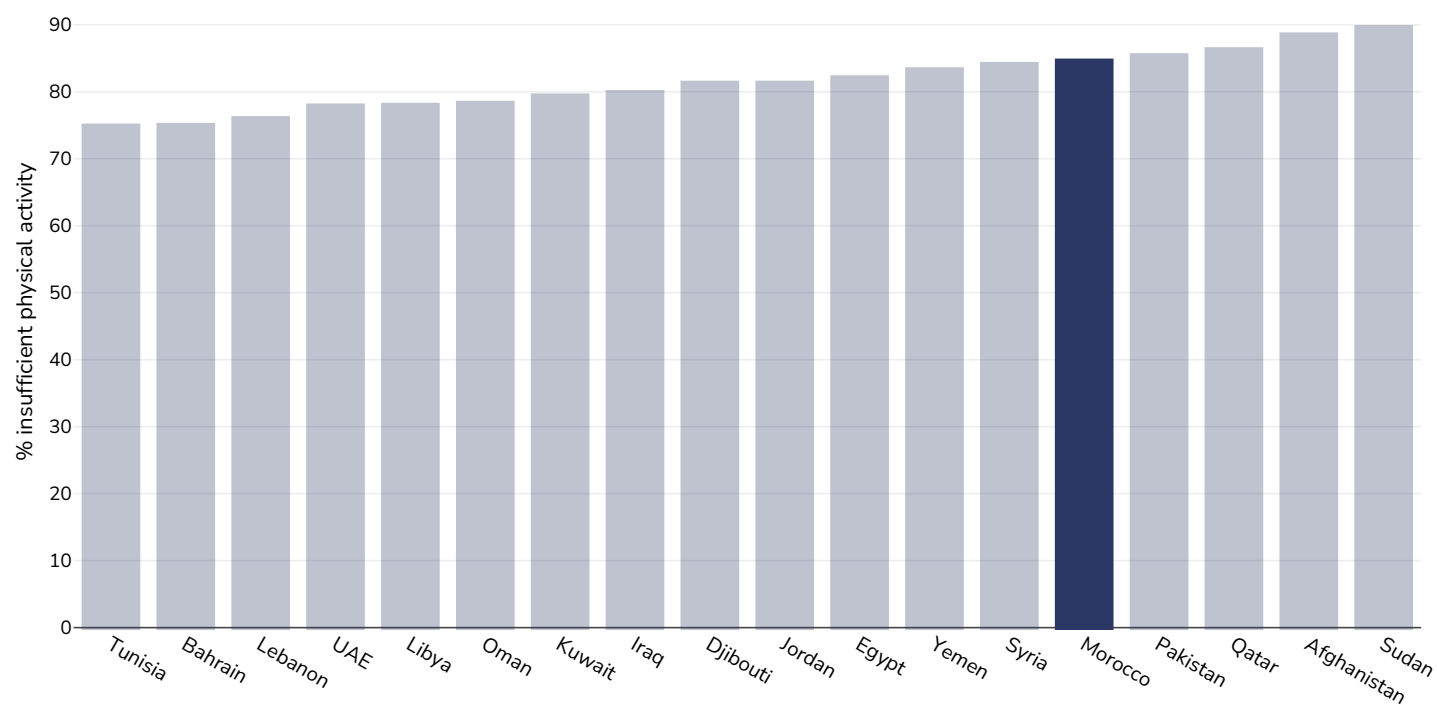
Age: 11-17

References: Global Health Observatory data repository, World Health Organisation, <https://apps.who.int/gho/data/node.main.A893ADO?lang=en> (last accessed 16.03.21)

Notes: % of school going adolescents not meeting WHO recommendations on Physical Activity for Health, i.e. doing less than 60 minutes of moderate- to vigorous-intensity physical activity daily.

Definitions: % Adolescents insufficiently active (age standardised estimate)

Boys, 2016



Survey type: Self-reported

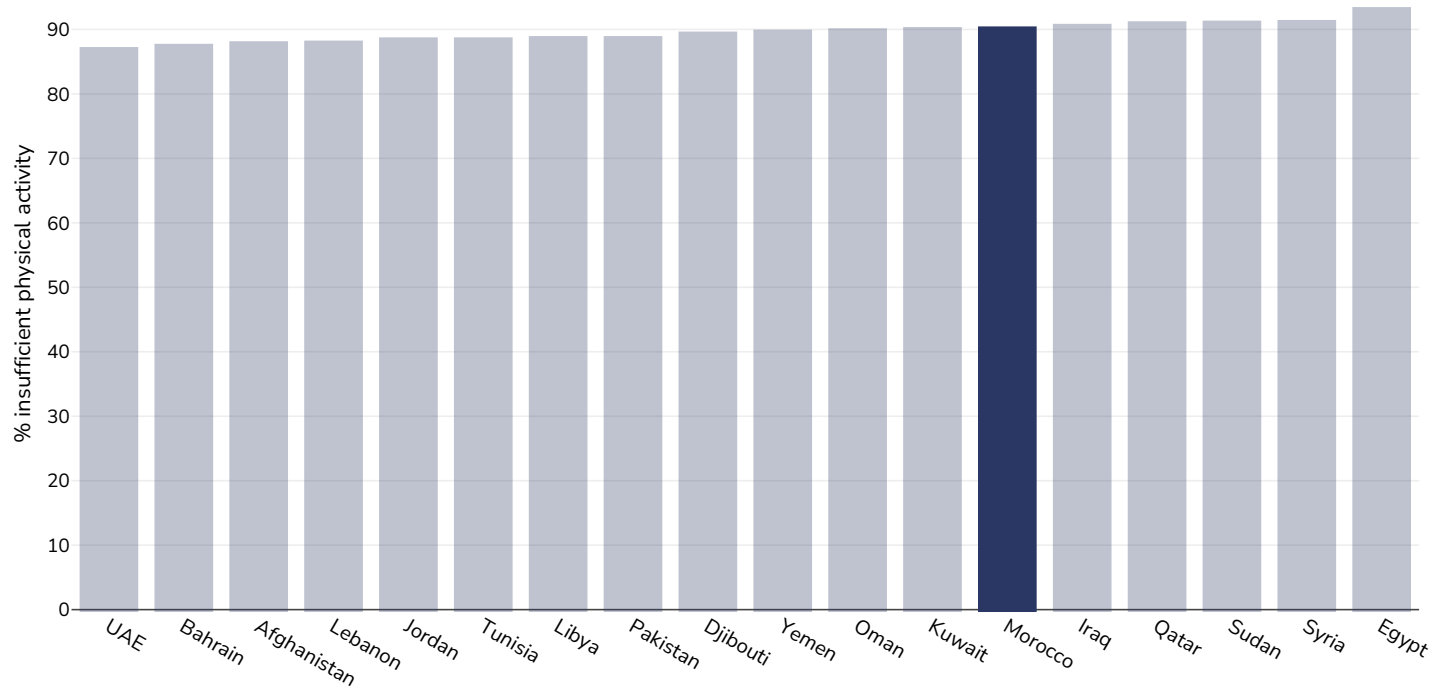
Age: 11-17

References: Global Health Observatory data repository, World Health Organisation, <https://apps.who.int/gho/data/node.main.A893ADO?lang=en> (last accessed 16.03.21)

Notes: % of school going adolescents not meeting WHO recommendations on Physical Activity for Health, i.e. doing less than 60 minutes of moderate- to vigorous-intensity physical activity daily.

Definitions: % Adolescents insufficiently active (age standardised estimate)

Girls, 2016



Survey type: Self-reported

Age: 11-17

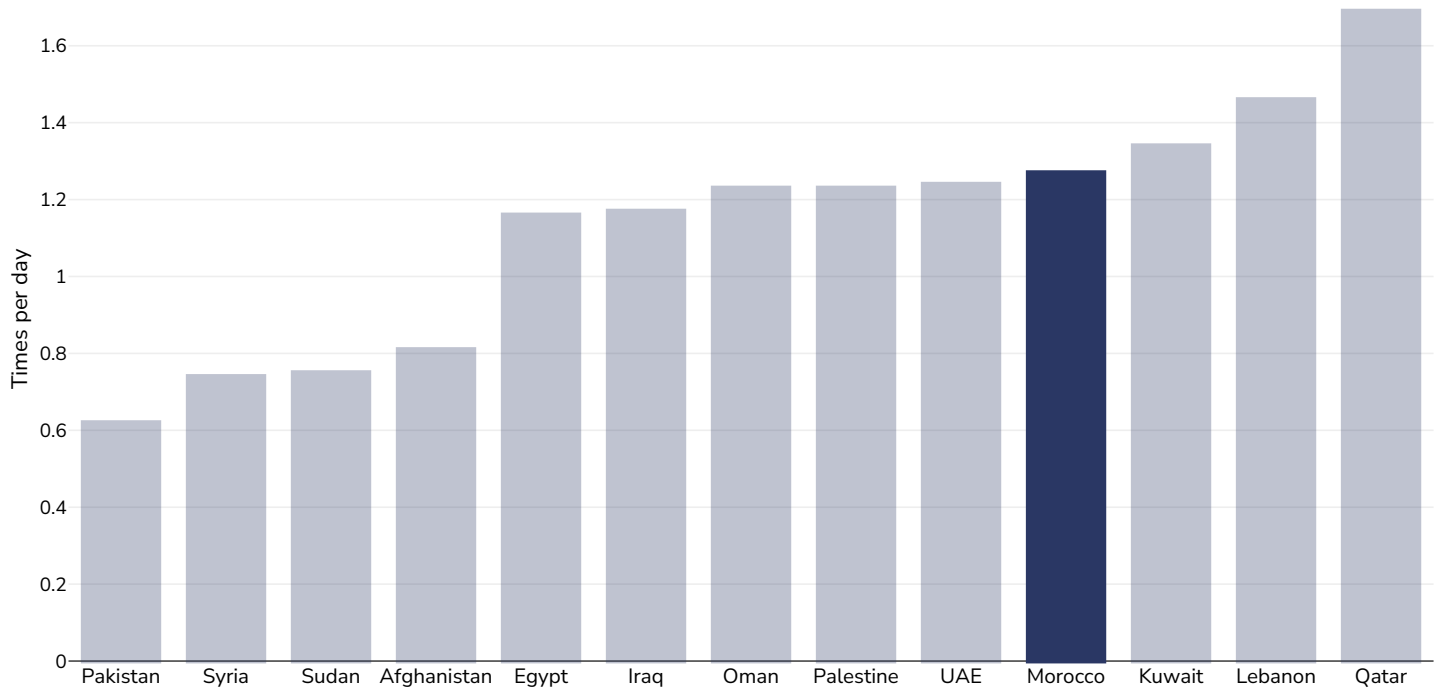
References: Global Health Observatory data repository, World Health Organisation, <https://apps.who.int/gho/data/node.main.A893ADO?lang=en> (last accessed 16.03.21)

Notes: % of school going adolescents not meeting WHO recommendations on Physical Activity for Health, i.e. doing less than 60 minutes of moderate- to vigorous-intensity physical activity daily.

Definitions: % Adolescents insufficiently active (age standardised estimate)

Average daily frequency of carbonated soft drink consumption

Children, 2009-2015



Survey type:

Measured

Age:

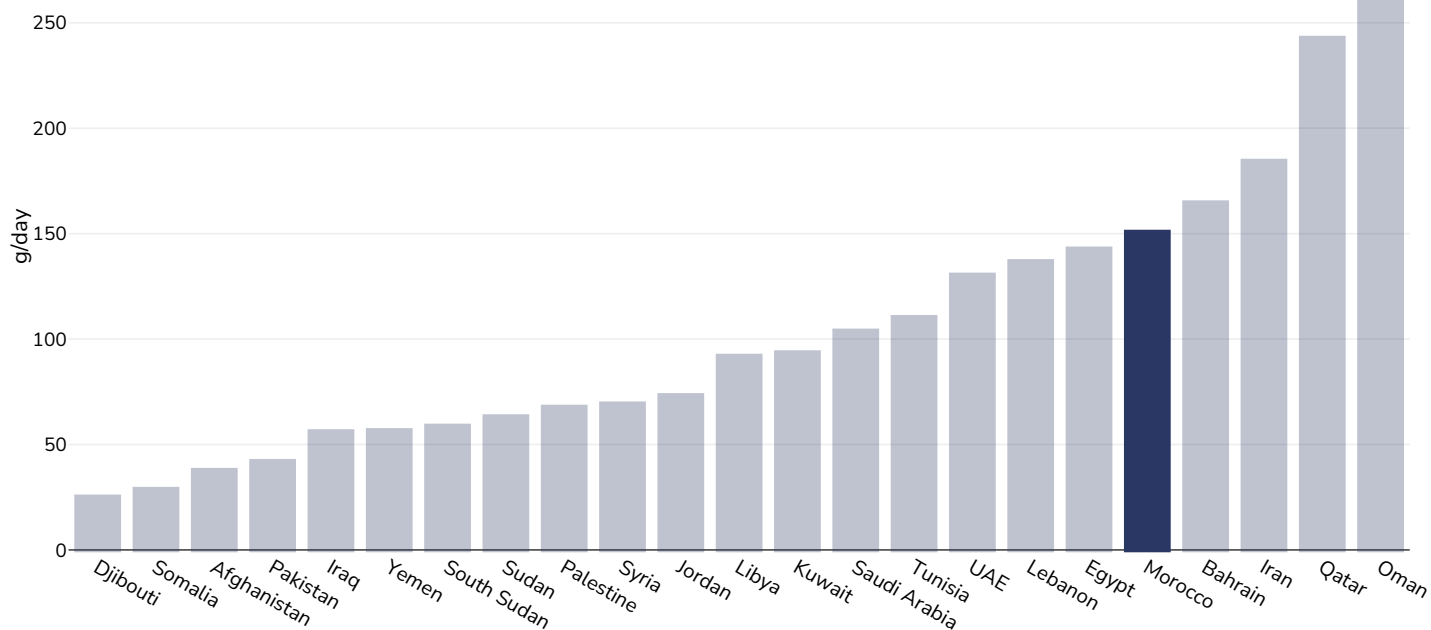
12-17

References:

Beal et al. (2019). Global Patterns of Adolescent Fruit, Vegetable, Carbonated Soft Drink, and Fast-food consumption: A meta-analysis of global school-based student health surveys. Food and Nutrition Bulletin. <https://doi.org/10.1177/0379572119848287> sourced from Food Systems Dashboard <http://www.foodsystemsdashboard.org/food-system>

Estimated per capita fruit intake

Adults, 2017



Survey type: Measured

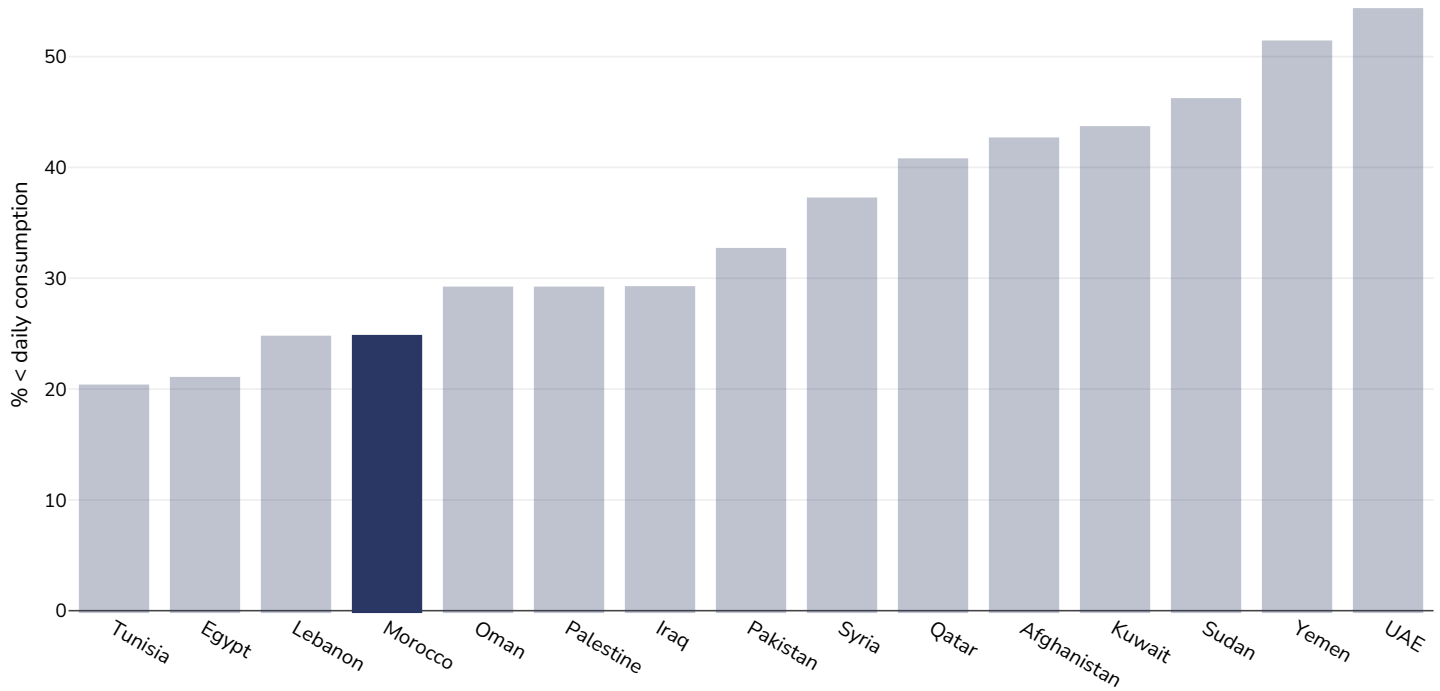
Age: 25+

References: Global Burden of Disease, the Institute for Health Metrics and Evaluation <http://ghdx.healthdata.org/>

Definitions: Estimated per-capita fruit intake (g/day)

Prevalence of less than daily fruit consumption

Children, 2008-2015



Survey type: Measured

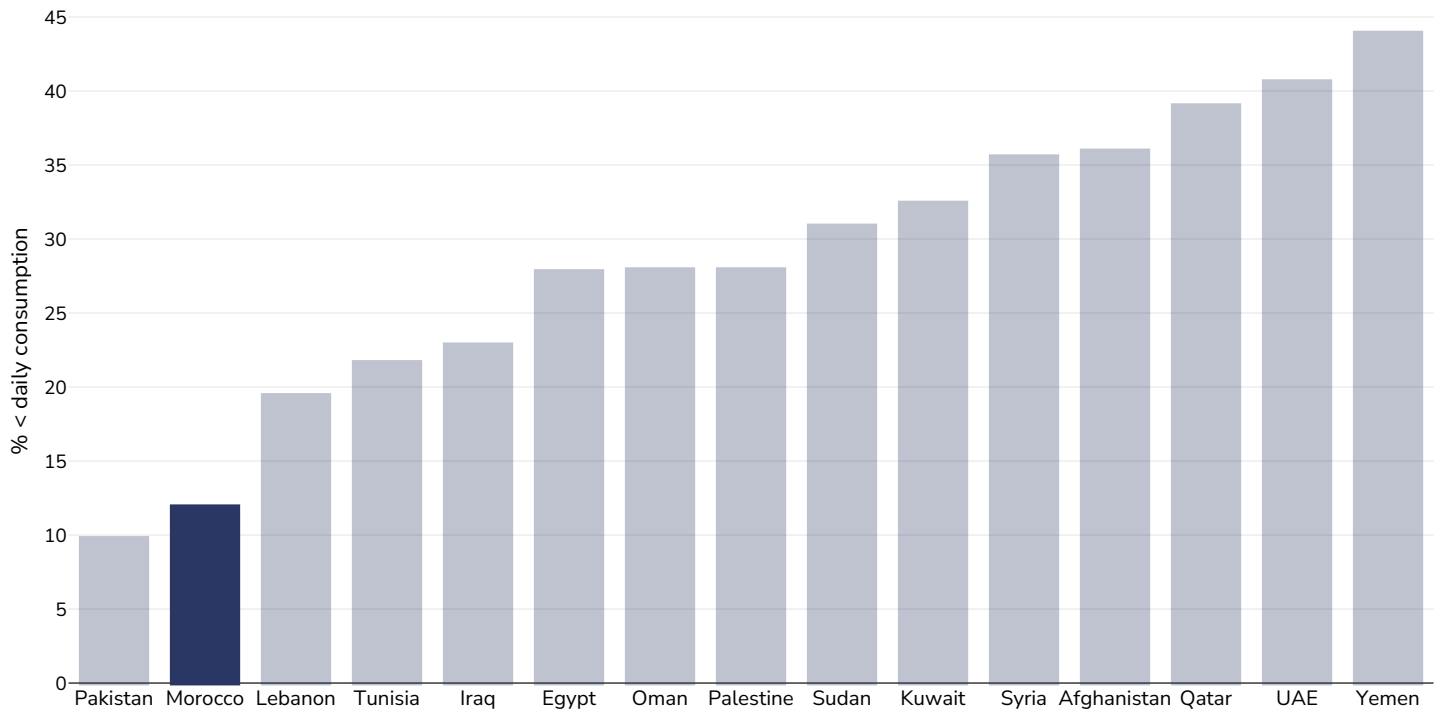
Age: 12-17

References: Global School-based Student Health Surveys. Beal et al (2019). Global Patterns of Adolescent Fruit, Vegetable, Carbonated Soft Drink, and Fast-food consumption: A meta-analysis of global school-based student health surveys. Food and Nutrition Bulletin. <https://doi.org/10.1177/0379572119848287>. Sourced from Food Systems Dashboard <http://www.foodsystemsdashboard.org/food-system>

Definitions: Prevalence of less-than-daily fruit consumption (% less-than-daily fruit consumption)

Prevalence of less than daily vegetable consumption

Children, 2008-2015



Survey type: Measured

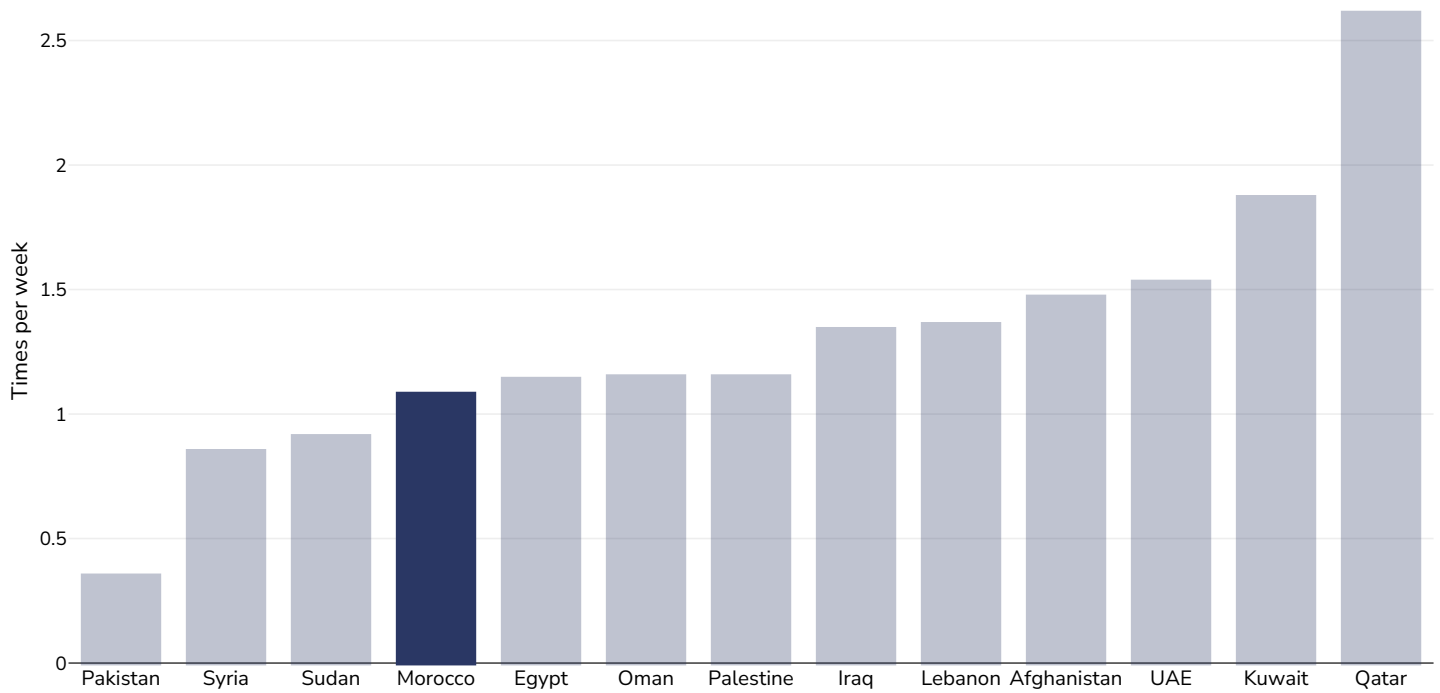
Age: 12-17

References: Beal et al. (2019). Global Patterns of Adolescent Fruit, Vegetable, Carbonated Soft Drink, and Fast-food consumption: A meta-analysis of global school-based student health surveys. Food and Nutrition Bulletin. <https://doi.org/10.1177/0379572119848287> sourced from Food Systems Dashboard <http://www.foodsystemsdashboard.org/food-system>

Definitions: Prevalence of less-than-daily vegetable consumption (% less-than-daily vegetable consumption)

Average weekly frequency of fast food consumption

Children, 2009-2015

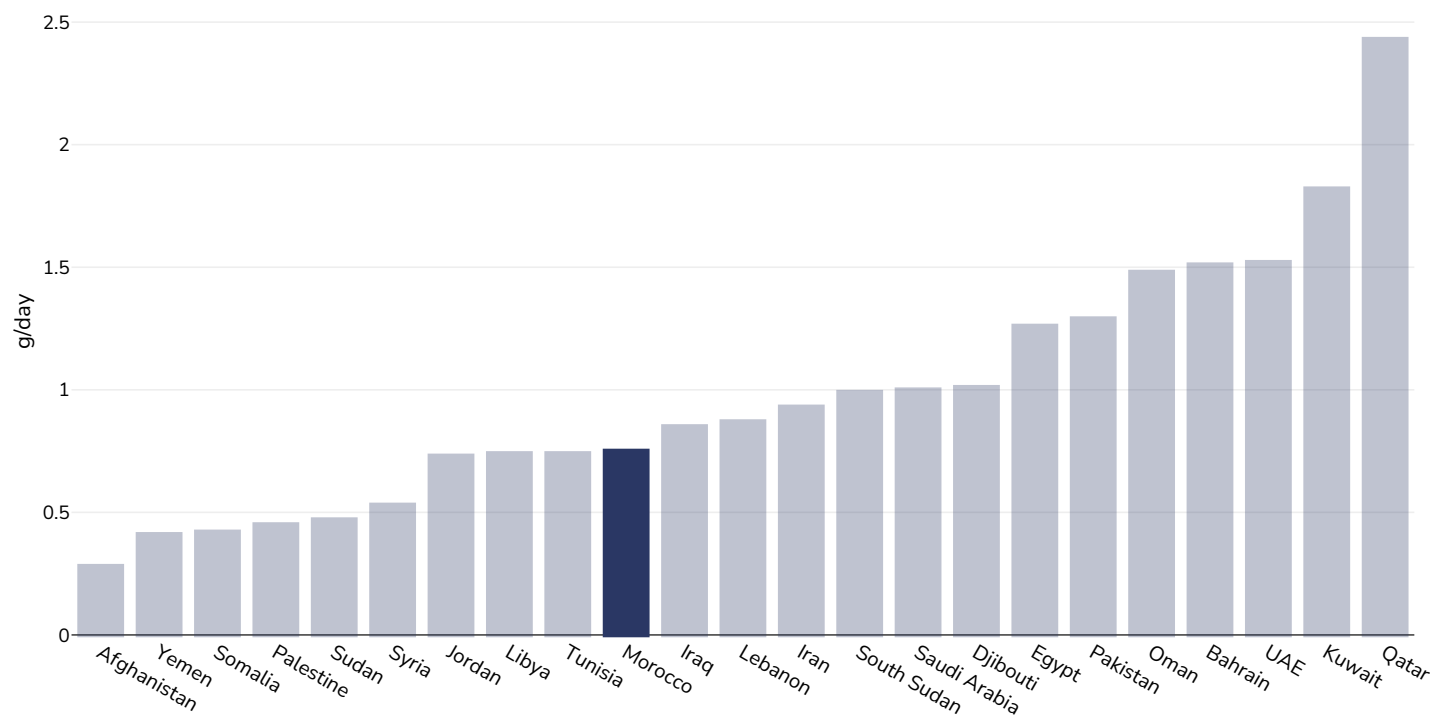


Age: 12-17

References: Beal et al. (2019). Global Patterns of Adolescent Fruit, Vegetable, Carbonated Soft Drink, and Fast-food consumption: A meta-analysis of global school-based student health surveys. Food and Nutrition Bulletin. <https://doi.org/10.1177/0379572119848287> sourced from Food Systems Dashboard <http://www.foodsystemsdashboard.org/food-system>

Estimated per-capita processed meat intake

Adults, 2017



Survey type: Measured

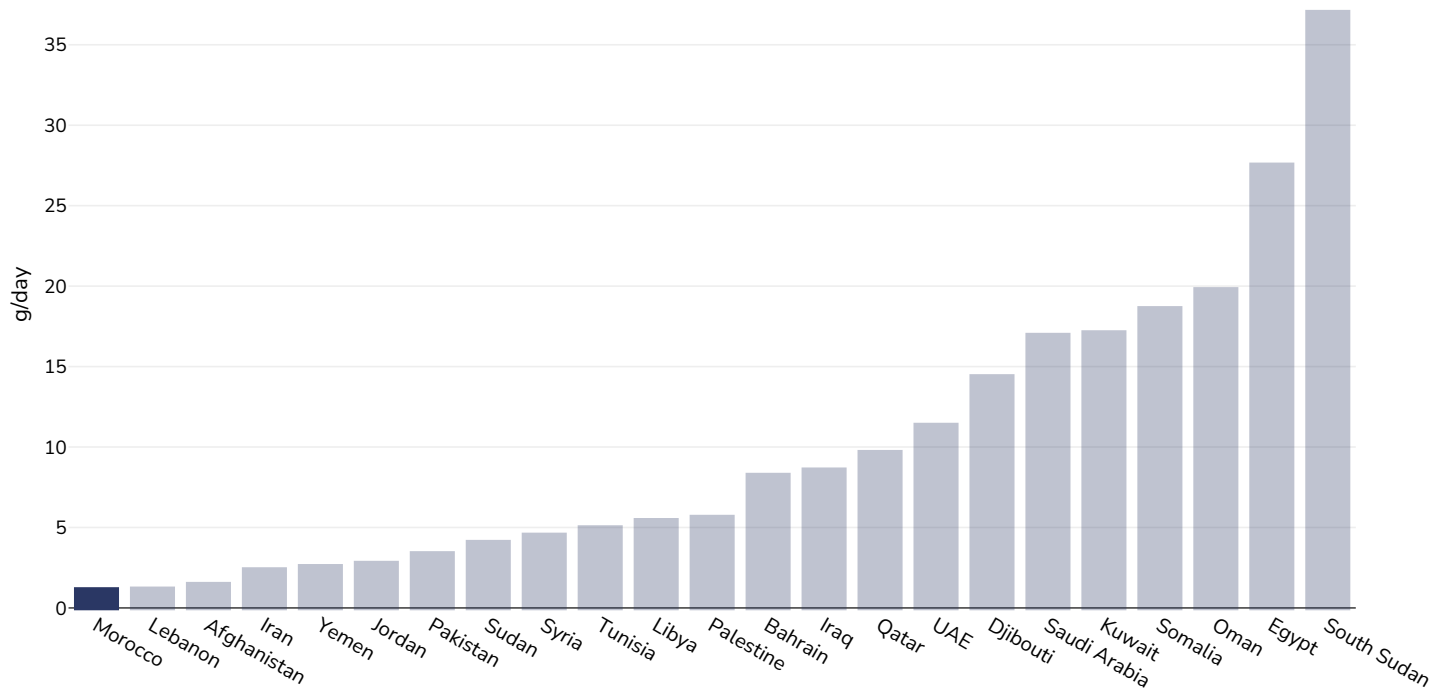
Age: 25+

References: Global Burden of Disease, the Institute for Health Metrics and Evaluation <http://ghdx.healthdata.org/>

Definitions: Estimated per-capita processed meat intake (g per day)

Estimated per capita whole grains intake

Adults, 2017



Survey type: Measured

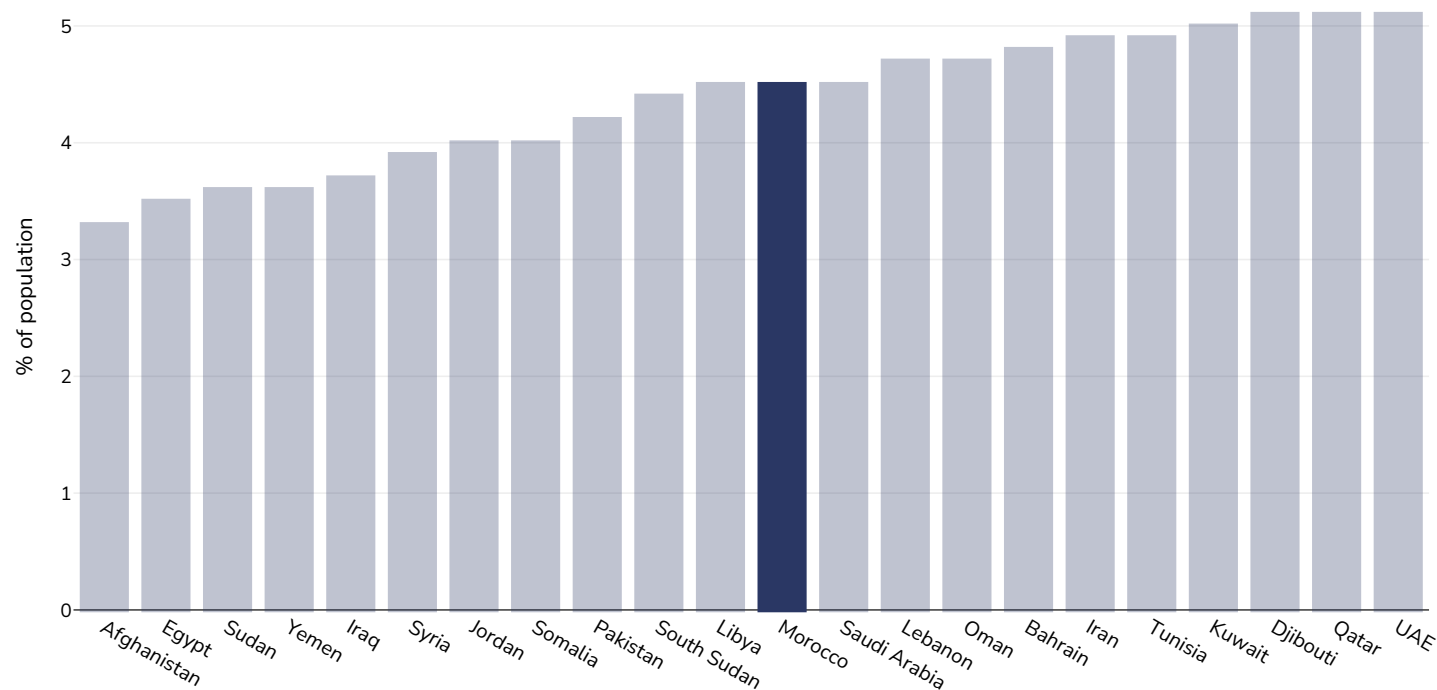
Age: 25+

References: Global Burden of Disease, the Institute for Health Metrics and Evaluation <http://ghdx.healthdata.org/>

Definitions: Estimated per-capita whole grains intake (g/day)

Mental health - depression disorders

Adults, 2015

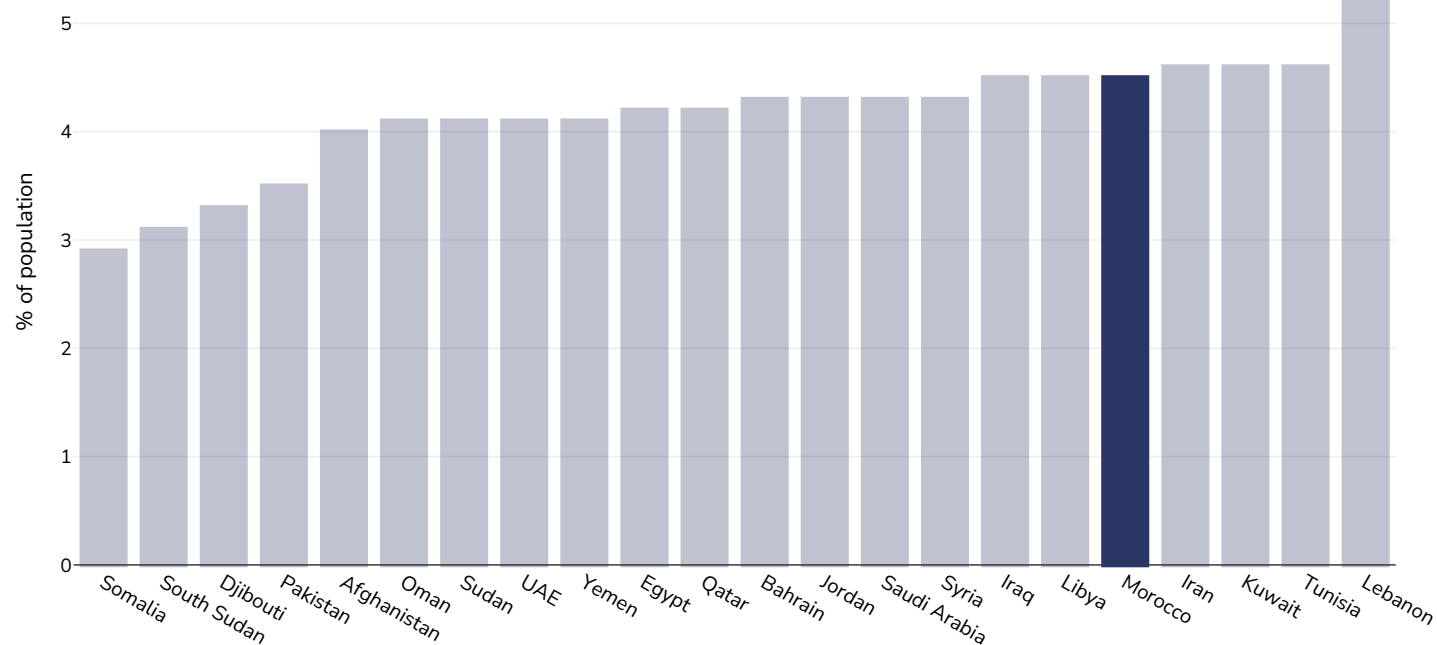


References: Prevalence data from Global Burden of Disease study 2015 (<http://ghdx.healthdata.org>) published in: Depression and Other Common Mental Disorders: Global Health Estimates. Geneva:World Health Organization; 2017. Licence: CC BY-NC-SA 3.0 IGO.

Definitions: % of population with depression disorders

Mental health - anxiety disorders

Adults, 2015

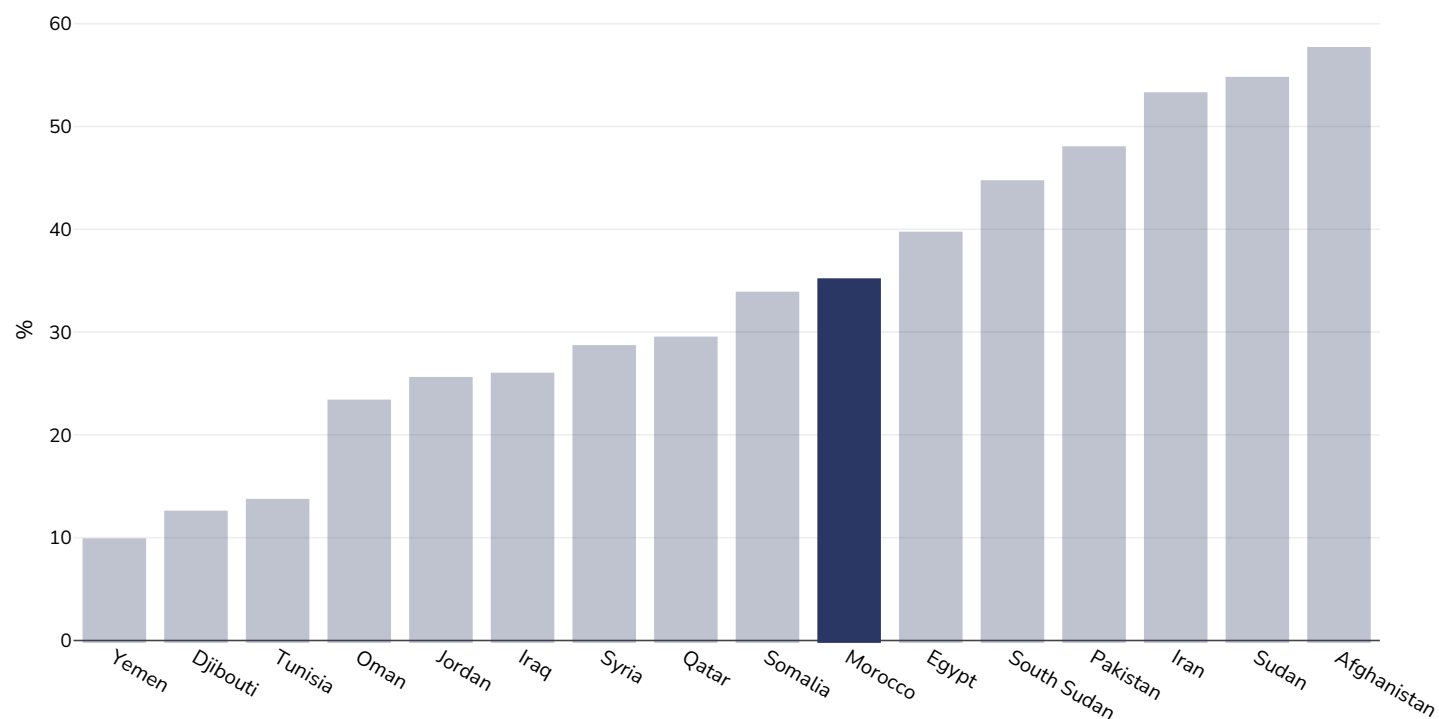


References: Prevalence data from Global Burden of Disease study 2015 (<http://ghdx.healthdata.org>) published in: Depression and Other Common Mental Disorders: Global Health Estimates. Geneva:World Health Organization; 2017. Licence: CC BY-NC-SA 3.0 IGO.

Definitions: % of population with anxiety disorders

% Infants exclusively breastfed 0-5 months

Children, 2010-2019



Area covered: National

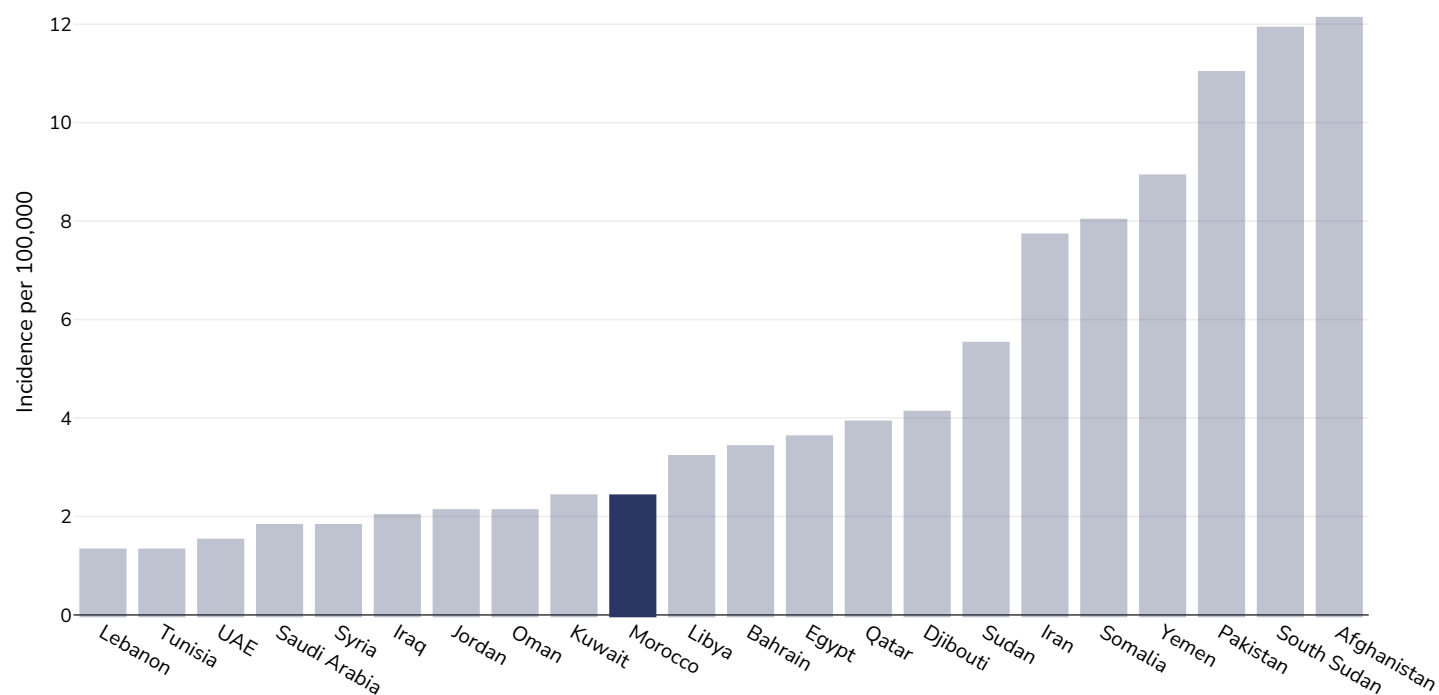
References: Enquête Nationale sur la Population et la Santé Familiale (ENPSF) -2017-2018

Notes: See UNICEF website for further survey information. Available at : <https://data.unicef.org/resources/dataset/infant-young-child-feeding/> (last accessed 28.9.21) Citation: United Nations Children's Fund, Division of Data, Analysis, Planning and Monitoring (2021). Global UNICEF Global Databases: Infant and Young Child Feeding: Exclusive breastfeeding, New York, September 2021.

Definitions: % exclusively breastfed 0-5 months

Oesophageal cancer

Men, 2020



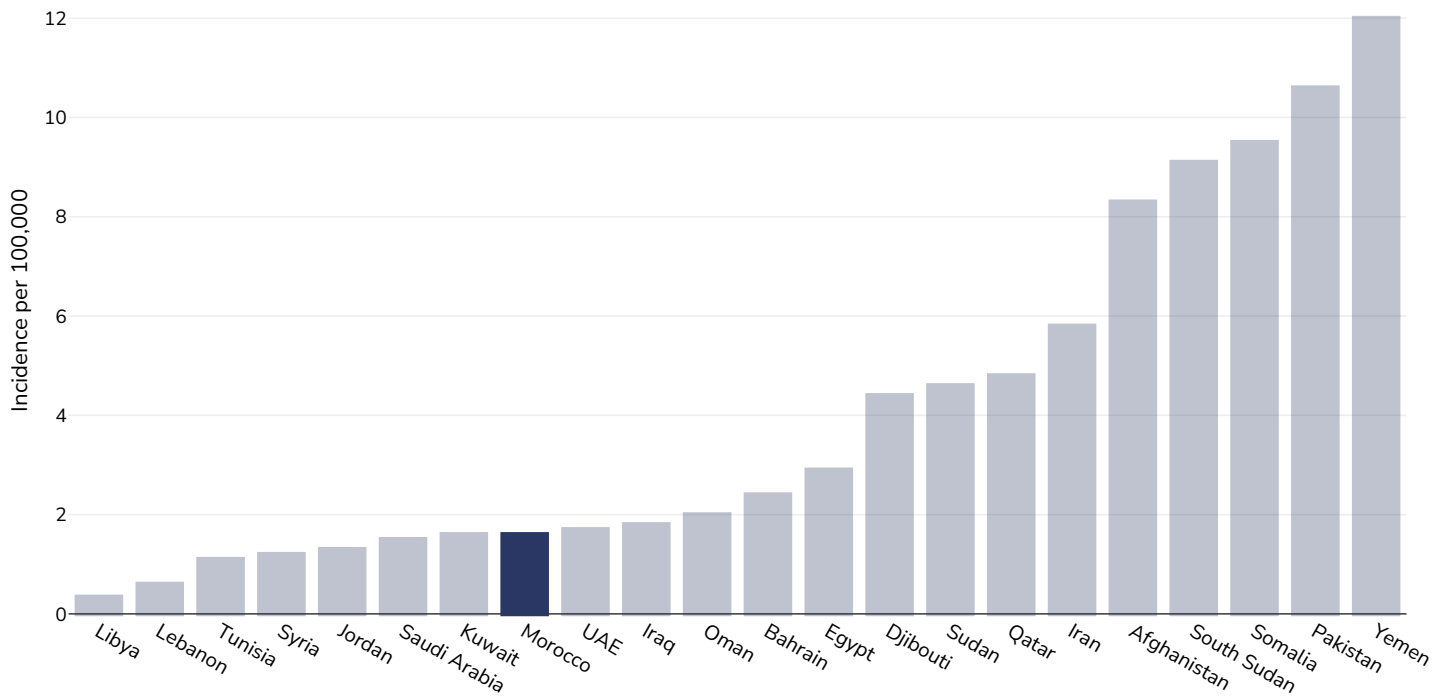
Age: 20+

Area covered: National

References: Ferlay J, Ervik M, Lam F, Colombet M, Mery L, Piñeros M, Znaor A, Soerjomataram I, Bray F (2020). Global Cancer Observatory: Cancer Today. Lyon, France: International Agency for Research on Cancer. Available from: <https://gco.iarc.fr/today>, accessed 10.01.2249

Definitions: Age-standardized incidence rates per 100 000

Women, 2020



Age: 20+

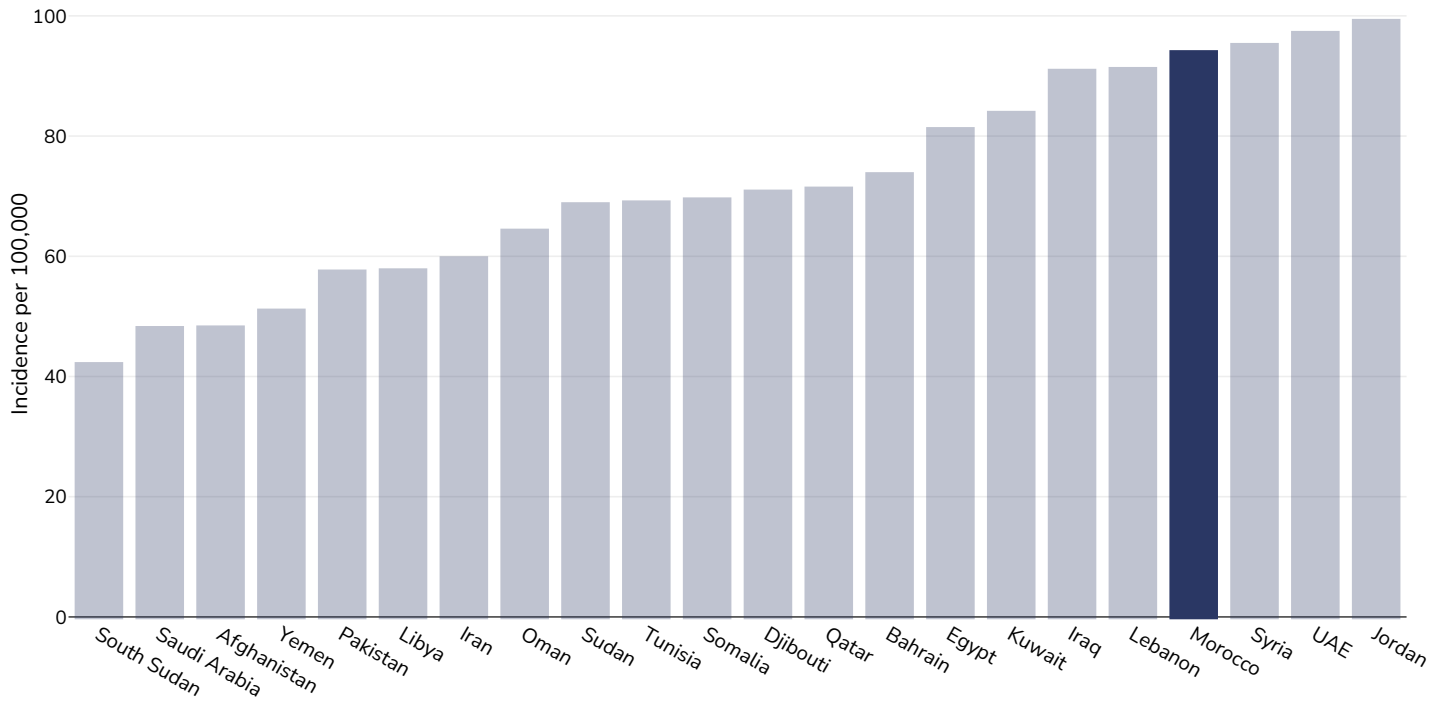
Area covered: National

References: Ferlay J, Ervik M, Lam F, Colombet M, Mery L, Piñeros M, Znaor A, Soerjomataram I, Bray F (2020). Global Cancer Observatory: Cancer Today. Lyon, France: International Agency for Research on Cancer. Available from: <https://gco.iarc.fr/today>, accessed 10.01.2249

Definitions: Age-standardized incidence rates per 100 000

Breast cancer

Women, 2020



Age: 20+

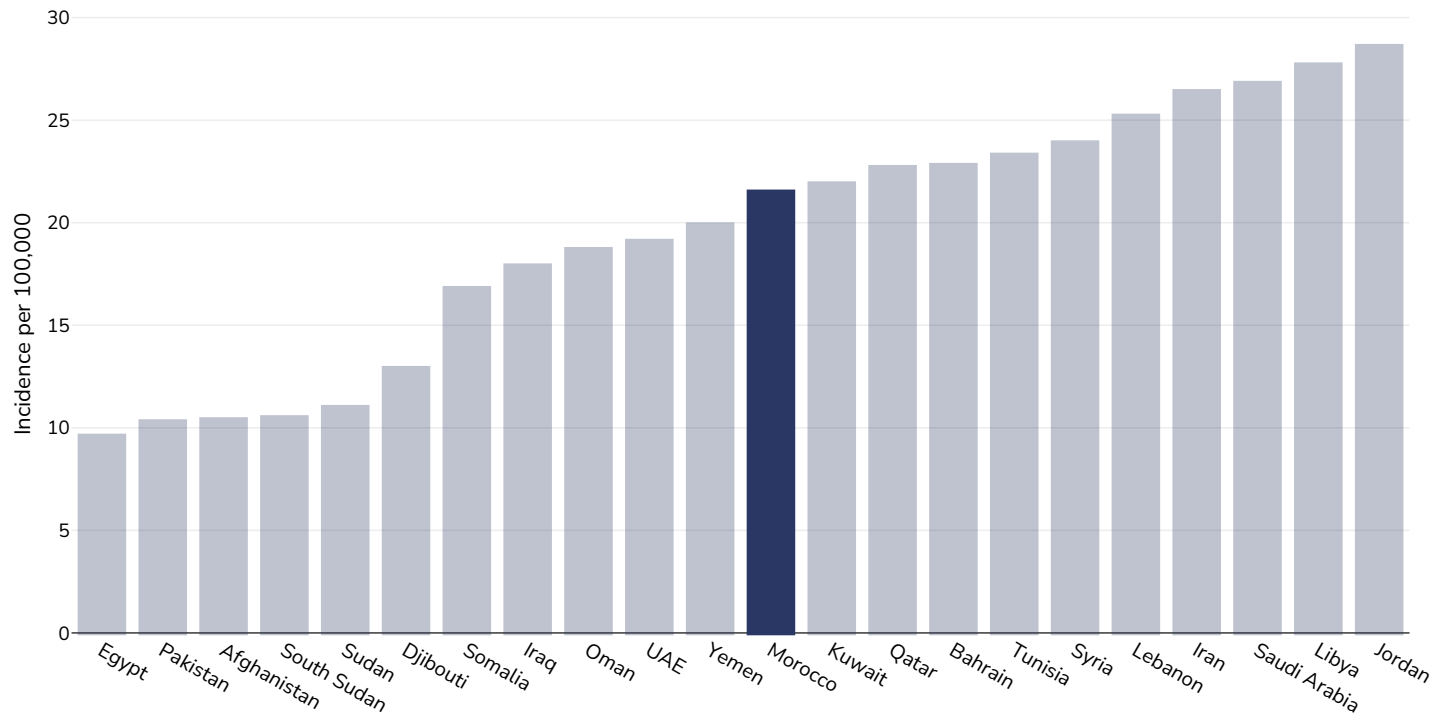
Area covered: National

References: Ferlay J, Ervik M, Lam F, Colombet M, Mery L, Piñeros M, Znaor A, Soerjomataram I, Bray F (2020). Global Cancer Observatory: Cancer Today. Lyon, France: International Agency for Research on Cancer. Available from: <https://gco.iarc.fr/today>, accessed 10.01.2249

Definitions: Age-standardized incidence rates per 100 000

Colorectal cancer

Men, 2020



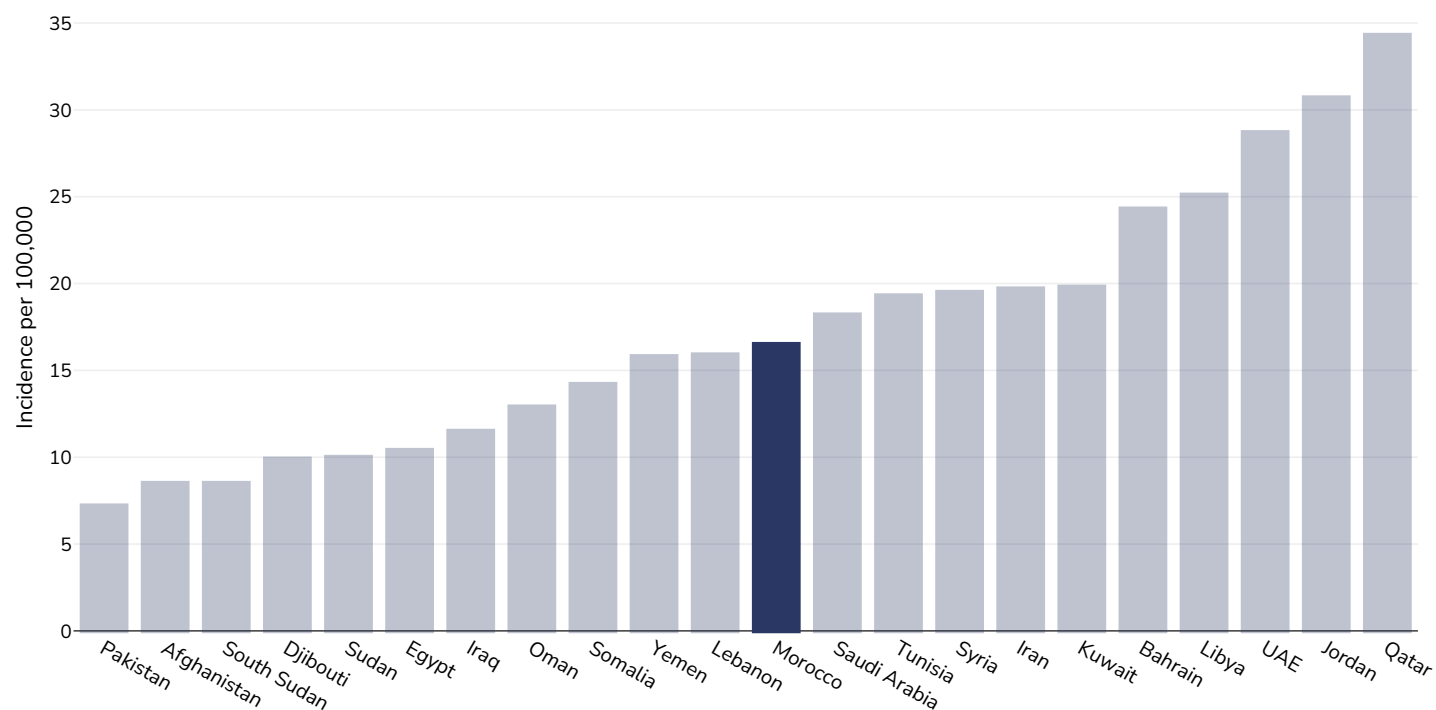
Age: 20+

Area covered: National

References: Ferlay J, Ervik M, Lam F, Colombet M, Mery L, Piñeros M, Znaor A, Soerjomataram I, Bray F (2020). Global Cancer Observatory: Cancer Today. Lyon, France: International Agency for Research on Cancer. Available from: <https://gco.iarc.fr/today>, accessed 10.01.2249

Definitions: Age-standardized incidence rates per 100 000

Women, 2020



Age: 20+

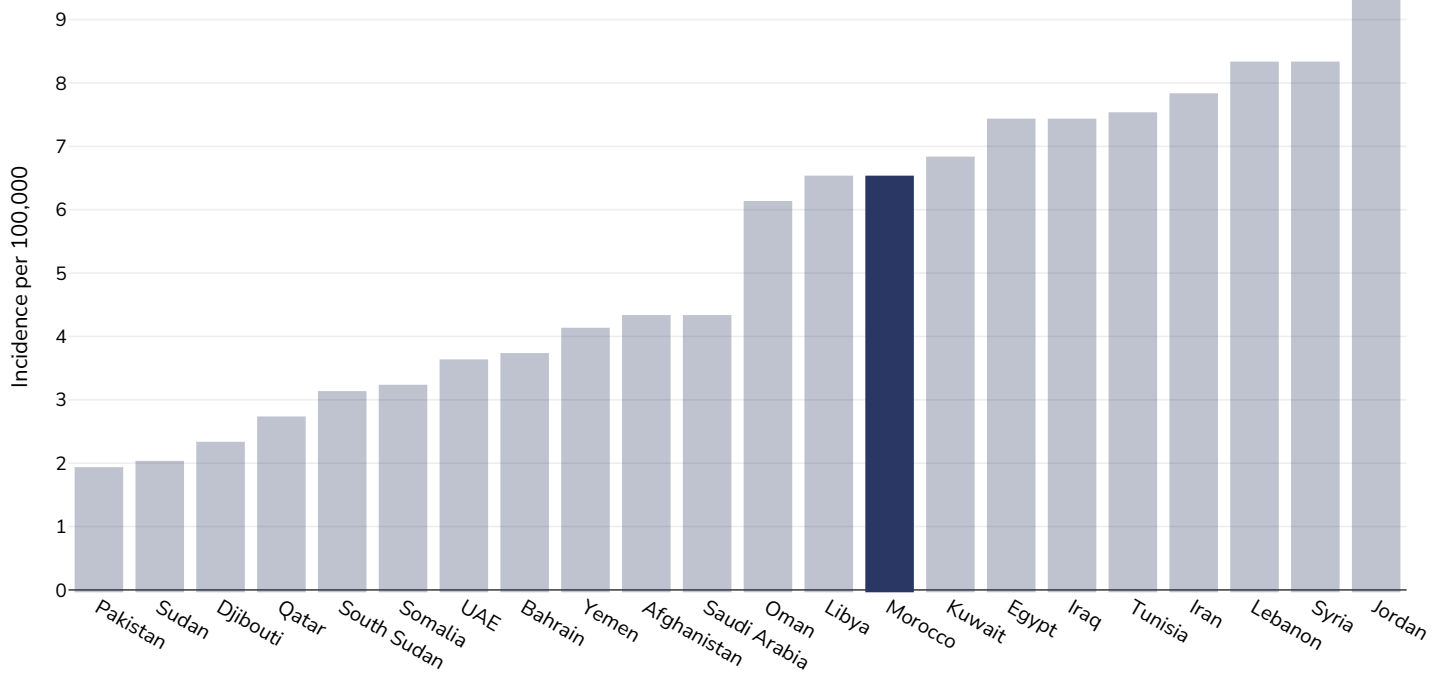
Area covered: National

References: Ferlay J, Ervik M, Lam F, Colombet M, Mery L, Piñeros M, Znaor A, Soerjomataram I, Bray F (2020). Global Cancer Observatory: Cancer Today. Lyon, France: International Agency for Research on Cancer. Available from: <https://gco.iarc.fr/today>, accessed 10.01.2249

Definitions: Age-standardized incidence rates per 100 000

Pancreatic cancer

Men, 2020



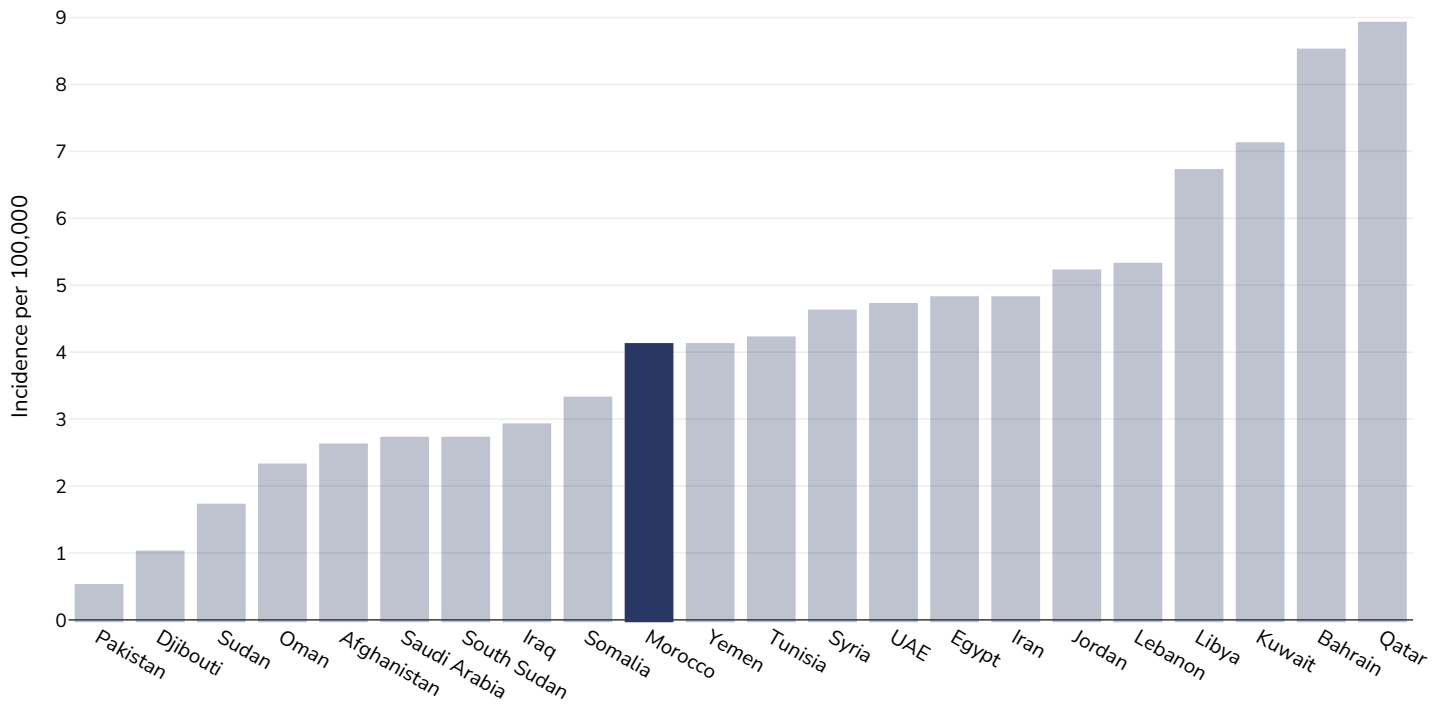
Age: 20+

Area covered: National

References: Ferlay J, Ervik M, Lam F, Colombet M, Mery L, Piñeros M, Znaor A, Soerjomataram I, Bray F (2020). Global Cancer Observatory: Cancer Today. Lyon, France: International Agency for Research on Cancer. Available from: <https://gco.iarc.fr/today>, accessed 10.01.2249

Definitions: Age-standardized incidence rates per 100 000

Women, 2020



Age: 20+

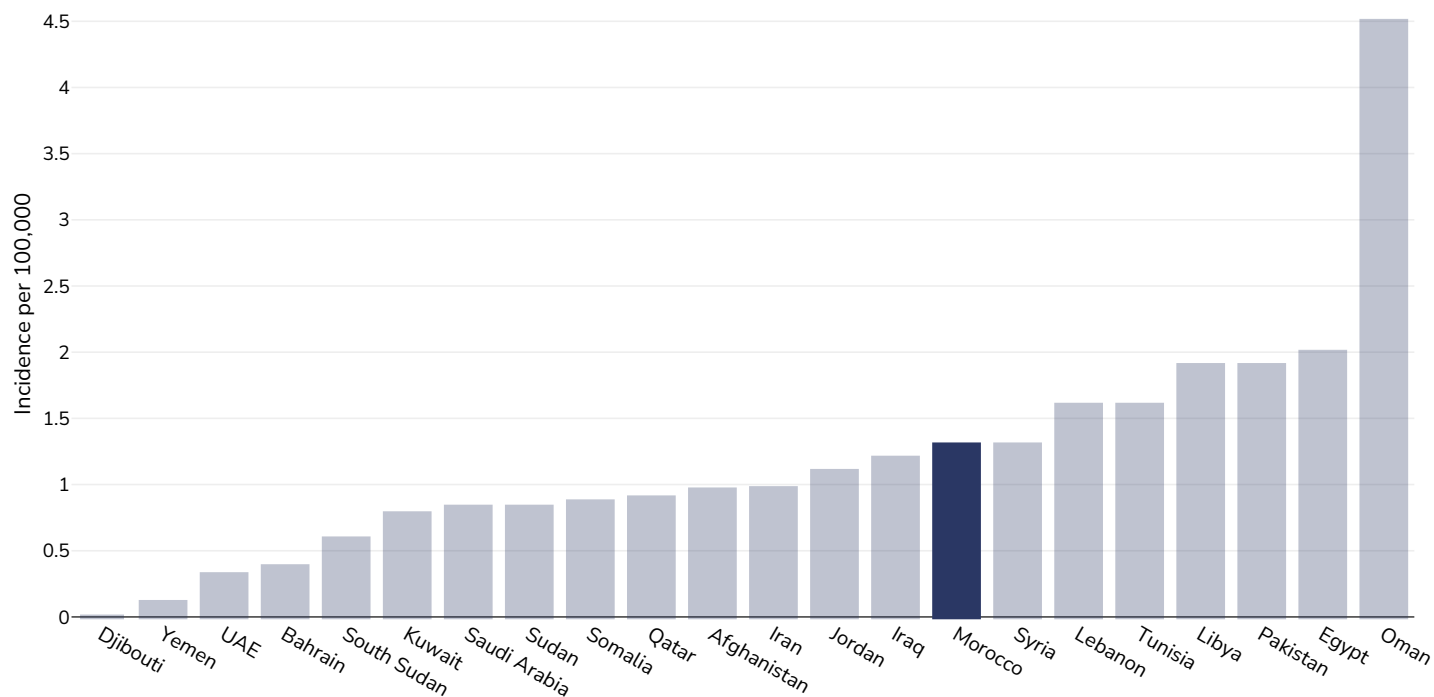
Area covered: National

References: Ferlay J, Ervik M, Lam F, Colombet M, Mery L, Piñeros M, Znaor A, Soerjomataram I, Bray F (2020). Global Cancer Observatory: Cancer Today. Lyon, France: International Agency for Research on Cancer. Available from: <https://gco.iarc.fr/today>, accessed 10.01.2249

Definitions: Age-standardized incidence rates per 100 000

Gallbladder cancer

Men, 2020



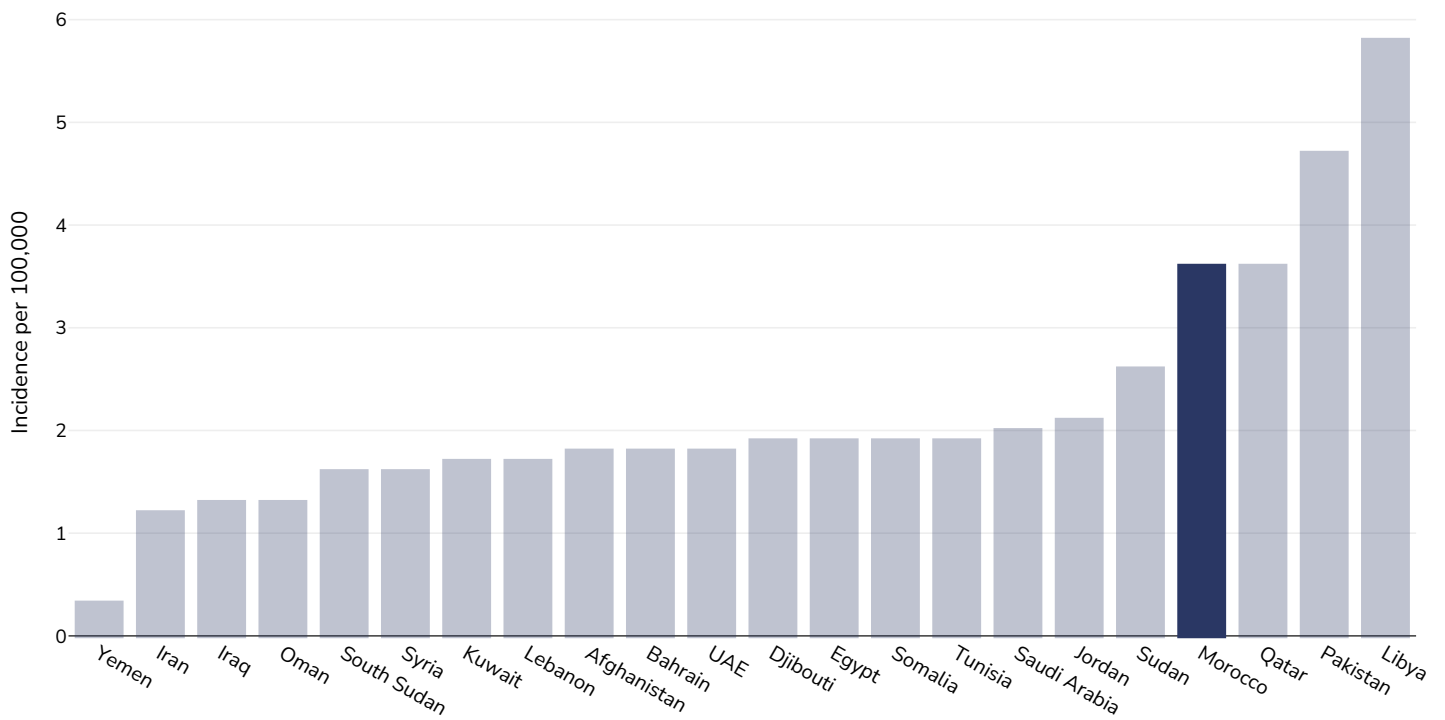
Age: 20+

Area covered: National

References: Ferlay J, Ervik M, Lam F, Colombet M, Mery L, Piñeros M, Znaor A, Soerjomataram I, Bray F (2020). Global Cancer Observatory: Cancer Today. Lyon, France: International Agency for Research on Cancer. Available from: <https://gco.iarc.fr/today>, accessed 10.01.2249

Definitions: Age-standardized incidence rates per 100 000

Women, 2020



Age: 20+

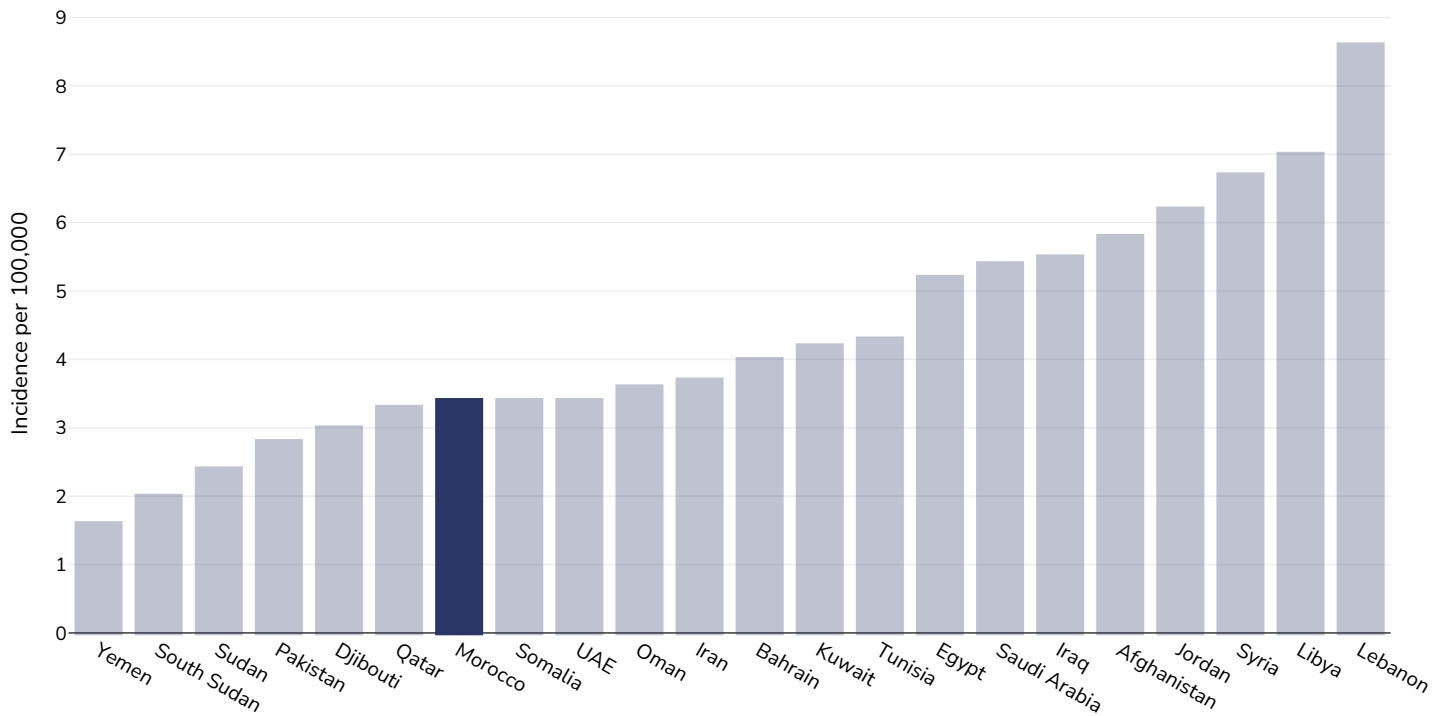
Area covered: National

References: Ferlay J, Ervik M, Lam F, Colombet M, Mery L, Piñeros M, Znaor A, Soerjomataram I, Bray F (2020). Global Cancer Observatory: Cancer Today. Lyon, France: International Agency for Research on Cancer. Available from: <https://gco.iarc.fr/today>, accessed 10.01.2249

Definitions: Age-standardized incidence rates per 100 000

Kidney cancer

Men, 2020



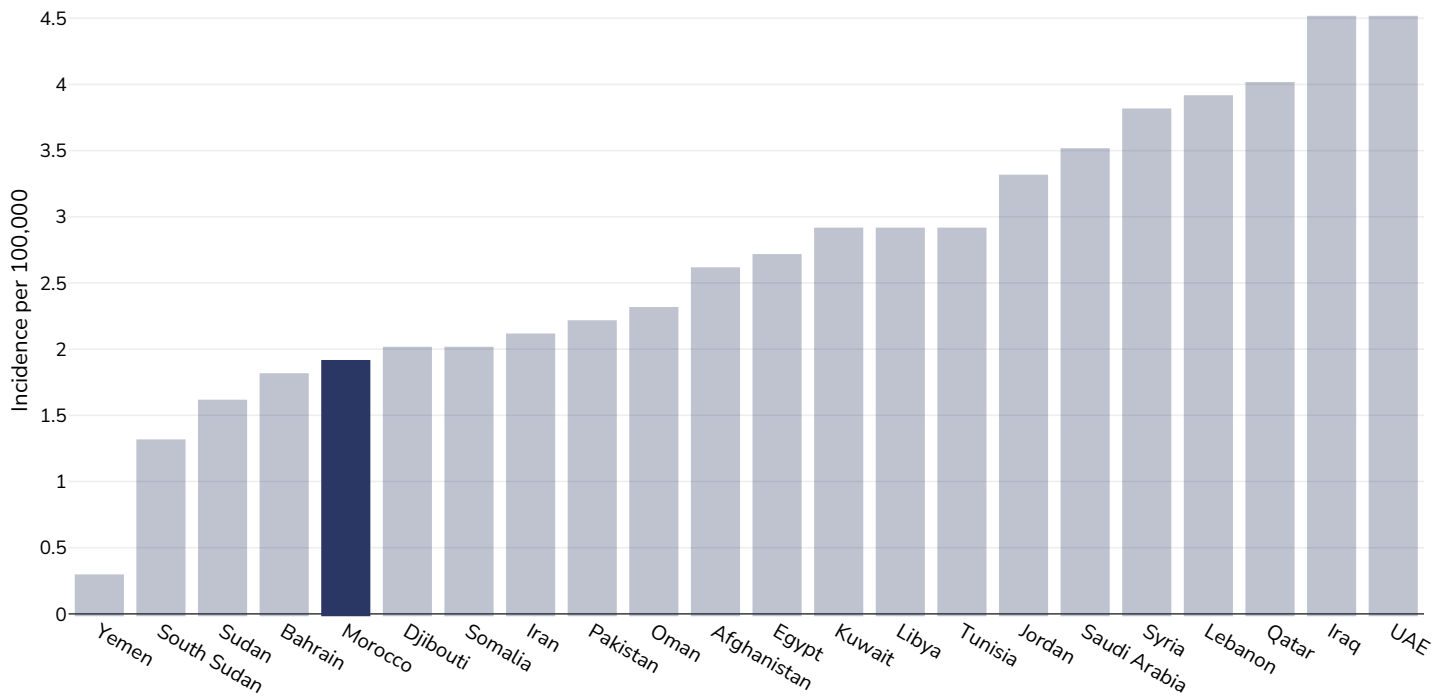
Age: 20+

Area covered: National

References: Ferlay J, Ervik M, Lam F, Colombet M, Mery L, Piñeros M, Znaor A, Soerjomataram I, Bray F (2020). Global Cancer Observatory: Cancer Today. Lyon, France: International Agency for Research on Cancer. Available from: <https://gco.iarc.fr/today>, accessed 10.01.2249

Definitions: Age-standardized incidence rates per 100 000

Women, 2020



Age: 20+

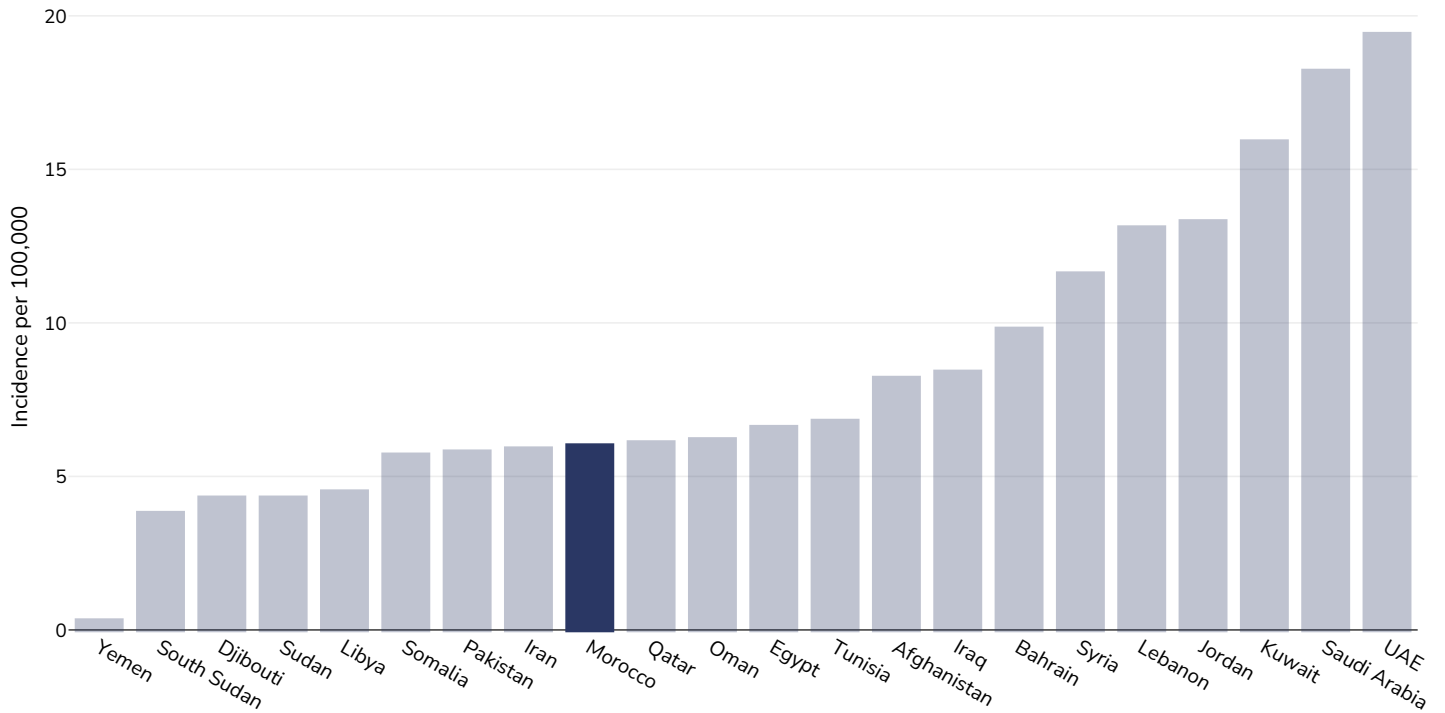
Area covered: National

References: Ferlay J, Ervik M, Lam F, Colombet M, Mery L, Piñeros M, Znaor A, Soerjomataram I, Bray F (2020). Global Cancer Observatory: Cancer Today. Lyon, France: International Agency for Research on Cancer. Available from: <https://gco.iarc.fr/today>, accessed 10.01.2249

Definitions: Age-standardized incidence rates per 100 000

Cancer of the uterus

Women, 2020



Age: 20+

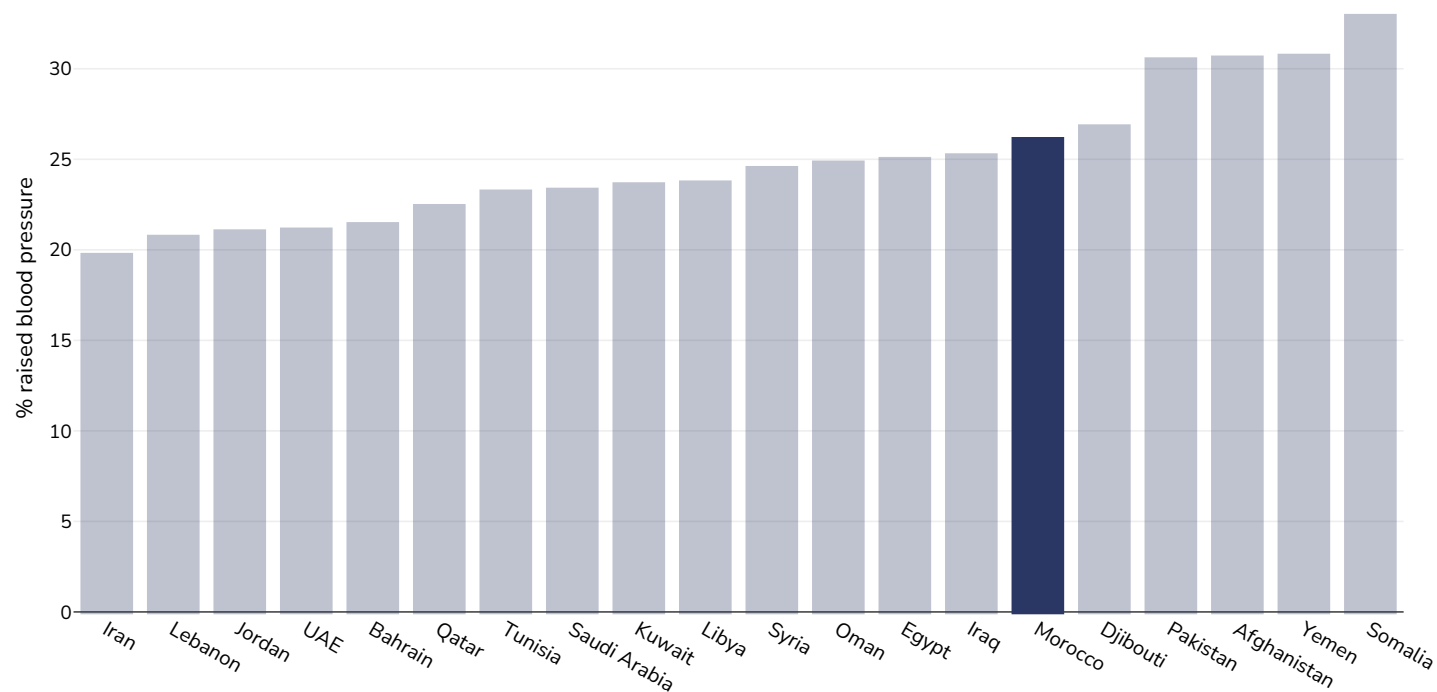
Area covered: National

References: Ferlay J, Ervik M, Lam F, Colombet M, Mery L, Piñeros M, Znaor A, Soerjomataram I, Bray F (2020). Global Cancer Observatory: Cancer Today. Lyon, France: International Agency for Research on Cancer. Available from: <https://gco.iarc.fr/today>, accessed 10.01.2249

Definitions: Age-standardized incidence rates per 100 000

Raised blood pressure

Adults, 2015



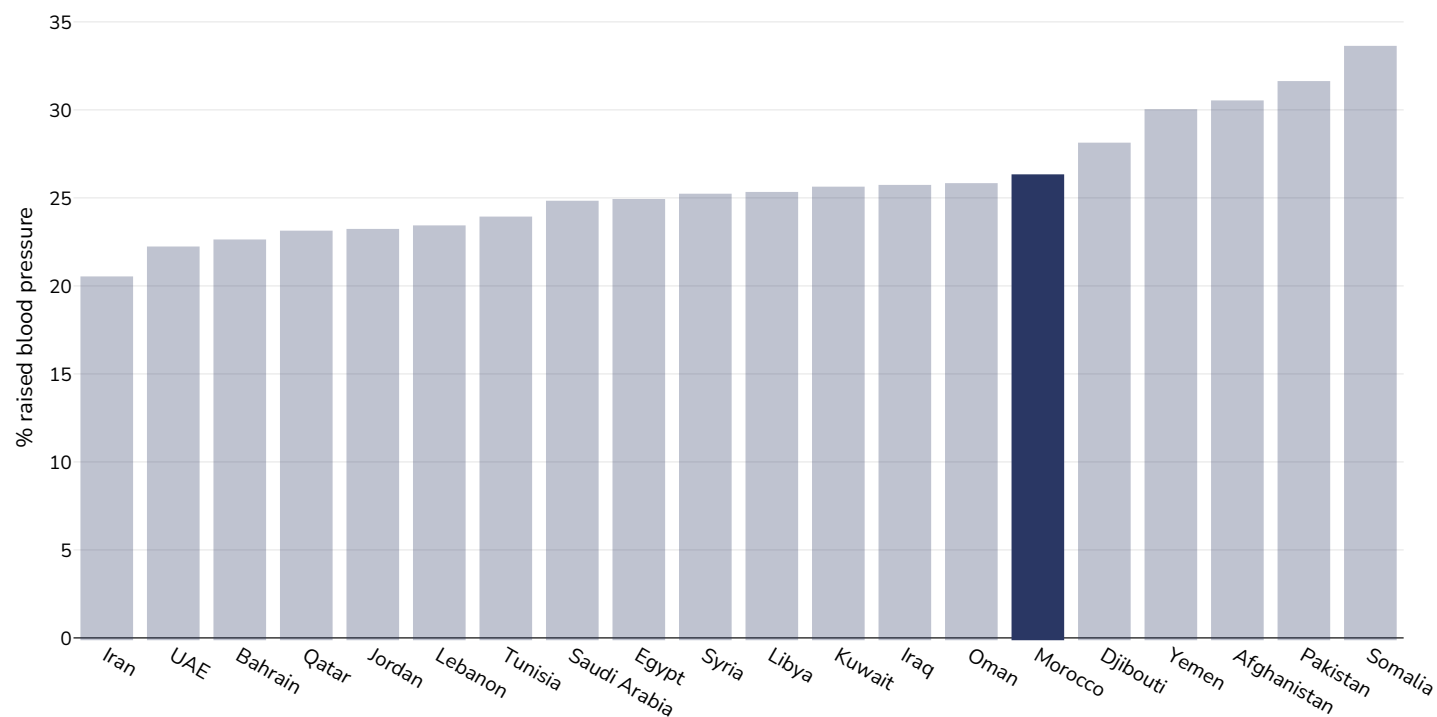
References:

Global Health Observatory data repository, World Health Organisation,
<http://apps.who.int/gho/data/node.main.A875?lang=en>

Definitions:

Age Standardised estimated % Raised blood pressure 2015 (SBP \geq 140 OR DBP \geq 90).

Men, 2015



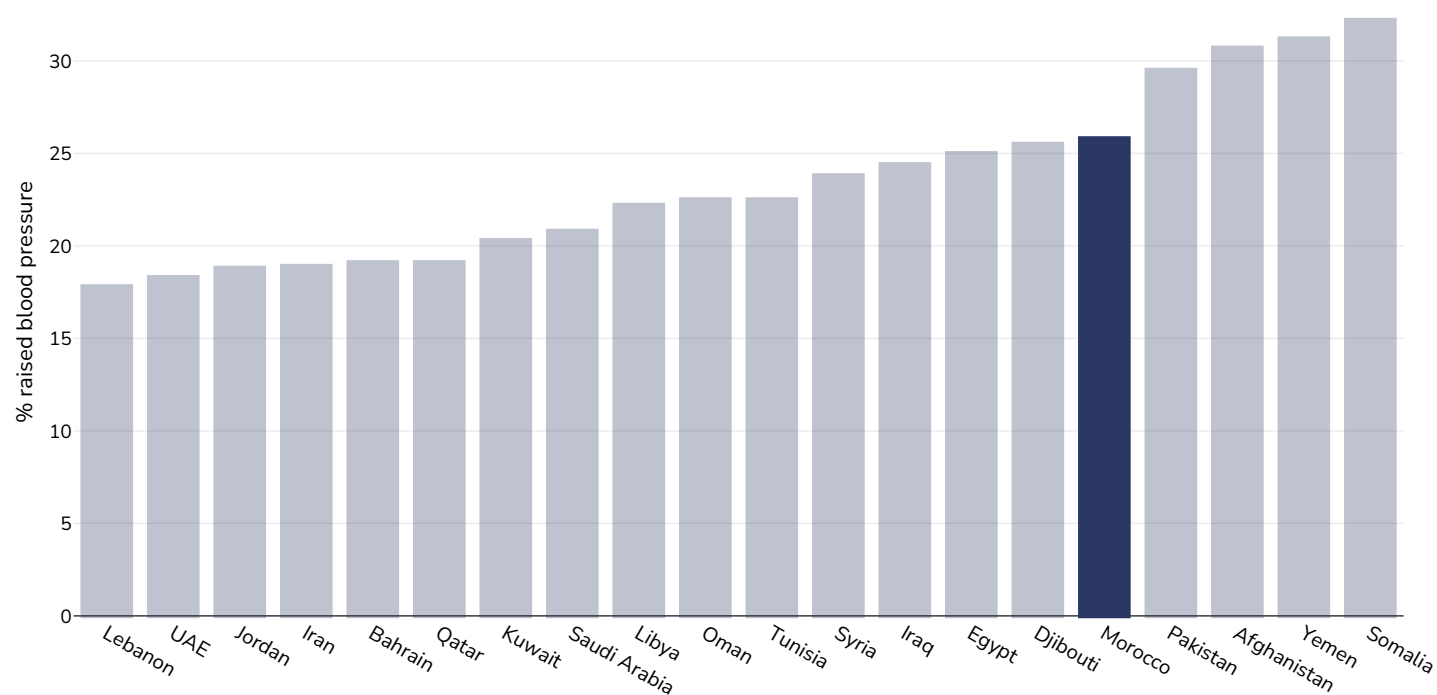
References:

Global Health Observatory data repository, World Health Organisation,
<http://apps.who.int/gho/data/node.main.A875?lang=en>

Definitions:

Age Standardised estimated % Raised blood pressure 2015 (SBP \geq 140 OR DBP \geq 90).

Women, 2015



References:

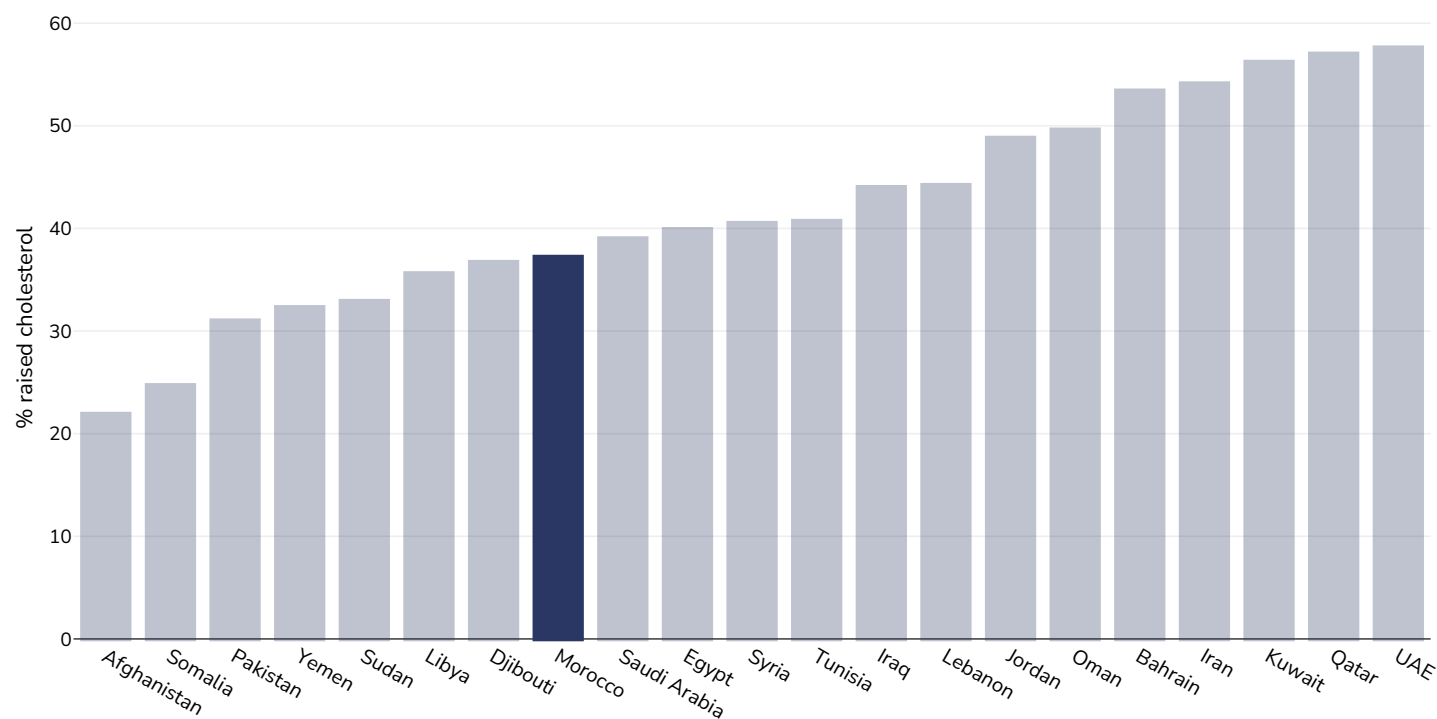
Global Health Observatory data repository, World Health Organisation,
<http://apps.who.int/gho/data/node.main.A875?lang=en>

Definitions:

Age Standardised estimated % Raised blood pressure 2015 (SBP \geq 140 OR DBP \geq 90).

Raised cholesterol

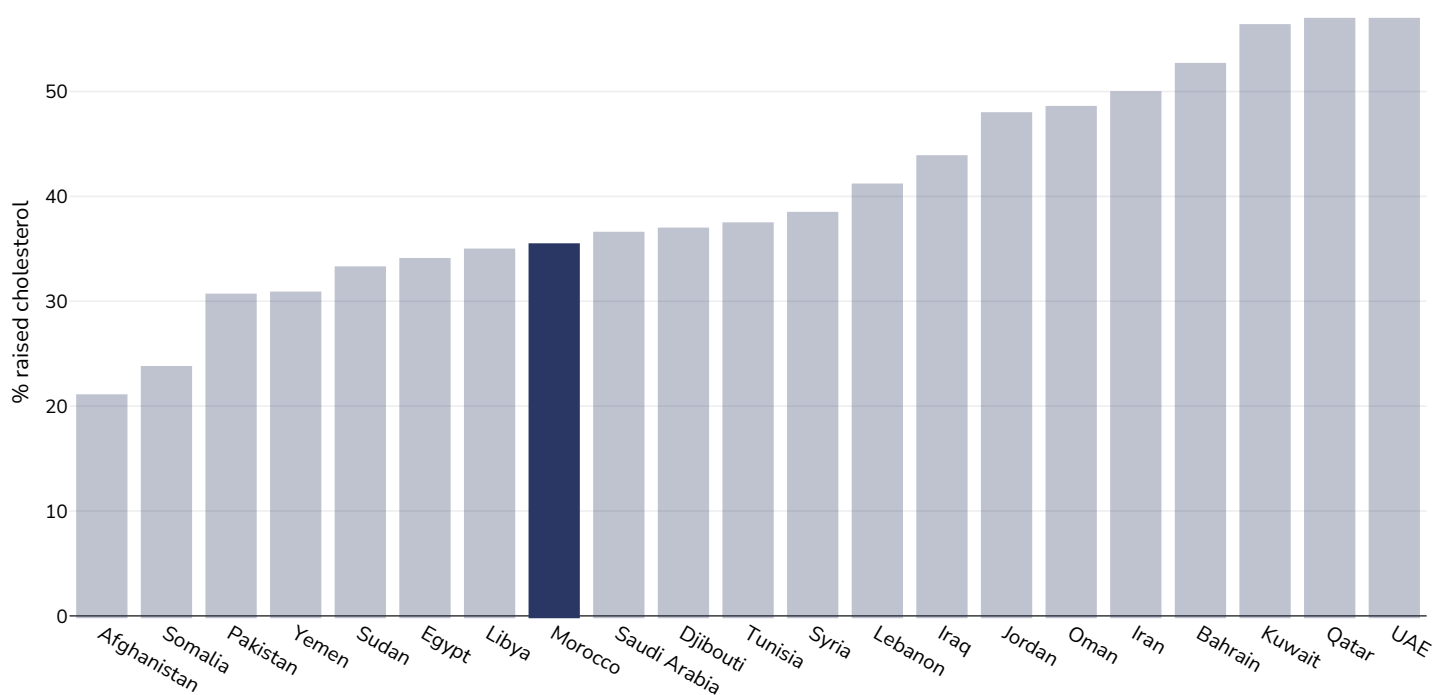
Adults, 2008



References: Global Health Observatory data repository, World Health Organisation, <http://apps.who.int/gho/data/node.main.A885>

Definitions: % Raised total cholesterol (≥ 5.0 mmol/L) (age-standardized estimate).

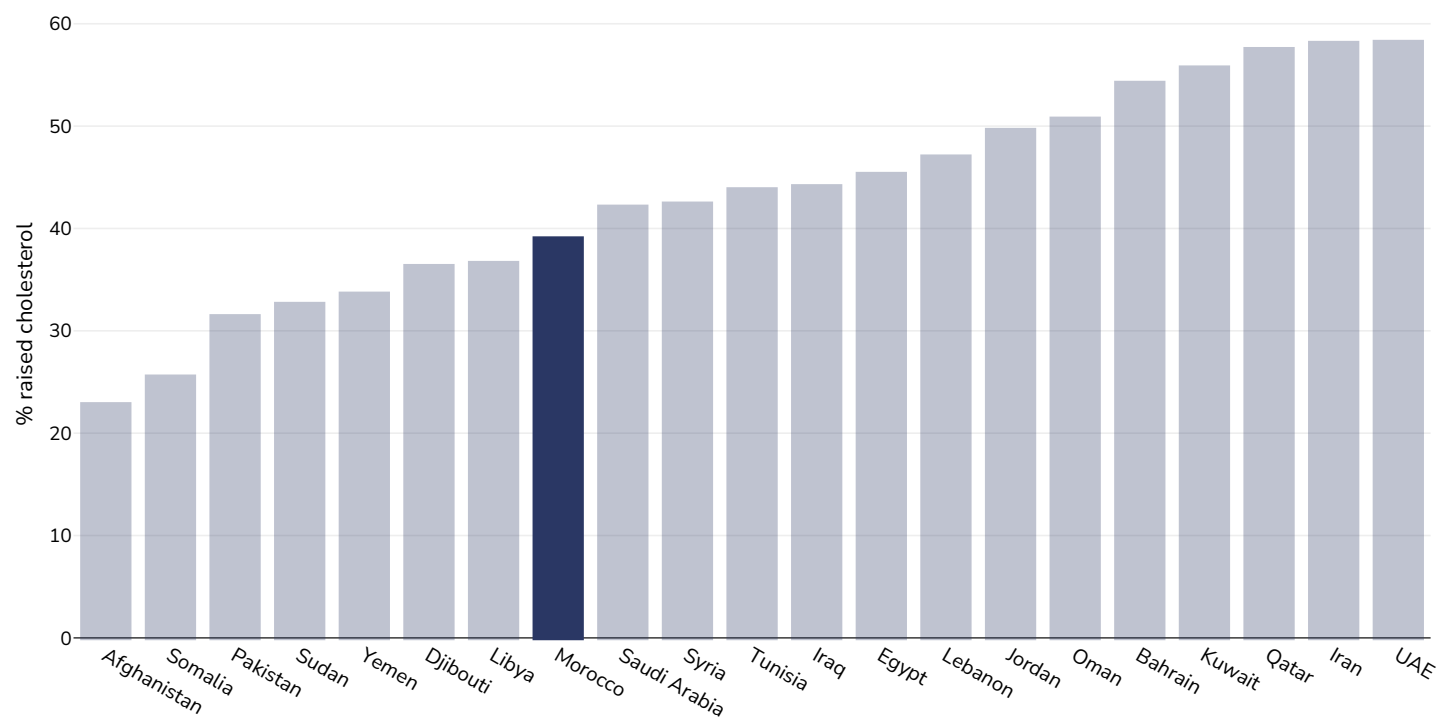
Men, 2008



References: Global Health Observatory data repository, World Health Organisation, <http://apps.who.int/gho/data/node.main.A885>

Definitions: % Raised total cholesterol (≥ 5.0 mmol/L) (age-standardized estimate).

Women, 2008

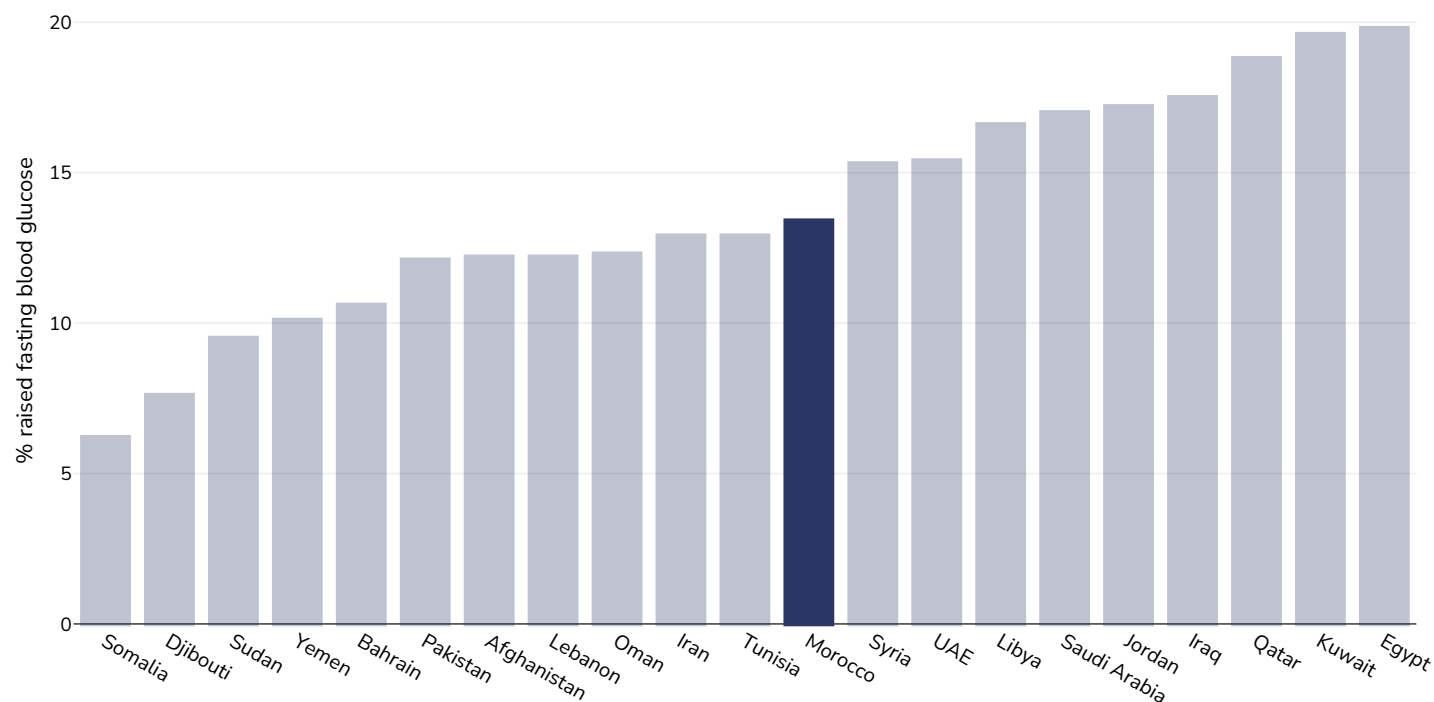


References: Global Health Observatory data repository, World Health Organisation, <http://apps.who.int/gho/data/node.main.A885>

Definitions: % Raised total cholesterol (≥ 5.0 mmol/L) (age-standardized estimate).

Raised fasting blood glucose

Men, 2014



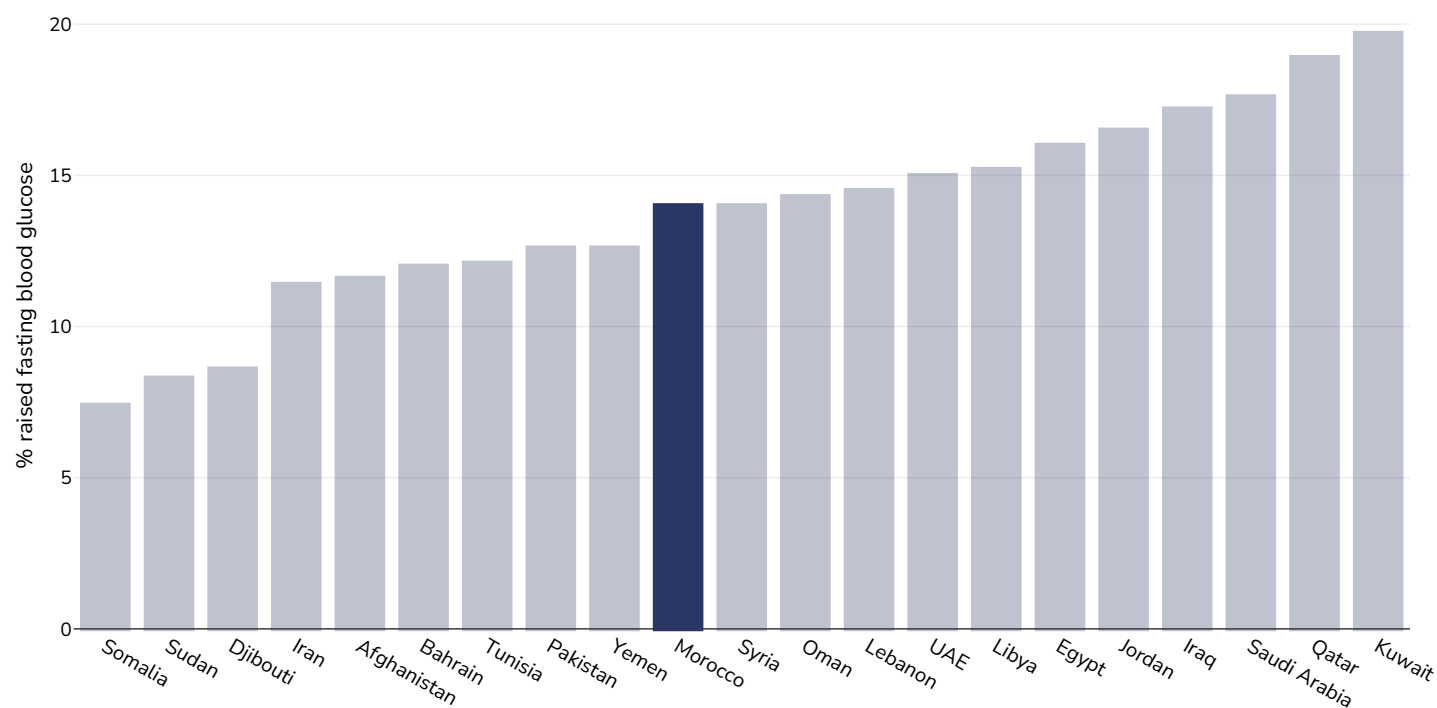
References:

Global Health Observatory data repository, World Health Organisation,
<http://apps.who.int/gho/data/node.main.A869?lang=en>

Definitions:

Age Standardised % raised fasting blood glucose (≥ 7.0 mmol/L or on medication).

Women, 2014



References:

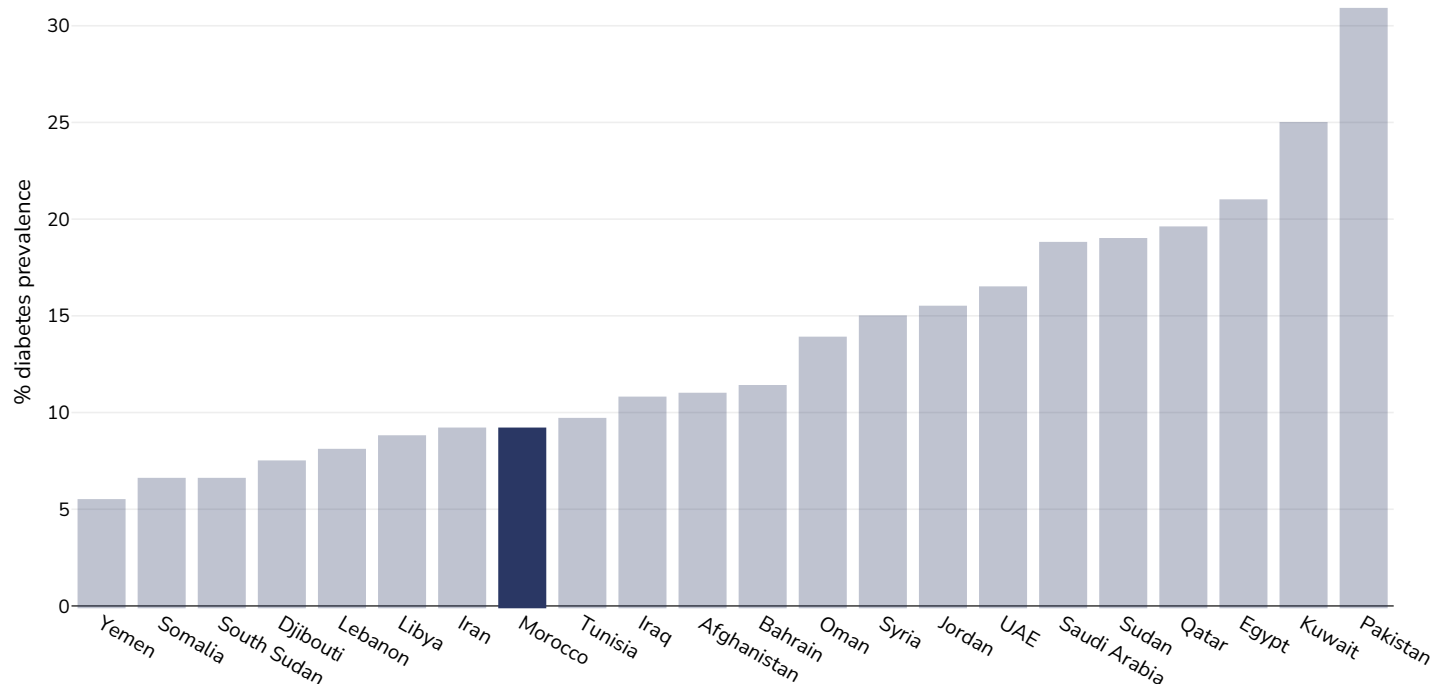
Global Health Observatory data repository, World Health Organisation,
<http://apps.who.int/gho/data/node.main.A869?lang=en>

Definitions:

Age Standardised % raised fasting blood glucose (≥ 7.0 mmol/L or on medication).

Diabetes prevalence

Adults, 2021



Age: 20-79

Area covered: National

References: Reproduced with kind permission International Diabetes Federation. IDF Diabetes Atlas, 10th edn. Brussels, Belgium:International Diabetes Federation, 2021. <http://www.diabetesatlas.org>






Definitions: Age-adjusted comparative prevalence of diabetes, %

Contextual factors

Disclaimer: These contextual factors should be interpreted with care. Results are updated as regularly as possible and use very specific criteria. The criteria used and full definitions are available for download at the bottom of this page.



Labelling

Is there mandatory nutrition labelling?	
Front-of-package labelling?	
Back-of-pack nutrition declaration?	
Color coding?	
Warning label?	



Regulation and marketing

Are there fiscal policies on unhealthy products?	✓
Tax on unhealthy foods?	✗
Tax on unhealthy drinks?	✓
Are there fiscal policies on healthy products?	✗
Subsidy on fruits?	✗
Subsidy on vegetables?	✗
Subsidy on other healthy products?	✗
Mandatory limit or ban of trans fat (all settings)?	✗
Mandatory limit of trans fats in place (all settings)?	✗
Ban on trans-fats or phos in place (all settings)?	✗
Are there any mandatory policies/marketing restrictions on the promotion of unhealthy food/drinks to children?	✓
Mandatory restriction on broadcast media?	✗
Mandatory restriction on non-broadcast media?	✗
Voluntary policies/marketing restrictions on the promotion of unhealthy food/drinks to children?	✗
Are there mandatory standards for food in schools?	✗
Are there any mandatory nutrient limits in any manufactured food products?	✗
Nutrition standards for public sector procurement?	✗



Political will and support

National obesity strategy or nutrition and physical activity national strategy?	✗
National obesity strategy?	✗
National childhood obesity strategy?	✗
Comprehensive nutrition strategy?	✓
Comprehensive physical activity strategy?	✗
Evidence-based dietary guidelines and/or RDAs?	✗
National target(s) on reducing obesity?	?
Guidelines/policy on obesity treatment?	✗
Promotion of breastfeeding?	✓



Monitoring and surveillance

Monitoring of the prevalence and incidence for the main obesity-related NCDs and risk factors?	✓
Within 5 years?	✓



Governance and resource

Multi-sectoral national co-ordination mechanism for obesity or nutrition (including obesity)?	✓
---	---

Key

✓ Present	✓ _v Present (voluntary)	✓ Incoming	✗ Absent	? Unknown
-----------	---------------------------------------	------------	----------	-----------