

# Report card

## Moldova

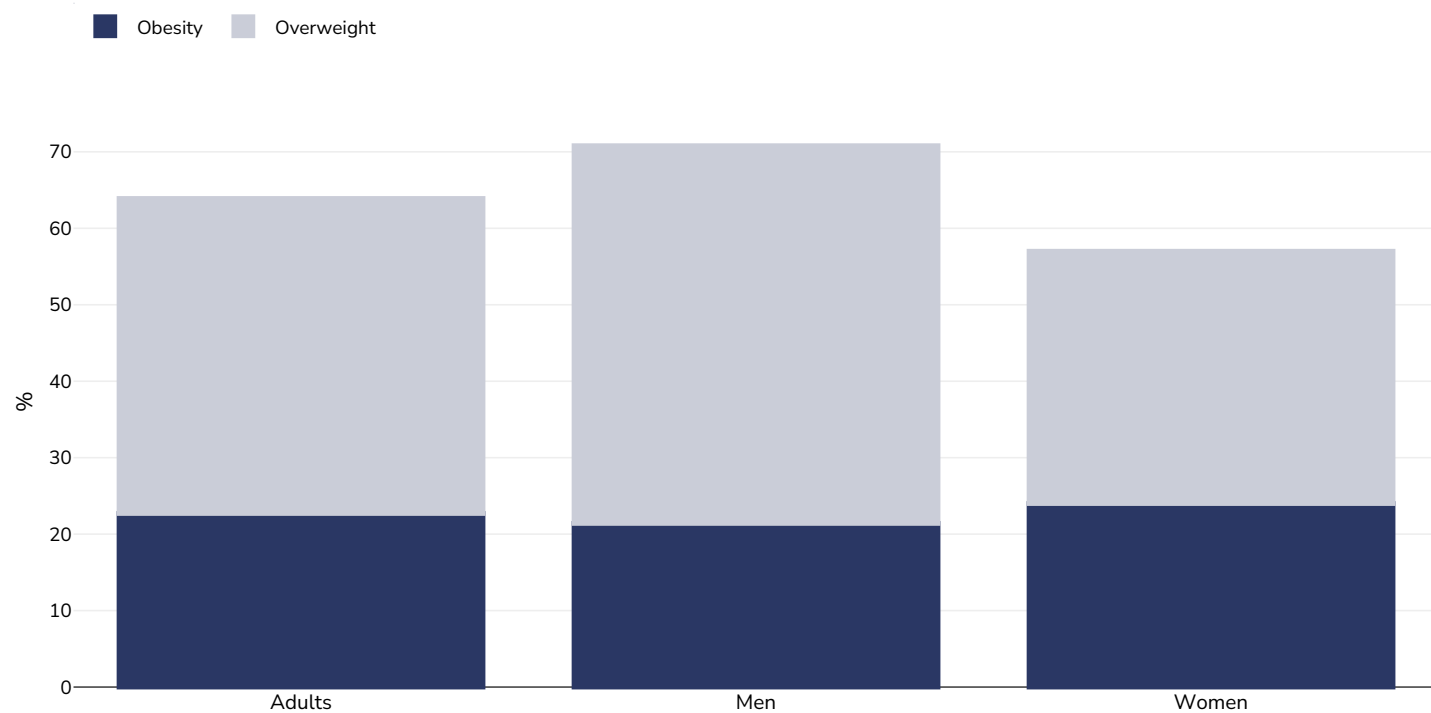


### Upper-middle income

| Contents   | Page |
|--|------|
| Obesity prevalence   | 2    |
| Overweight/obesity by education                                | 5    |
| Overweight/obesity by age                                      | 6    |
| Overweight/obesity by region                                   | 8    |
| Overweight/obesity by socio-economic group                     | 12   |
| Insufficient physical activity                                 | 15   |
| Prevalence of at least daily carbonated soft drink consumption | 21   |
| Estimated per capita fruit intake                              | 22   |
| Prevalence of less than daily fruit consumption                | 23   |
| Prevalence of less than daily vegetable consumption            | 24   |
| Estimated per-capita processed meat intake                     | 25   |
| Estimated per capita whole grains intake                       | 26   |
| Mental health - depression disorders                           | 27   |
| Mental health - anxiety disorders                              | 28   |
| % Infants exclusively breastfed 0-5 months                     | 29   |
| Oesophageal cancer   | 30   |
| Breast cancer  | 32   |
| Colorectal cancer  | 33   |
| Pancreatic cancer  | 35   |
| Gallbladder cancer   | 37   |
| Kidney cancer  | 39   |
| Cancer of the uterus   | 41   |
| Raised blood pressure  | 42   |
| Raised cholesterol   | 45   |
| Raised fasting blood glucose                                   | 48   |
| Diabetes prevalence  | 50   |
| Ovarian Cancer   | 51   |
| Leukemia   | 52   |
| Leukemia   | 54   |
| Liver and intrahepatic bile duct Cancer                        | 56   |
| Multiple Myeloma   | 58   |
| Non Hodgkin Lymphoma   | 60   |
| Thyroid Cancer   | 62   |
| Contextual factors   | 64   |

## Obesity prevalence

### Adults, 2021



Survey type: Measured

Age: 18-69

Sample size: 5760

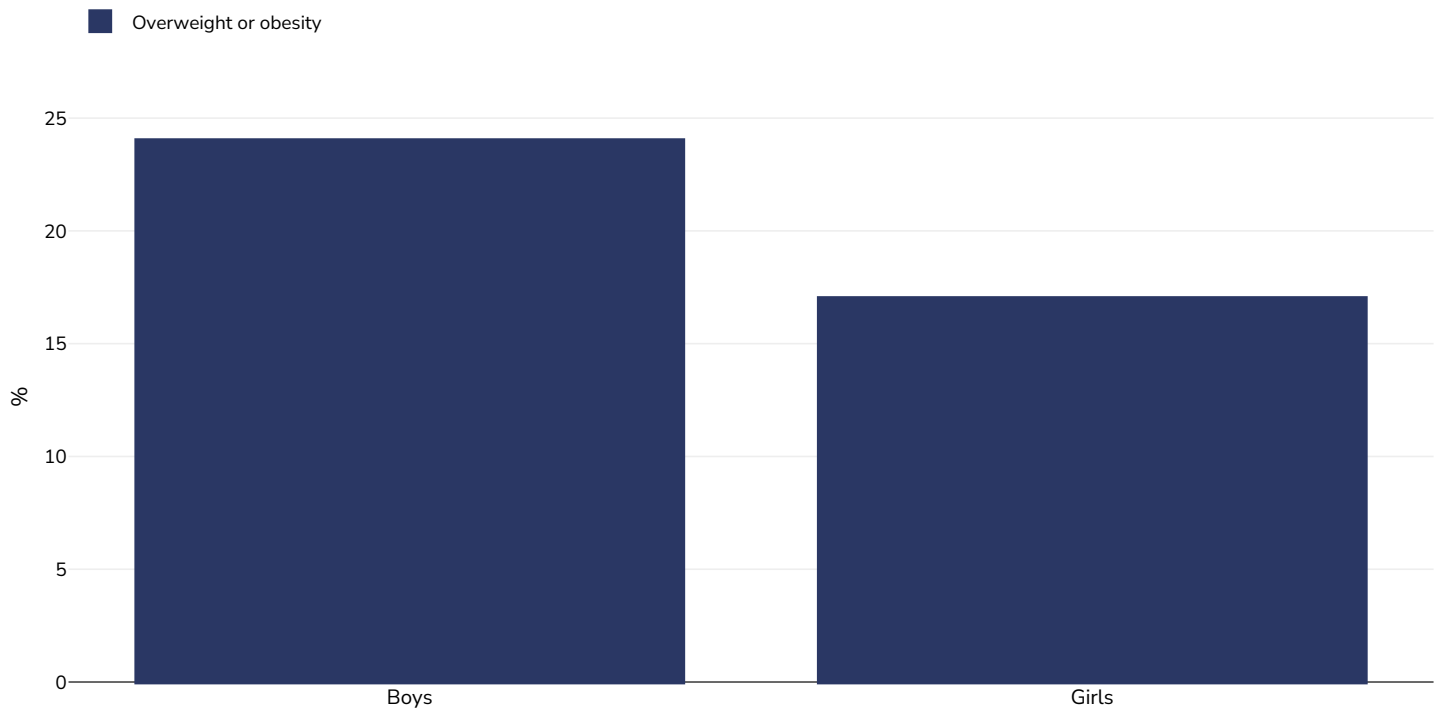
Area covered: National

References: STEPS: prevalence of noncommunicable disease risk factors in the Republic of Moldova, 2021. Copenhagen: WHO Regional Office for Europe; 2022. Licence: CC BY-NC-SA 3.0 IGO.

Notes: These measurements were carried out on all survey participants except pregnant women.

*Unless otherwise noted, overweight refers to a BMI between 25kg and 29.9kg/m<sup>2</sup>, obesity refers to a BMI greater than 30kg/m<sup>2</sup>.*

## Children, 2021-2022



Survey type: Self-reported

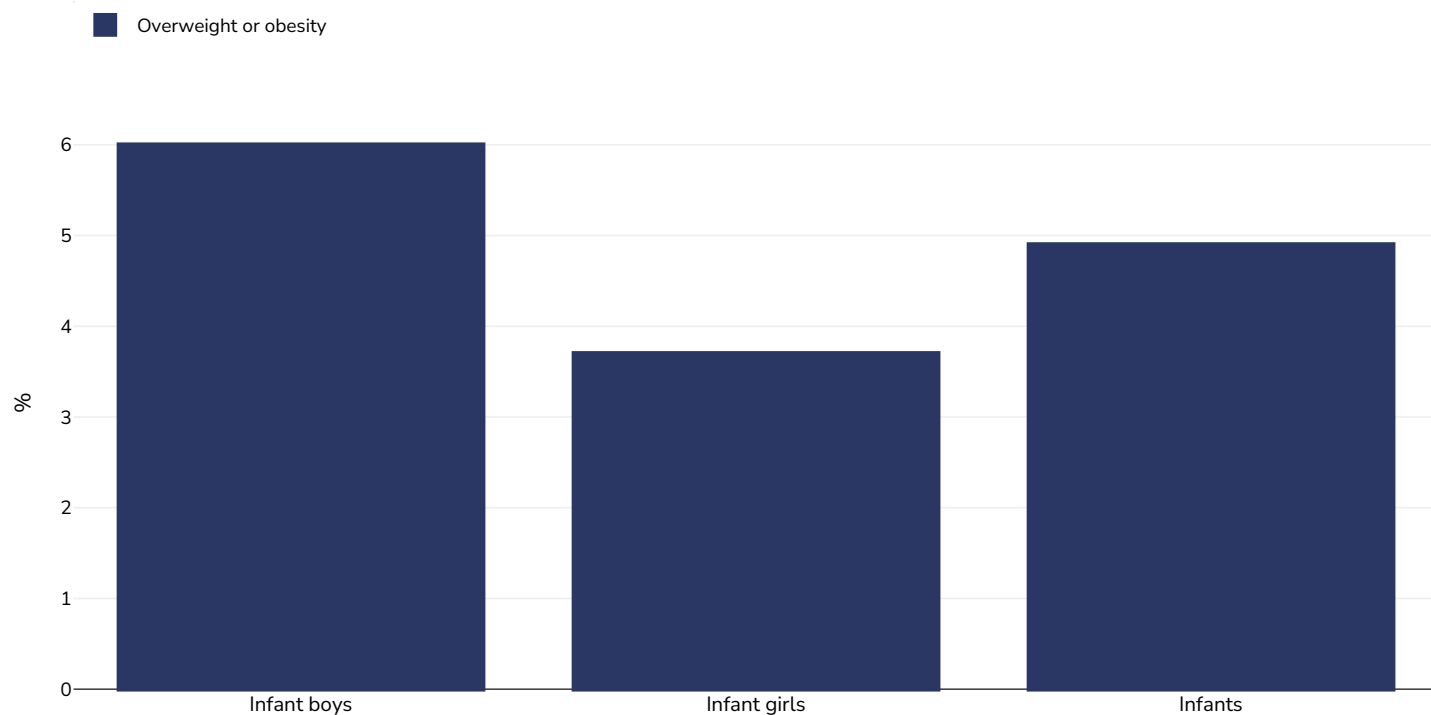
Age: 13

References: Rakic JG, Hamrik Z, Dzielska A, Felder-Puig R, Oja L, Bakalár P et al. A focus on adolescent physical activity, eating behaviours, weight status and body image in Europe, central Asia and Canada. Health Behaviour in School-aged Children (HBSC) international report from the 2021/2022 survey. Volume 4. Copenhagen: WHO Regional Office for Europe; 2024. 'Any translation was not created by the World Health Organization (WHO). WHO is not responsible for the content or accuracy of this translation. The original English edition shall be the binding and authentic edition'

Notes: HBSC aims to survey approximately 1500 pupils per age group in each country or region (totaling around 4500)

Cutoffs: +2SD

## Infants, 2012



Age: 0-5

Sample size: 1698

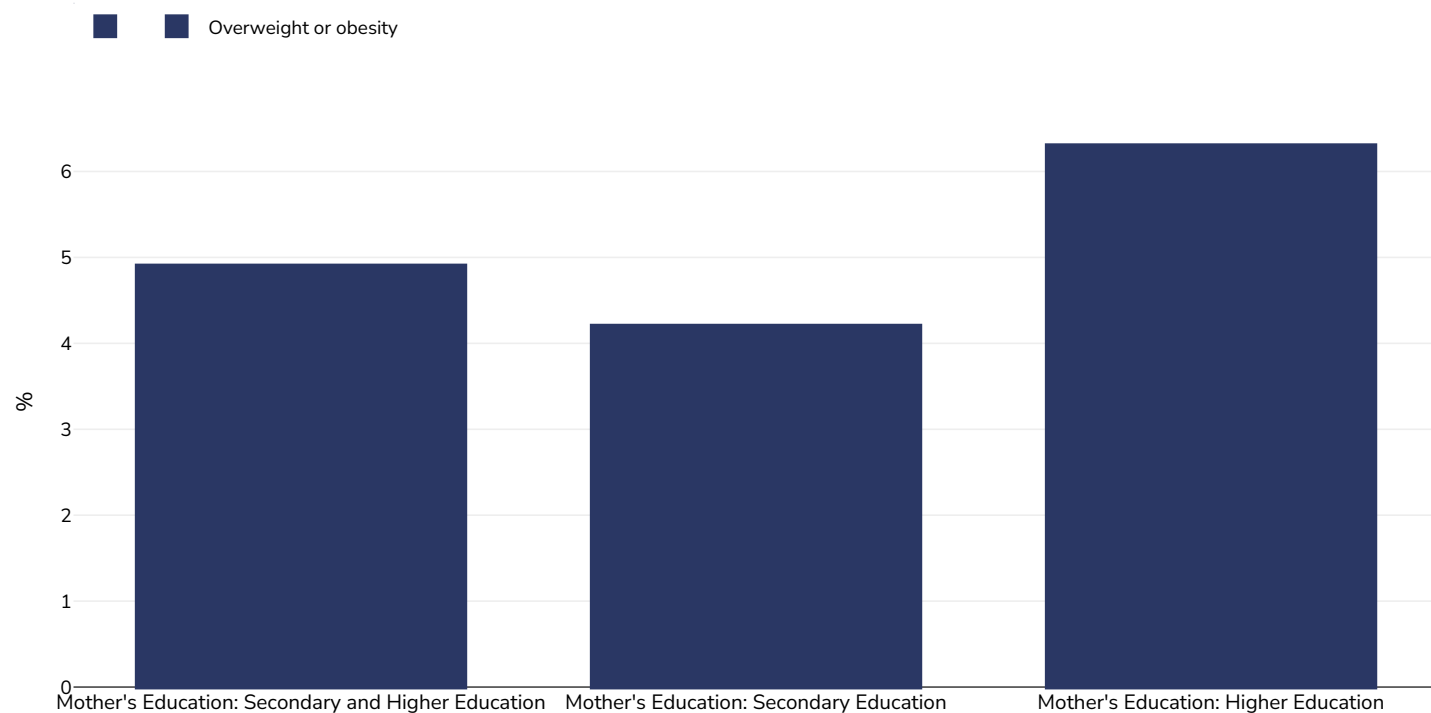
References: MICS: 2012 Republic of Moldova multiple indicator cluster survey. Final report (MICS4). Chisinau, Republic of Moldova, 2014.

Notes: UNICEF/WHO/World Bank Joint Child Malnutrition Estimates Expanded Database: Overweight (Survey Estimates), May 2023, New York. For more information about the methodology, please consult <https://data.unicef.org/resources/jme-2023-country-consultations/> Percentage of children under 5 years of age falling above 2 standard deviations (moderate and severe) from the median weight-for-height of the reference population.

Definitions: =>+2SD

## Overweight/obesity by education

### Infants, 2012



Sample size: 1698

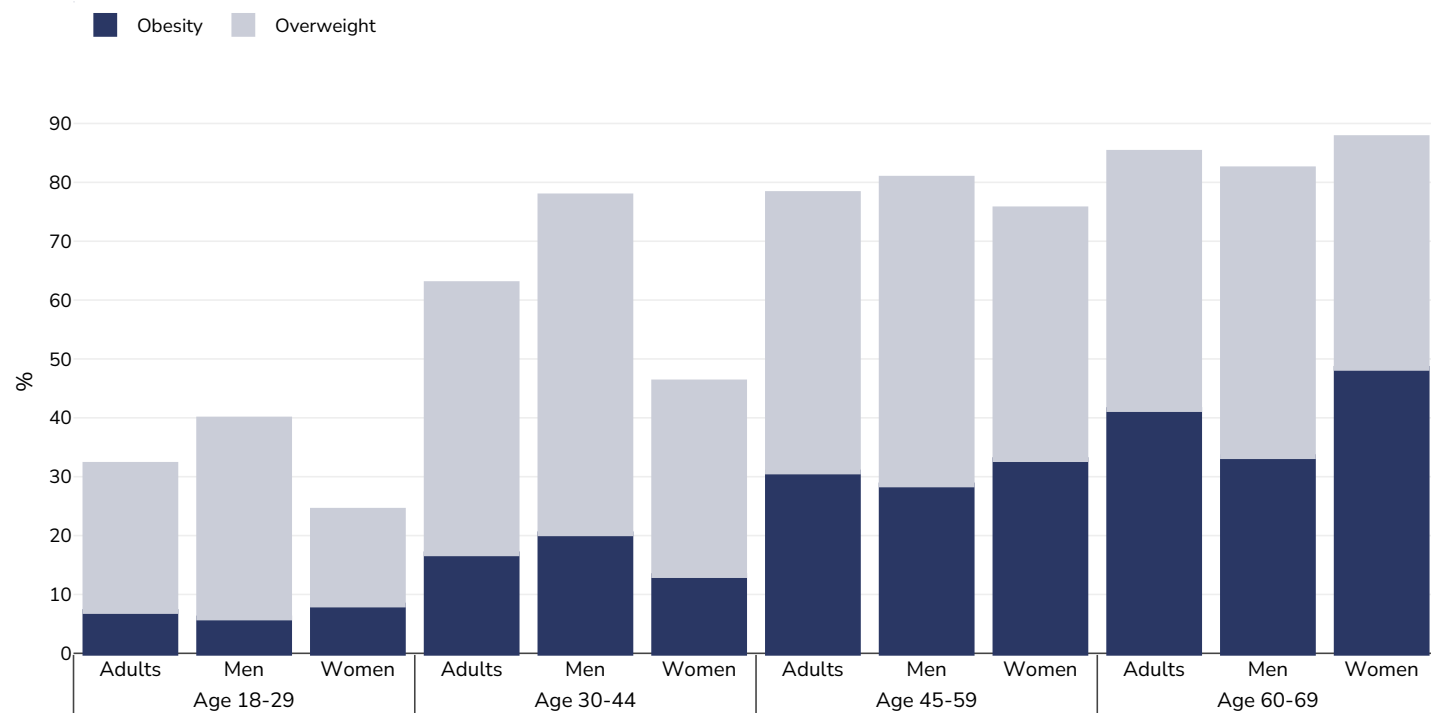
References: MICS: 2012 Republic of Moldova multiple indicator cluster survey. Final report (MICS4). Chisinau, Republic of Moldova, 2014.

Notes: UNICEF/WHO/World Bank Joint Child Malnutrition Estimates Expanded Database: Overweight (Survey Estimates), May 2023, New York. For more information about the methodology, please consult <https://data.unicef.org/resources/jme-2023-country-consultations/> Percentage of children under 5 years of age falling above 2 standard deviations (moderate and severe) from the median weight-for-height of the reference population.

Definitions: =>+2SD

## Overweight/obesity by age

### Adults, 2021



Survey type: Measured

Sample size: 5760

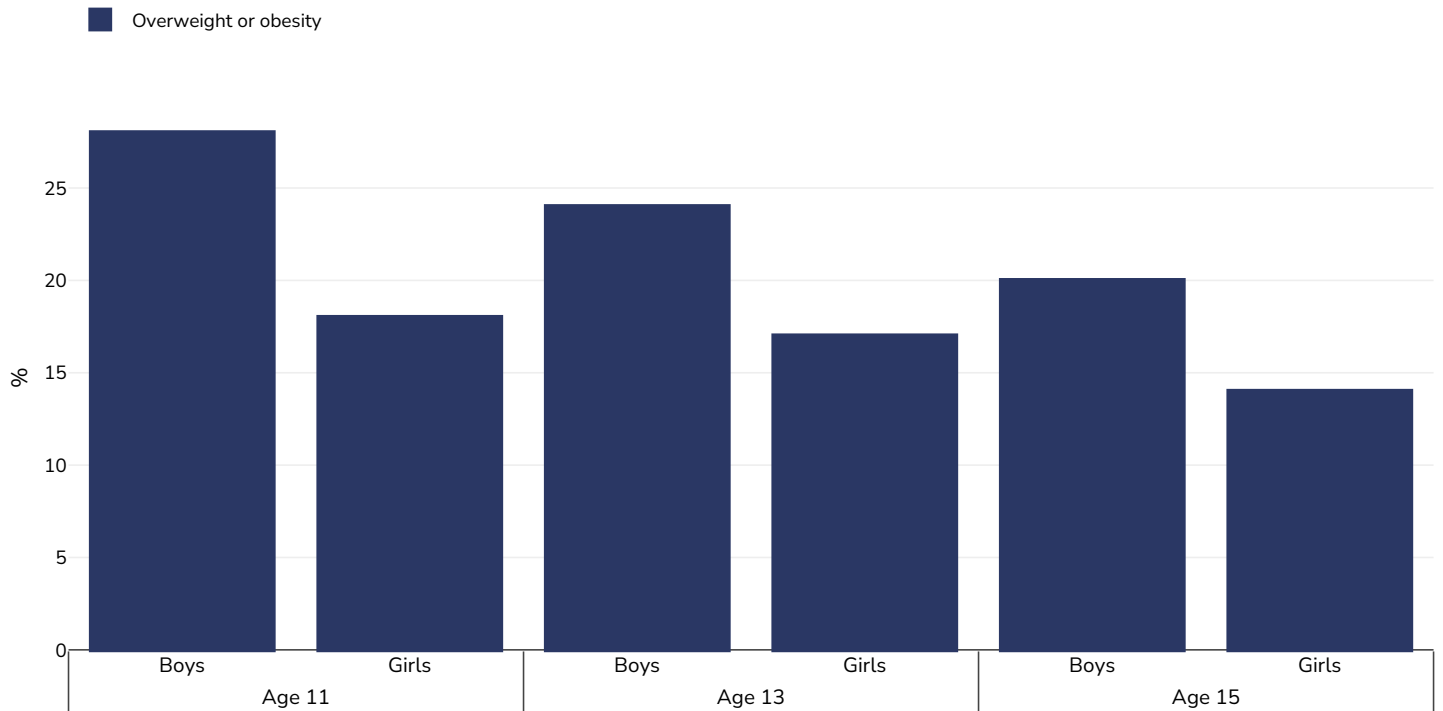
Area covered: National

References: STEPS: prevalence of noncommunicable disease risk factors in the Republic of Moldova, 2021. Copenhagen: WHO Regional Office for Europe; 2022. Licence: CC BY-NC-SA 3.0 IGO.

Notes: These measurements were carried out on all survey participants except pregnant women.

*Unless otherwise noted, overweight refers to a BMI between 25kg and 29.9kg/m<sup>2</sup>, obesity refers to a BMI greater than 30kg/m<sup>2</sup>.*

## Children, 2021-2022



Survey type: Self-reported

Area covered: See Report

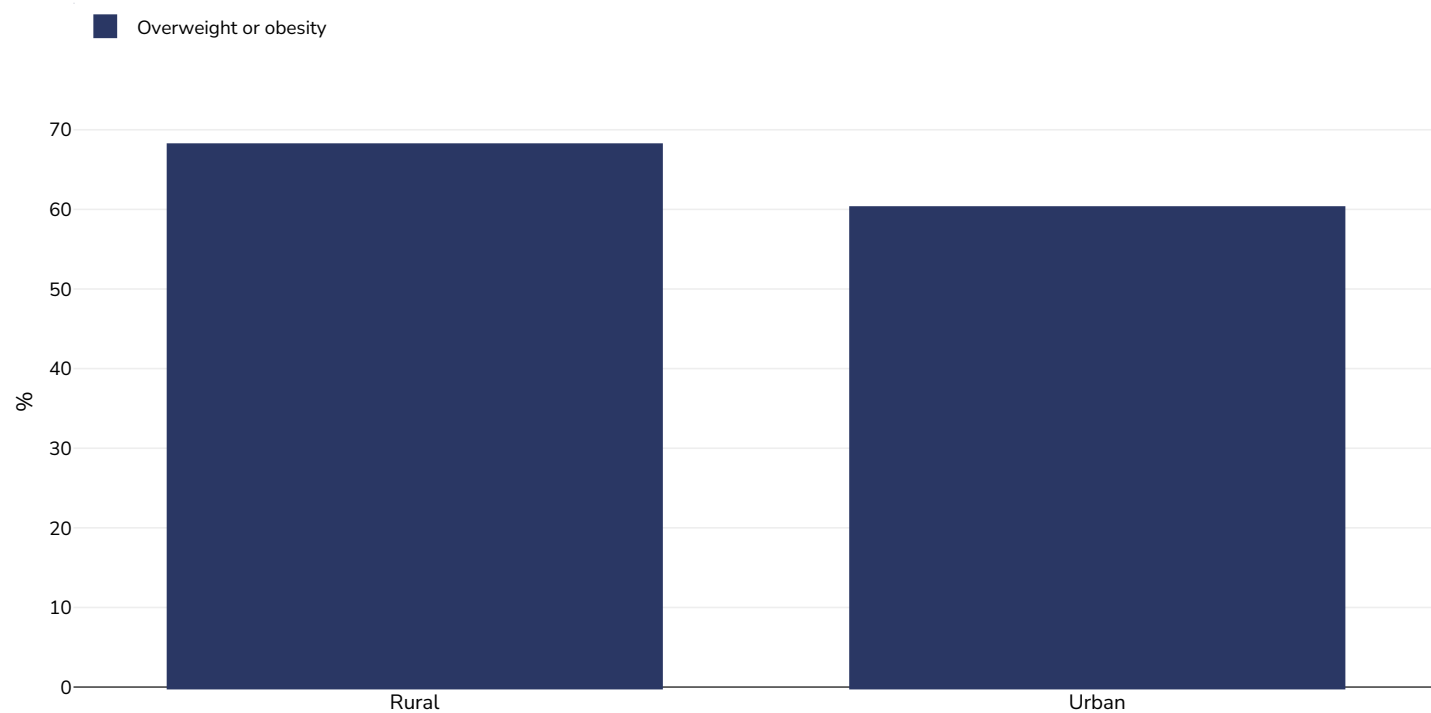
References: Rakić JG, Hamrik Z, Dzielska A, Felder-Puig R, Oja L, Bakalár P et al. A focus on adolescent physical activity, eating behaviours, weight status and body image in Europe, central Asia and Canada. Health Behaviour in School-aged Children (HBSC) international report from the 2021/2022 survey. Volume 4. Copenhagen: WHO Regional Office for Europe; 2024. 'Any translation was not created by the World Health Organization (WHO). WHO is not responsible for the content or accuracy of this translation. The original English edition shall be the binding and authentic edition'

Notes: HBSC aims to survey approximately 1500 pupils per age group in each country or region (totaling around 4500)

Cutoffs: +2SD

## Overweight/obesity by region

### Adults, 2021



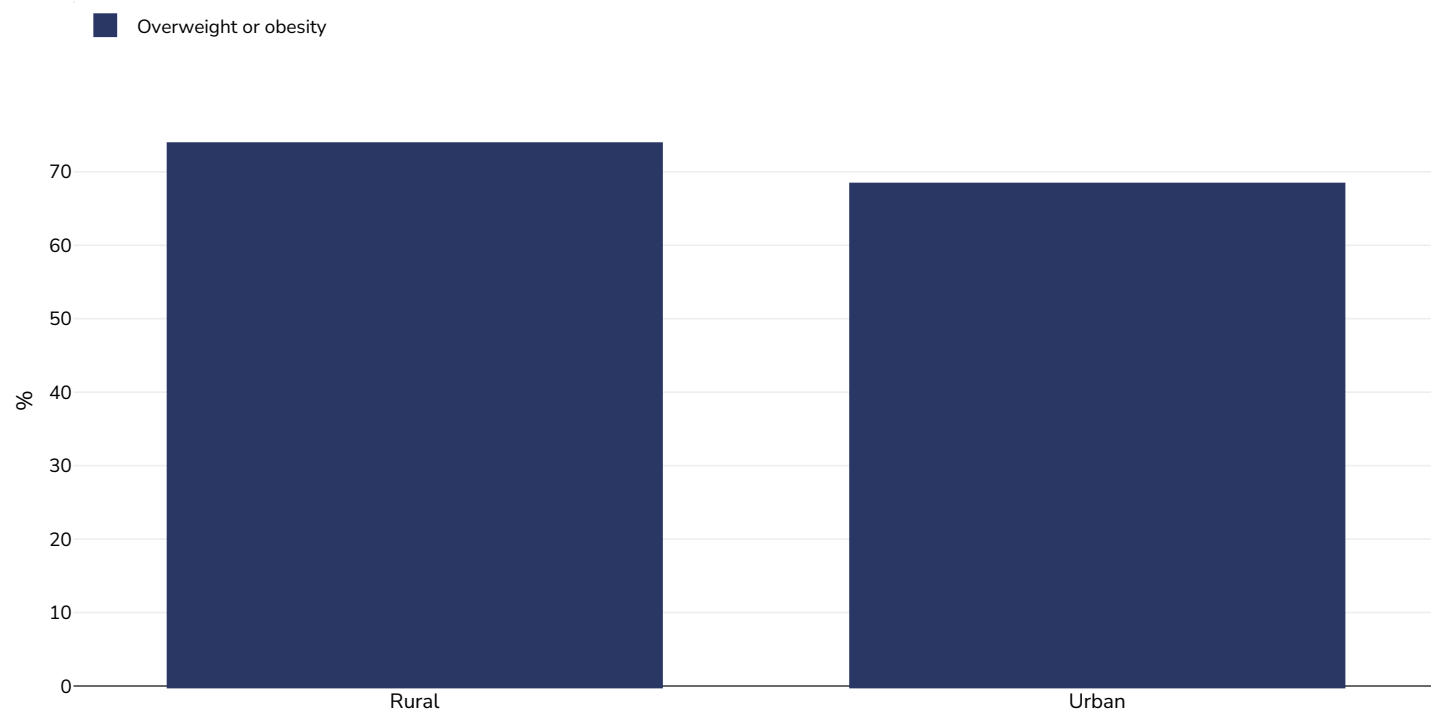
|               |          |
|---------------|----------|
| Survey type:  | Measured |
| Age:          | 18-69    |
| Sample size:  | 5760     |
| Area covered: | National |

References: STEPS: prevalence of noncommunicable disease risk factors in the Republic of Moldova, 2021. Copenhagen: WHO Regional Office for Europe; 2022. Licence: CC BY-NC-SA 3.0 IGO.

*Unless otherwise noted, overweight refers to a BMI between 25kg and 29.9kg/m<sup>2</sup>, obesity refers to a BMI greater than 30kg/m<sup>2</sup>.*



## Men, 2021

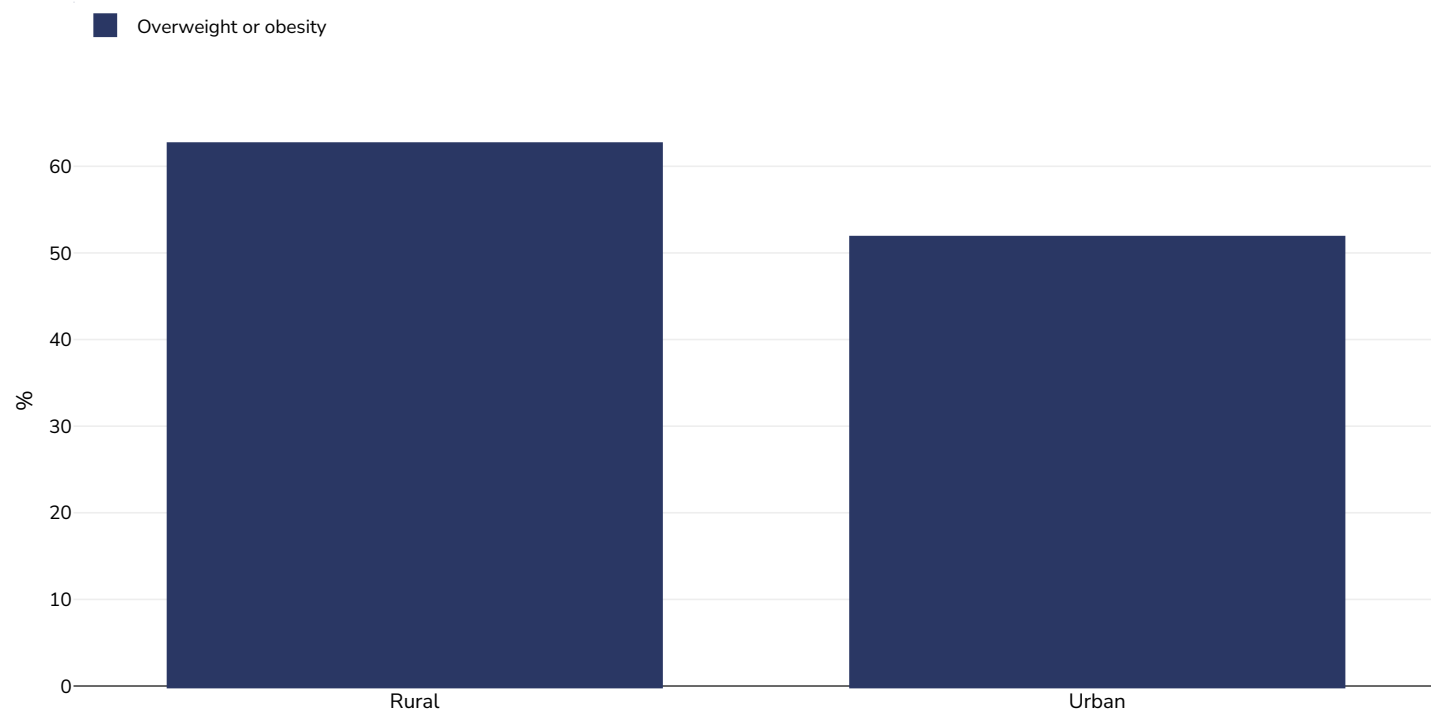


|               |          |
|---------------|----------|
| Survey type:  | Measured |
| Age:          | 18-69    |
| Sample size:  | 5760     |
| Area covered: | National |

References: STEPS: prevalence of noncommunicable disease risk factors in the Republic of Moldova, 2021. Copenhagen: WHO Regional Office for Europe; 2022. Licence: CC BY-NC-SA 3.0 IGO.

*Unless otherwise noted, overweight refers to a BMI between 25kg and 29.9kg/m<sup>2</sup>, obesity refers to a BMI greater than 30kg/m<sup>2</sup>.*

## Women, 2021

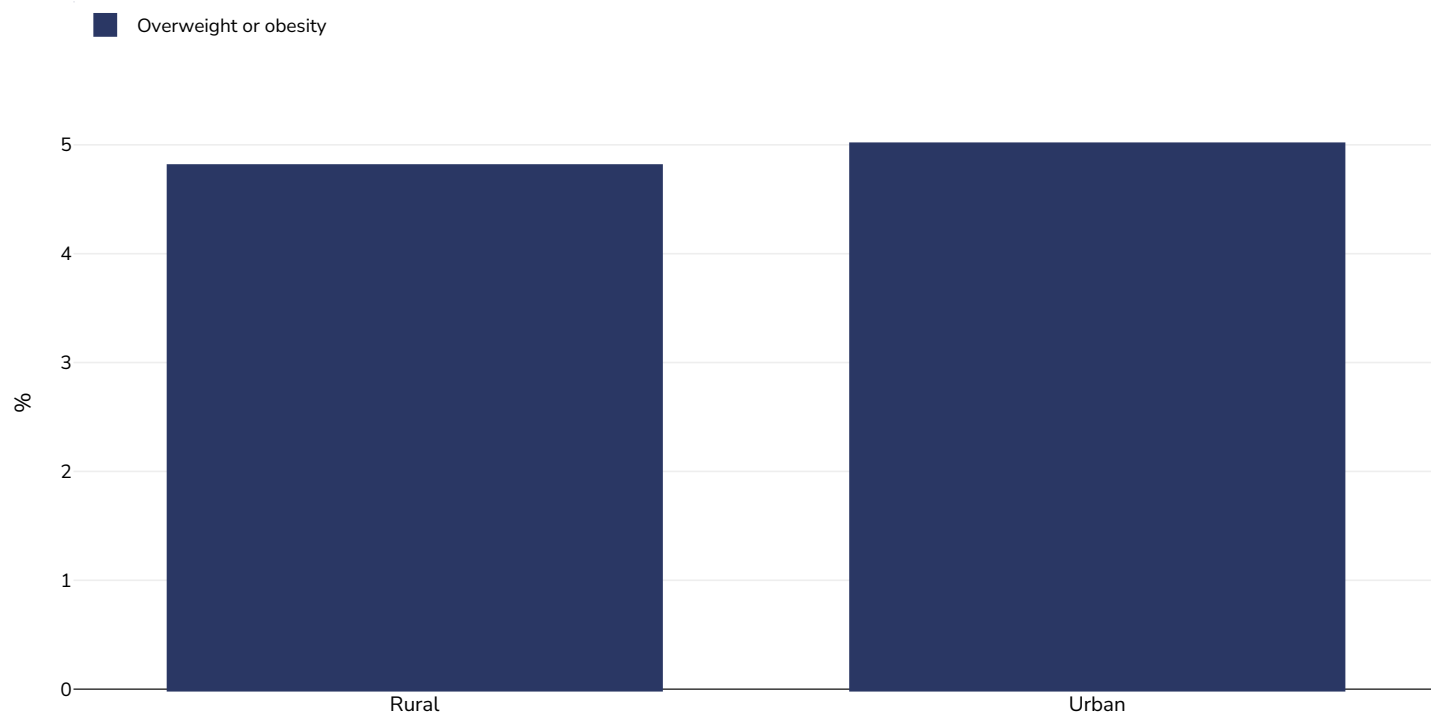


|               |          |
|---------------|----------|
| Survey type:  | Measured |
| Age:          | 18-69    |
| Sample size:  | 5760     |
| Area covered: | National |

References: STEPS: prevalence of noncommunicable disease risk factors in the Republic of Moldova, 2021. Copenhagen: WHO Regional Office for Europe; 2022. Licence: CC BY-NC-SA 3.0 IGO.

*Unless otherwise noted, overweight refers to a BMI between 25kg and 29.9kg/m<sup>2</sup>, obesity refers to a BMI greater than 30kg/m<sup>2</sup>.*

## Infants, 2012



Sample size: 1698

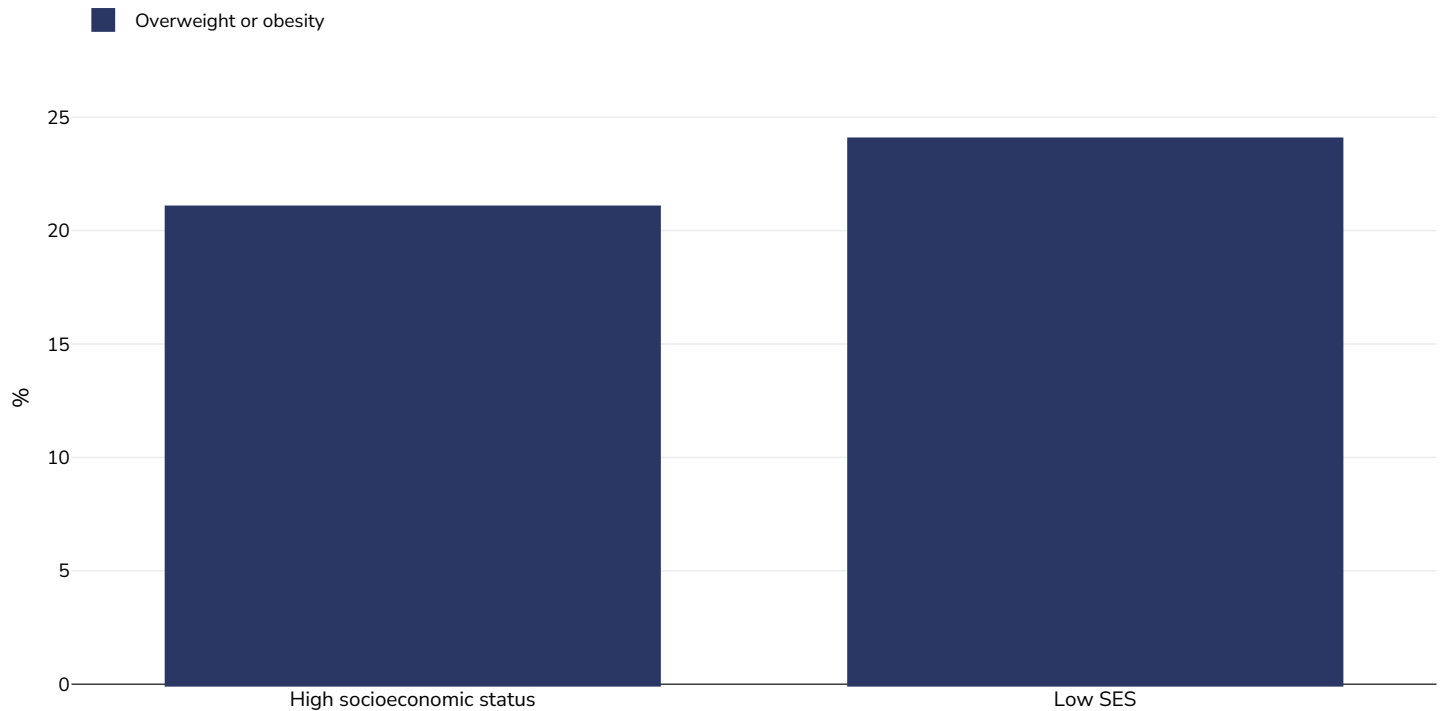
References: MICS: 2012 Republic of Moldova multiple indicator cluster survey. Final report (MICS4). Chisinau, Republic of Moldova, 2014.

Notes: UNICEF/WHO/World Bank Joint Child Malnutrition Estimates Expanded Database: Overweight (Survey Estimates), May 2023, New York. For more information about the methodology, please consult <https://data.unicef.org/resources/jme-2023-country-consultations/> Percentage of children under 5 years of age falling above 2 standard deviations (moderate and severe) from the median weight-for-height of the reference population.

Definitions: =>+2SD

## Overweight/obesity by socio-economic group

### Boys, 2021-2022



Survey type: Self-reported

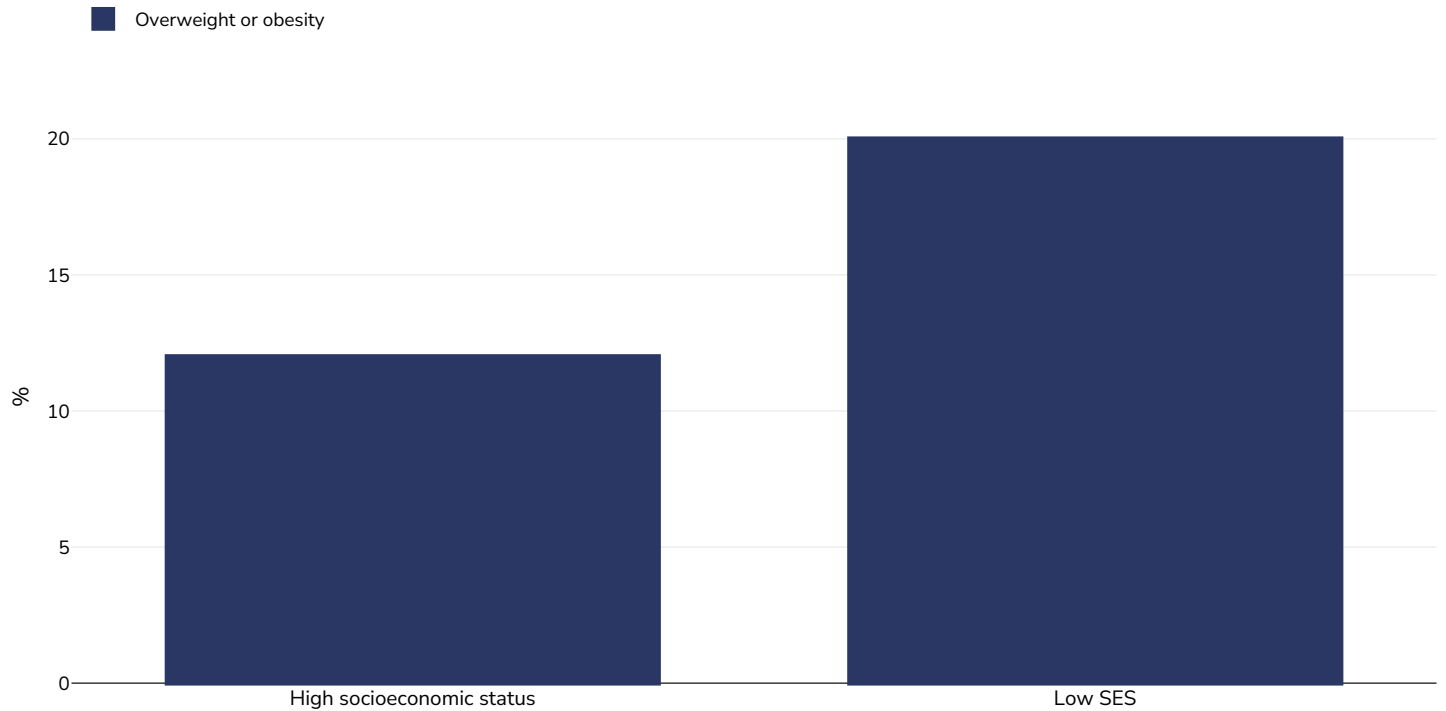
Age: 11-15

References: Rakić JG, Hamrik Z, Dzielska A, Felder-Puig R, Oja L, Bakalár P et al. A focus on adolescent physical activity, eating behaviours, weight status and body image in Europe, central Asia and Canada. Health Behaviour in School-aged Children (HBSC) international report from the 2021/2022 survey. Volume 4. Copenhagen: WHO Regional Office for Europe; 2024. 'Any translation was not created by the World Health Organization (WHO). WHO is not responsible for the content or accuracy of this translation. The original English edition shall be the binding and authentic edition'

Notes: Family affluence scale HBSC aims to survey approximately 1500 pupils per age group in each country or region (totaling around 4500)

Cutoffs: +2SD

## Girls, 2021-2022



Survey type: Self-reported

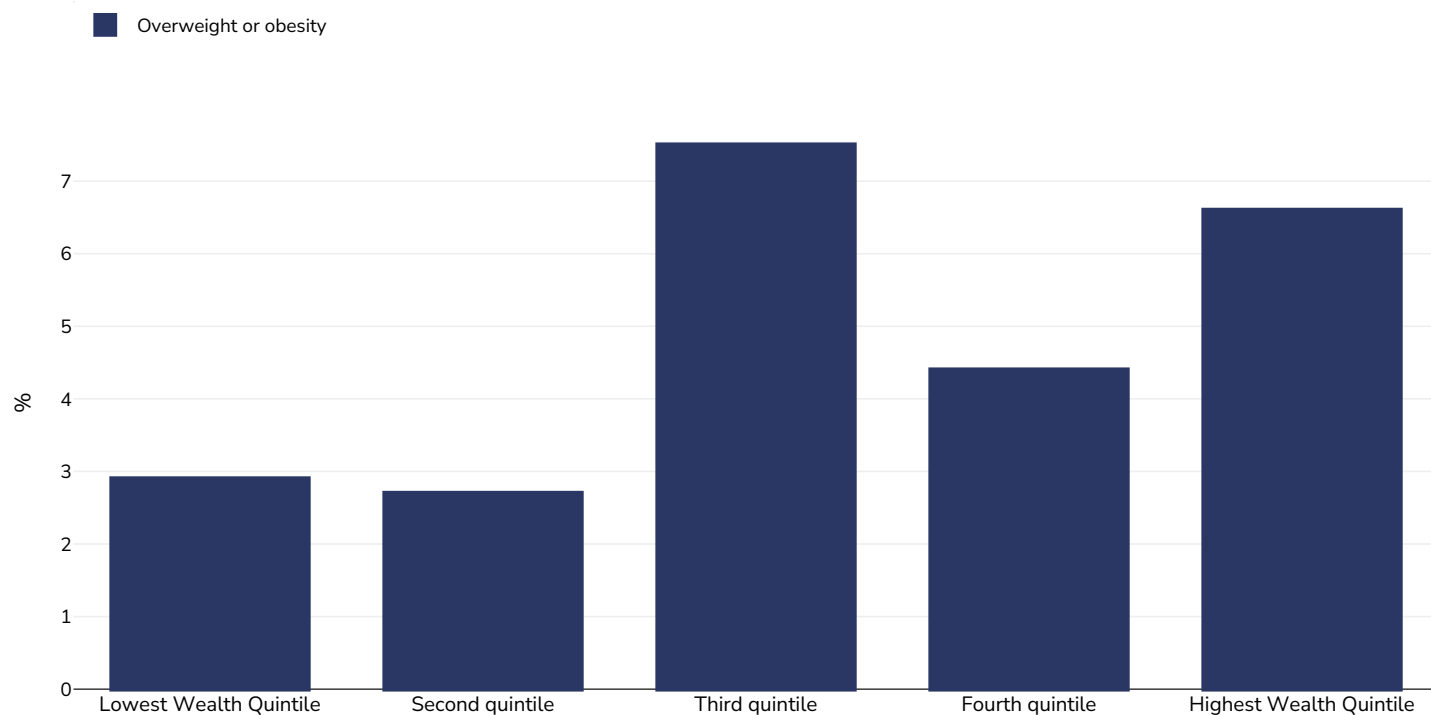
Age: 11-15

References: Raki? JG, Hamrik Z, Dzielska A, Felder-Puig R, Oja L, Bakalár P et al. A focus on adolescent physical activity, eating behaviours, weight status and body image in Europe, central Asia and Canada. Health Behaviour in School-aged Children (HBSC) international report from the 2021/2022 survey. Volume 4. Copenhagen: WHO Regional Office for Europe; 2024. 'Any translation was not created by the World Health Organization (WHO). WHO is not responsible for the content or accuracy of this translation. The original English edition shall be the binding and authentic edition'

Notes: Family affluence scale HBSC aims to survey approximately 1500 pupils per age group in each country or region (totaling around 4500)

Cutoffs: +2SD

## Infants, 2012



Sample size: 1698

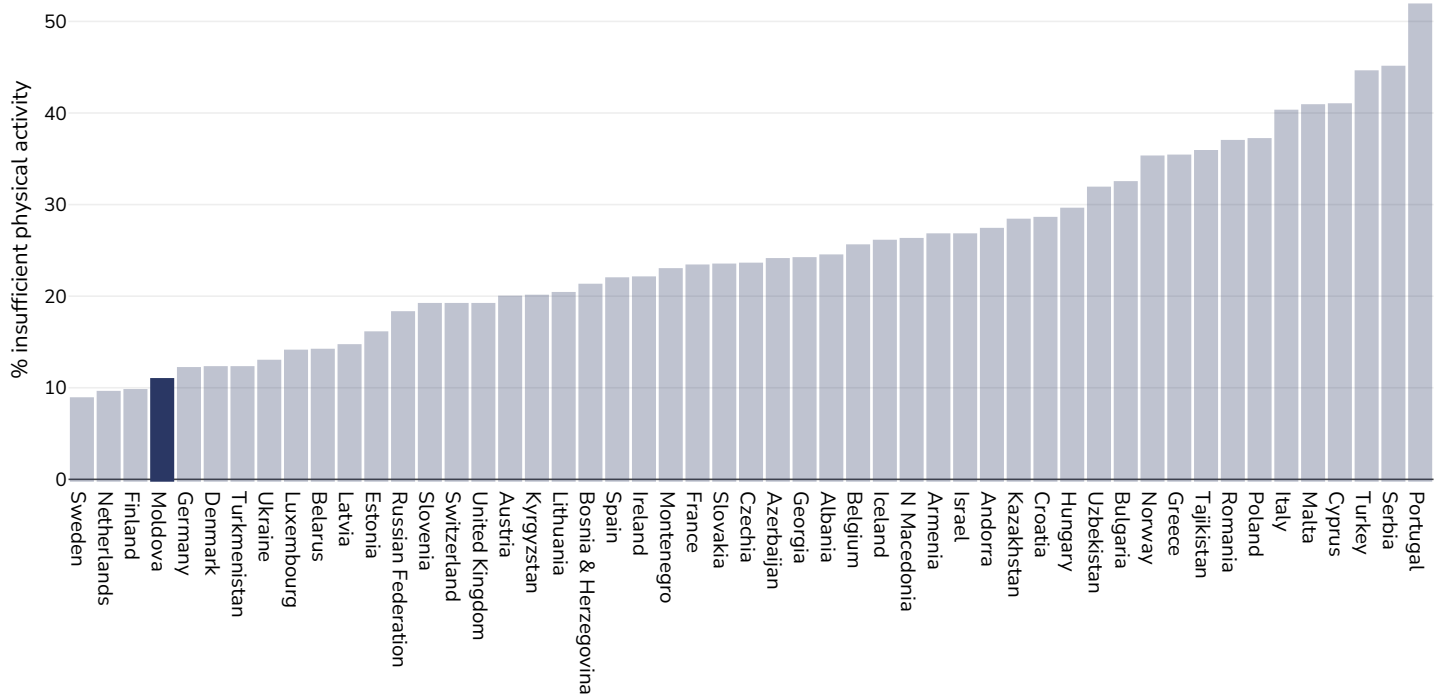
References: MICS: 2012 Republic of Moldova multiple indicator cluster survey. Final report (MICS4). Chisinau, Republic of Moldova, 2014.

Notes: UNICEF/WHO/World Bank Joint Child Malnutrition Estimates Expanded Database: Overweight (Survey Estimates), May 2023, New York. For more information about the methodology, please consult <https://data.unicef.org/resources/jme-2023-country-consultations/> Percentage of children under 5 years of age falling above 2 standard deviations (moderate and severe) from the median weight-for-height of the reference population.

Definitions: =>+2SD

## Insufficient physical activity

### Adults, 2022



Survey type: Self-reported

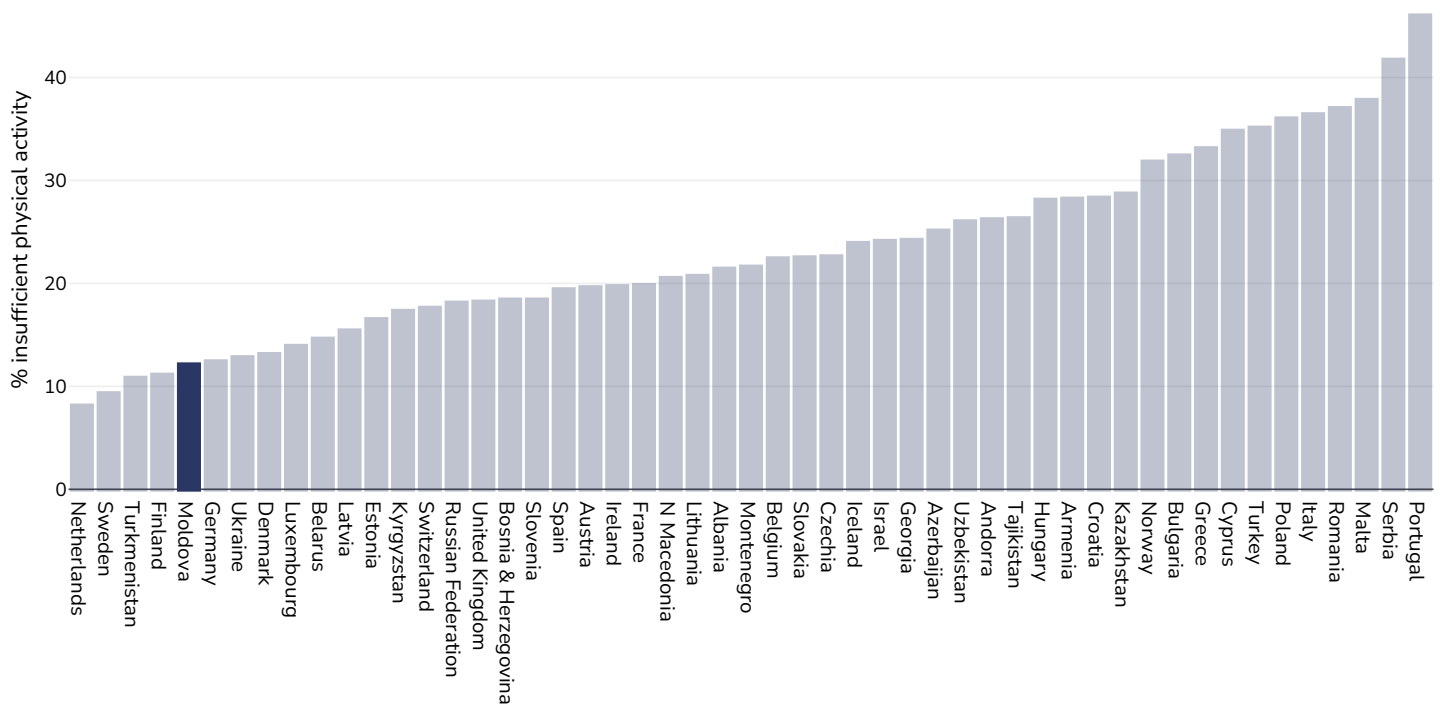
Age: 18+

Area covered: National

References: WHO (2024). Prevalence of insufficient physical activity among adults aged 18-years age-standardized estimate in 2022. Available at [https://www.who.int/data/gho/data/indicators/indicator-details/GHO/prevalence-of-insufficient-physical-activity-among-adults-aged-18-years-\(age-standardized-estimate\)-\(-\)](https://www.who.int/data/gho/data/indicators/indicator-details/GHO/prevalence-of-insufficient-physical-activity-among-adults-aged-18-years-(age-standardized-estimate)-(-))

Definitions: Percent of population attaining less than 150 minutes of moderate-intensity physical activity per week, or less than 75 minutes of vigorous-intensity physical activity per week, or equivalent.

## Men, 2022



Survey type: Self-reported

Age: 18+

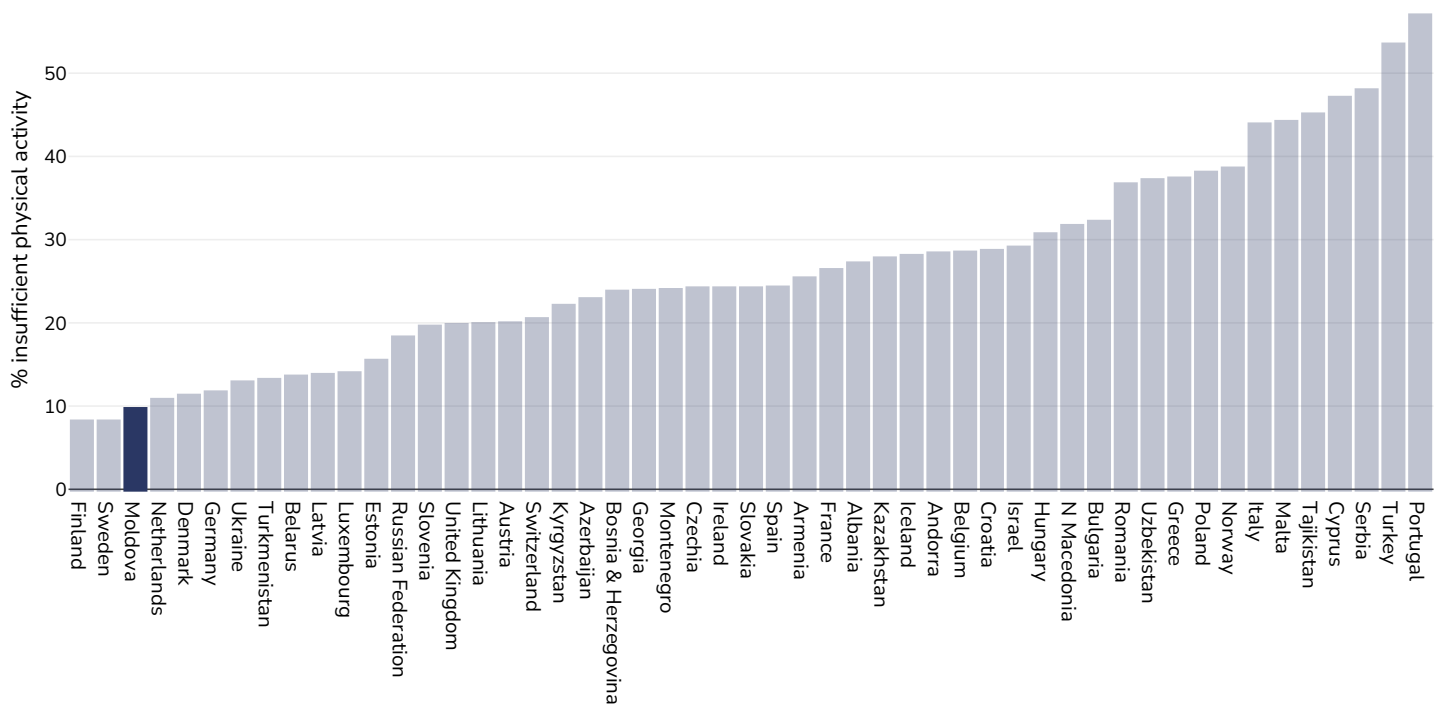
Area covered: National

References: WHO (2024). Prevalence of insufficient physical activity among adults aged 18-years age-standardized estimate in 2022. Available at [https://www.who.int/data/gho/data/indicators/indicator-details/GHO/prevalence-of-insufficient-physical-activity-among-adults-aged-18-years-\(age-standardized-estimate\)-\(-\)](https://www.who.int/data/gho/data/indicators/indicator-details/GHO/prevalence-of-insufficient-physical-activity-among-adults-aged-18-years-(age-standardized-estimate)-(-))

Definitions: Percent of population attaining less than 150 minutes of moderate-intensity physical activity per week, or less than 75 minutes of vigorous-intensity physical activity per week, or equivalent.



## Women, 2022



Survey type: Self-reported

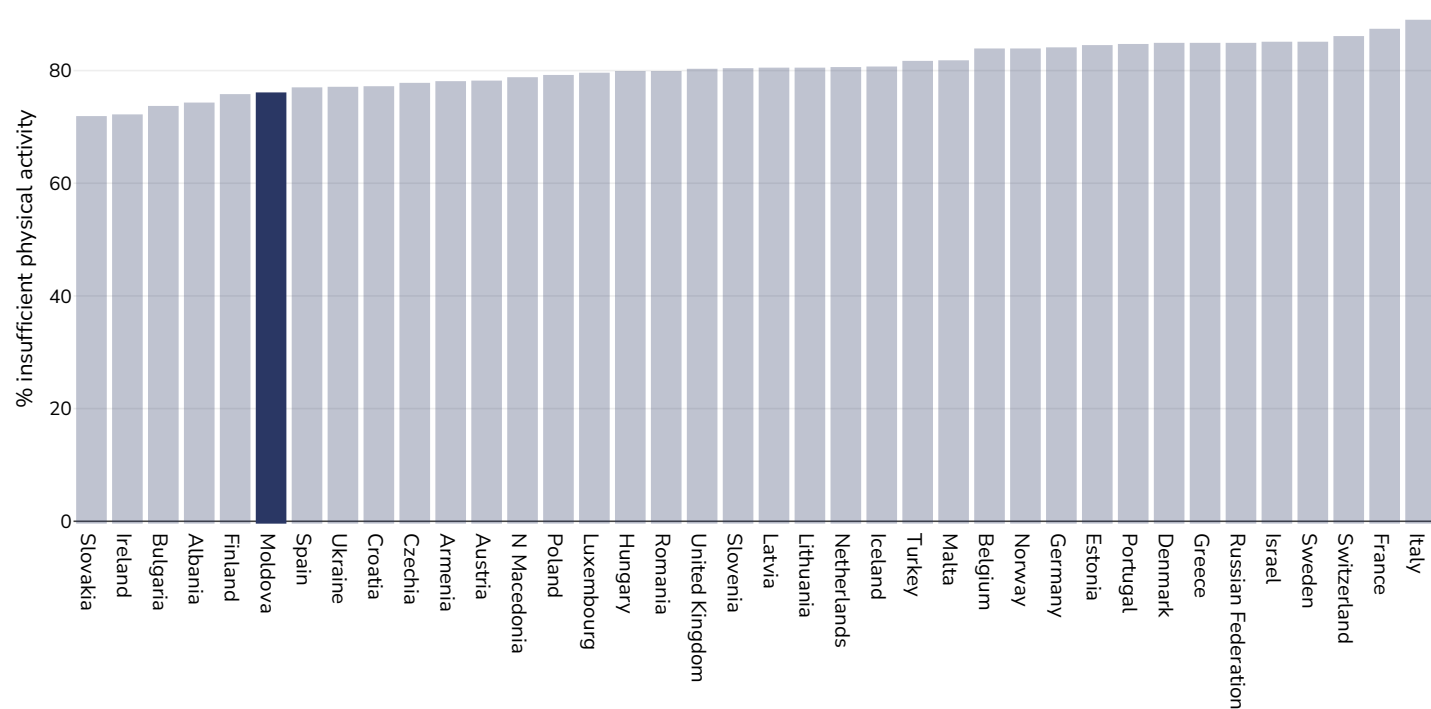
Age: 18+

Area covered: National

References: WHO (2024). Prevalence of insufficient physical activity among adults aged 18-years age-standardized estimate in 2022. Available at [https://www.who.int/data/gho/data/indicators/indicator-details/GHO/prevalence-of-insufficient-physical-activity-among-adults-aged-18-years-\(age-standardized-estimate\)-\(-\)](https://www.who.int/data/gho/data/indicators/indicator-details/GHO/prevalence-of-insufficient-physical-activity-among-adults-aged-18-years-(age-standardized-estimate)-(-))

Definitions: Percent of population attaining less than 150 minutes of moderate-intensity physical activity per week, or less than 75 minutes of vigorous-intensity physical activity per week, or equivalent.

## Children, 2016



Survey type: Self-reported

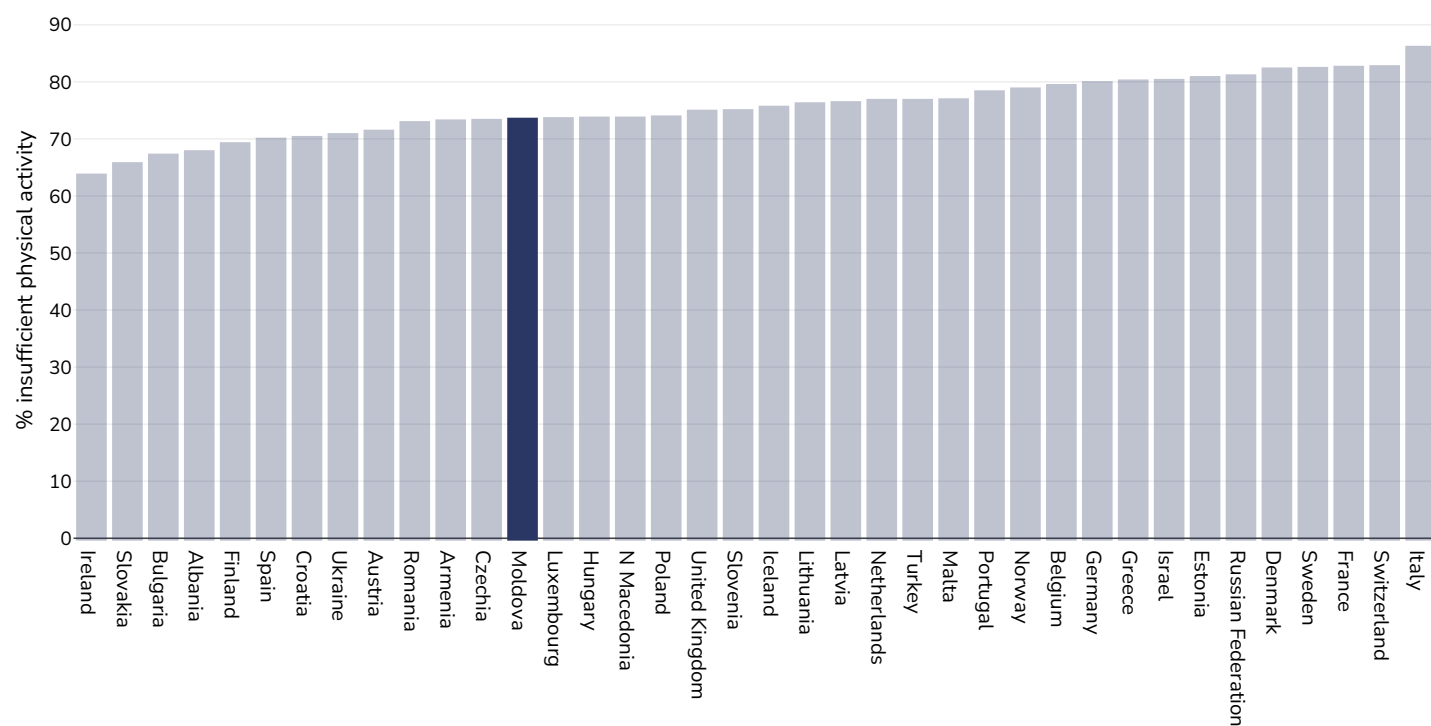
Age: 11-17

References: Global Health Observatory data repository, World Health Organisation, <https://apps.who.int/gho/data/node.main.A893ADO?lang=en> (last accessed 16.03.21)

Notes: % of school going adolescents not meeting WHO recommendations on Physical Activity for Health, i.e. doing less than 60 minutes of moderate- to vigorous-intensity physical activity daily.

Definitions: % Adolescents insufficiently active (age standardised estimate)

## Boys, 2016



Survey type:

Self-reported

Age:

11-17

References:

Global Health Observatory data repository, World Health Organisation, <https://apps.who.int/gho/data/node.main.A893ADO?lang=en> (last accessed 16.03.21)

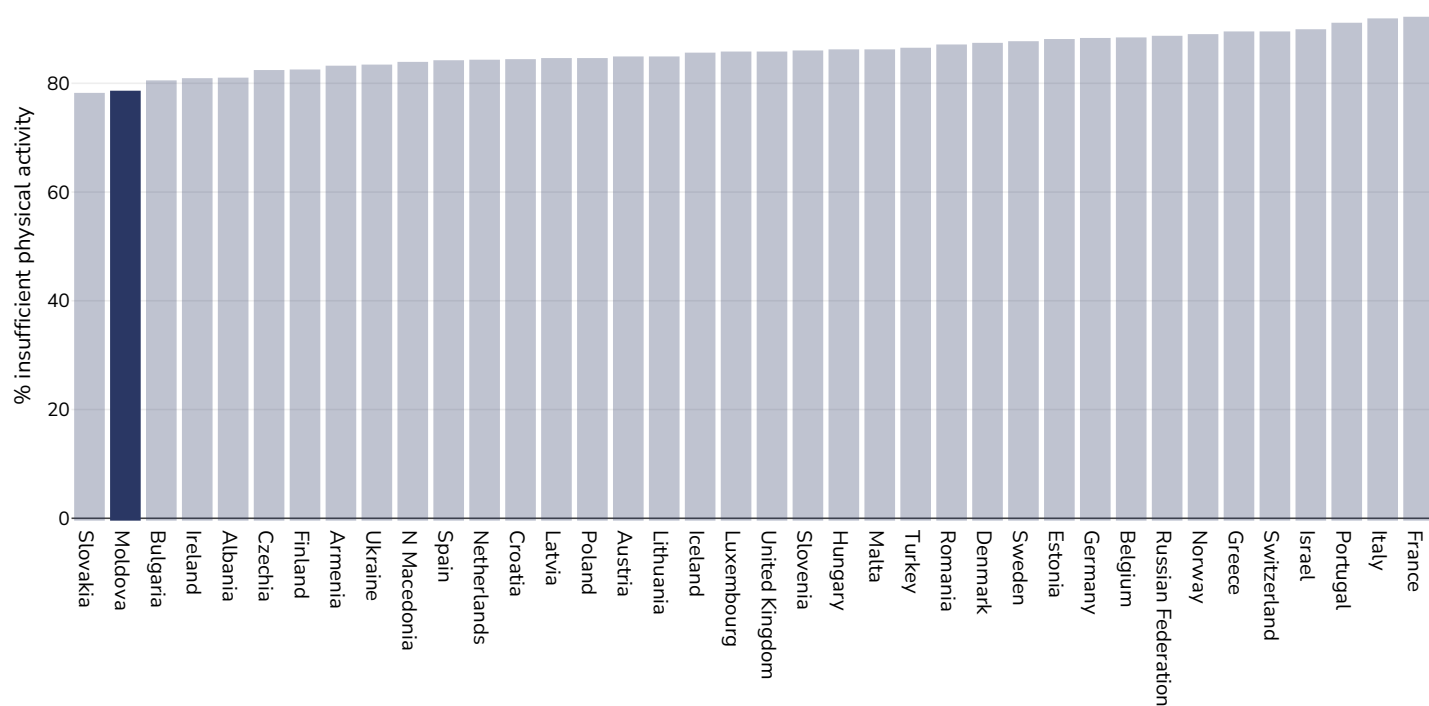
Notes:

% of school going adolescents not meeting WHO recommendations on Physical Activity for Health, i.e. doing less than 60 minutes of moderate- to vigorous-intensity physical activity daily.

Definitions:

% Adolescents insufficiently active (age standardised estimate)

## Girls, 2016



Survey type: Self-reported

Age: 11-17

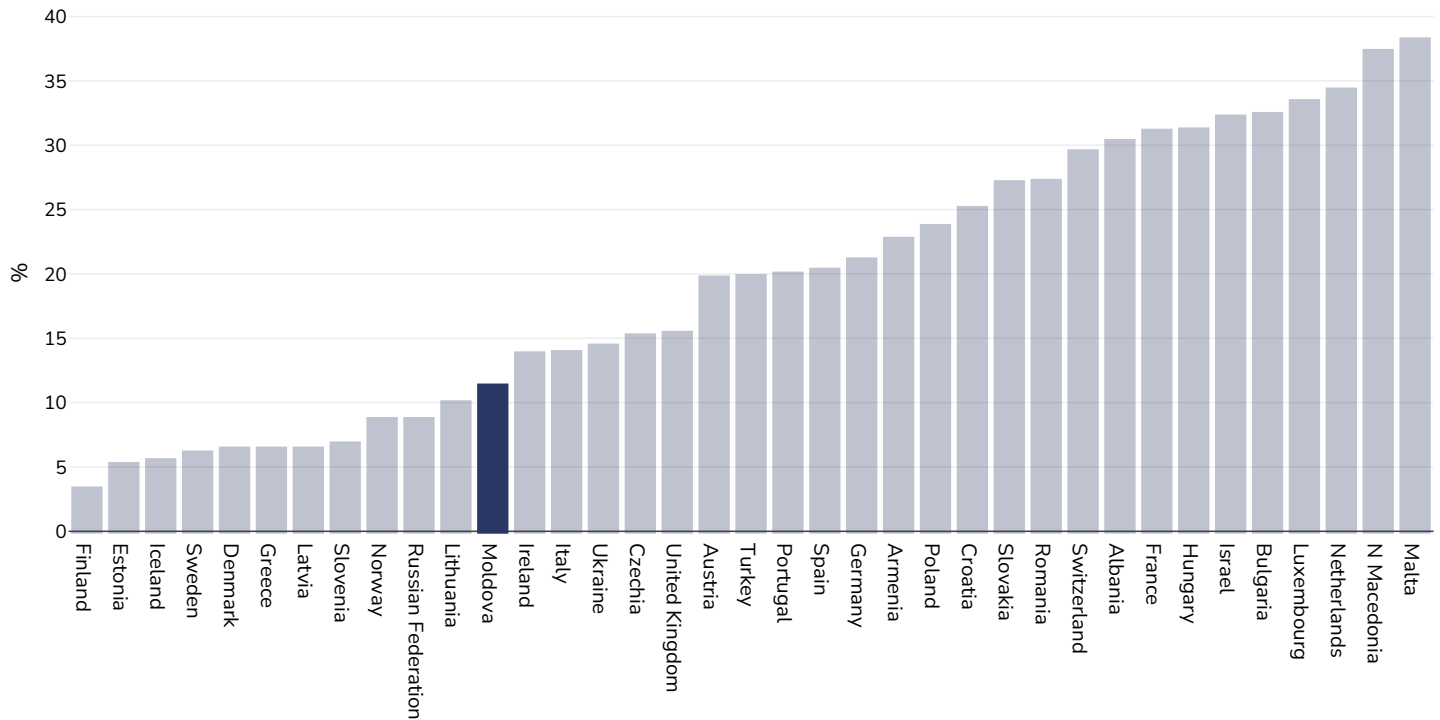
References: Global Health Observatory data repository, World Health Organisation, <https://apps.who.int/gho/data/node.main.A893ADO?lang=en> (last accessed 16.03.21)

Notes: % of school going adolescents not meeting WHO recommendations on Physical Activity for Health, i.e. doing less than 60 minutes of moderate- to vigorous-intensity physical activity daily.

Definitions: % Adolescents insufficiently active (age standardised estimate)

## Prevalence of at least daily carbonated soft drink consumption

### Children, 2010-2014



Survey type:

Measured

References: World Health Organization. (2017). Adolescent obesity and related behaviours: Trends and inequalities in the who european region, 2002-2014: observations from the Health Behavior in School-aged Children (HBSC) WHO collaborative cross-national study (J. Inchley, D. Currie, J. Jewel, J. Breda, & V. Barnekow, Eds.). World Health Organization. Sourced from Food Systems Dashboard <http://www.foodsystemsdashboard.org>

Notes:

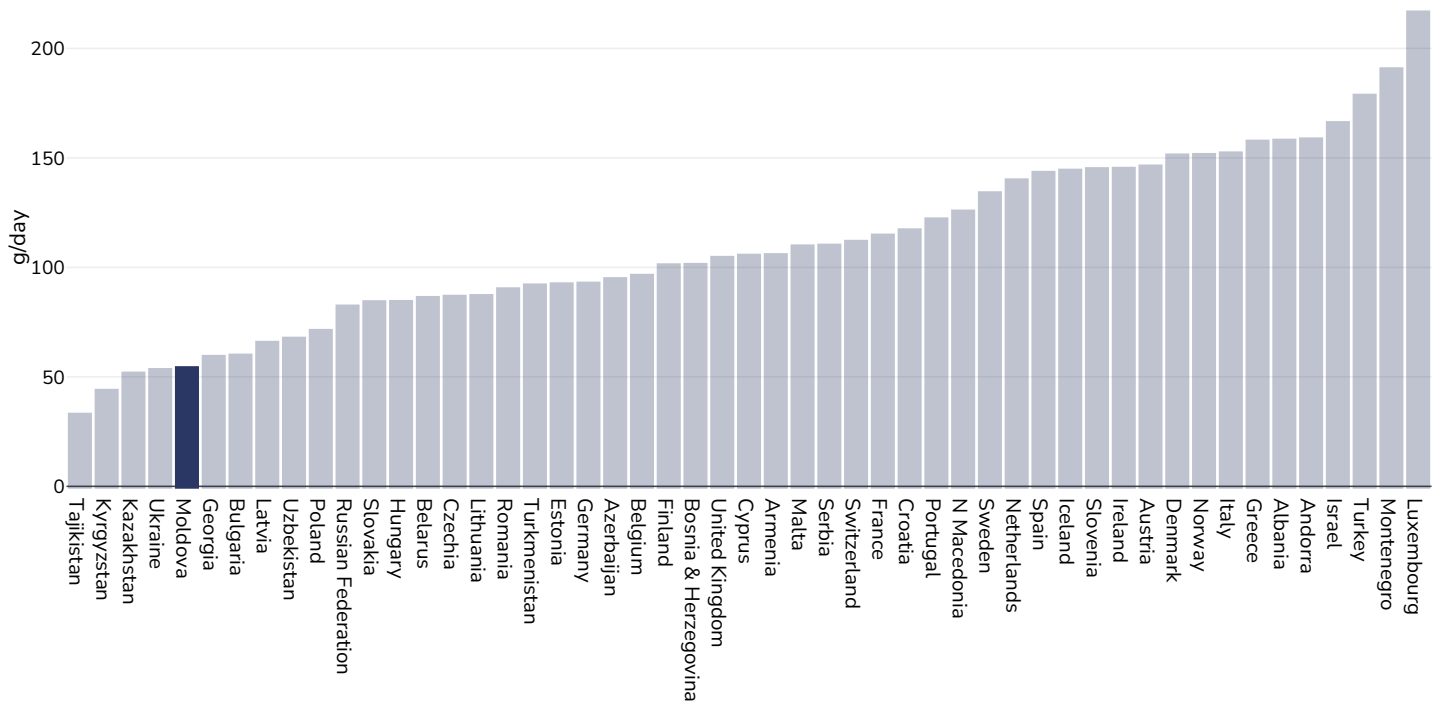
15-year-old adolescents

Definitions:

Prevalence of at least daily carbonated soft drink consumption (% of at least daily carbonated soft drink consumption)

## Estimated per capita fruit intake

### Adults, 2017



Survey type:

Measured

Age:

25+

References:

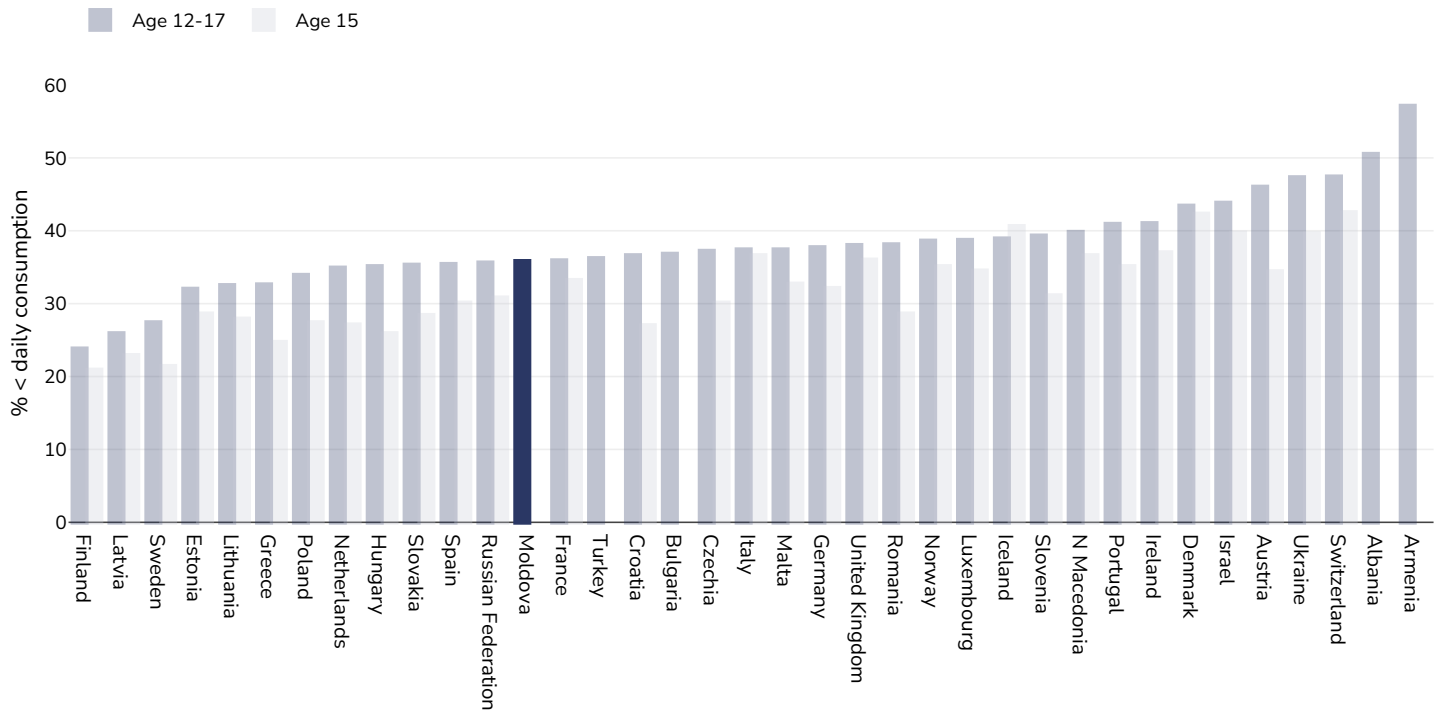
Global Burden of Disease, the Institute for Health Metrics and Evaluation <http://ghdx.healthdata.org/>

Definitions:

Estimated per-capita fruit intake (g/day)

## Prevalence of less than daily fruit consumption

### Children, 2010-2014



Survey type:

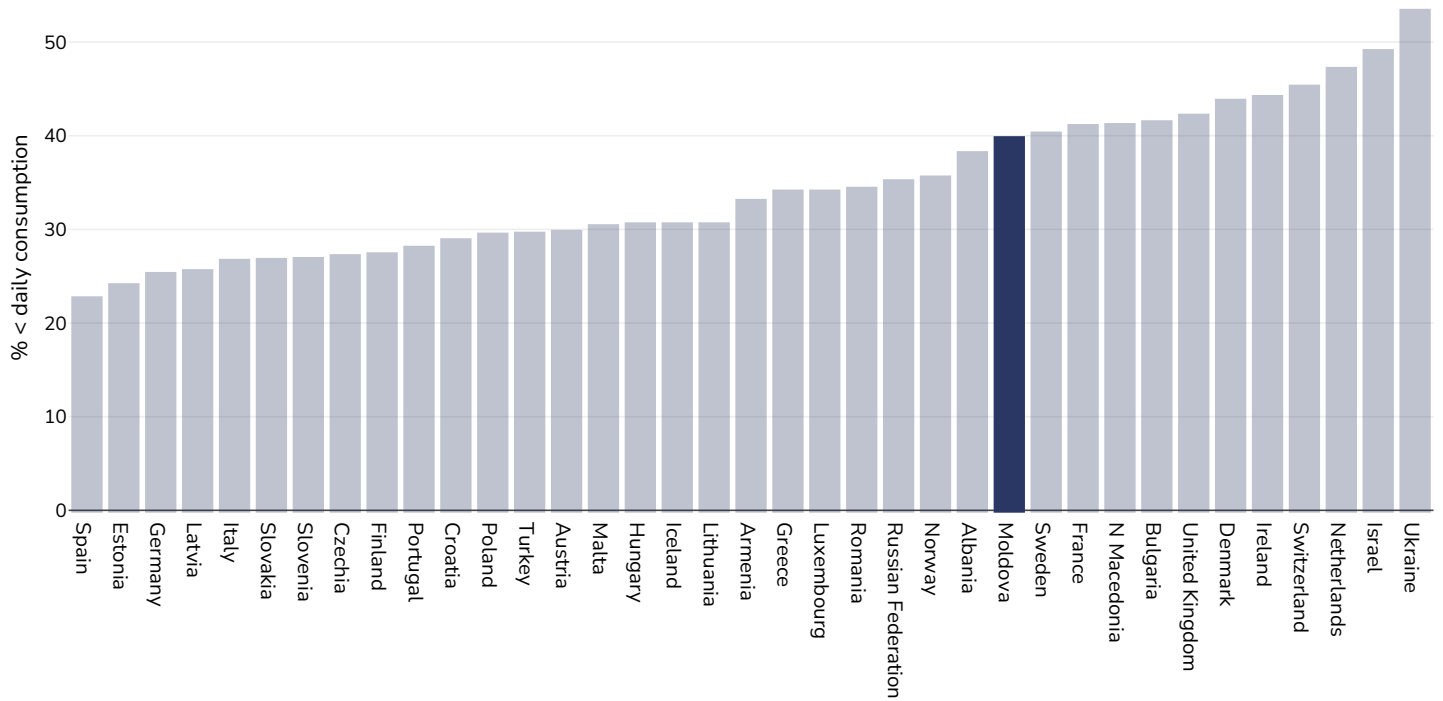
Measured

References: Global School-based Student Health Surveys. Beal et al (2019). Global Patterns of Adolescent Fruit, Vegetable, Carbonated Soft Drink, and Fast-food consumption: A meta-analysis of global school-based student health surveys. Food and Nutrition Bulletin. <https://doi.org/10.1177/0379572119848287>. Sourced from Food Systems Dashboard <http://www.foodsystemsdashboard.org/food-system>

Definitions: Prevalence of less-than-daily fruit consumption (% less-than-daily fruit consumption)

## Prevalence of less than daily vegetable consumption

### Children, 2010-2014



Survey type:

Measured

Age:

12-17

References:

Beal et al. (2019). Global Patterns of Adolescent Fruit, Vegetable, Carbonated Soft Drink, and Fast-food consumption: A meta-analysis of global school-based student health surveys. Food and Nutrition Bulletin. <https://doi.org/10.1177/0379572119848287> sourced from Food Systems Dashboard <http://www.foodsystemsdashboard.org/food-system>

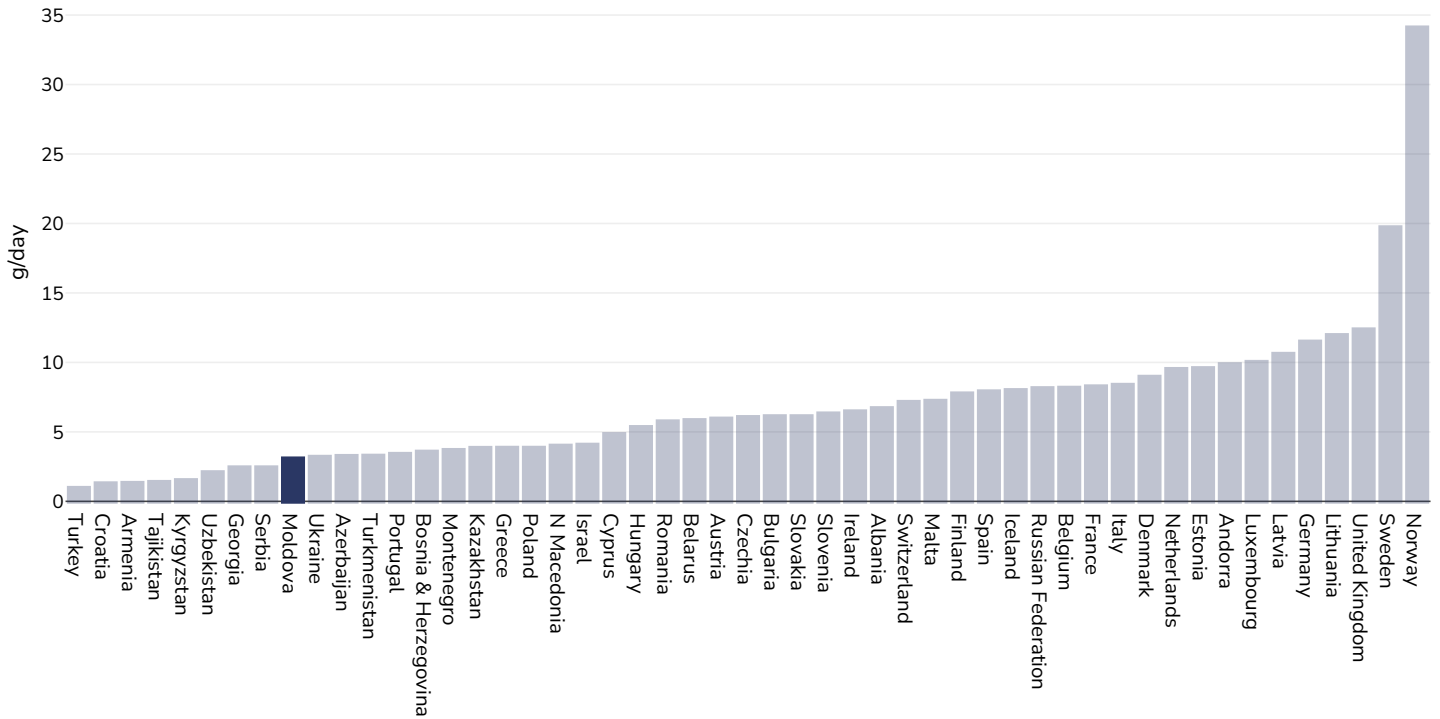
Definitions:

Prevalence of less-than-daily vegetable consumption (% less-than-daily vegetable consumption)



## Estimated per-capita processed meat intake

### Adults, 2017



Survey type:

Measured

Age:

25+

References:

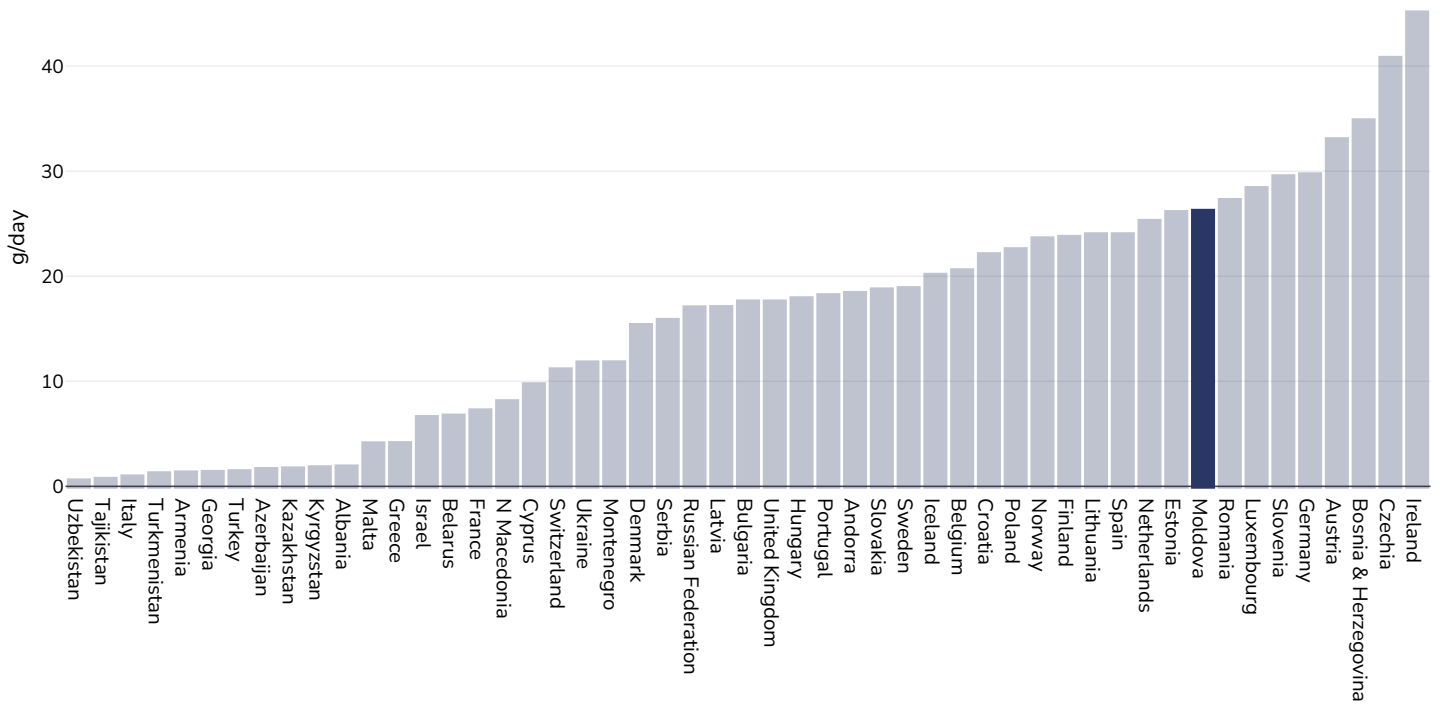
Global Burden of Disease, the Institute for Health Metrics and Evaluation <http://ghdx.healthdata.org/>

Definitions:

Estimated per-capita processed meat intake (g per day)

## Estimated per capita whole grains intake

Adults, 2017



Survey type:

Measured

Age:

25+

References:

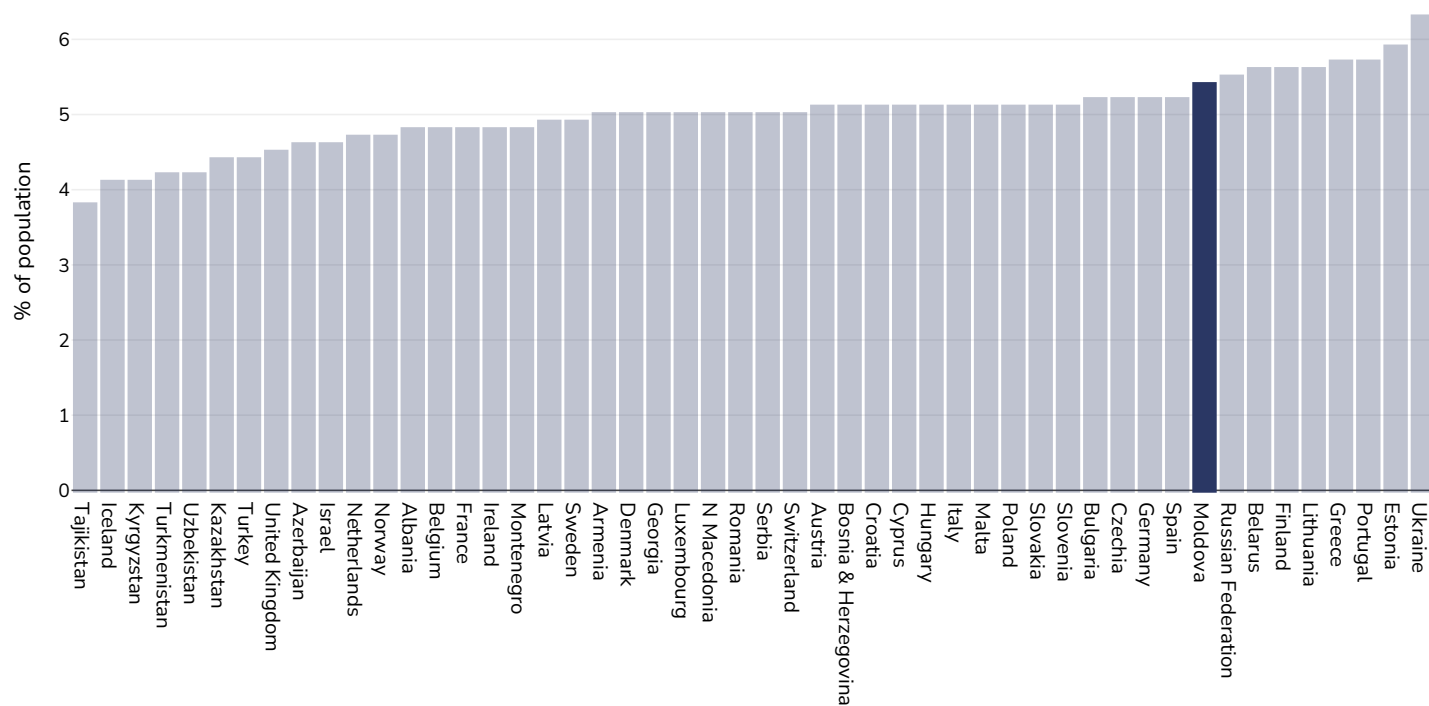
Global Burden of Disease, the Institute for Health Metrics and Evaluation <http://ghdx.healthdata.org/>

Definitions:

Estimated per-capita whole grains intake (g/day)

## Mental health - depression disorders

### Adults, 2015

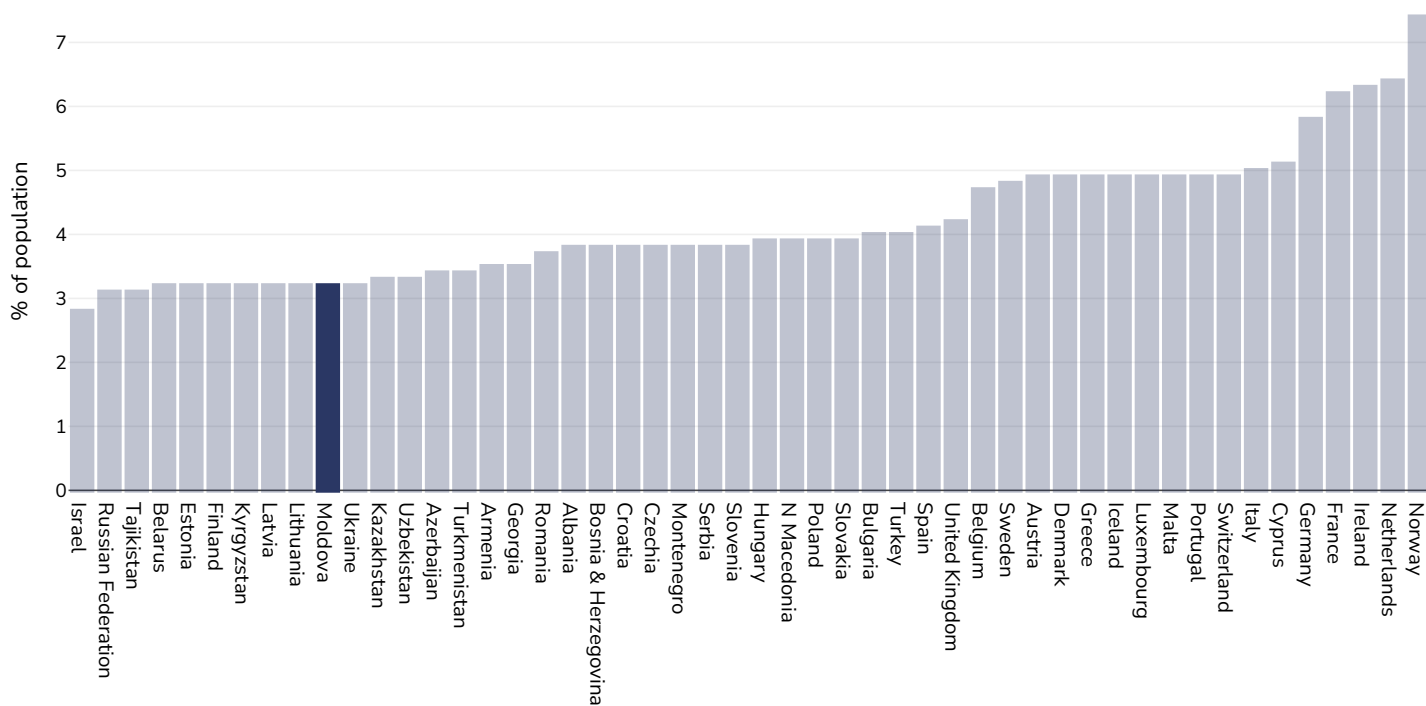


References: Prevalence data from Global Burden of Disease study 2015 (<http://ghdx.healthdata.org>) published in: Depression and Other Common Mental Disorders: Global Health Estimates. Geneva:World Health Organization; 2017. Licence: CC BY-NC-SA 3.0 IGO.

Definitions: % of population with depression disorders

## Mental health - anxiety disorders

### Adults, 2015

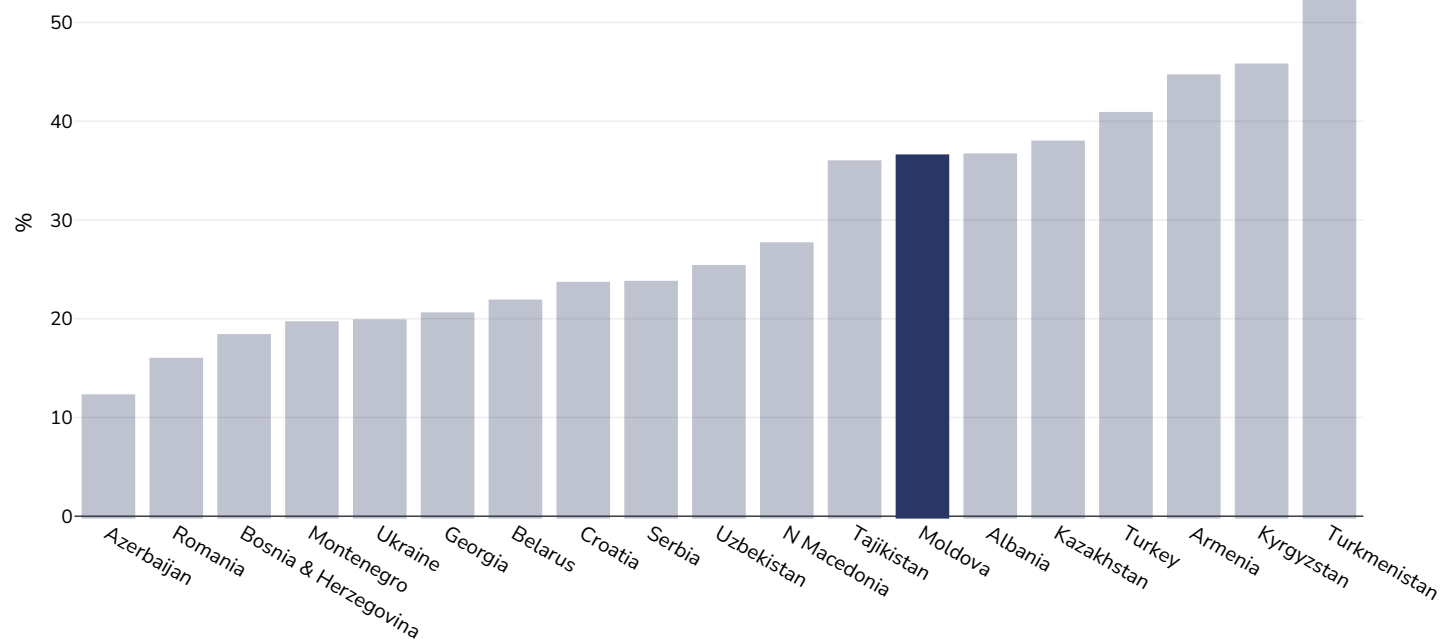


References: Prevalence data from Global Burden of Disease study 2015 (<http://ghdx.healthdata.org>) published in: Depression and Other Common Mental Disorders: Global Health Estimates. Geneva:World Health Organization; 2017. Licence: CC BY-NC-SA 3.0 IGO.

Definitions: % of population with anxiety disorders

## % Infants exclusively breastfed 0-5 months

Infants, 1996-2021




References: 2012 Republic of Moldova multiple indicator cluster survey. Final report (MICS4). Chisinau, Republic of Moldova, 2014.

Notes: Full details are available. Original citation United Nations Children's Fund, Division of Data, Analysis, Planning and Monitoring (2023). Global UNICEF Global Databases: Infant and Young Child Feeding: Exclusive breastfeeding, New York, October 2023.

## Oesophageal cancer

Men, 2022




Age: 20+

Area covered: National

References: Ferlay J, Ervik M, Lam F, Laversanne M, Colombet M, Mery L, Piñeros M, Znaor A, Soerjomataram I, Bray F (2024). Global Cancer Observatory: Cancer Today. Lyon, France: International Agency for Research on Cancer. Available from: <https://gco.iarc.who.int/today>, accessed [16.07.24]

Definitions: Incidence per 100,000

## Women, 2022



Age: 20+

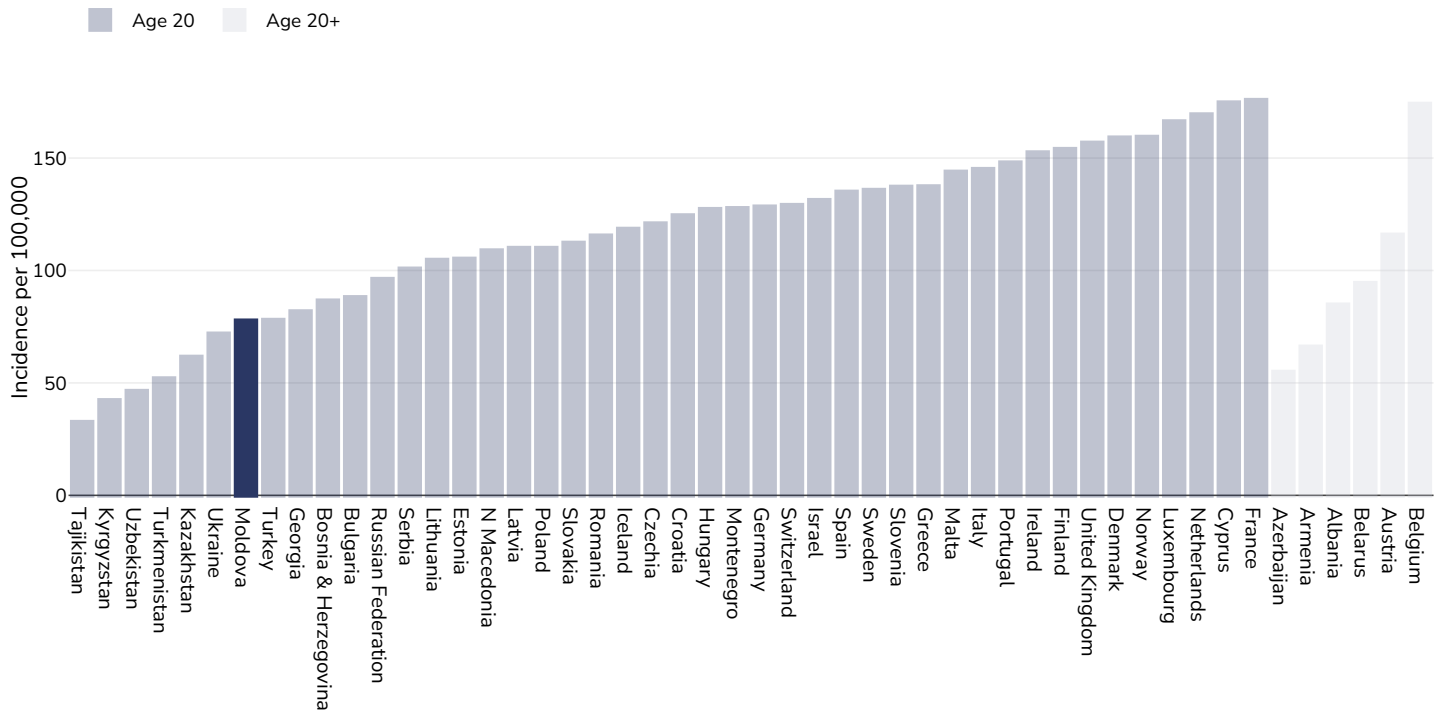
Area covered: National

References: Ferlay J, Ervik M, Lam F, Laversanne M, Colombet M, Mery L, Piñeros M, Znaor A, Soerjomataram I, Bray F (2024). Global Cancer Observatory: Cancer Today. Lyon, France: International Agency for Research on Cancer. Available from: <https://gco.iarc.who.int/today>, accessed [16.07.24]

Definitions: Incidence per 100,000

## Breast cancer

### Women, 2022



Area covered: National


References: Ferlay J, Ervik M, Lam F, Laversanne M, Colombet M, Mery L, Piñeros M, Znaor A, Soerjomataram I, Bray F (2024). Global Cancer Observatory: Cancer Today. Lyon, France: International Agency for Research on Cancer. Available from: <https://gco.iarc.who.int/today>, accessed [16.07.24]

Definitions: Incidence per 100,000



## Colorectal cancer

Men, 2022



Age: 20+

Area covered: National

References: Ferlay J, Ervik M, Lam F, Laversanne M, Colombet M, Mery L, Piñeros M, Znaor A, Soerjomataram I, Bray F (2024). Global Cancer Observatory: Cancer Today. Lyon, France: International Agency for Research on Cancer. Available from: <https://gco.iarc.who.int/today>, accessed [16.07.24]

Definitions: Incidence per 100,000

**Women, 2022**



Age: 20+


Area covered: National

References: Ferlay J, Ervik M, Lam F, Laversanne M, Colombet M, Mery L, Piñeros M, Znaor A, Soerjomataram I, Bray F (2024). Global Cancer Observatory: Cancer Today. Lyon, France: International Agency for Research on Cancer. Available from: <https://gco.iarc.who.int/today>, accessed [16.07.24]

Definitions: Incidence per 100,000

## Pancreatic cancer

### Men, 2022




Age: 20+

Area covered: National

References: Ferlay J, Ervik M, Lam F, Laversanne M, Colombet M, Mery L, Piñeros M, Znaor A, Soerjomataram I, Bray F (2024). Global Cancer Observatory: Cancer Today. Lyon, France: International Agency for Research on Cancer. Available from: <https://gco.iarc.who.int/today>, accessed [16.07.24]

Definitions: Incidence per 100,000

## Women, 2022



Age: 20+


Area covered: National

References: Ferlay J, Ervik M, Lam F, Laversanne M, Colombet M, Mery L, Piñeros M, Znaor A, Soerjomataram I, Bray F (2024). Global Cancer Observatory: Cancer Today. Lyon, France: International Agency for Research on Cancer. Available from: <https://gco.iarc.who.int/today>, accessed [16.07.24]

Definitions: Incidence per 100,000

## Gallbladder cancer

### Men, 2022




Age: 20+

Area covered: National

References: Ferlay J, Ervik M, Lam F, Laversanne M, Colombet M, Mery L, Piñeros M, Znaor A, Soerjomataram I, Bray F (2024). Global Cancer Observatory: Cancer Today. Lyon, France: International Agency for Research on Cancer. Available from: <https://gco.iarc.who.int/today>, accessed [16.07.24]

Definitions: Incidence per 100,000

## Women, 2022



Age: 20+


Area covered: National

References: Ferlay J, Ervik M, Lam F, Laversanne M, Colombet M, Mery L, Piñeros M, Znaor A, Soerjomataram I, Bray F (2024). Global Cancer Observatory: Cancer Today. Lyon, France: International Agency for Research on Cancer. Available from: <https://gco.iarc.who.int/today>, accessed [16.07.24]

Definitions: Incidence per 100,000

## Kidney cancer

### Men, 2022




Age: 20+

Area covered: National

References: Ferlay J, Ervik M, Lam F, Laversanne M, Colombet M, Mery L, Piñeros M, Znaor A, Soerjomataram I, Bray F (2024). Global Cancer Observatory: Cancer Today. Lyon, France: International Agency for Research on Cancer. Available from: <https://gco.iarc.who.int/today>, accessed [16.07.24]

Definitions: Incidence per 100,000

**Women, 2022**



Age: 20+

Area covered: National


References: Ferlay J, Ervik M, Lam F, Laversanne M, Colombet M, Mery L, Piñeros M, Znaor A, Soerjomataram I, Bray F (2024). Global Cancer Observatory: Cancer Today. Lyon, France: International Agency for Research on Cancer. Available from: <https://gco.iarc.who.int/today>, accessed [16.07.24]

Definitions: Incidence per 100,000



## Cancer of the uterus

### Women, 2022



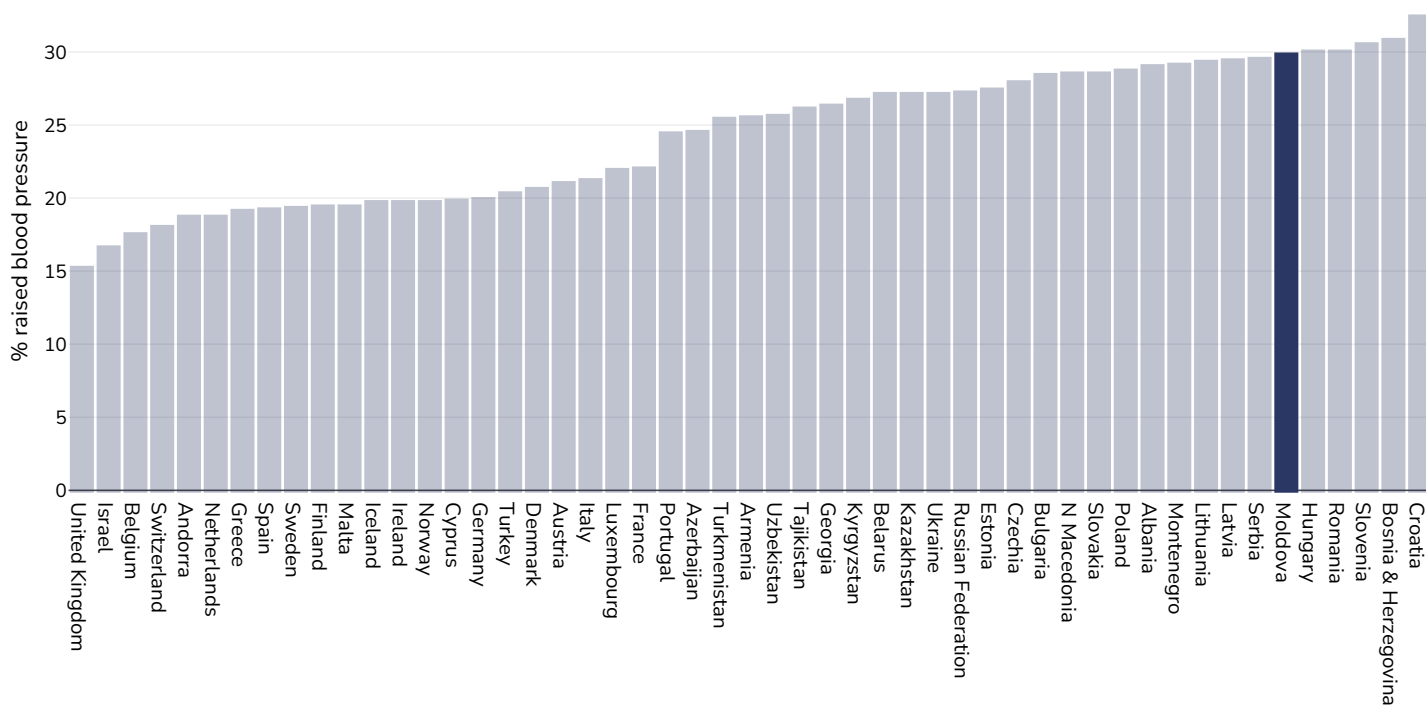
Age: 20+

References: Ferlay J, Ervik M, Lam F, Laversanne M, Colombet M, Mery L, Piñeros M, Znaor A, Soerjomataram I, Bray F (2024). Global Cancer Observatory: Cancer Today. Lyon, France: International Agency for Research on Cancer. Available from: <https://gco.iarc.who.int/today>, accessed [16.07.24]

Definitions: Incidence per 100,000

## Raised blood pressure

### Adults, 2015



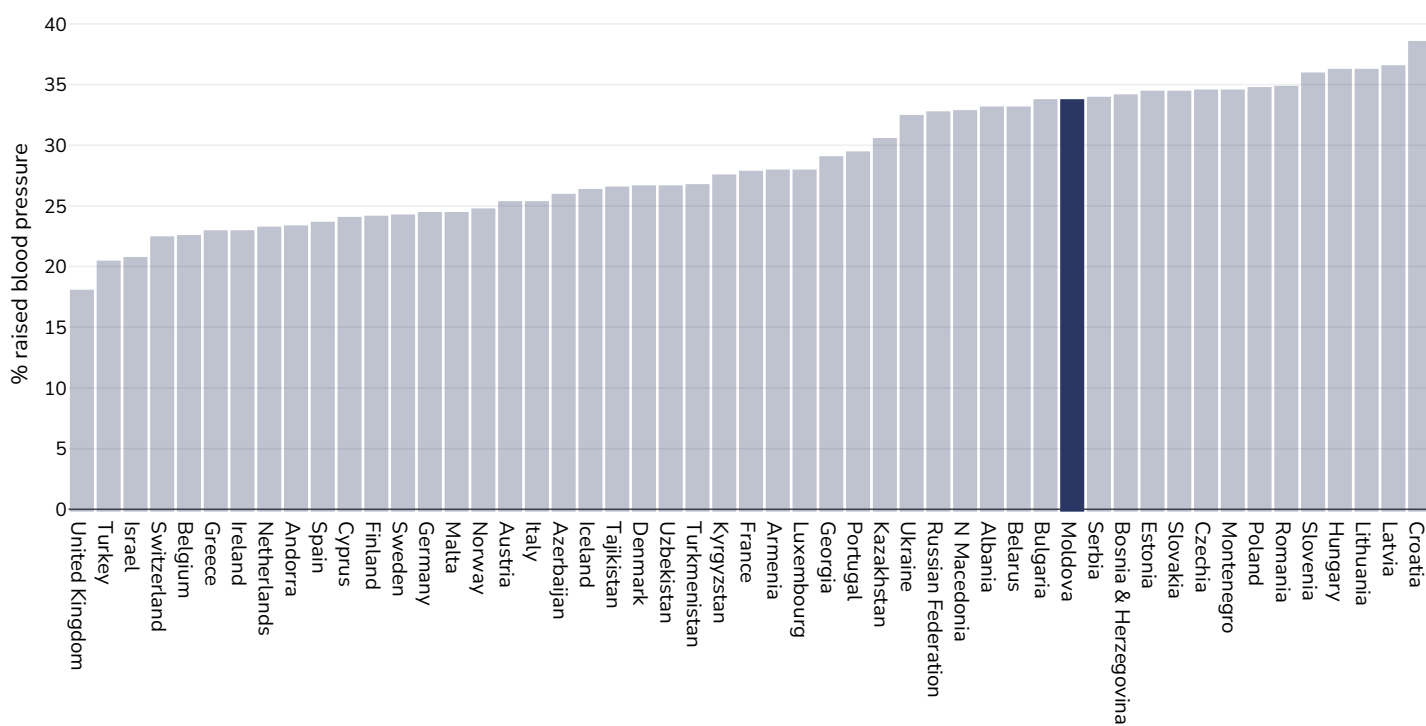
References:

Global Health Observatory data repository, World Health Organisation,  
<http://apps.who.int/gho/data/node.main.A875?lang=en>

Definitions:

Age Standardised estimated % Raised blood pressure 2015 (SBP $\geq$ 140 OR DBP $\geq$ 90).

## Men, 2015



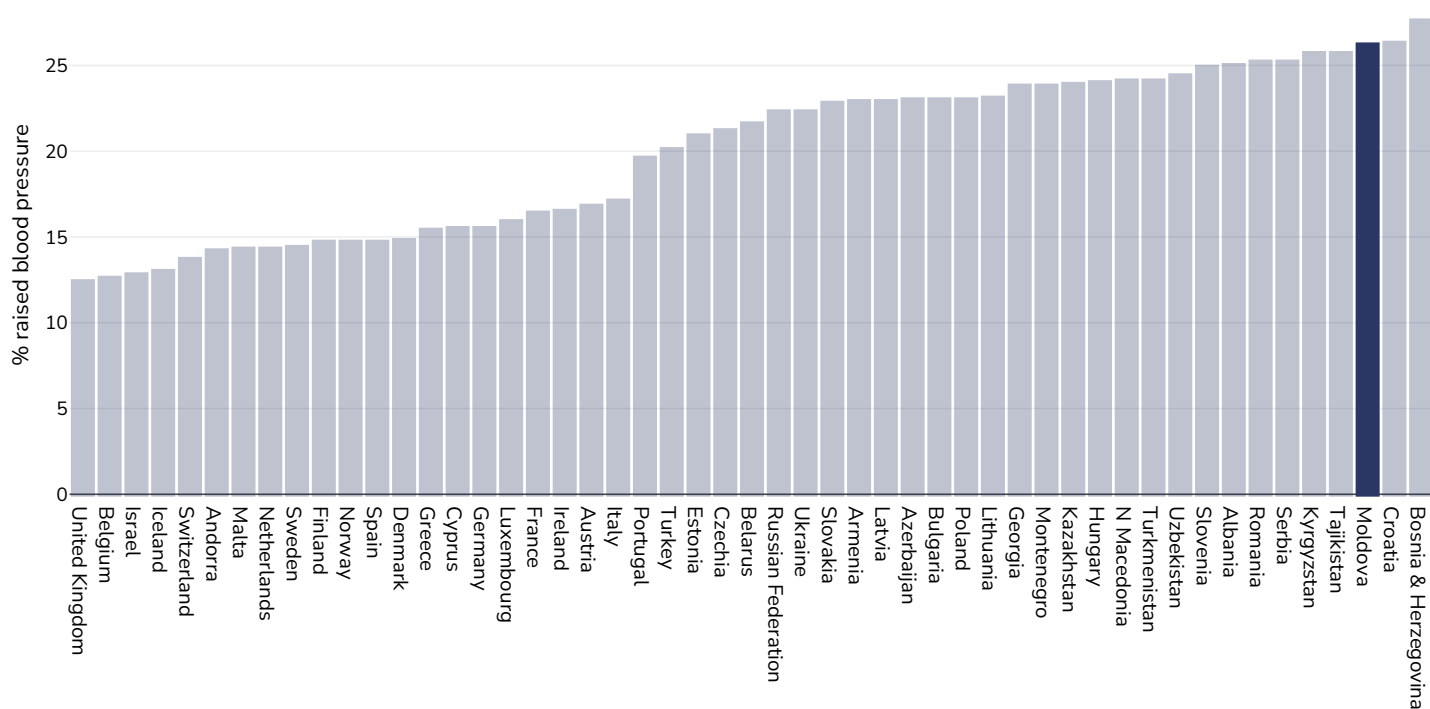
References:

Global Health Observatory data repository, World Health Organisation,  
<http://apps.who.int/gho/data/node.main.A875?lang=en>

Definitions:

Age Standardised estimated % Raised blood pressure 2015 (SBP $\geq$ 140 OR DBP $\geq$ 90).

## Women, 2015



References:

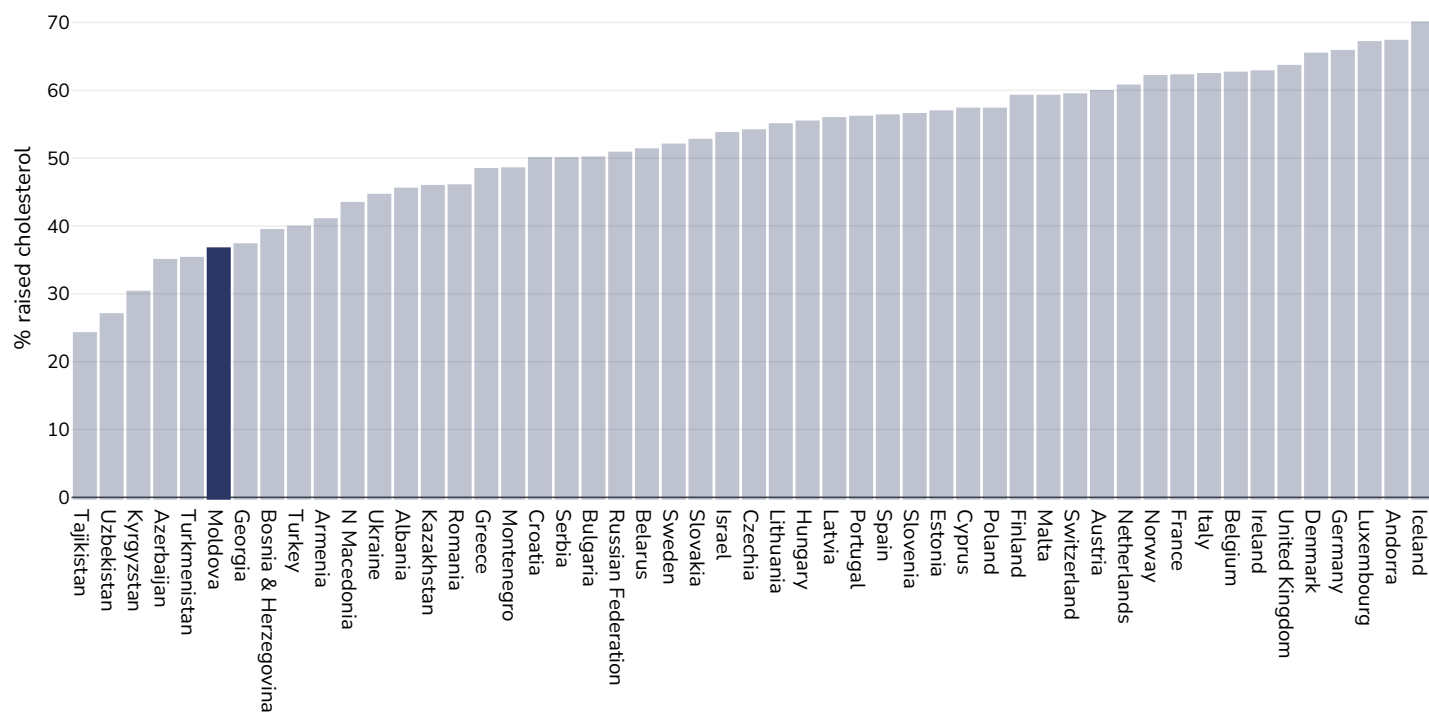
Global Health Observatory data repository, World Health Organisation,  
<http://apps.who.int/gho/data/node.main.A875?lang=en>

Definitions:

Age Standardised estimated % Raised blood pressure 2015 (SBP>=140 OR DBP>=90).

## Raised cholesterol

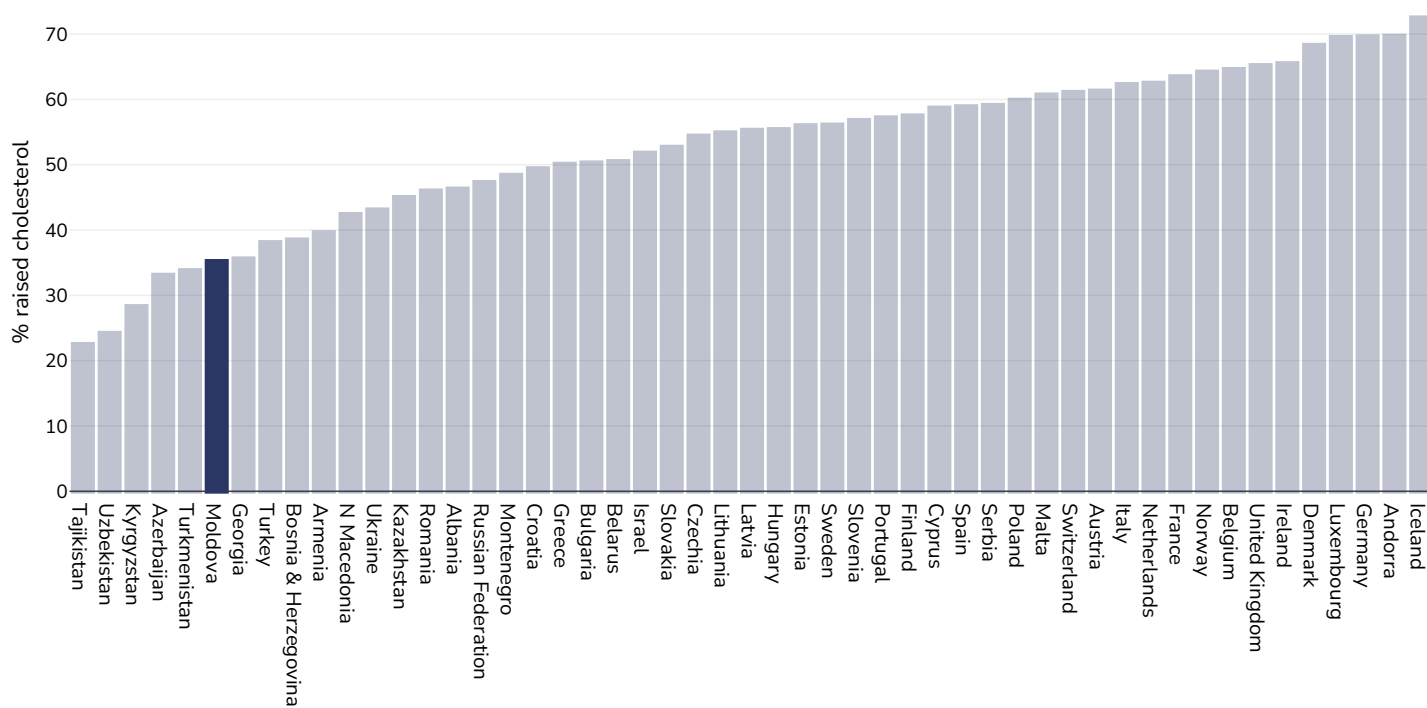
### Adults, 2008



References: Global Health Observatory data repository, World Health Organisation, <http://apps.who.int/gho/data/node.main.A885>

Definitions: % Raised total cholesterol ( $\geq 5.0$  mmol/L) (age-standardized estimate).

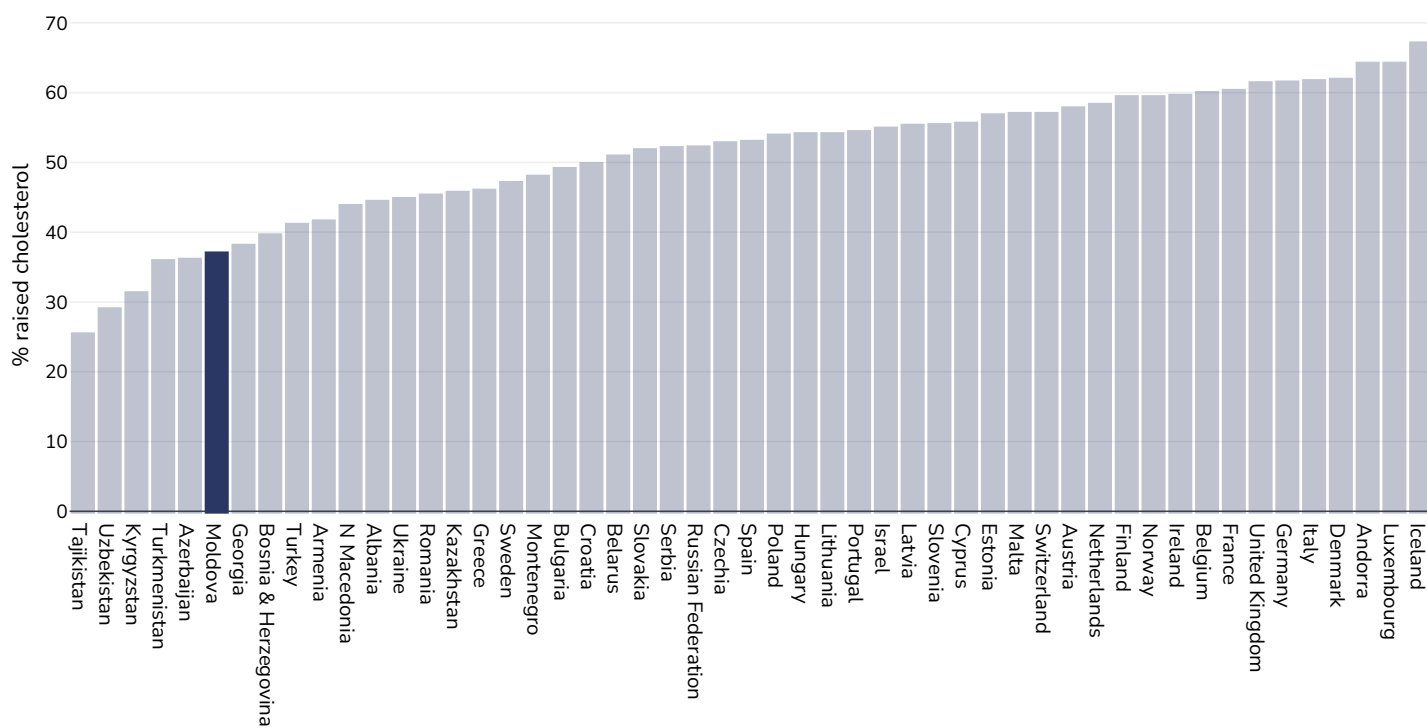
## Men, 2008



References: Global Health Observatory data repository, World Health Organisation, <http://apps.who.int/gho/data/node.main.A885>

Definitions: % Raised total cholesterol ( $\geq 5.0$  mmol/L) (age-standardized estimate).

## Women, 2008

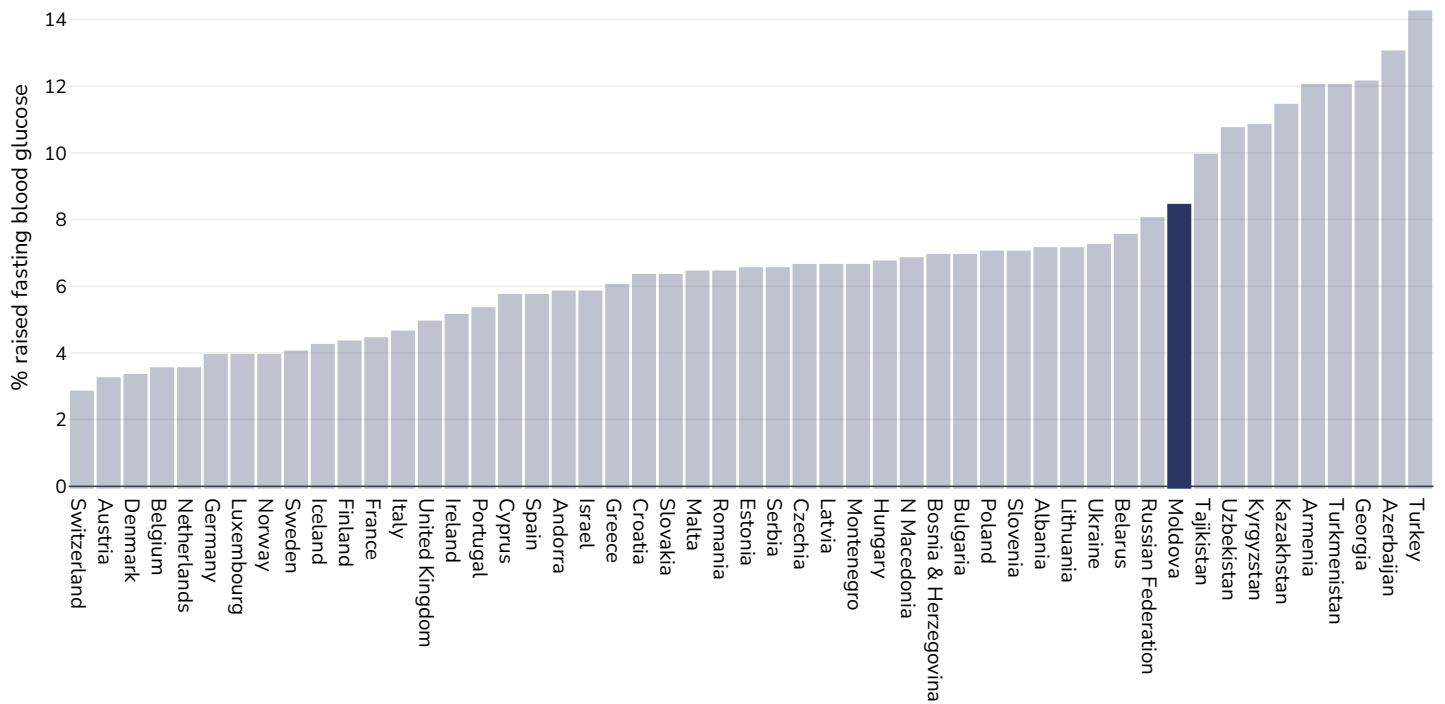


References: Global Health Observatory data repository, World Health Organisation, <http://apps.who.int/gho/data/node.main.A885>

Definitions: % Raised total cholesterol ( $\geq 5.0$  mmol/L) (age-standardized estimate).

## Raised fasting blood glucose

### Men, 2014



References:

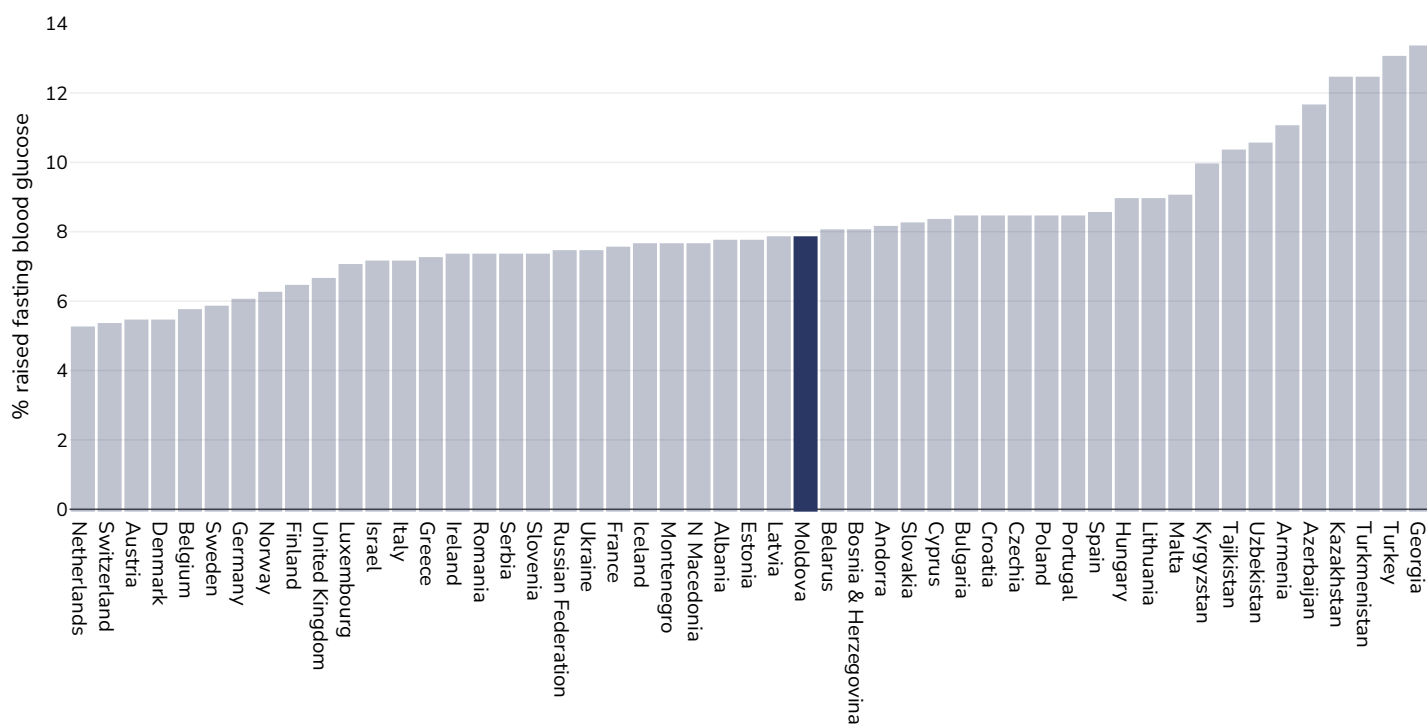
Global Health Observatory data repository, World Health Organisation,  
<http://apps.who.int/gho/data/node.main.A869?lang=en>

Definitions:

Age Standardised % raised fasting blood glucose ( $\geq 7.0$  mmol/L or on medication).



## Women, 2014



References:

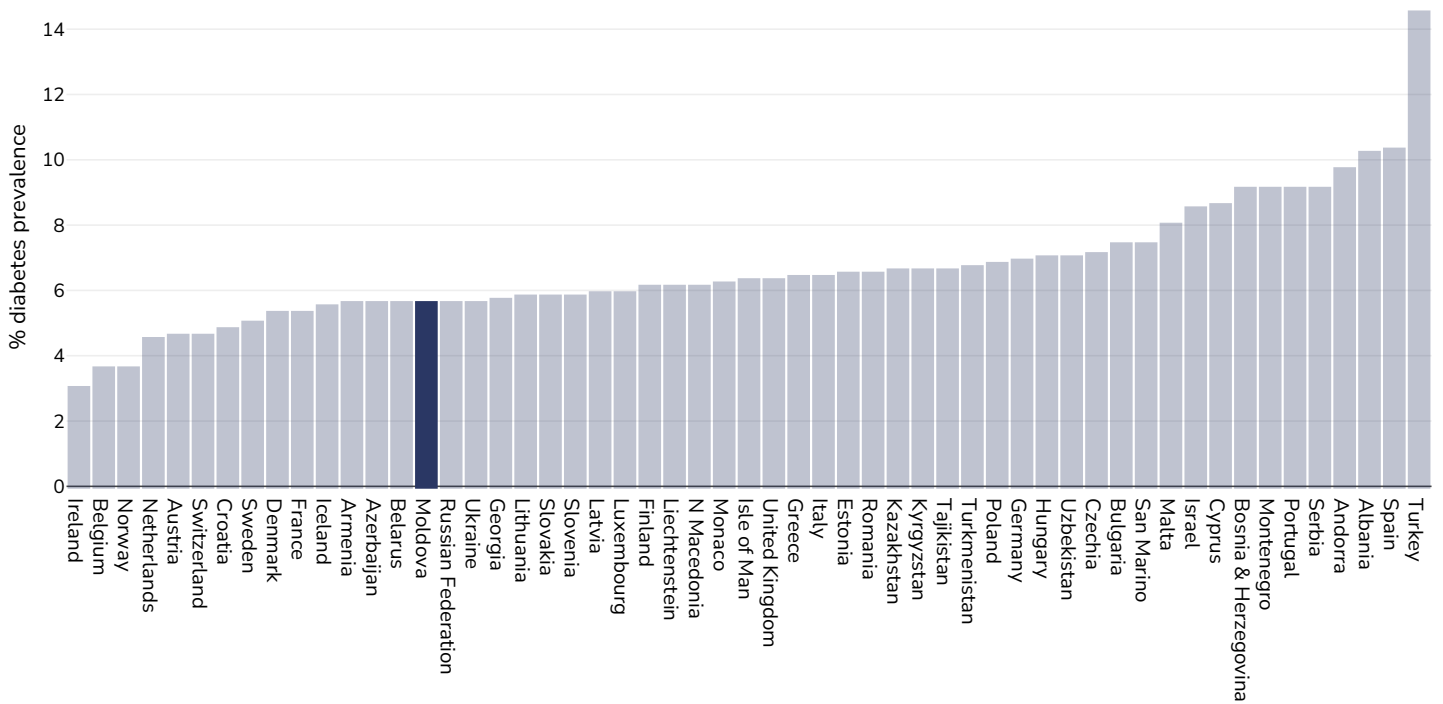
Global Health Observatory data repository, World Health Organisation,  
<http://apps.who.int/gho/data/node.main.A869?lang=en>

Definitions:

Age Standardised % raised fasting blood glucose ( $\geq 7.0$  mmol/L or on medication).

# Diabetes prevalence

## Adults, 2021



Age: 20-79

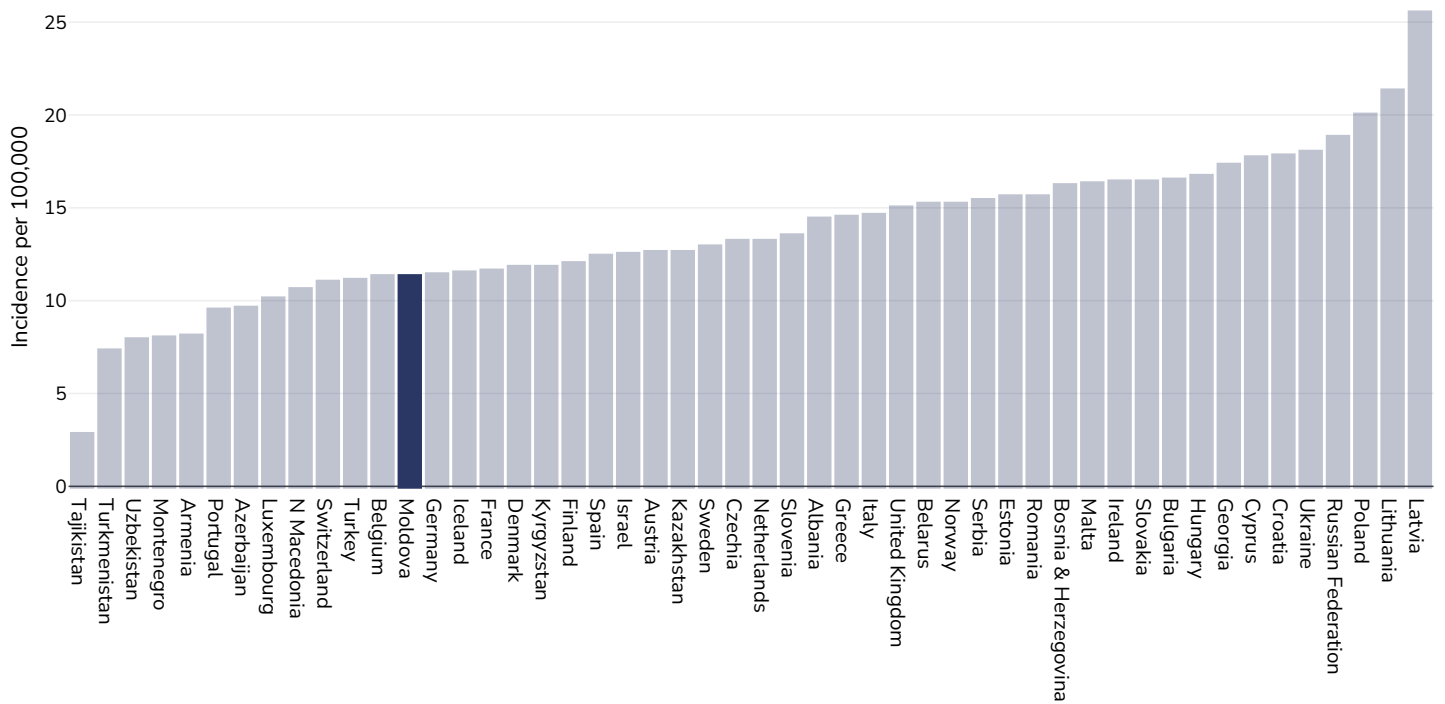
Area covered: National

References: Reproduced with kind permission International Diabetes Federation. IDF Diabetes Atlas, 10th edn. Brussels, Belgium:International Diabetes Federation, 2021. <http://www.diabetesatlas.org>

Definitions: Age-adjusted comparative prevalence of diabetes, %

## Ovarian Cancer

### Women, 2022



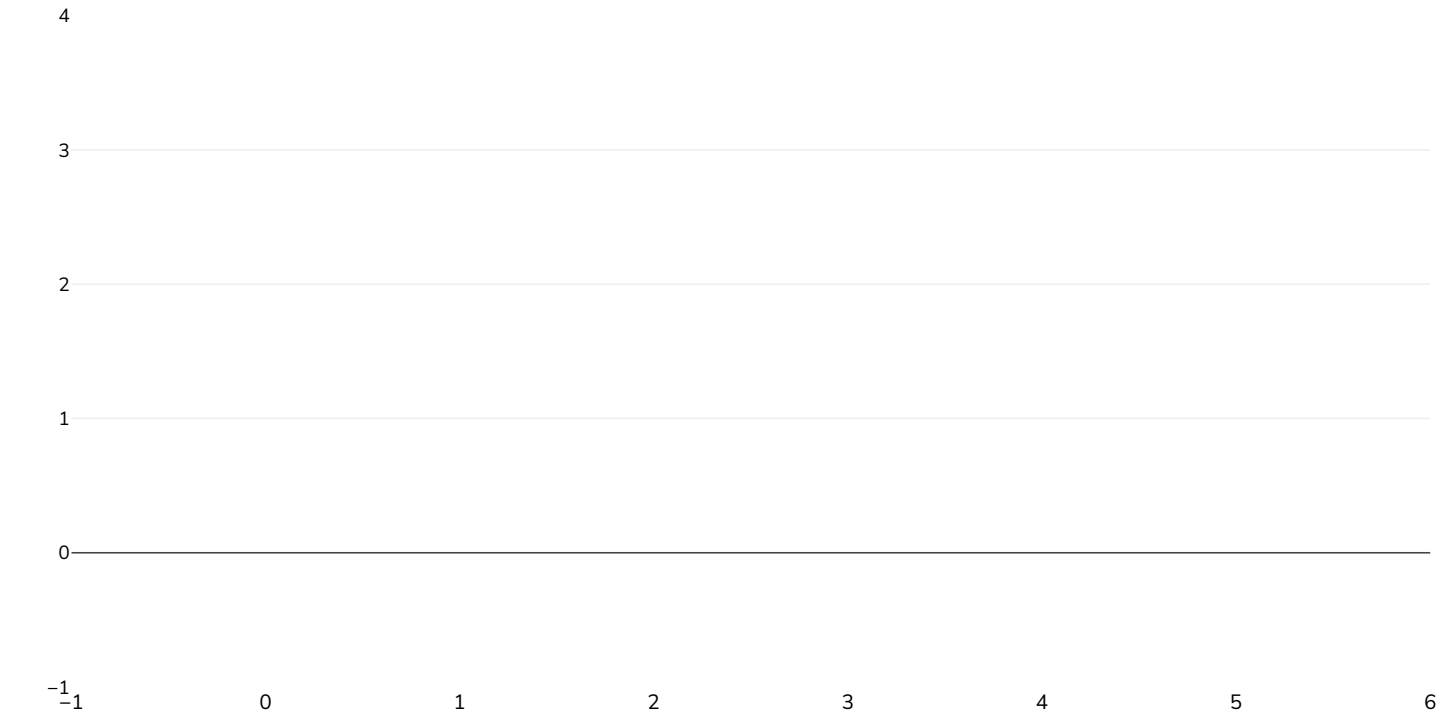
Age: 20+

References: Ferlay J, Ervik M, Lam F, Laversanne M, Colombet M, Mery L, Piñeros M, Znaor A, Soerjomataram I, Bray F (2024). Global Cancer Observatory: Cancer Today. Lyon, France: International Agency for Research on Cancer. Available from: <https://gco.iarc.who.int/today>, accessed [16.07.24]

Definitions: Incidence per 100,000

## Leukemia

### Men, 2022



Age: 20+

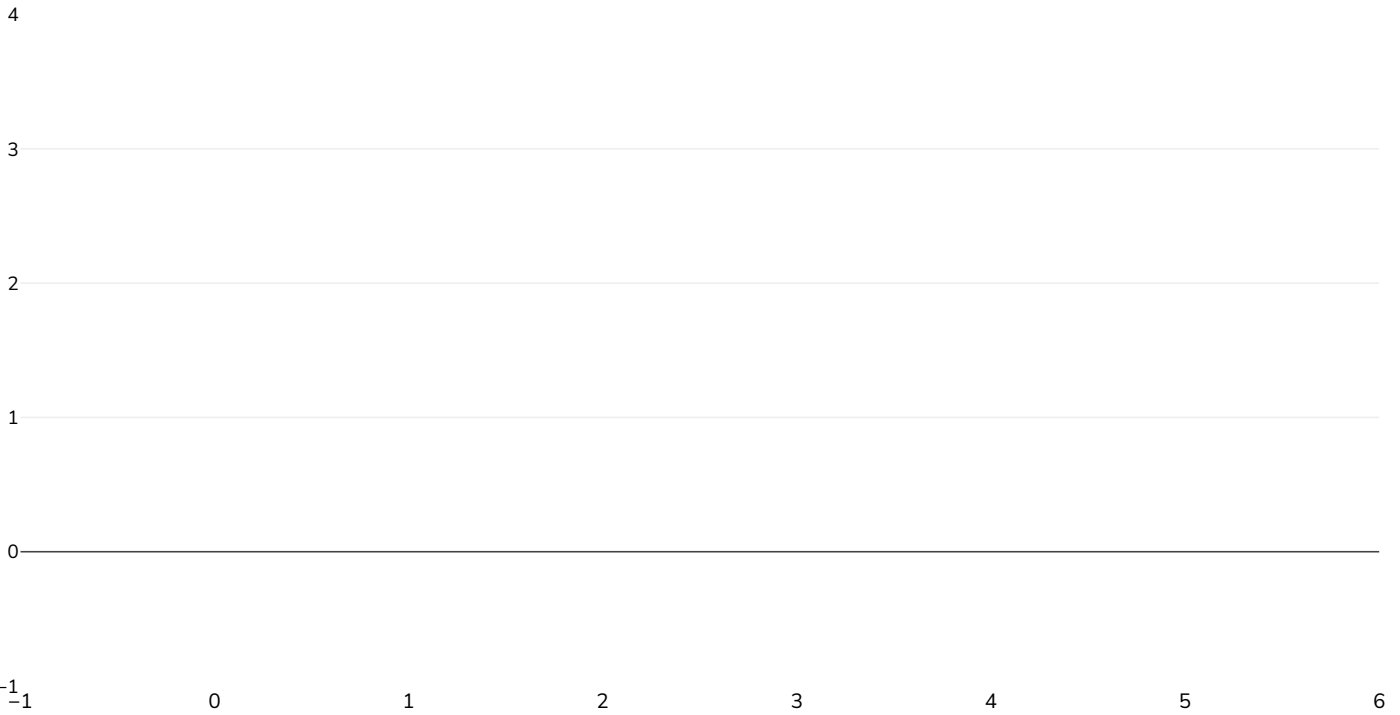
Area covered: National

References: Ferlay J, Ervik M, Lam F, Laversanne M, Colombet M, Mery L, Piñeros M, Znaor A, Soerjomataram I, Bray F (2024). Global Cancer Observatory: Cancer Today. Lyon, France: International Agency for Research on Cancer. Available from: <https://gco.iarc.who.int/today>, accessed [16.07.24]

Definitions: Incidence per 100,000

*Unless otherwise noted, overweight refers to a BMI between 25kg and 29.9kg/m<sup>2</sup>, obesity refers to a BMI greater than 30kg/m<sup>2</sup>.*

## Women, 2022



Age: 20+

Area covered: National

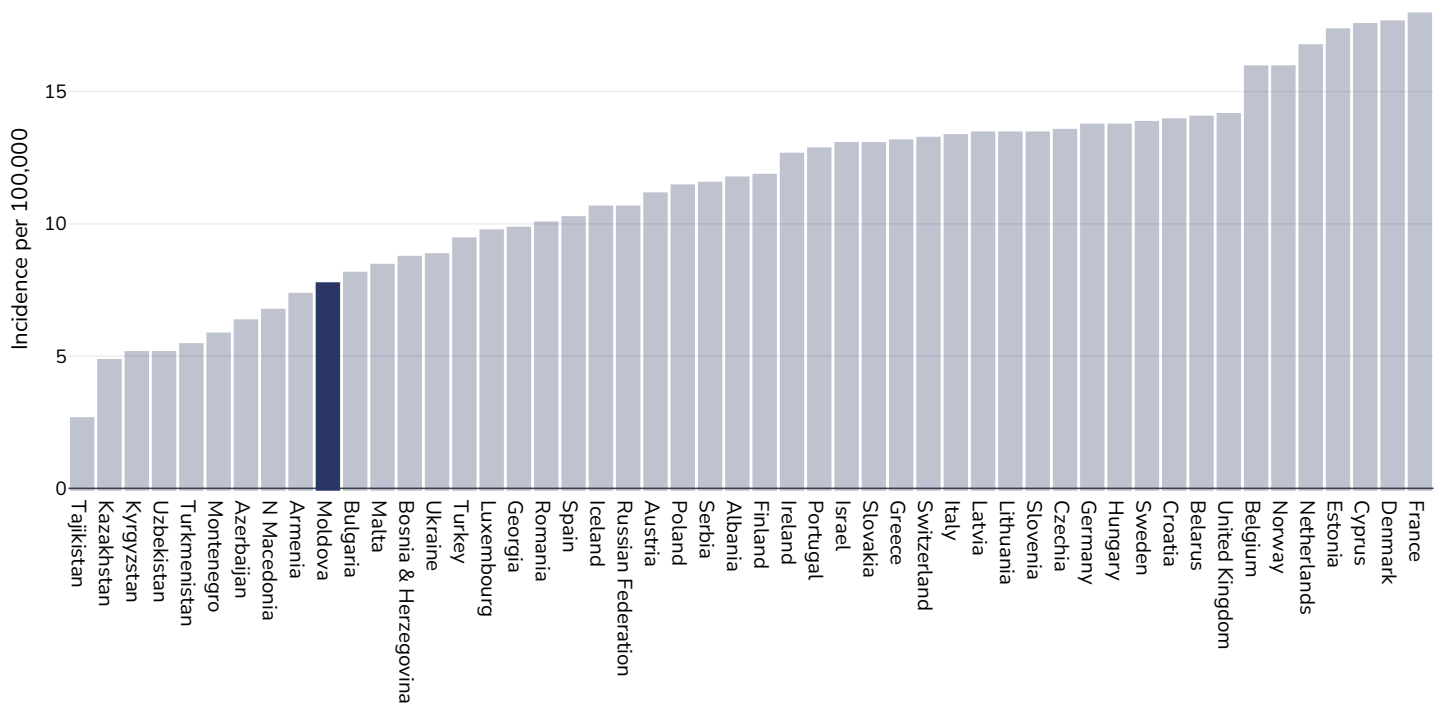
References: Ferlay J, Ervik M, Lam F, Laversanne M, Colombet M, Mery L, Piñeros M, Znaor A, Soerjomataram I, Bray F (2024). Global Cancer Observatory: Cancer Today. Lyon, France: International Agency for Research on Cancer. Available from: <https://gco.iarc.who.int/today>, accessed [16.07.24]

Definitions: Incidence per 100,000

*Unless otherwise noted, overweight refers to a BMI between 25kg and 29.9kg/m<sup>2</sup>, obesity refers to a BMI greater than 30kg/m<sup>2</sup>.*

## Leukemia

### Men, 2022



Age: 20+

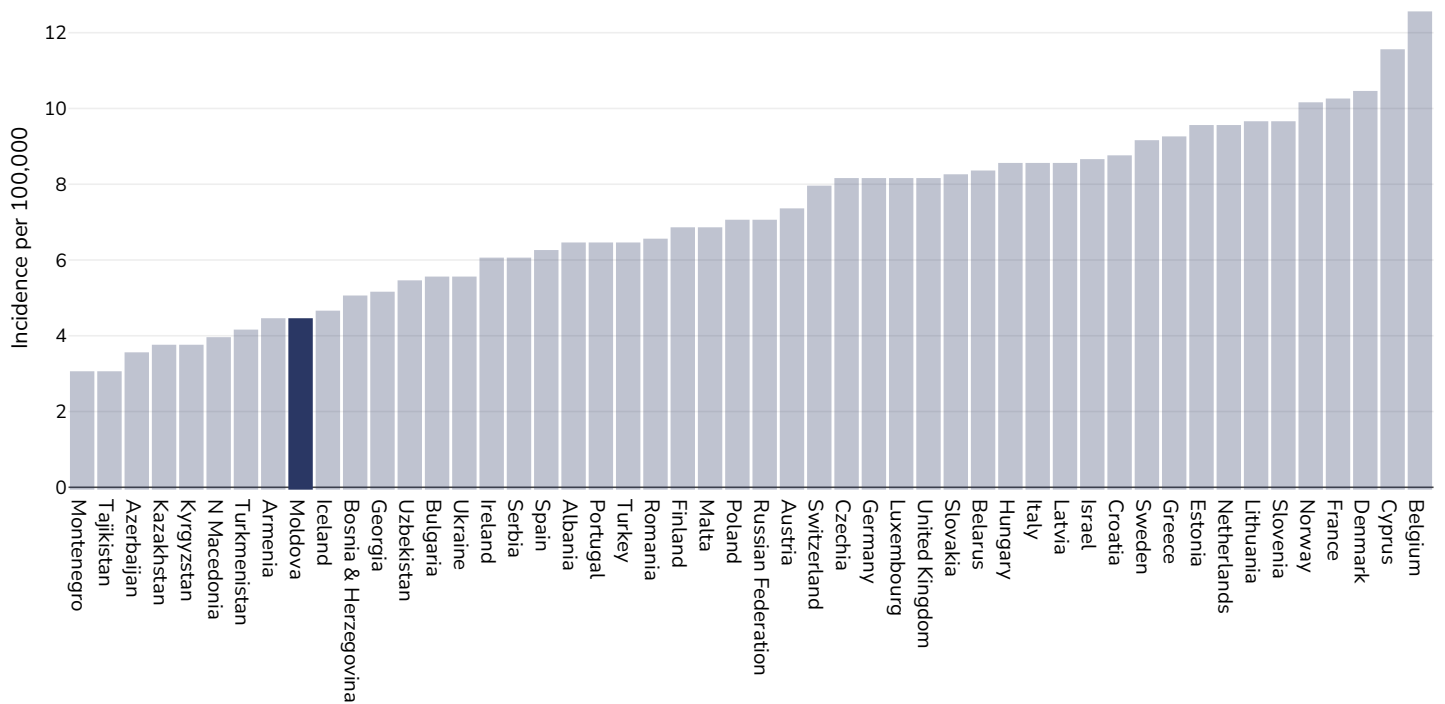
Area covered: National

References: Ferlay J, Ervik M, Lam F, Laversanne M, Colombet M, Mery L, Piñeros M, Znaor A, Soerjomataram I, Bray F (2024). Global Cancer Observatory: Cancer Today. Lyon, France: International Agency for Research on Cancer. Available from: <https://gco.iarc.who.int/today>, accessed [16.07.24]

Definitions: Incidence per 100,000

Unless otherwise noted, overweight refers to a BMI between 25kg and 29.9kg/m<sup>2</sup>, obesity refers to a BMI greater than 30kg/m<sup>2</sup>.

## Women, 2022



Age: 20+

Area covered: National

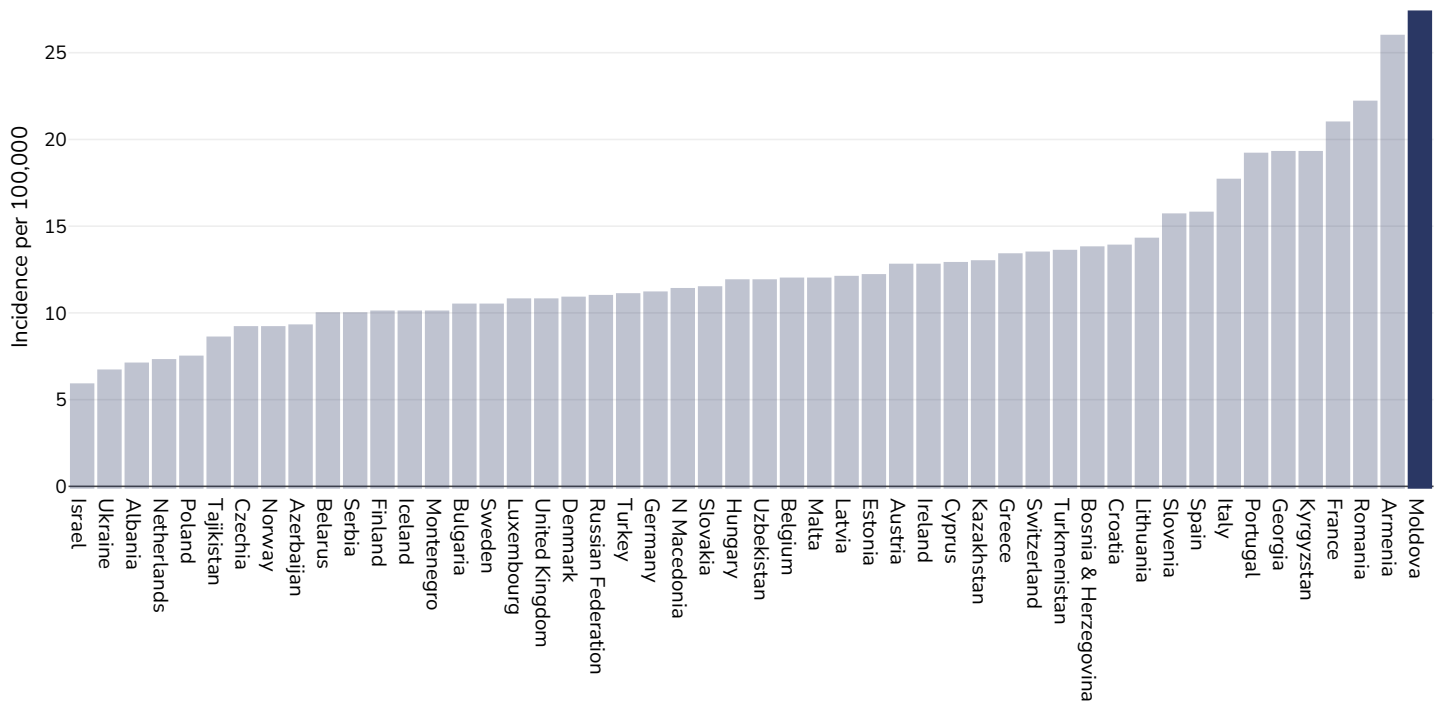
References: Ferlay J, Ervik M, Lam F, Laversanne M, Colombet M, Mery L, Piñeros M, Znaor A, Soerjomataram I, Bray F (2024). Global Cancer Observatory: Cancer Today. Lyon, France: International Agency for Research on Cancer. Available from: <https://gco.iarc.who.int/today>, accessed [16.07.24]

Definitions: Incidence per 100,000

Unless otherwise noted, overweight refers to a BMI between 25kg and 29.9kg/m<sup>2</sup>, obesity refers to a BMI greater than 30kg/m<sup>2</sup>.

## Liver and intrahepatic bile duct Cancer

Men, 2022



Age: 20+

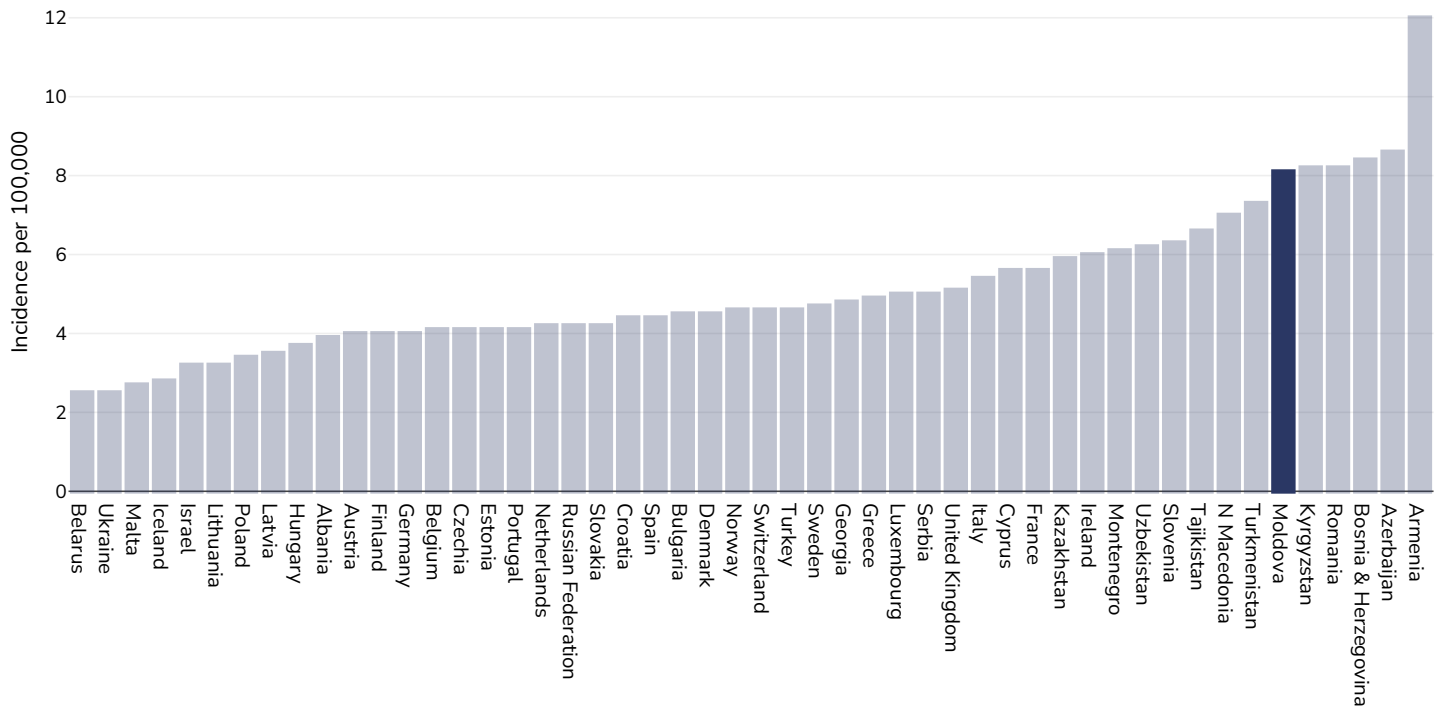
Area covered: National

References: Ferlay J, Ervik M, Lam F, Laversanne M, Colombet M, Mery L, Piñeros M, Znaor A, Soerjomataram I, Bray F (2024). Global Cancer Observatory: Cancer Today. Lyon, France: International Agency for Research on Cancer. Available from: <https://gco.iarc.who.int/today>, accessed [16.07.24]

Definitions: Incidence per 100,000



## Women, 2022



Age: 20+

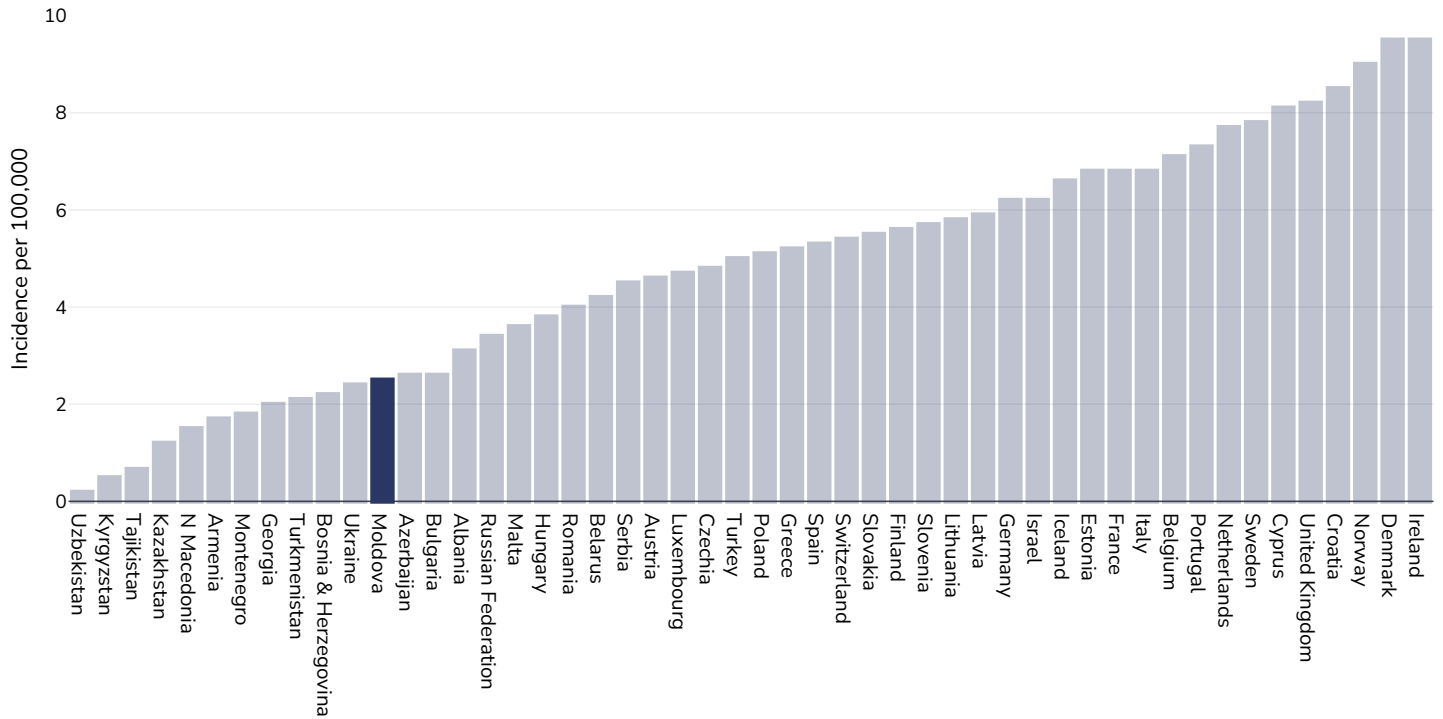
Area covered: National

References: Ferlay J, Ervik M, Lam F, Laversanne M, Colombet M, Mery L, Piñeros M, Znaor A, Soerjomataram I, Bray F (2024). Global Cancer Observatory: Cancer Today. Lyon, France: International Agency for Research on Cancer. Available from: <https://gco.iarc.who.int/today>, accessed [16.07.24]

Definitions: Incidence per 100,000

## Multiple Myeloma

### Men, 2022



Age: 20+

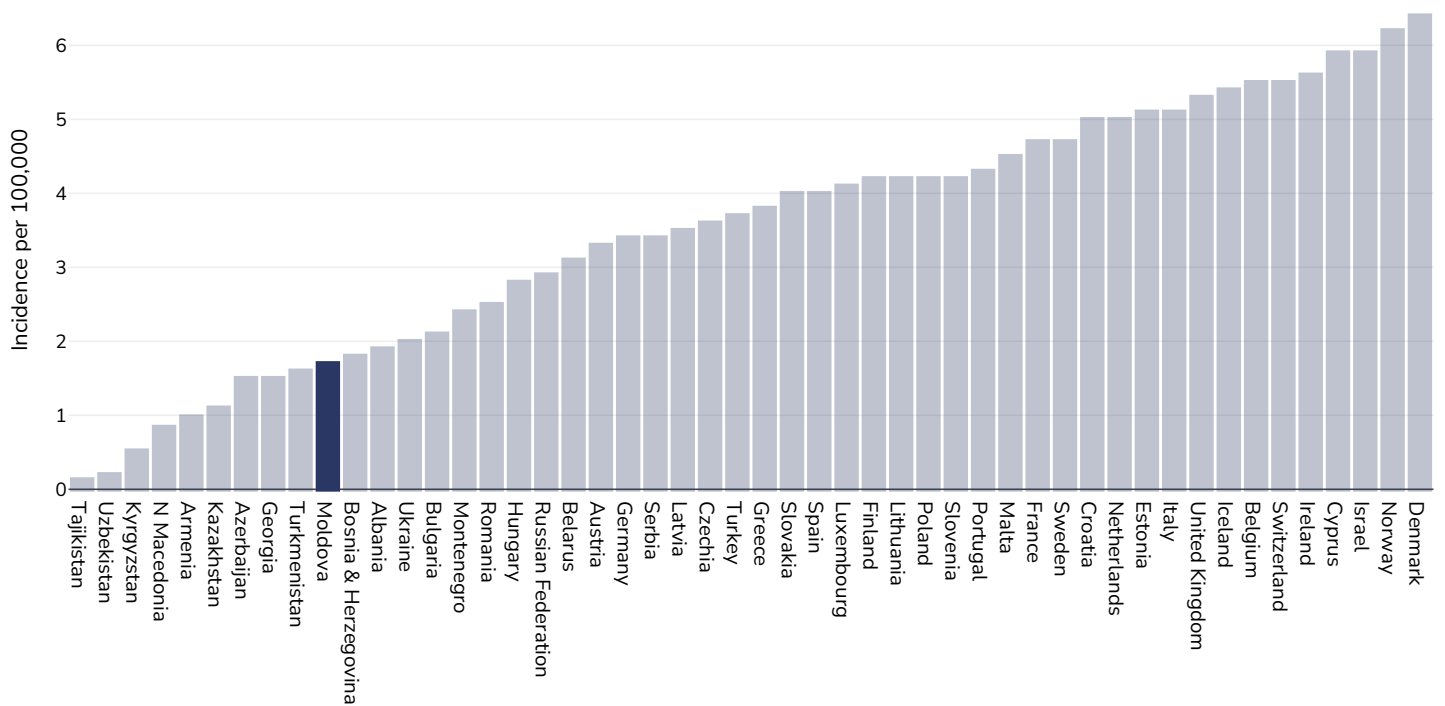
Area covered: National

References: Ferlay J, Ervik M, Lam F, Laversanne M, Colombet M, Mery L, Piñeros M, Znaor A, Soerjomataram I, Bray F (2024). Global Cancer Observatory: Cancer Today. Lyon, France: International Agency for Research on Cancer. Available from: <https://gco.iarc.who.int/today>, accessed [16.07.24]

Definitions: Incidence per 100,000

Unless otherwise noted, overweight refers to a BMI between 25kg and 29.9kg/m<sup>2</sup>, obesity refers to a BMI greater than 30kg/m<sup>2</sup>.

## Women, 2022



Age: 20+

Area covered: National

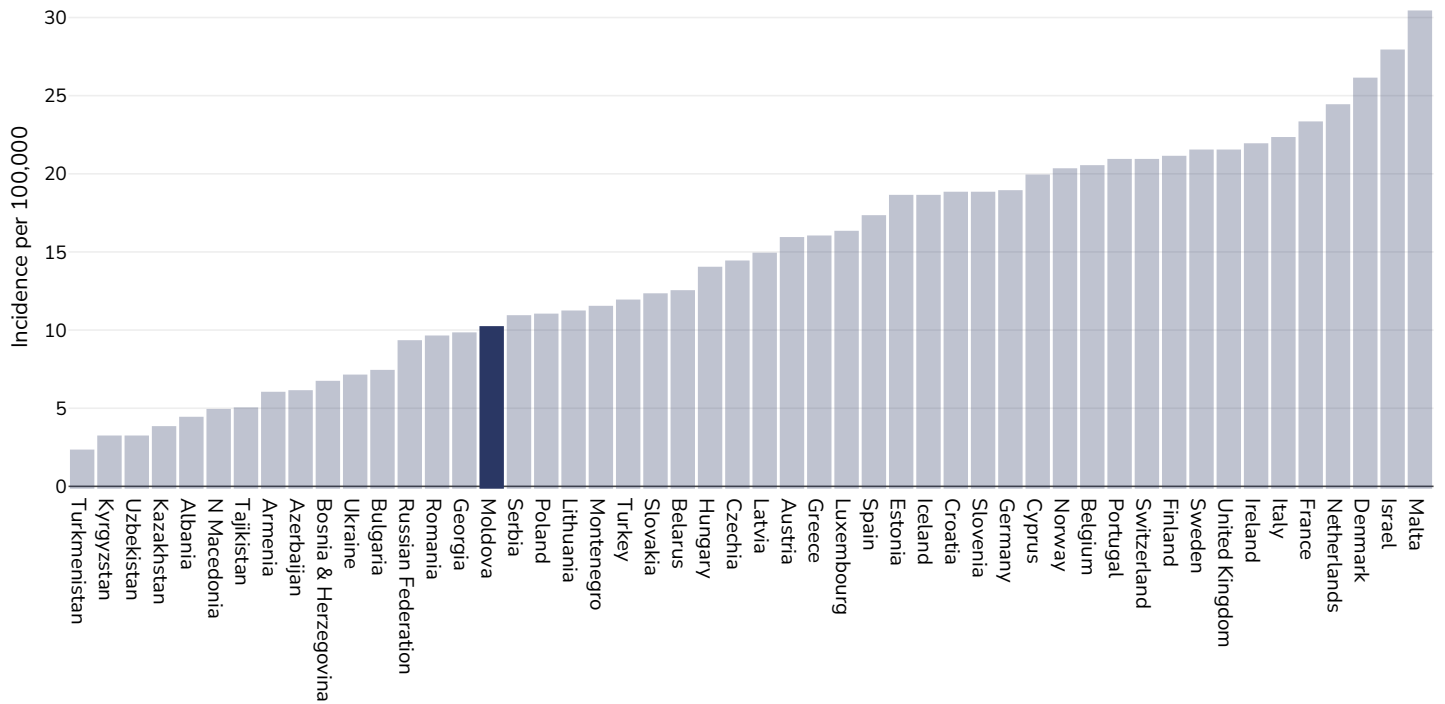
References: Ferlay J, Ervik M, Lam F, Laversanne M, Colombet M, Mery L, Piñeros M, Znaor A, Soerjomataram I, Bray F (2024). Global Cancer Observatory: Cancer Today. Lyon, France: International Agency for Research on Cancer. Available from: <https://gco.iarc.who.int/today>, accessed [16.07.24]

Definitions: Incidence per 100,000

Unless otherwise noted, overweight refers to a BMI between 25kg and 29.9kg/m<sup>2</sup>, obesity refers to a BMI greater than 30kg/m<sup>2</sup>.

# Non Hodgkin Lymphoma

## Men, 2022



Age: 20+

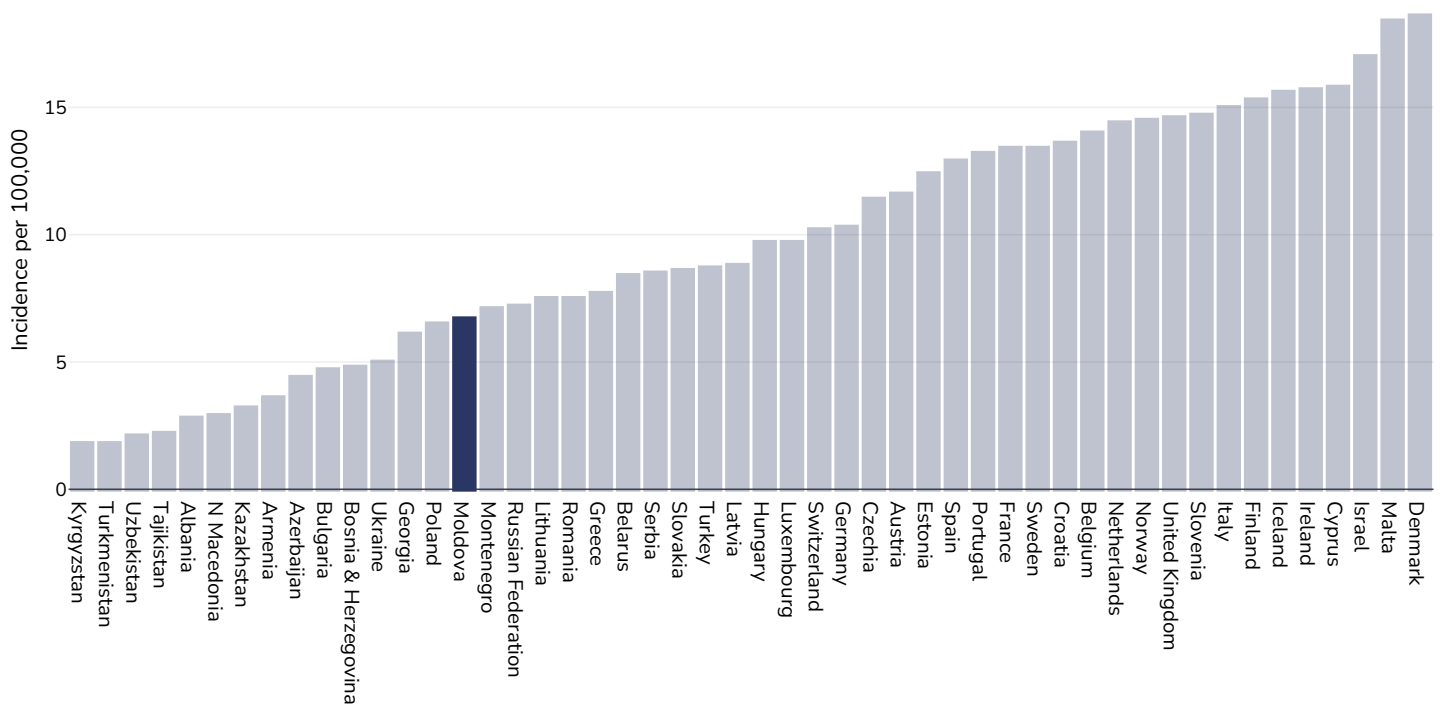
Area covered: National

References: Ferlay J, Ervik M, Lam F, Laversanne M, Colombet M, Mery L, Piñeros M, Znaor A, Soerjomataram I, Bray F (2024). Global Cancer Observatory: Cancer Today. Lyon, France: International Agency for Research on Cancer. Available from: <https://gco.iarc.who.int/today>, accessed [16.07.24]

Definitions: Incidence per 100,000

Unless otherwise noted, overweight refers to a BMI between 25kg and 29.9kg/m<sup>2</sup>, obesity refers to a BMI greater than 30kg/m<sup>2</sup>.

## Women, 2022



Age: 20+

Area covered: National

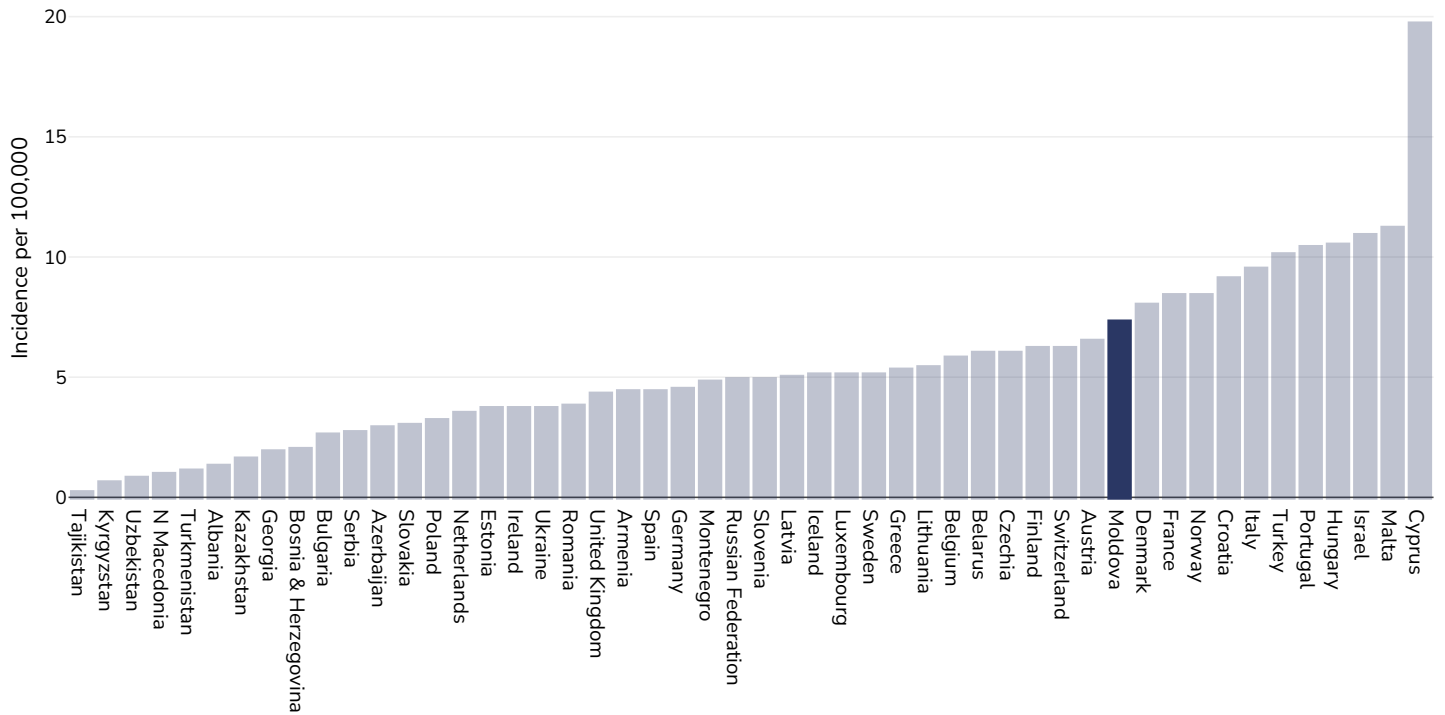
References: Ferlay J, Ervik M, Lam F, Laversanne M, Colombet M, Mery L, Piñeros M, Znaor A, Soerjomataram I, Bray F (2024). Global Cancer Observatory: Cancer Today. Lyon, France: International Agency for Research on Cancer. Available from: <https://gco.iarc.who.int/today>, accessed [16.07.24]

Definitions: Incidence per 100,000

Unless otherwise noted, overweight refers to a BMI between 25kg and 29.9kg/m<sup>2</sup>, obesity refers to a BMI greater than 30kg/m<sup>2</sup>.

# Thyroid Cancer

## Men, 2022



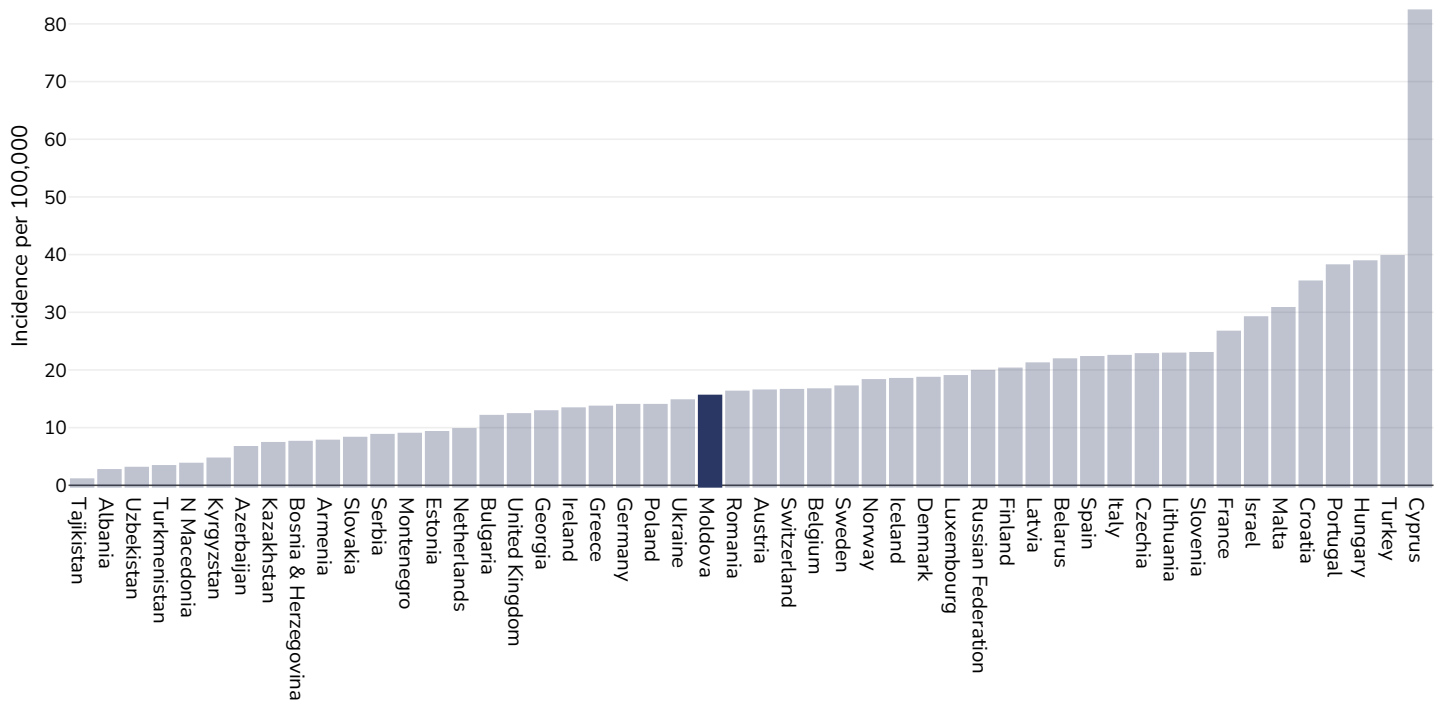
Age: 20+

Area covered: National

References: Ferlay J, Ervik M, Lam F, Laversanne M, Colombet M, Mery L, Piñeros M, Znaor A, Soerjomataram I, Bray F (2024). Global Cancer Observatory: Cancer Today. Lyon, France: International Agency for Research on Cancer. Available from: <https://gco.iarc.who.int/today>, accessed [16.07.24]

Definitions: Incidence per 100,000

## Women, 2022



Age: 20+

Area covered: National

References: Ferlay J, Ervik M, Lam F, Laversanne M, Colombet M, Mery L, Piñeros M, Znaor A, Soerjomataram I, Bray F (2024). Global Cancer Observatory: Cancer Today. Lyon, France: International Agency for Research on Cancer. Available from: <https://gco.iarc.who.int/today>, accessed [16.07.24]






Definitions: Incidence per 100,000

## Contextual factors

**Disclaimer:** These contextual factors should be interpreted with care. Results are updated as regularly as possible and use very specific criteria. The criteria used and full definitions are available for download at the bottom of this page.



### Labelling

|  |   |
|--|---|
| <b>Is there mandatory nutrition labelling?</b> |  |
| Front-of-package labelling?                    |  |
| Back-of-pack nutrition declaration?            |  |
| Color coding?                                  |  |
| Warning label?                                 |  |





## Regulation and marketing

|   |          |
|---|----------|
| <b>Are there fiscal policies on unhealthy products?</b>   | <b>✗</b> |
| Tax on unhealthy foods?   | ✗        |
| Tax on unhealthy drinks?  | ✗        |
| <b>Are there fiscal policies on healthy products?</b>   | <b>✗</b> |
| Subsidy on fruits?  | ✗        |
| Subsidy on vegetables?  | ✗        |
| Subsidy on other healthy products?  | ✗        |
| <b>Mandatory limit or ban of trans fat (all settings)?</b>  | <b>✓</b> |
| Mandatory limit of trans fats in place (all settings)?  | ✓        |
| Ban on trans-fats or phos in place (all settings)?  | ✗        |
| <b>Are there any mandatory policies/marketing restrictions on the promotion of unhealthy food/drinks to children?</b> | <b>✗</b> |
| Mandatory restriction on broadcast media?   | ✗        |
| Mandatory restriction on non-broadcast media?   | ✗        |
| Voluntary policies/marketing restrictions on the promotion of unhealthy food/drinks to children?                      | ✗        |
| <b>Are there mandatory standards for food in schools?</b>   | <b>✗</b> |
| <b>Are there any mandatory nutrient limits in any manufactured food products?</b>                                     | <b>✗</b> |
| <b>Nutrition standards for public sector procurement?</b>   | <b>✗</b> |



## Political will and support

|   |   |
|---|---|
| National obesity strategy or nutrition and physical activity national strategy? | ✗ |
| National obesity strategy?  | ✗ |
| National childhood obesity strategy?  | ✗ |
| Comprehensive nutrition strategy?   | ✓ |
| Comprehensive physical activity strategy?                                       | ✗ |
| Evidence-based dietary guidelines and/or RDAs?                                  | ✓ |
| National target(s) on reducing obesity?   | ✓ |
| Guidelines/policy on obesity treatment?   | ✗ |
| Promotion of breastfeeding?   | ✓ |



## Monitoring and surveillance

|  |   |
|--|---|
| Monitoring of the prevalence and incidence for the main obesity-related NCDs and risk factors? | ✓ |
| Within 5 years?  | ✗ |



## Governance and resource

|   |   |
|---|---|
| Multi-sectoral national co-ordination mechanism for obesity or nutrition (including obesity)? | ✓ |
|---|---|

### Key

|           |                                       |            |          |           |
|-----------|---------------------------------------|------------|----------|-----------|
| ✓ Present | ✓ <sub>v</sub> Present<br>(voluntary) | ✓ Incoming | ✗ Absent | ? Unknown |
|-----------|---------------------------------------|------------|----------|-----------|

Last updated June 28, 2024

PDF created on September 11, 2024