



Marshall Islands



Country report card - adults

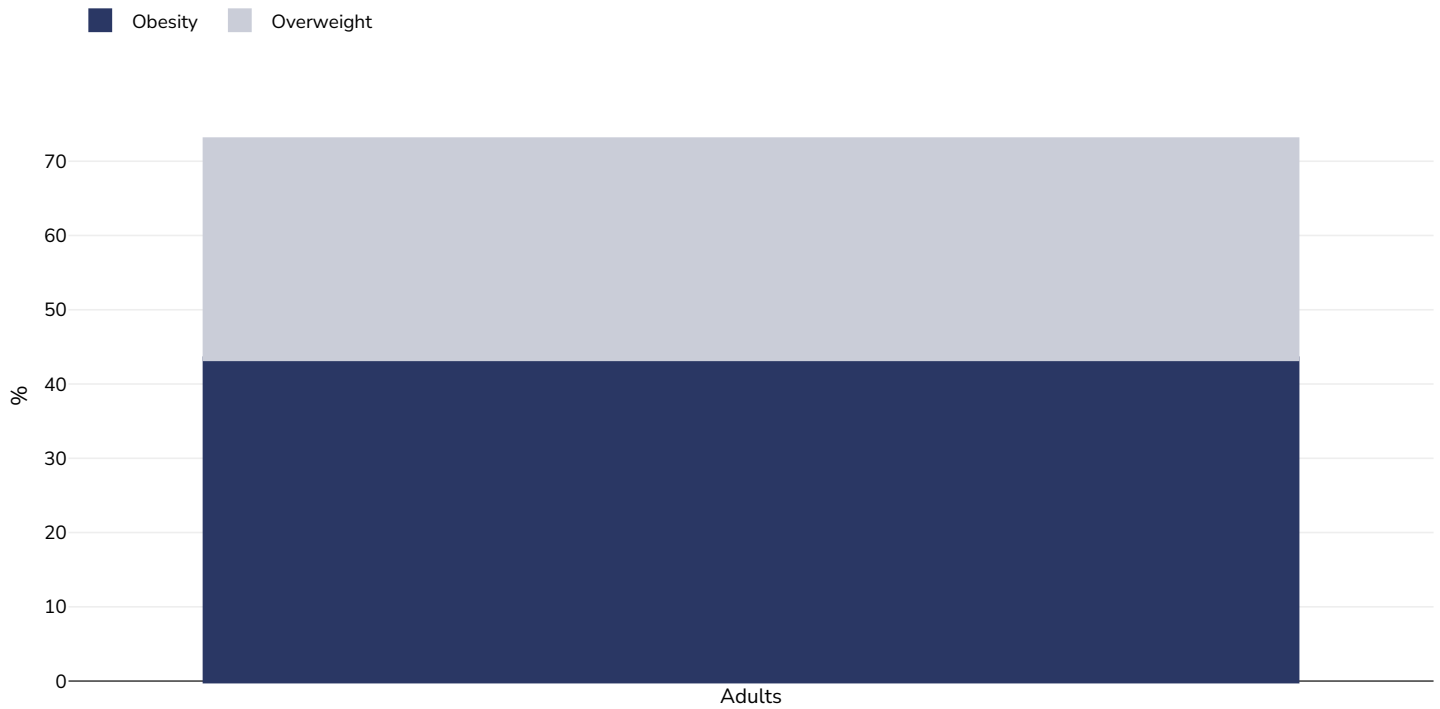
This report card contains the latest data available on the Global Obesity Observatory on overweight and obesity for adults. Where available, data on common and relevant obesity drivers and comorbidities are also presented.

View the latest version of this report on the Global Obesity Observatory at <https://data.worldobesity.org/country/marshall-islands-134/>.

Contents	Page
Obesity prevalence	3
Overweight/obesity by education	4
Overweight/obesity by age	5
Overweight/obesity by region	6
Double burden of underweight & overweight	7
Insufficient physical activity	8
Mental health - depression disorders	10
Mental health - anxiety disorders	13
Raised blood pressure	16
Raised cholesterol	19
Raised fasting blood glucose	22
Diabetes prevalence	24

Obesity prevalence

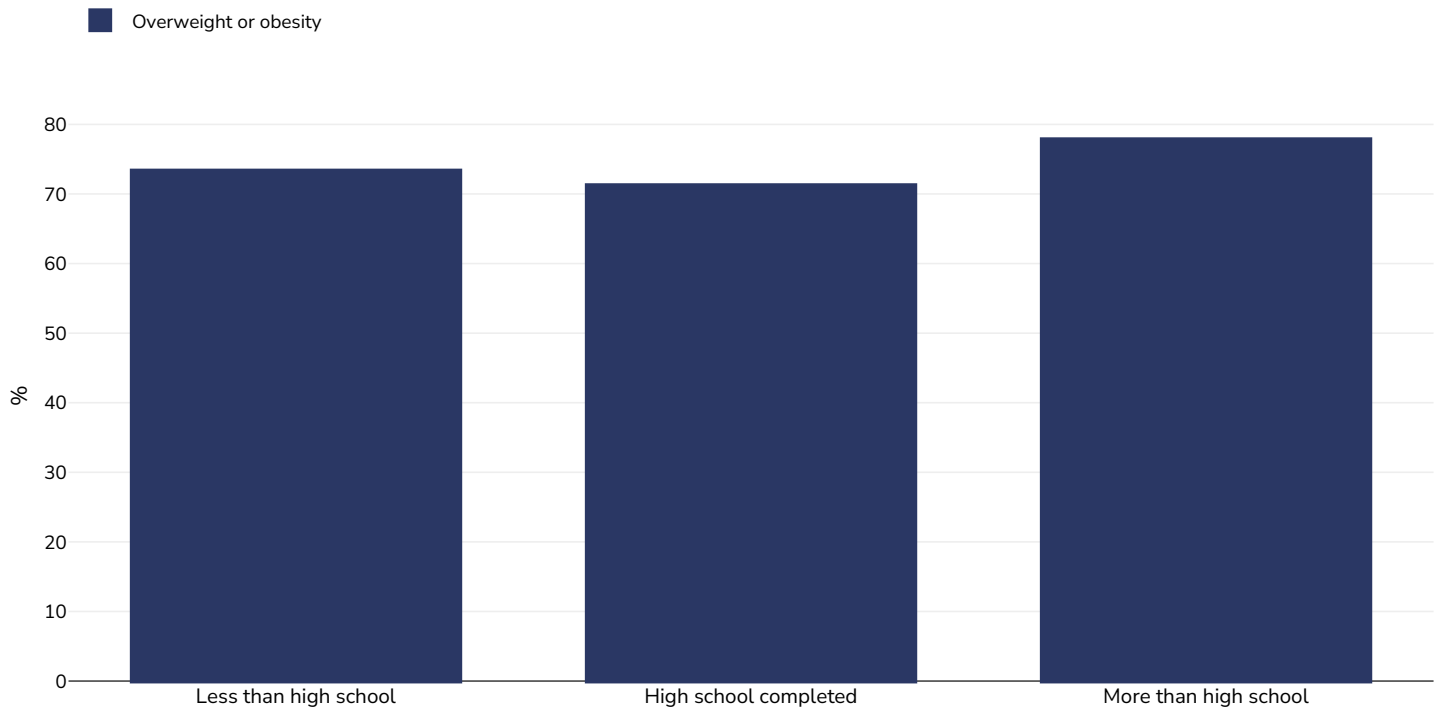
Adults, 2023



Survey type:	Measured
Age:	18+
Sample size:	2,678
Area covered:	National
References:	Republic of the Marshall Islands: Adult Hybrid Survey 2023. https://www.pihoa.org/wp-content/uploads/2024/11/RMI-2023-Hybrid-Survey-Report-FINAL_6Nov24.pdf [Last Accessed 26.08.25]
Notes:	Although all islands were not surveyed, the islands included contain 86% of the overall population of RMI. Islands included were Majuro, Kwajalein, Amo, Jaluit, Wotje and Kili.
<i>Unless otherwise noted, overweight refers to a BMI between 25kg and 29.9kg/m², obesity refers to a BMI greater than 30kg/m².</i>	

Overweight/obesity by education

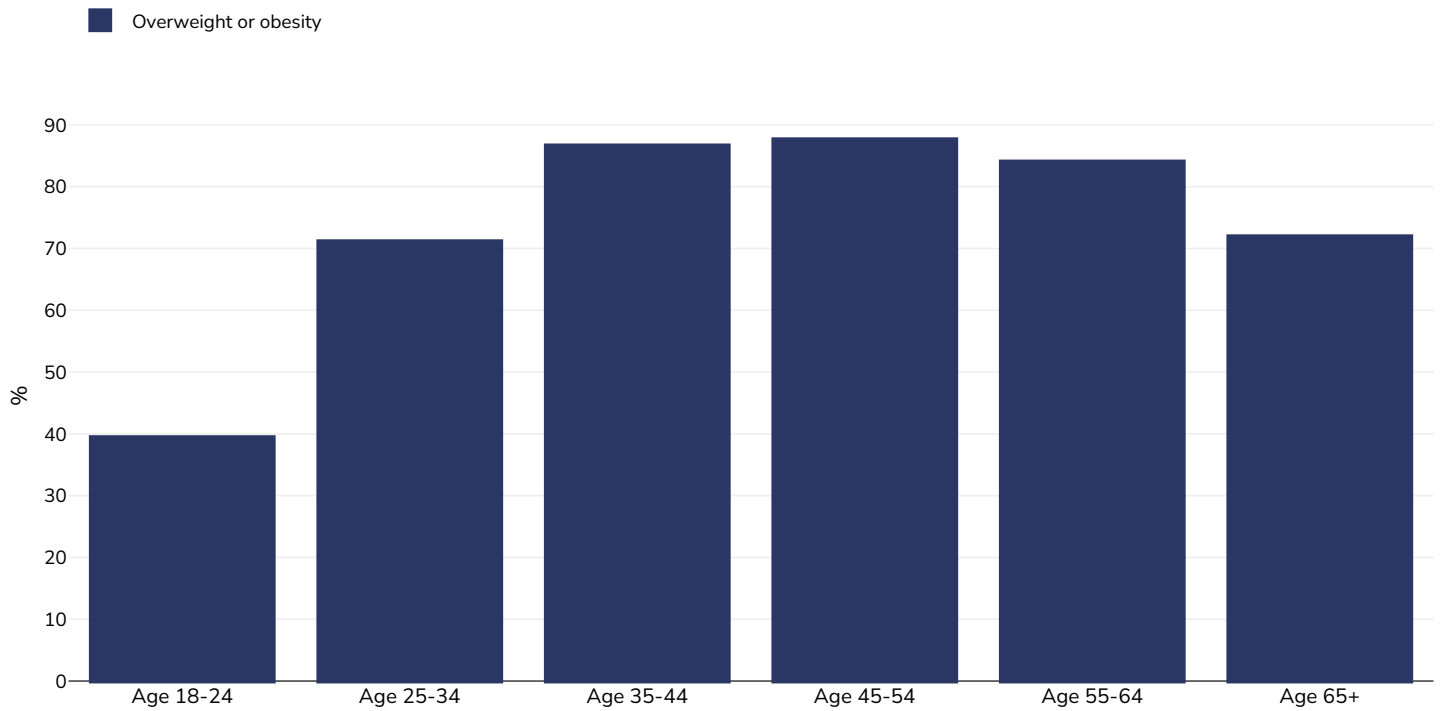
Adults, 2023



Survey type:	Measured
Age:	18+
Sample size:	2,678
Area covered:	National
References:	Republic of the Marshall Islands: Adult Hybrid Survey 2023. https://www.pihoa.org/wp-content/uploads/2024/11/RMI-2023-Hybrid-Survey-Report-FINAL_6Nov24.pdf [Last Accessed 26.08.25]
Notes:	Although all islands were not surveyed, the islands included contain 86% of the overall population of RMI. Islands included were Majuro, Kwajalein, Amo, Jaluit, Wotje and Kili.
<i>Unless otherwise noted, overweight refers to a BMI between 25kg and 29.9kg/m², obesity refers to a BMI greater than 30kg/m².</i>	

Overweight/obesity by age

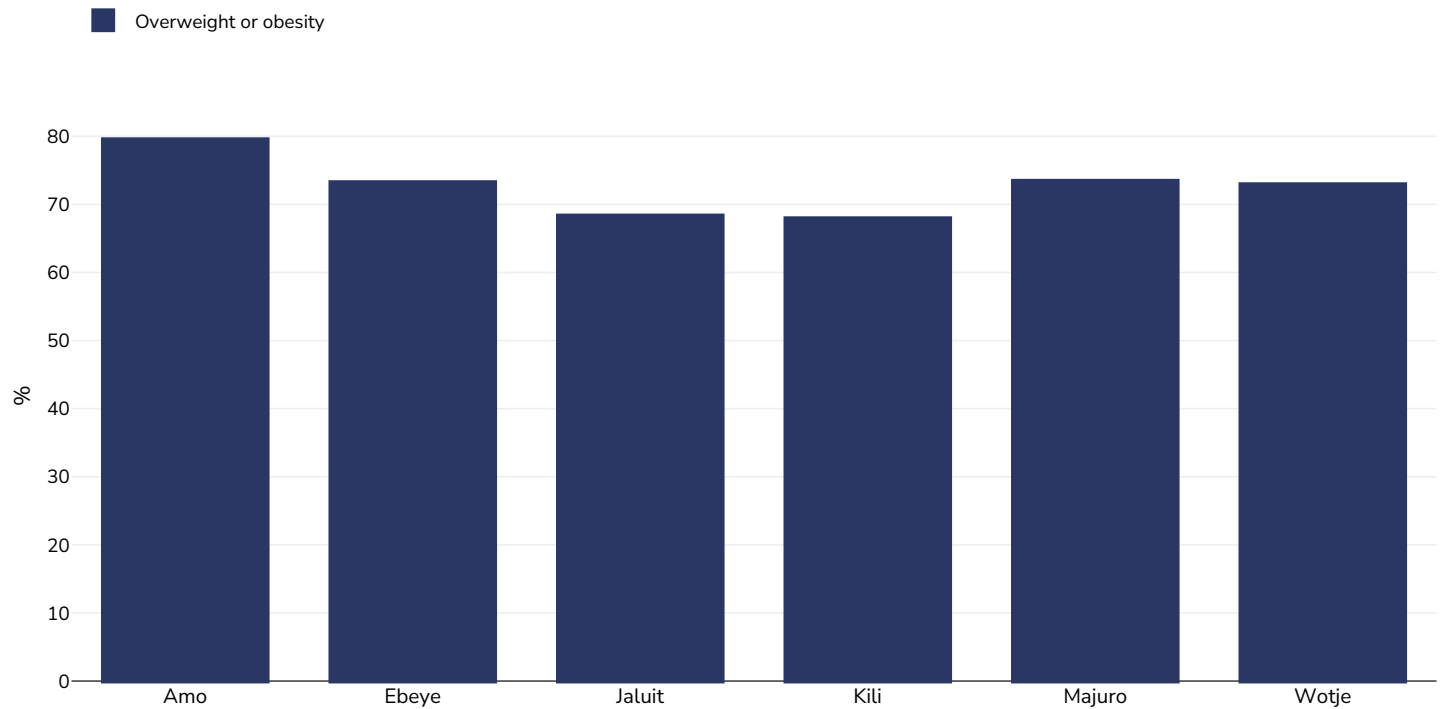
Adults, 2023



Survey type:	Measured
Sample size:	2,678
Area covered:	National
References:	Republic of the Marshall Islands: Adult Hybrid Survey 2023. https://www.pihoa.org/wp-content/uploads/2024/11/RMI-2023-Hybrid-Survey-Report-FINAL_6Nov24.pdf [Last Accessed 26.08.25]
Notes:	Although all islands were not surveyed, the islands included contain 86% of the overall population of RMI. Islands included were Majuro, Kwajalein, Amo, Jaluit, Wotje and Kili.
<i>Unless otherwise noted, overweight refers to a BMI between 25kg and 29.9kg/m², obesity refers to a BMI greater than 30kg/m².</i>	

Overweight/obesity by region

Adults, 2023

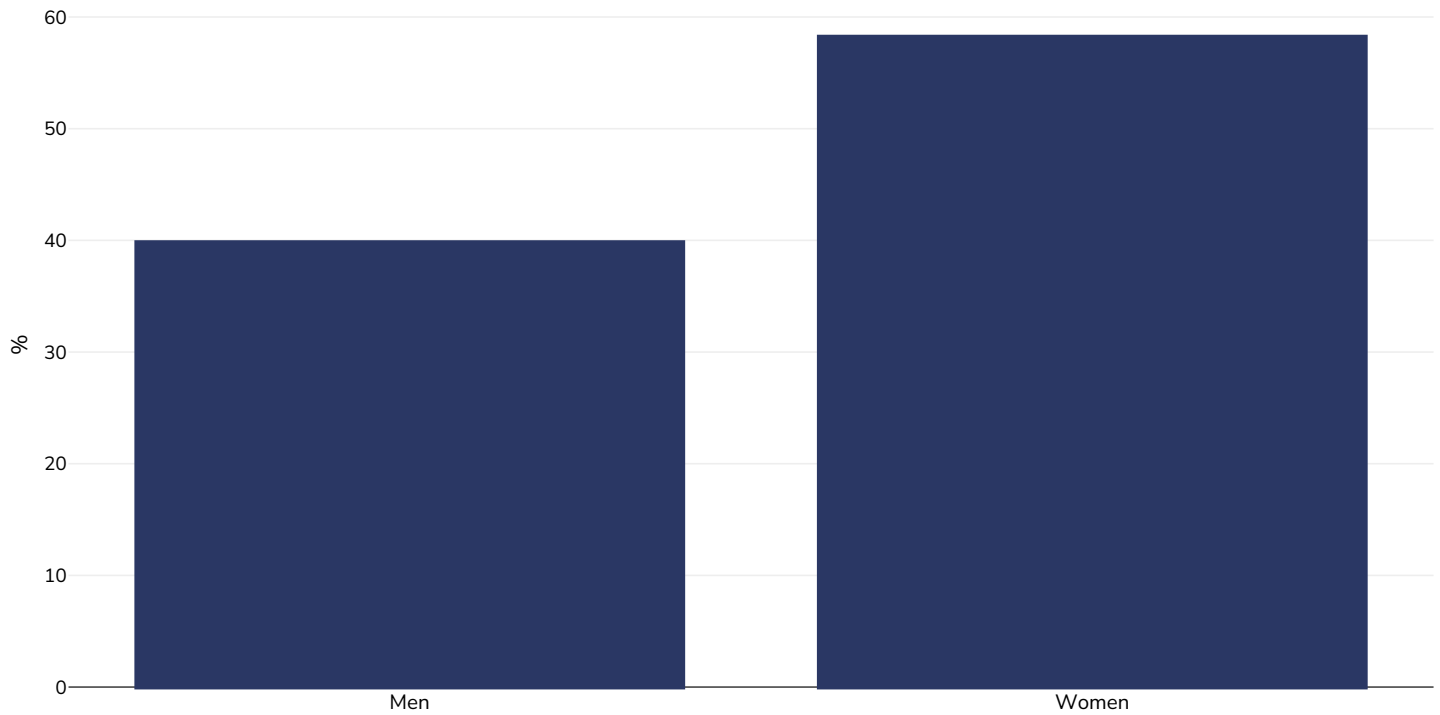


Survey type:	Measured
Age:	18+
Sample size:	2,678
Area covered:	National
References:	Republic of the Marshall Islands: Adult Hybrid Survey 2023. https://www.pihoa.org/wp-content/uploads/2024/11/RMI-2023-Hybrid-Survey-Report-FINAL_6Nov24.pdf [Last Accessed 26.08.25]

Unless otherwise noted, overweight refers to a BMI between 25kg and 29.9kg/m², obesity refers to a BMI greater than 30kg/m².

Double burden of underweight & overweight

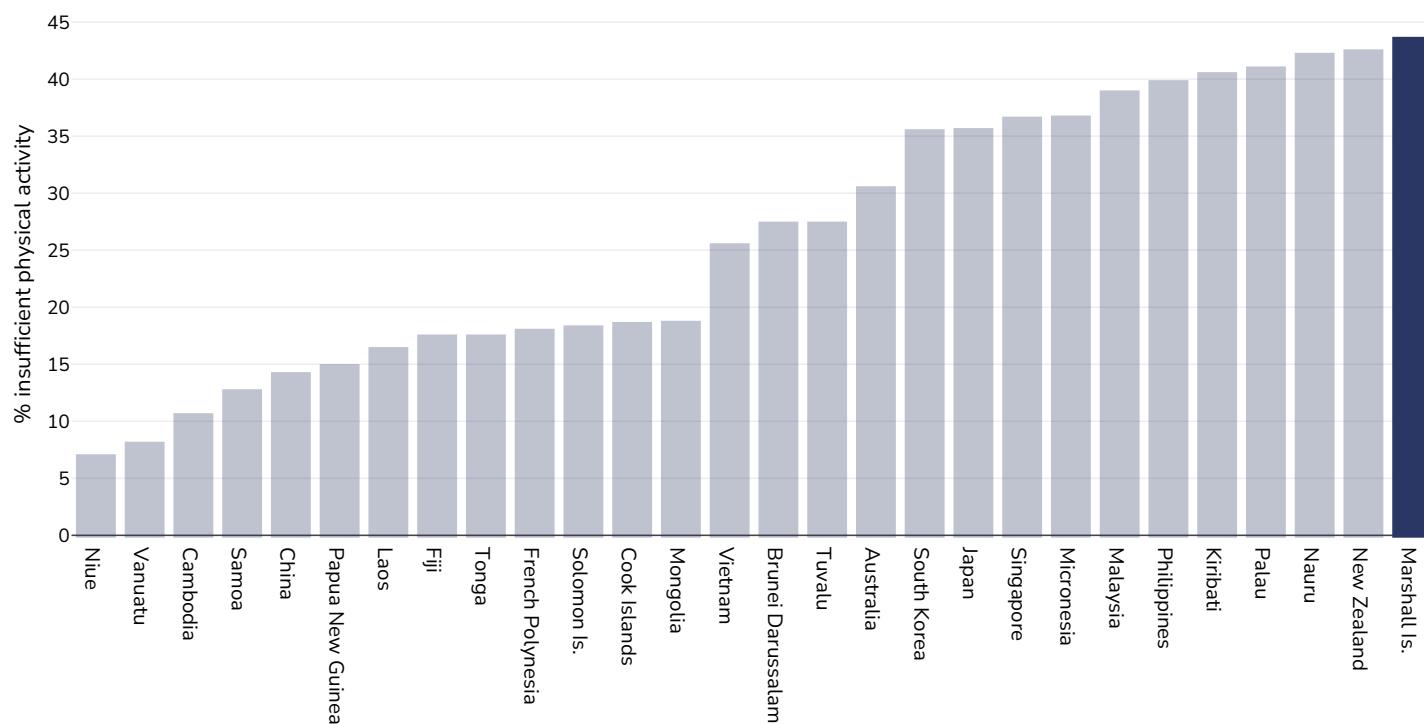
Adults, 2022



Survey type:	Measured
Age:	20+
References:	NCD Risk Factor Collaboration (NCD-RisC). Worldwide trends in underweight and obesity from 1990 to 2022: a pooled analysis of 3663 population representative studies with 222 million children, adolescents, and adults. Lancet 2024; published online Feb 29. https://doi.org/10.1016/S0140-6736(23)02750-2 .
Notes:	Age Standardised estimates
Definitions:	Combined prevalence of BMI<18.5 kg/m ² and BMI>=30 kg/m ² (double burden of underweight and obesity)

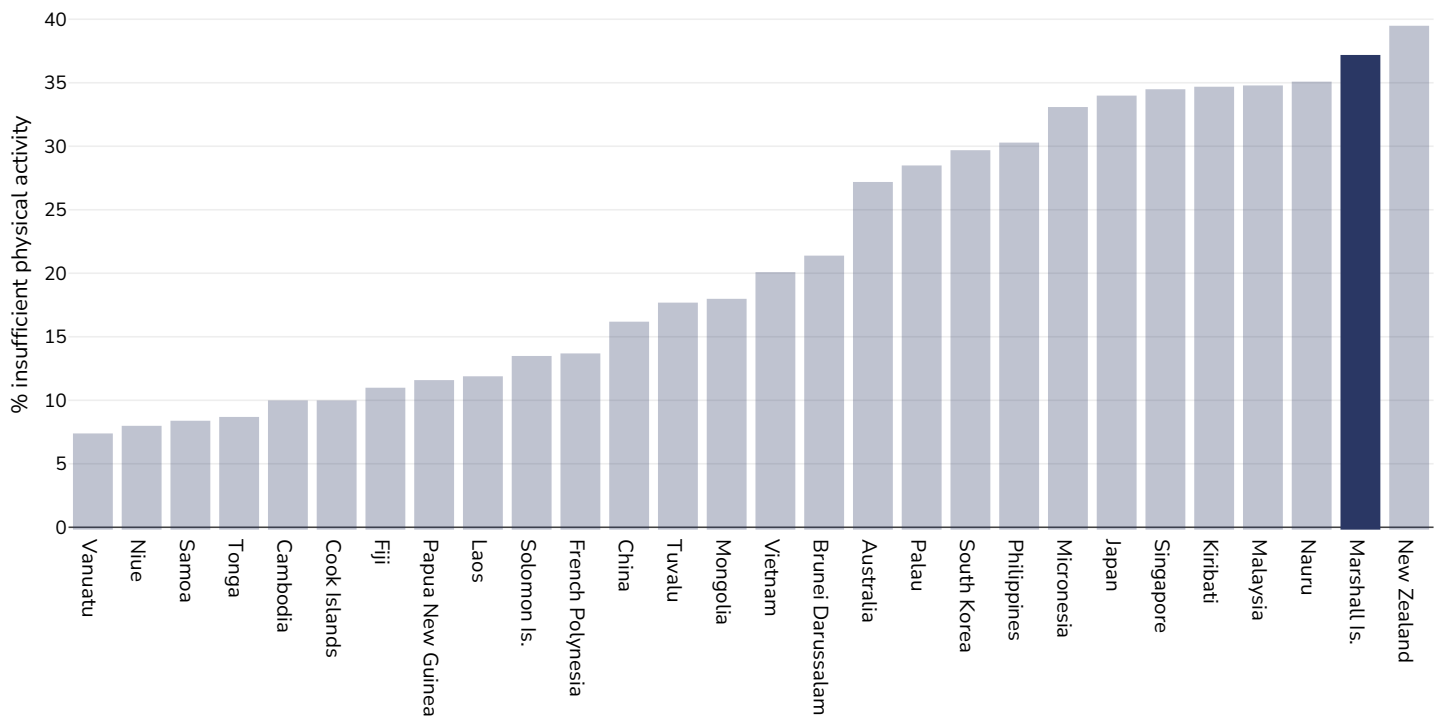
Insufficient physical activity

Adults, 2016



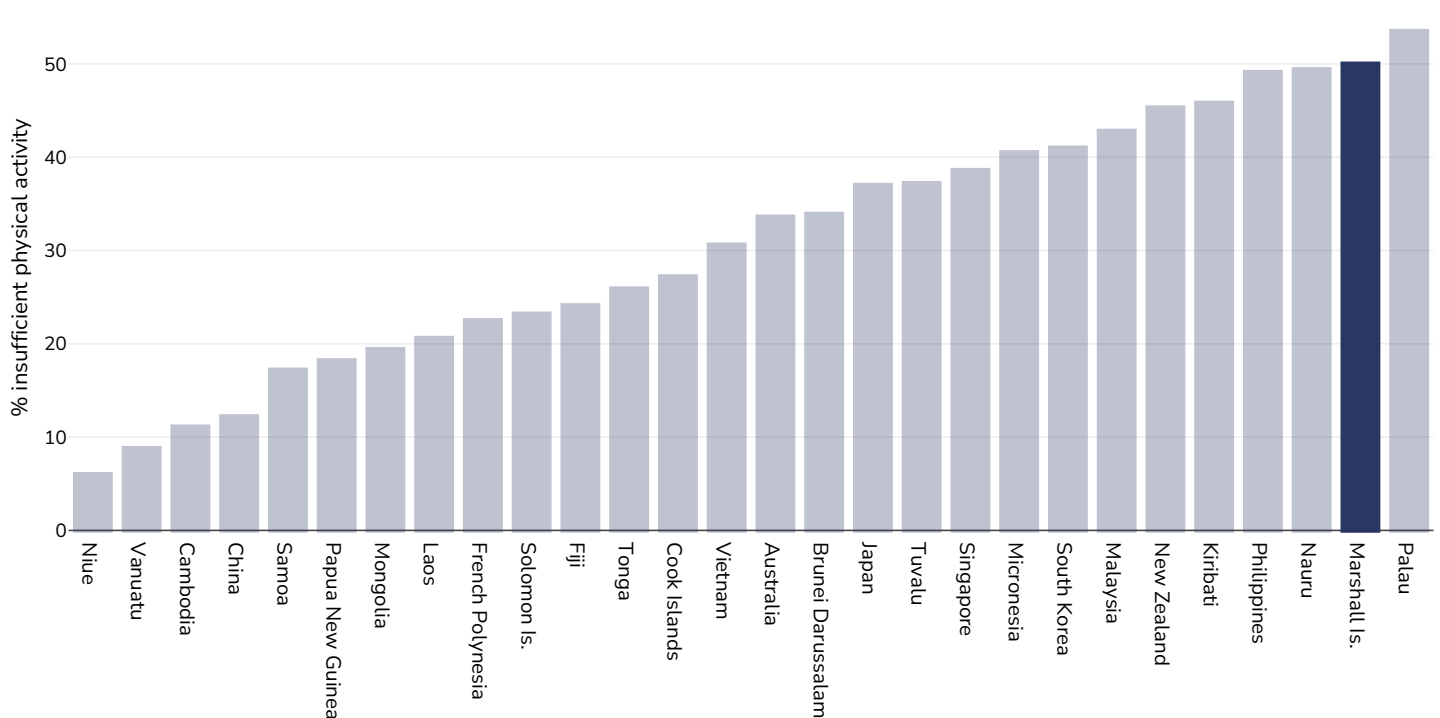
References: Guthold R, Stevens GA, Riley LM, Bull FC. Worldwide trends in insufficient physical activity from 2001 to 2016: a pooled analysis of 358 population-based surveys with 1.9 million participants. Lancet 2018 [http://dx.doi.org/10.1016/S2214-109X\(18\)30357-7](http://dx.doi.org/10.1016/S2214-109X(18)30357-7)

Men, 2016



References: Guthold R, Stevens GA, Riley LM, Bull FC. Worldwide trends in insufficient physical activity from 2001 to 2016: a pooled analysis of 358 population-based surveys with 1.9 million participants. Lancet 2018 [http://dx.doi.org/10.1016/S2214-109X\(18\)30357-7](http://dx.doi.org/10.1016/S2214-109X(18)30357-7)

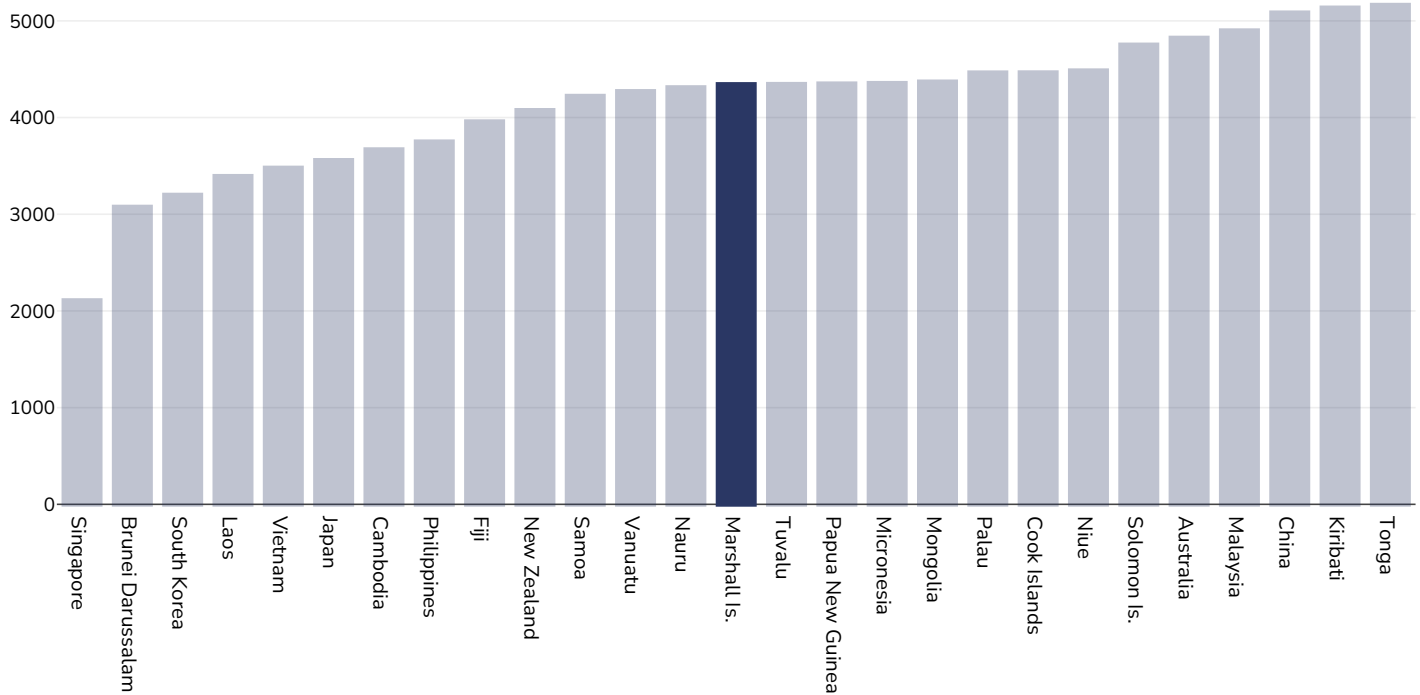
Women, 2016



References: Guthold R, Stevens GA, Riley LM, Bull FC. Worldwide trends in insufficient physical activity from 2001 to 2016: a pooled analysis of 358 population-based surveys with 1.9 million participants. Lancet 2018 [http://dx.doi.org/10.1016/S2214-109X\(18\)30357-7](http://dx.doi.org/10.1016/S2214-109X(18)30357-7)

Mental health - depression disorders

Adults, 2023



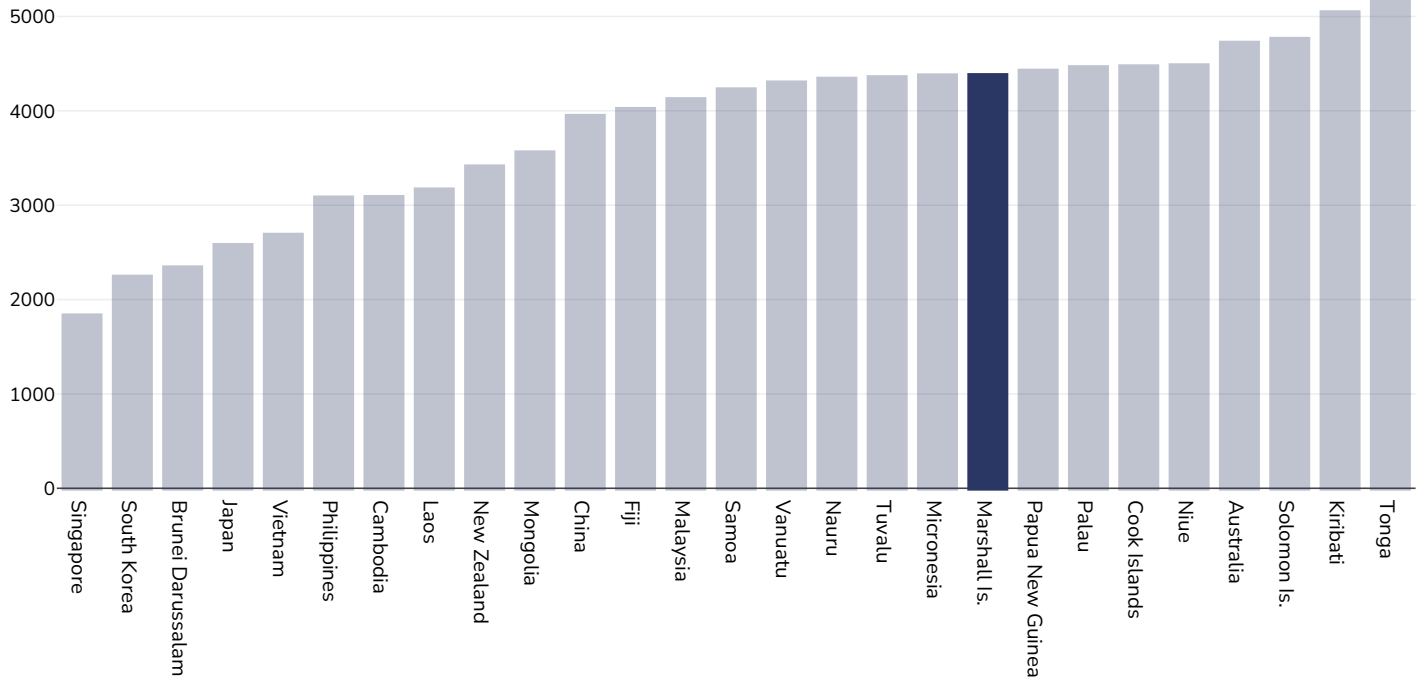
Age: 20+

Area covered: National

References: Institute for Health Metrics and Evaluation (IHME). GBD Compare Data Visualization. Global Burden of Disease (GBD) Study 2023. Seattle, WA: IHME, University of Washington, 2025. Available from <https://vizhub.healthdata.org/gbd-compare/> [Accessed 17.03.26]

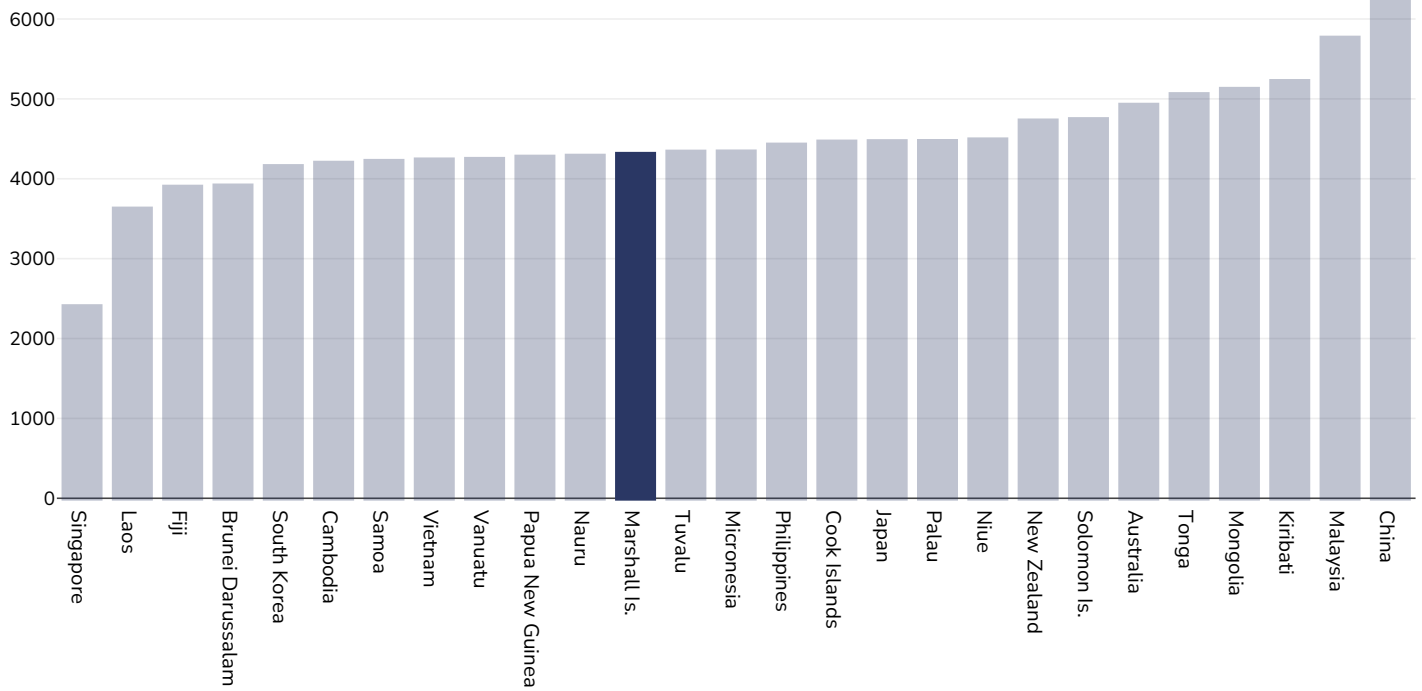
Definitions: Estimated number living with depressive disorders per 100,000 population (20+ years of age)

Men, 2023



Age:	20+
Area covered:	National
References:	Institute for Health Metrics and Evaluation (IHME). GBD Compare Data Visualization. Global Burden of Disease (GBD) Study 2023. Seattle, WA: IHME, University of Washington, 2025. Available from https://vizhub.healthdata.org/gbd-compare/ [Accessed 17.03.26]
Definitions:	Estimated number living with depressive disorders per 100,000 population (20+ years of age)

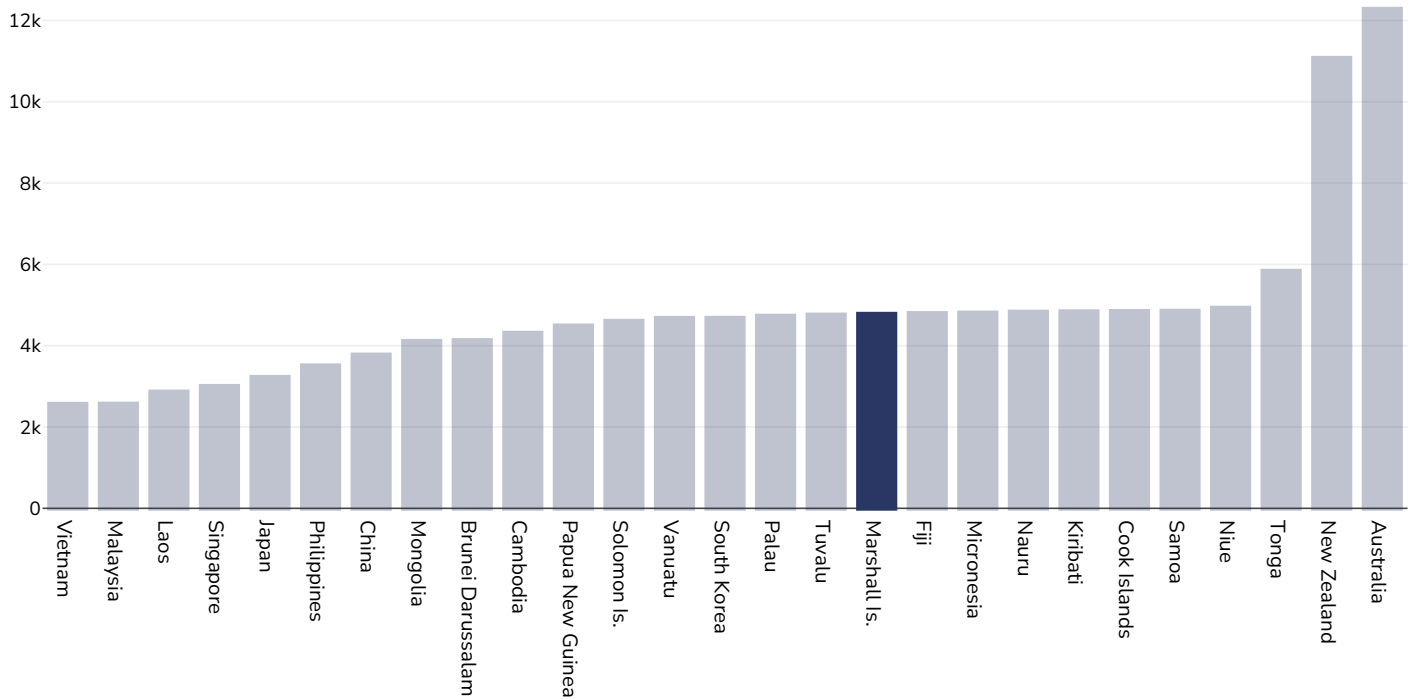
Women, 2023



Age:	20+
Area covered:	National
References:	Institute for Health Metrics and Evaluation (IHME). GBD Compare Data Visualization. Global Burden of Disease (GBD) Study 2023. Seattle, WA: IHME, University of Washington, 2025. Available from https://vizhub.healthdata.org/gbd-compare/ [Accessed 17.03.26]
Definitions:	Estimated number living with depressive disorders per 100,000 population (20+ years of age)

Mental health - anxiety disorders

Adults, 2023



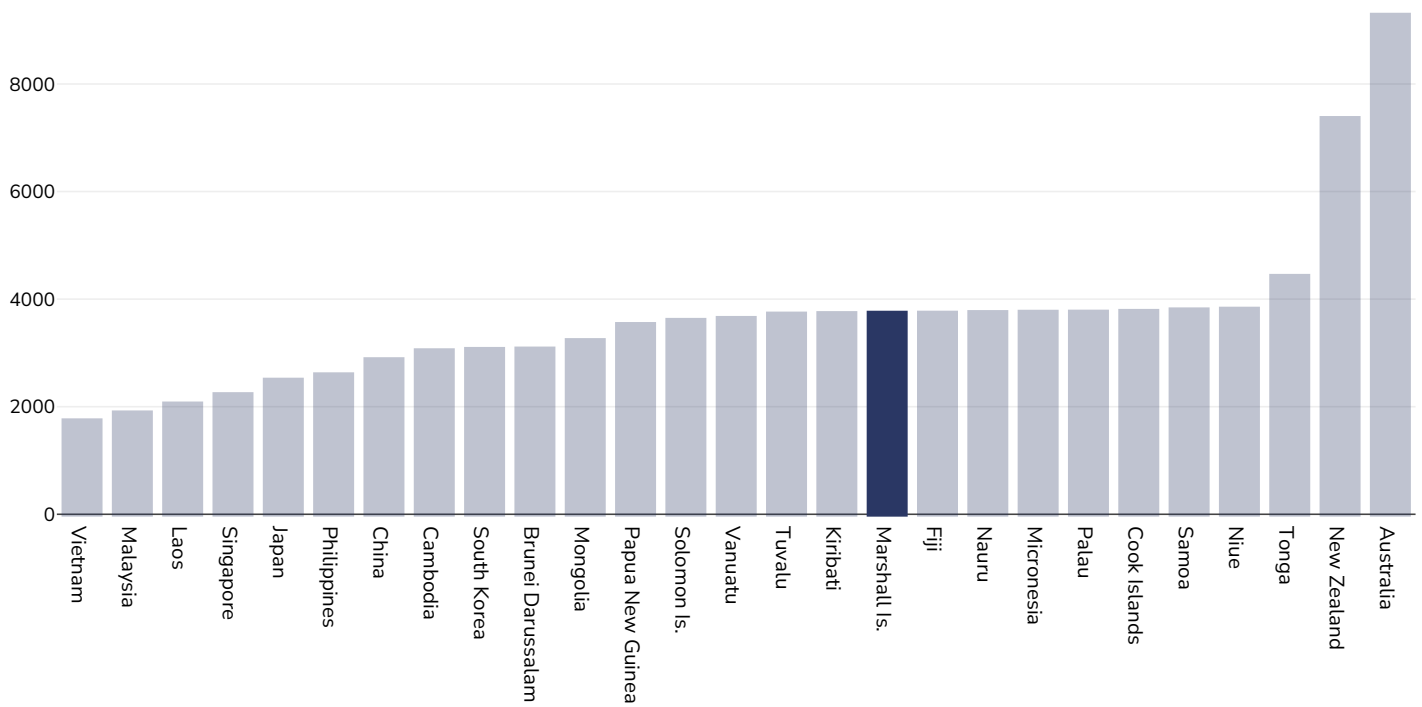
Age: 20+

Area covered: National

References: Institute for Health Metrics and Evaluation (IHME). GBD Compare Data Visualization. Global Burden of Disease (GBD) Study 2023. Seattle, WA: IHME, University of Washington, 2025. Available from <https://vizhub.healthdata.org/gbd-compare/> [Accessed 17.03.26]

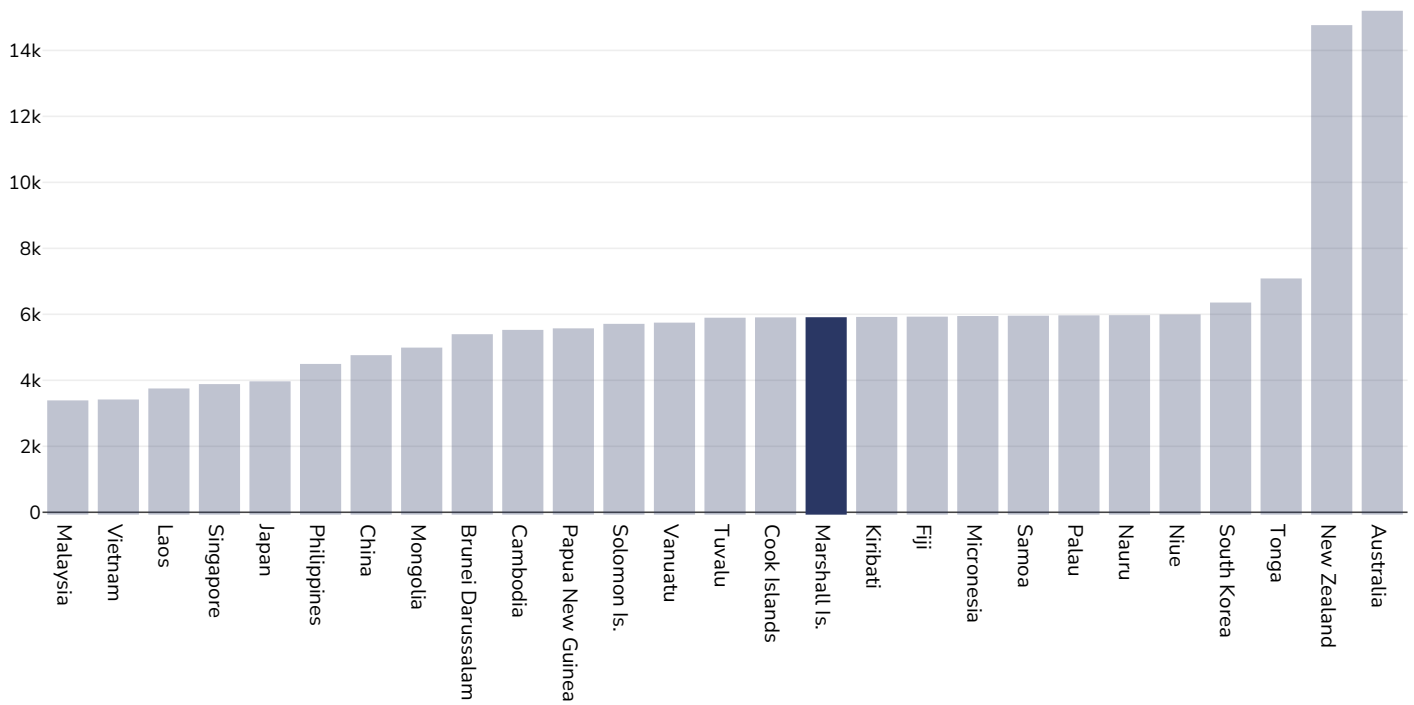
Definitions: Estimated number living with anxiety disorders per 100,000 population (20+ years of age)

Men, 2023



Age:	20+
Area covered:	National
References:	Institute for Health Metrics and Evaluation (IHME). GBD Compare Data Visualization. Global Burden of Disease (GBD) Study 2023. Seattle, WA: IHME, University of Washington, 2025. Available from https://vizhub.healthdata.org/gbd-compare/ [Accessed 17.03.26]
Definitions:	Estimated number living with anxiety disorders per 100,000 population (20+ years of age)

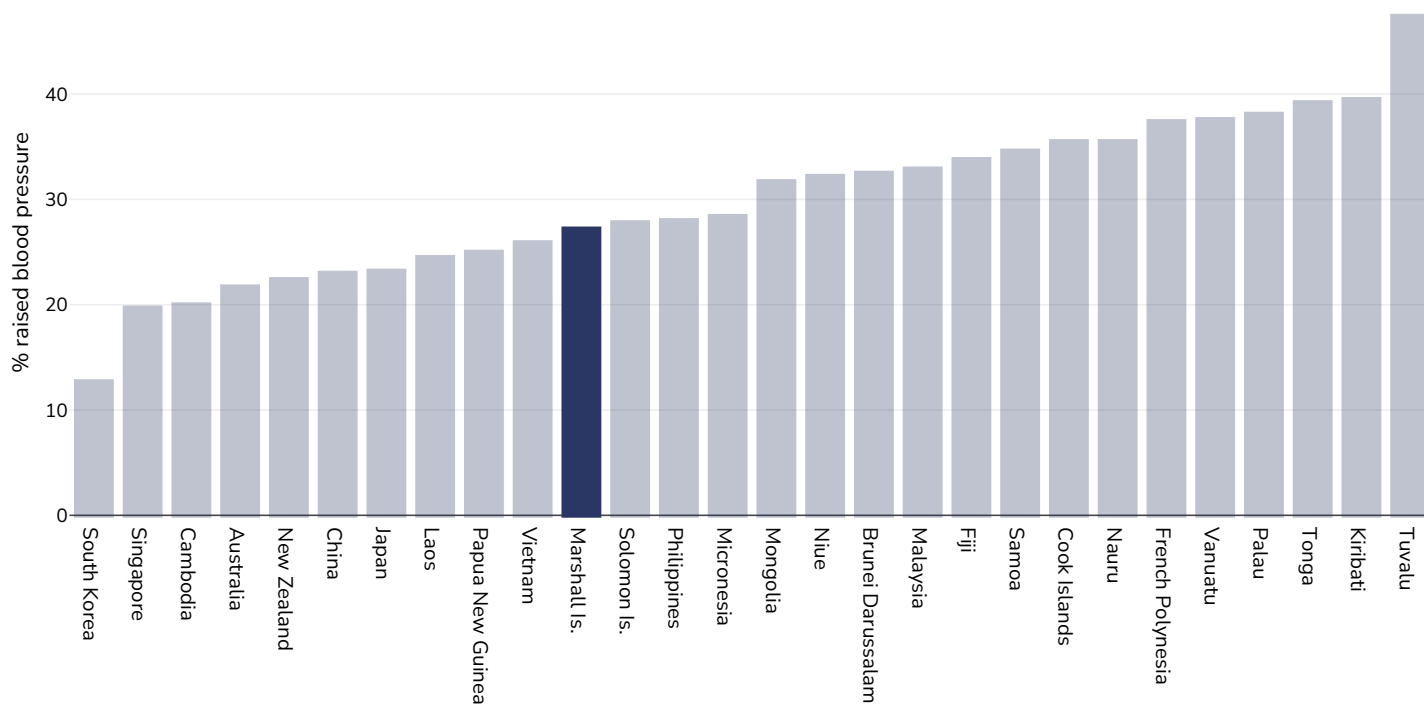
Women, 2023



Age:	20+
Area covered:	National
References:	Institute for Health Metrics and Evaluation (IHME). GBD Compare Data Visualization. Global Burden of Disease (GBD) Study 2023. Seattle, WA: IHME, University of Washington, 2025. Available from https://vizhub.healthdata.org/gbd-compare/ [Accessed 17.03.26]
Definitions:	Estimated number living with anxiety disorders per 100,000 population (20+ years of age)

Raised blood pressure

Adults, 2019

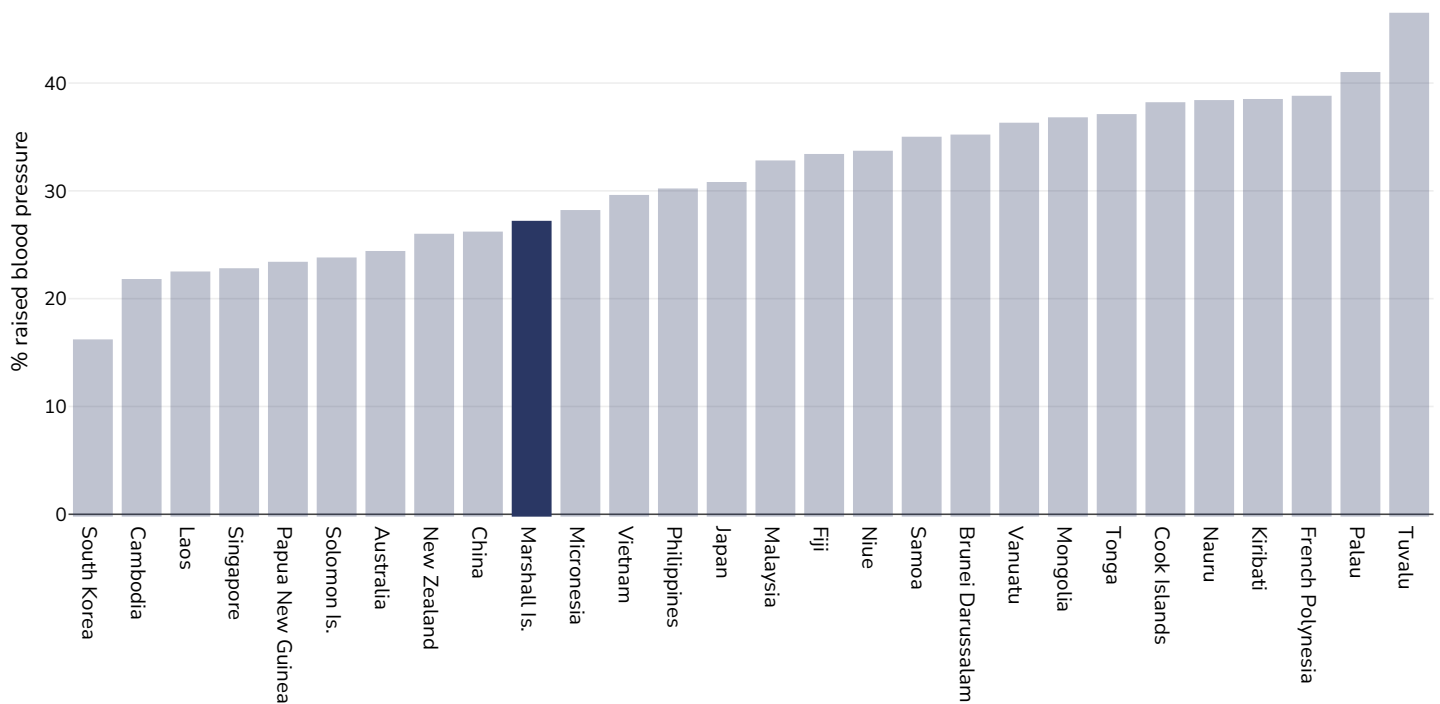


Age: 30-79

References: World Health Organization. 2024. Hypertension: raised blood pressure (uncontrolled hypertension) among adults aged 30-79 years (%). Global Health Observatory. <https://www.who.int/data/gho/data/indicators/indicator-details/GHO/prevalence-raised-blood-pressure-among-adults-30-79-years> [Accessed 16.03.26]

Definitions: Prevalence of raised blood pressure (defined as having systolic blood pressure ≥ 140 mmHg or diastolic blood pressure ≥ 90 mmHg) among adults aged 30-79.

Men, 2019

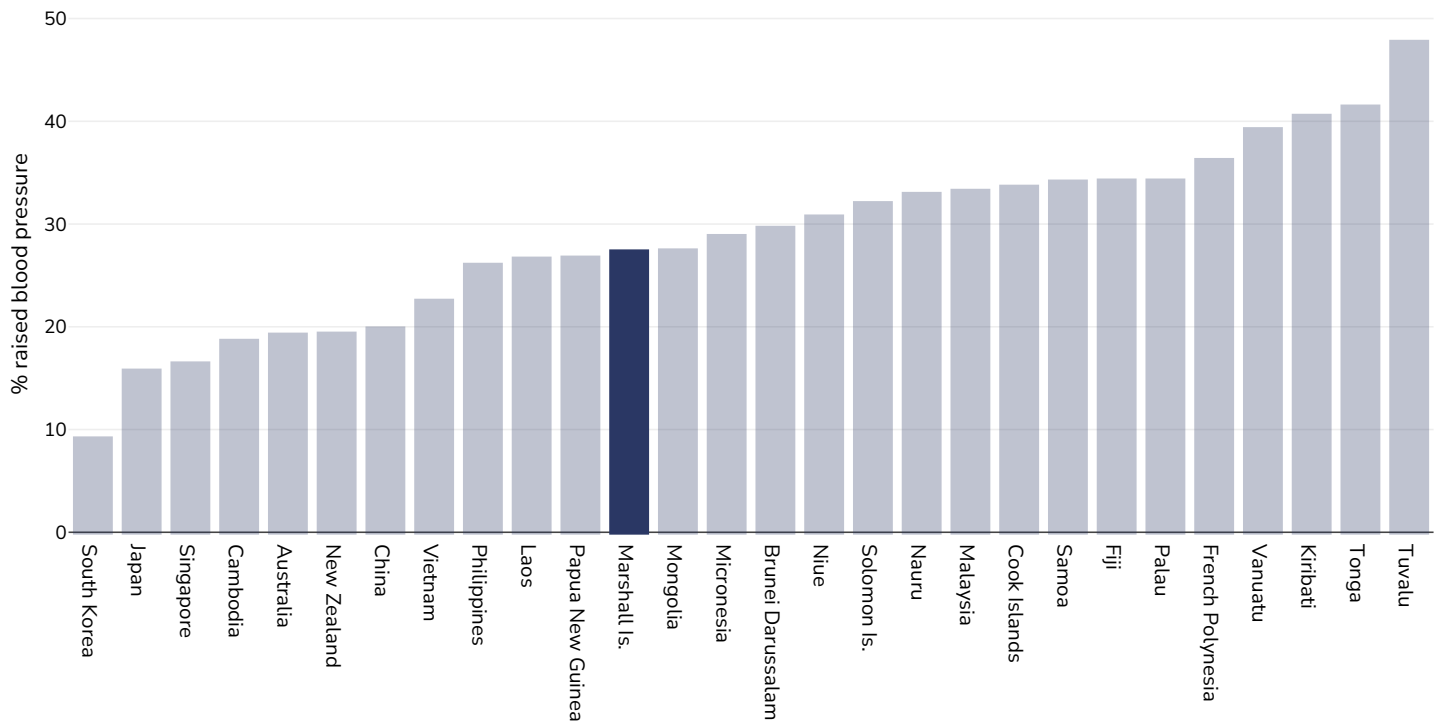


Age: 30-79

References: World Health Organization. 2024. Hypertension: raised blood pressure (uncontrolled hypertension) among adults aged 30-79 years (%). Global Health Observatory. <https://www.who.int/data/gho/data/indicators/indicator-details/GHO/prevalence-raised-blood-pressure-among-adults-30-79-years> [Accessed 16.03.26]

Definitions: Prevalence of raised blood pressure (defined as having systolic blood pressure ≥ 140 mmHg or diastolic blood pressure ≥ 90 mmHg) among adults aged 30-79.

Women, 2019



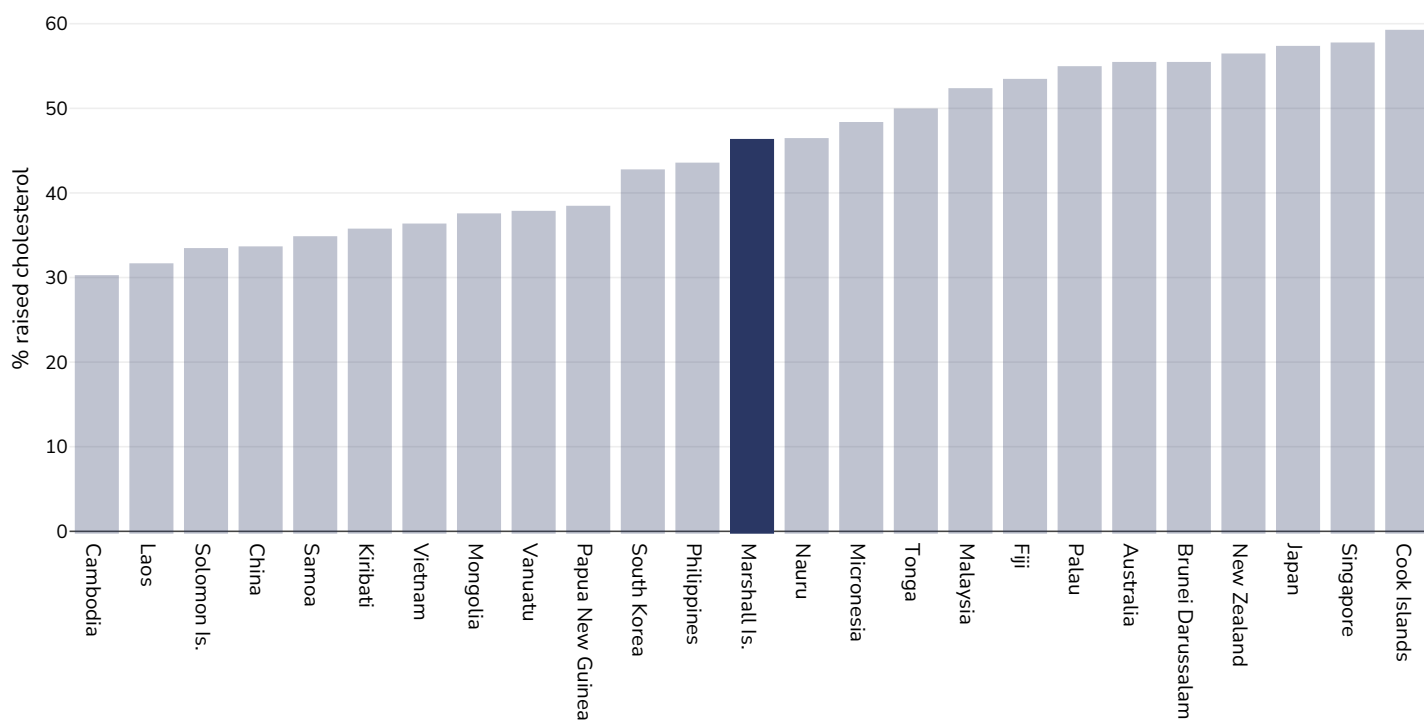
Age: 30-79

References: World Health Organization. 2024. Hypertension: raised blood pressure (uncontrolled hypertension) among adults aged 30-79 years (%). Global Health Observatory. <https://www.who.int/data/gho/data/indicators/indicator-details/GHO/prevalence-raised-blood-pressure-among-adults-30-79-years> [Accessed 16.03.26]

Definitions: Prevalence of raised blood pressure (defined as having systolic blood pressure ≥ 140 mmHg or diastolic blood pressure ≥ 90 mmHg) among adults aged 30-79.

Raised cholesterol

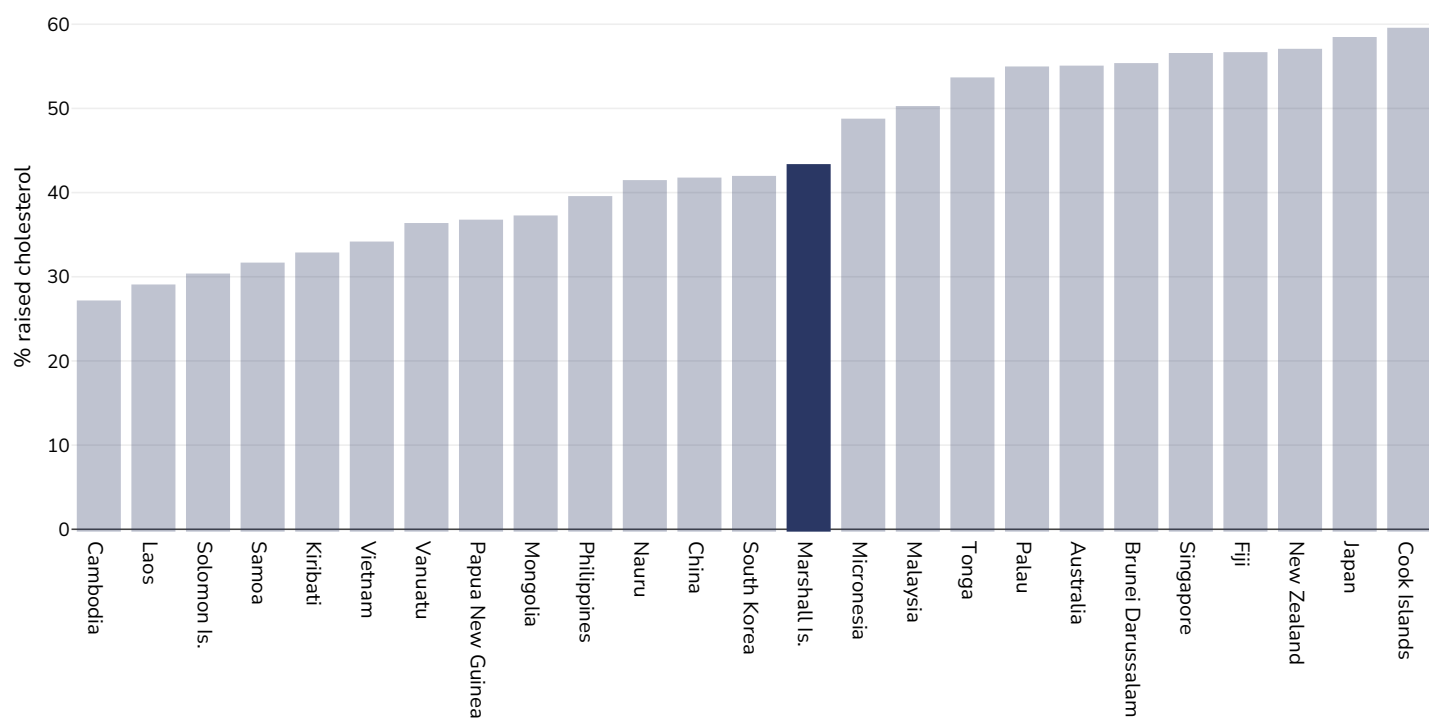
Adults, 2008



References: Global Health Observatory data repository, World Health Organisation, <http://apps.who.int/gho/data/node.main.A885>

Definitions: % Raised total cholesterol (≥ 5.0 mmol/L) (age-standardized estimate).

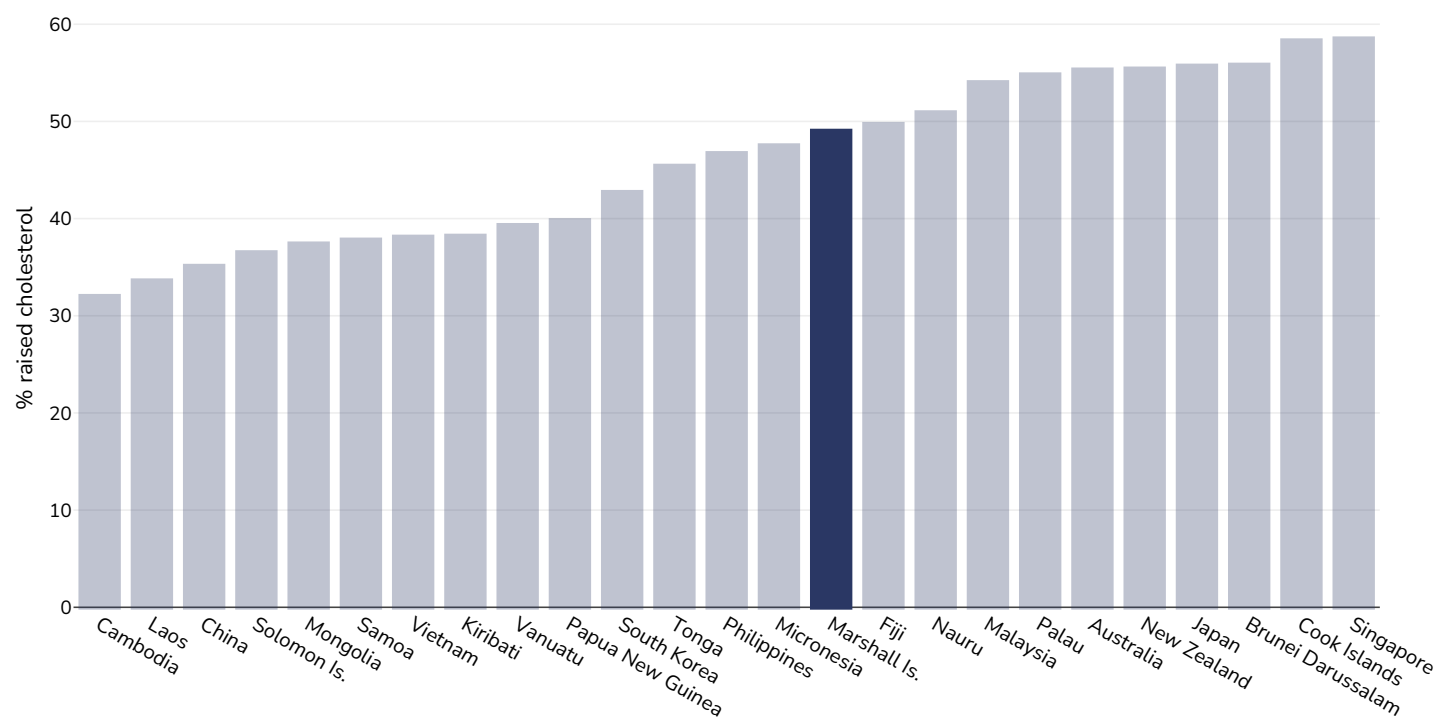
Men, 2008



References: Global Health Observatory data repository, World Health Organisation, <http://apps.who.int/gho/data/node.main.A885>

Definitions: % Raised total cholesterol (≥ 5.0 mmol/L) (age-standardized estimate).

Women, 2008

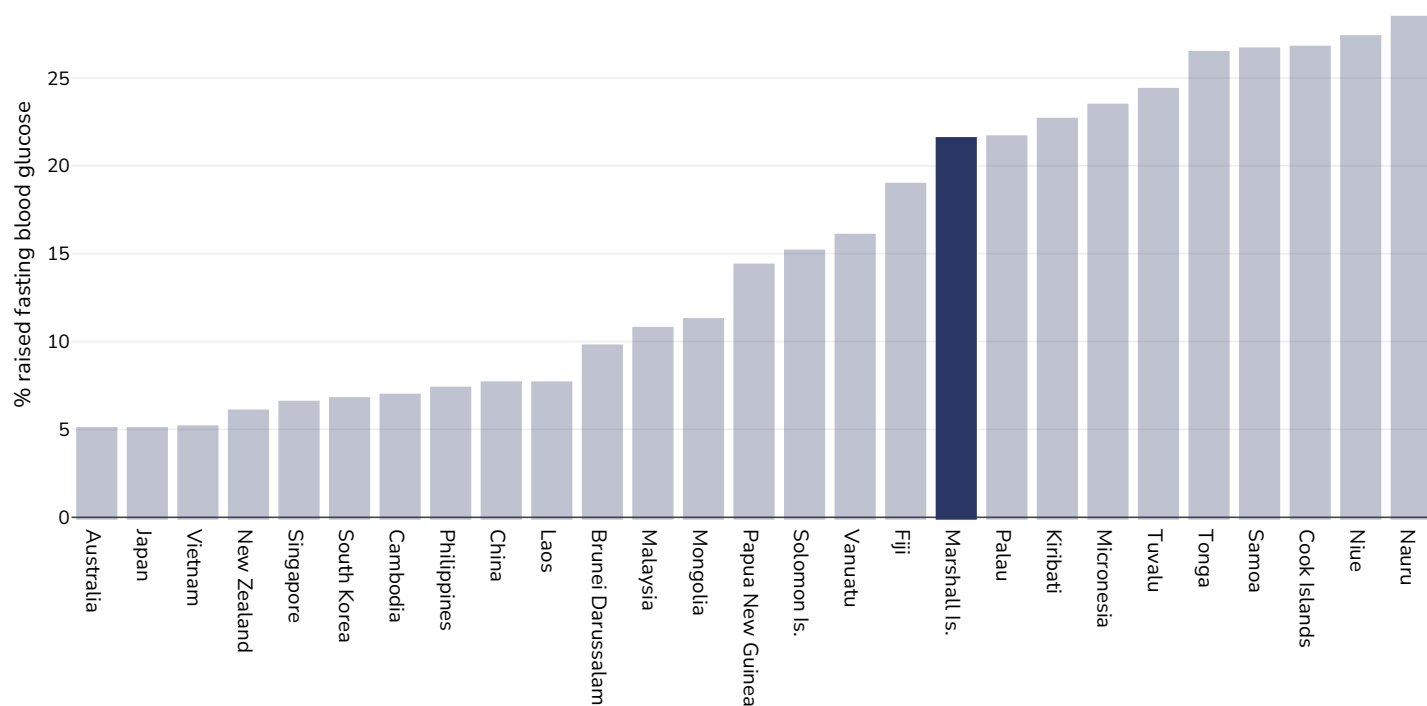


References: Global Health Observatory data repository, World Health Organisation, <http://apps.who.int/gho/data/node.main.A885>

Definitions: % Raised total cholesterol (≥ 5.0 mmol/L) (age-standardized estimate).

Raised fasting blood glucose

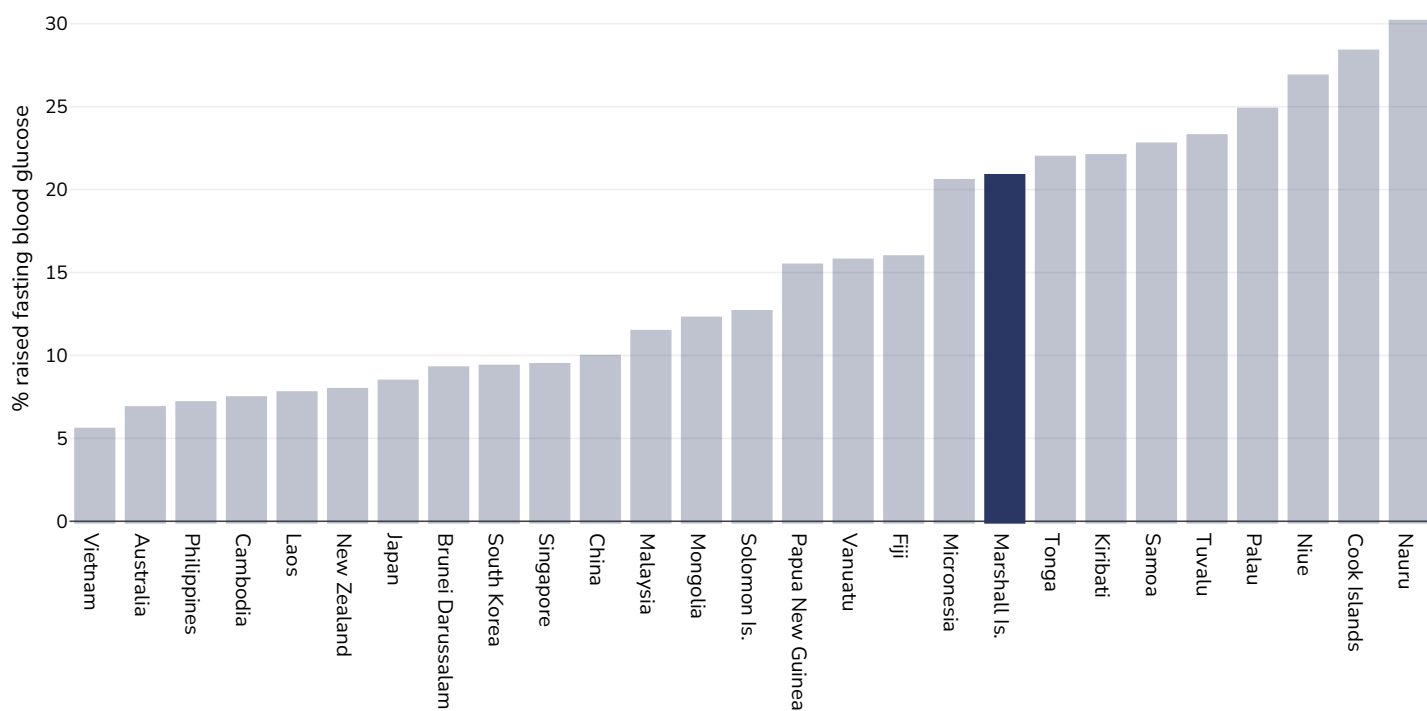
Men, 2014



References: Global Health Observatory data repository, World Health Organisation, <http://apps.who.int/gho/data/node.main.A869?lang=en>

Definitions: Age Standardised % raised fasting blood glucose (≥ 7.0 mmol/L or on medication).

Women, 2014

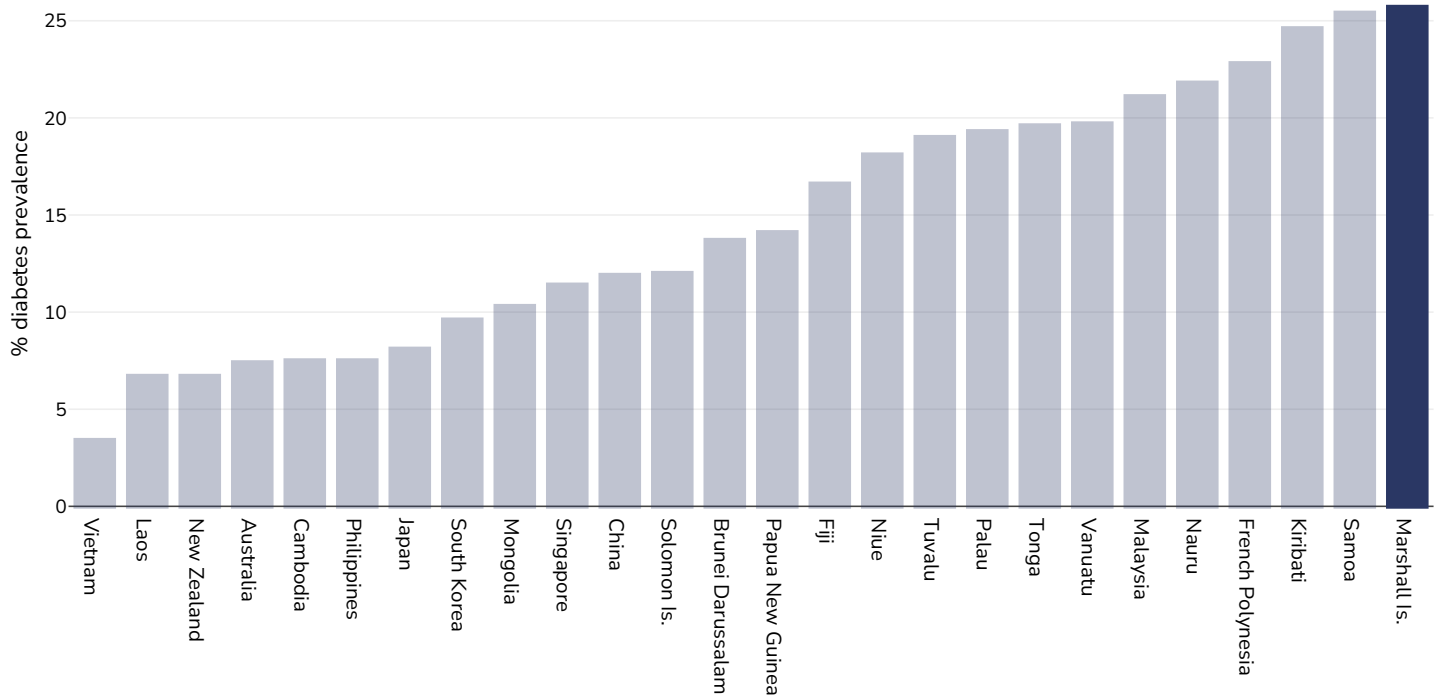


References: Global Health Observatory data repository, World Health Organisation, <http://apps.who.int/gho/data/node.main.A869?lang=en>

Definitions: Age Standardised % raised fasting blood glucose (≥ 7.0 mmol/L or on medication).

Diabetes prevalence

Adults, 2024



References:

Reproduced with kind permission International Diabetes Federation. IDF Diabetes Atlas, 11th edn. Brussels, Belgium:International Diabetes Federation, 2025. <http://www.diabetesatlas.org>

PDF created on May 15, 2026