

Report card

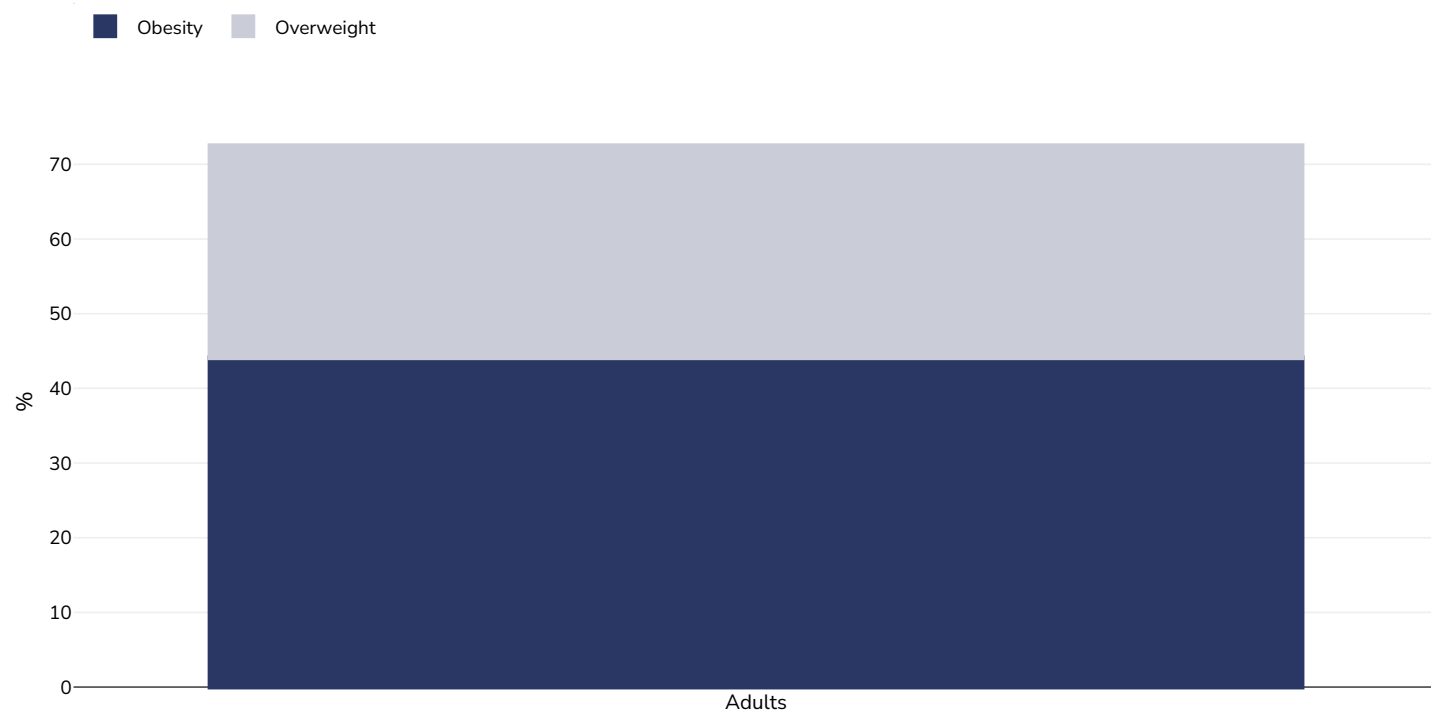
Marshall Islands



Contents	Page
Obesity prevalence	2
Overweight/obesity by education	5
Overweight/obesity by age	7
Overweight/obesity by region	9
Overweight/obesity by socio-economic group	11
Insufficient physical activity	12
Estimated per capita fruit intake	15
Estimated per-capita processed meat intake	16
Estimated per capita whole grains intake	17
% Infants exclusively breastfed 0-5 months	18
Raised blood pressure	19
Raised cholesterol	22
Raised fasting blood glucose	25
Diabetes prevalence	27
Contextual factors	28


Obesity prevalence

Adults, 2017-2018



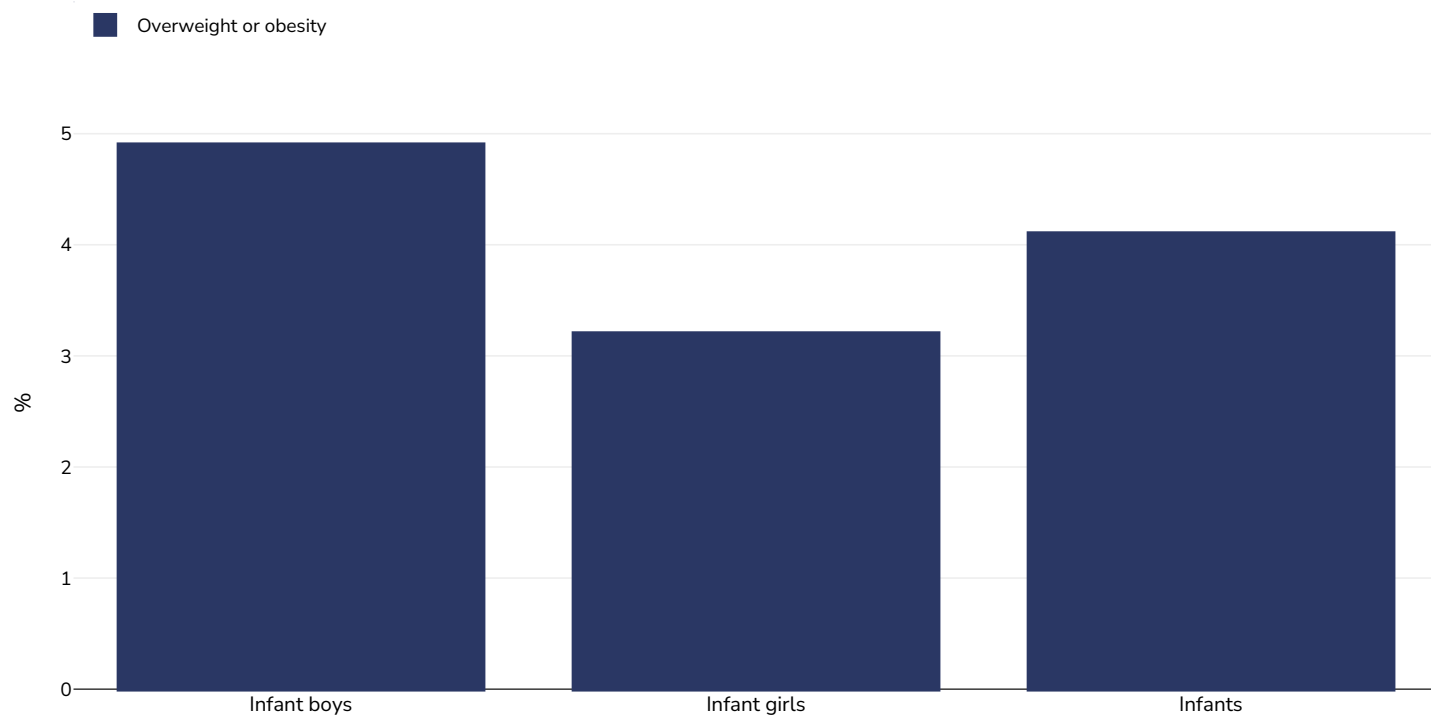
Survey type:	Measured
Age:	18+
Sample size:	2869
Area covered:	Regional
References:	Republic of Marshall Islands' 2017-2018 Hybrid STEPS Survey. https://extranet.who.int/ncdsmicrodata/index.php/catalog/742 (Accessed 06.10.20)
Notes:	Although all islands were not surveyed, the islands included make up 83% of the overall population of the Republic of Marshall Islands. Despite this, sample size was exceptionally large and included approximately 10% of all adults residing in the Republic of Marshall Islands.
<i>Unless otherwise noted, overweight refers to a BMI between 25kg and 29.9kg/m², obesity refers to a BMI greater than 30kg/m².</i>	

Children, 2020



Survey type:	Measured
Age:	15-16
Sample size:	1172
Area covered:	National
References:	Marshall Islands Rapid Youth Survey 2020. https://www.pihoa.org/wp-content/uploads/2022/05/RMI-Rapid-Youth-Survey-2020-Final_05_21_21.pdf (Accessed 10.01.2023)
Definitions:	BMI percentiles were used to determine BMI categories for those students under 17 years old

Infants, 2017



Age: 0-5

Sample size: 873

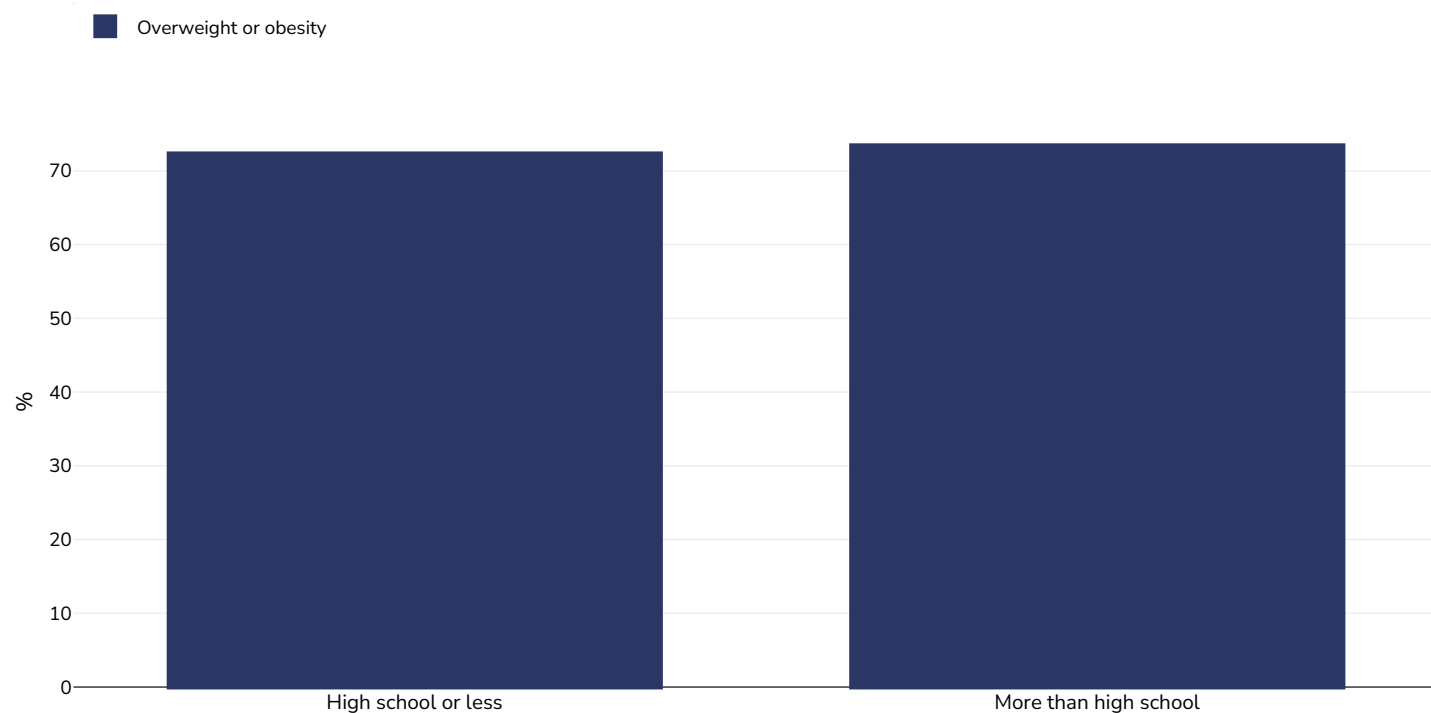
References: MICS-Style: Republic of the Marshall Islands Integrated Child Health and Nutrition Survey 2017, Final Report. Majuro, Republic of the Marshall Islands: RMI Ministry of Health and Human Services, RMI Economic, Policy Planning and Statistic Office, 2017

Notes: UNICEF/WHO/World Bank Joint Child Malnutrition Estimates Expanded Database: Overweight (Survey Estimates), May 2023, New York. For more information about the methodology, please consult <https://data.unicef.org/resources/jme-2023-country-consultations/> Percentage of children under 5 years of age falling above 2 standard deviations (moderate and severe) from the median weight-for-height of the reference population.

Definitions: =>+2SD

Overweight/obesity by education

Adults, 2017-2018



Survey type: Measured

Age: 18+

Sample size: 2869

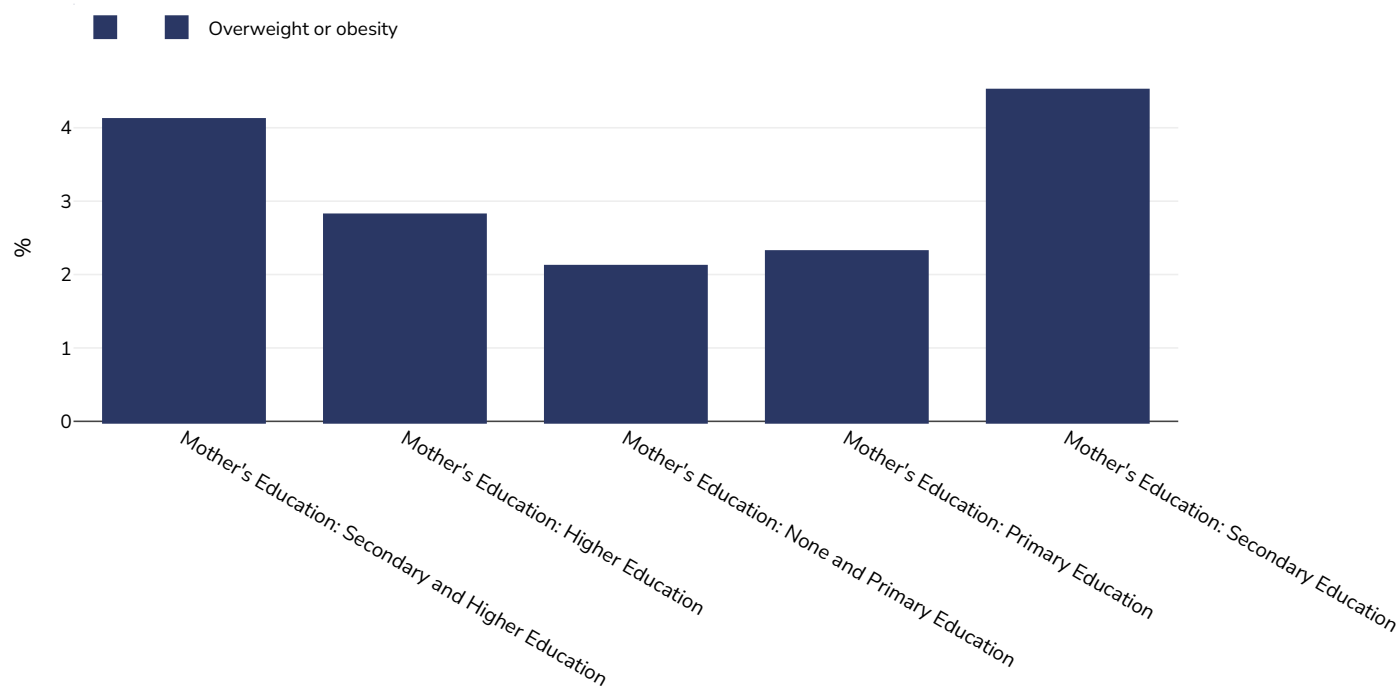
Area covered: Regional

References: Republic of Marshall Islands' 2017-2018 STEPS Hybrid Survey. <https://extranet.who.int/ncdsmicrodata/index.php/catalog/742> (Accessed 06.10.20)

Notes: Although all islands were not surveyed, the islands included make up 83% of the overall population of the Republic of Marshall Islands. Despite this, sample size was exceptionally large and included approximately 10% of all adults residing in the Republic of Marshall Islands.

Unless otherwise noted, overweight refers to a BMI between 25kg and 29.9kg/m², obesity refers to a BMI greater than 30kg/m².

Infants, 2017



Sample size: 873

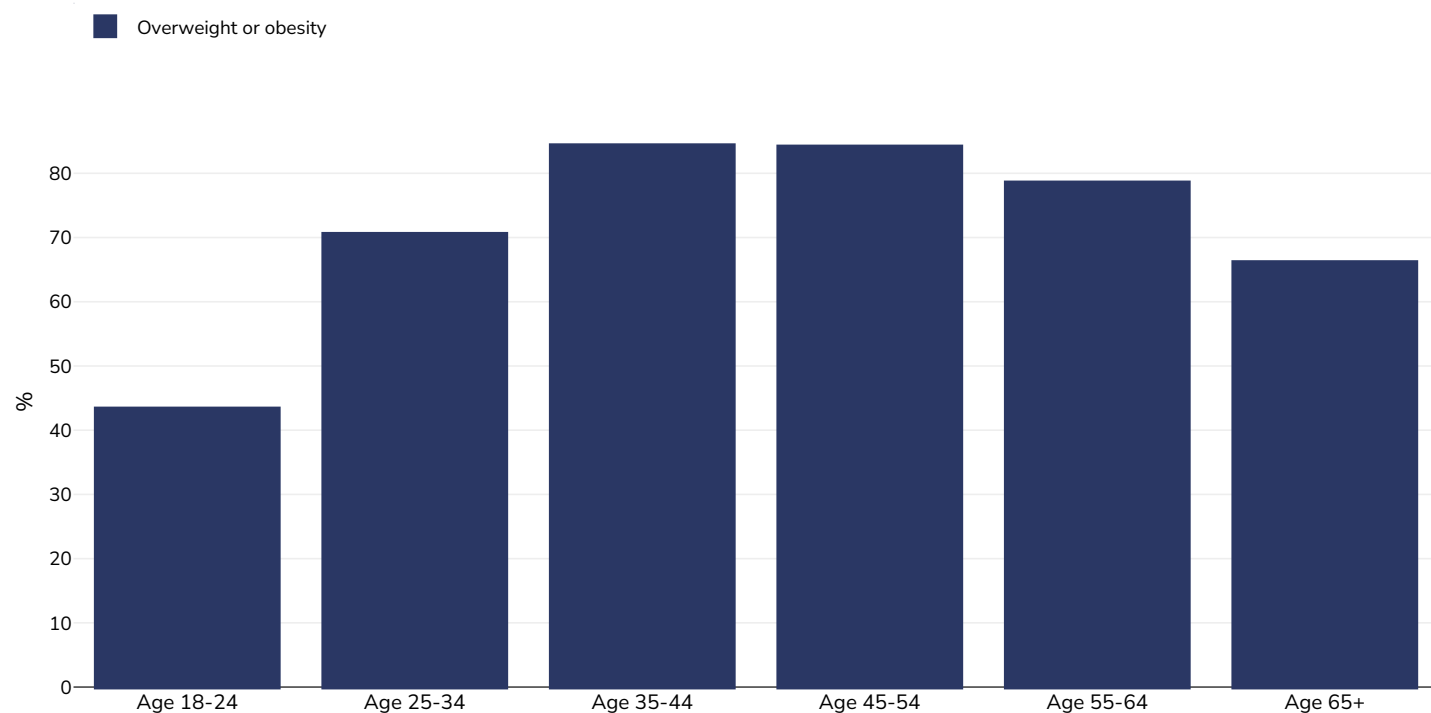
References: MICS-Style: Republic of the Marshall Islands Integrated Child Health and Nutrition Survey 2017, Final Report. Majuro, Republic of the Marshall Islands: RMI Ministry of Health and Human Services, RMI Economic, Policy Planning and Statistic Office, 2017

Notes: UNICEF/WHO/World Bank Joint Child Malnutrition Estimates Expanded Database: Overweight (Survey Estimates), May 2023, New York. For more information about the methodology, please consult <https://data.unicef.org/resources/jme-2023-country-consultations/> Percentage of children under 5 years of age falling above 2 standard deviations (moderate and severe) from the median weight-for-height of the reference population.

Definitions: =>+2SD

Overweight/obesity by age

Adults, 2017-2018



Survey type: Measured

Sample size: 2869

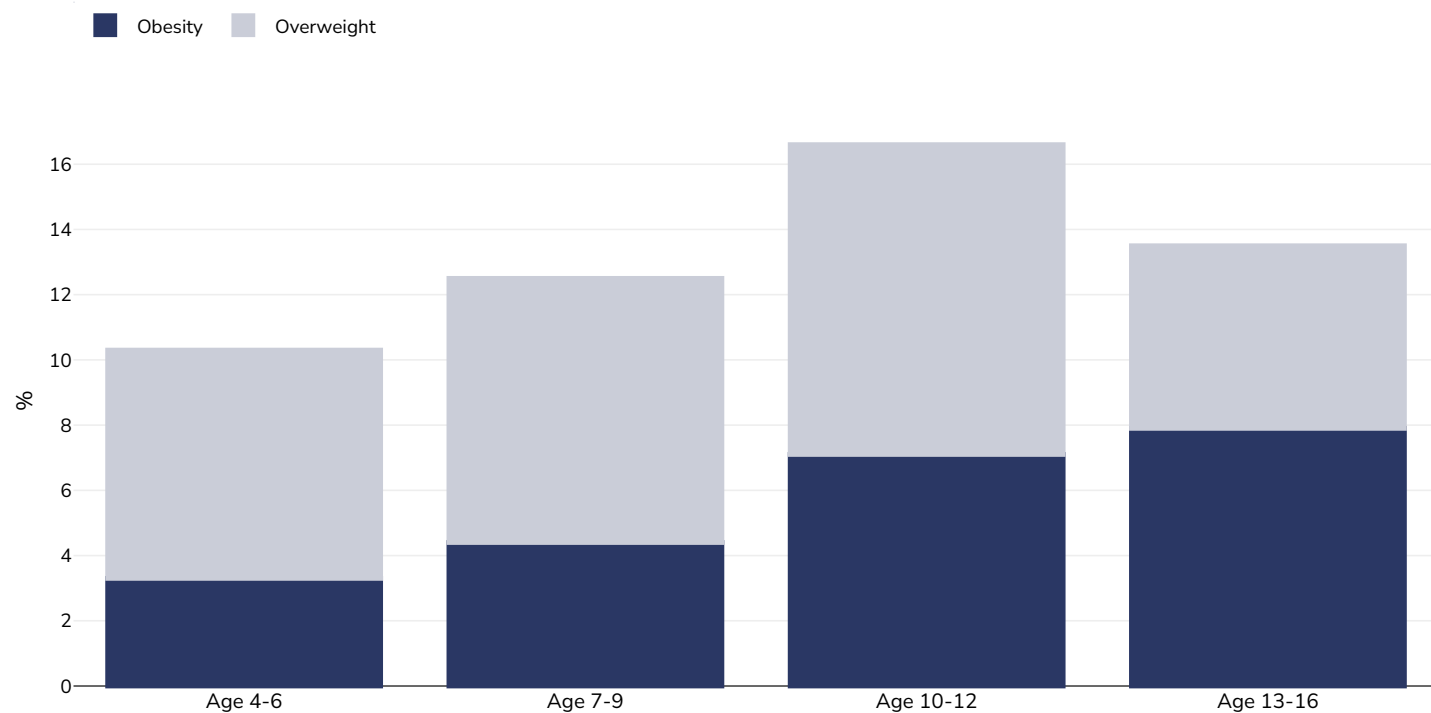
Area covered: Regional

References: Republic of Marshall Islands' 2017-2018 Hybrid Survey. <https://extranet.who.int/ncdsmicrodata/index.php/catalog/742> (Accessed 06.10.20)

Notes: Although all islands were not surveyed, the islands included make up 83% of the overall population of the Republic of Marshall Islands. Despite this, sample size was exceptionally large and included approximately 10% of all adults residing in the Republic of Marshall Islands.

Unless otherwise noted, overweight refers to a BMI between 25kg and 29.9kg/m², obesity refers to a BMI greater than 30kg/m².

Children, 2017-2018



Survey type: Measured

Sample size: 3271

Area covered: Subnational

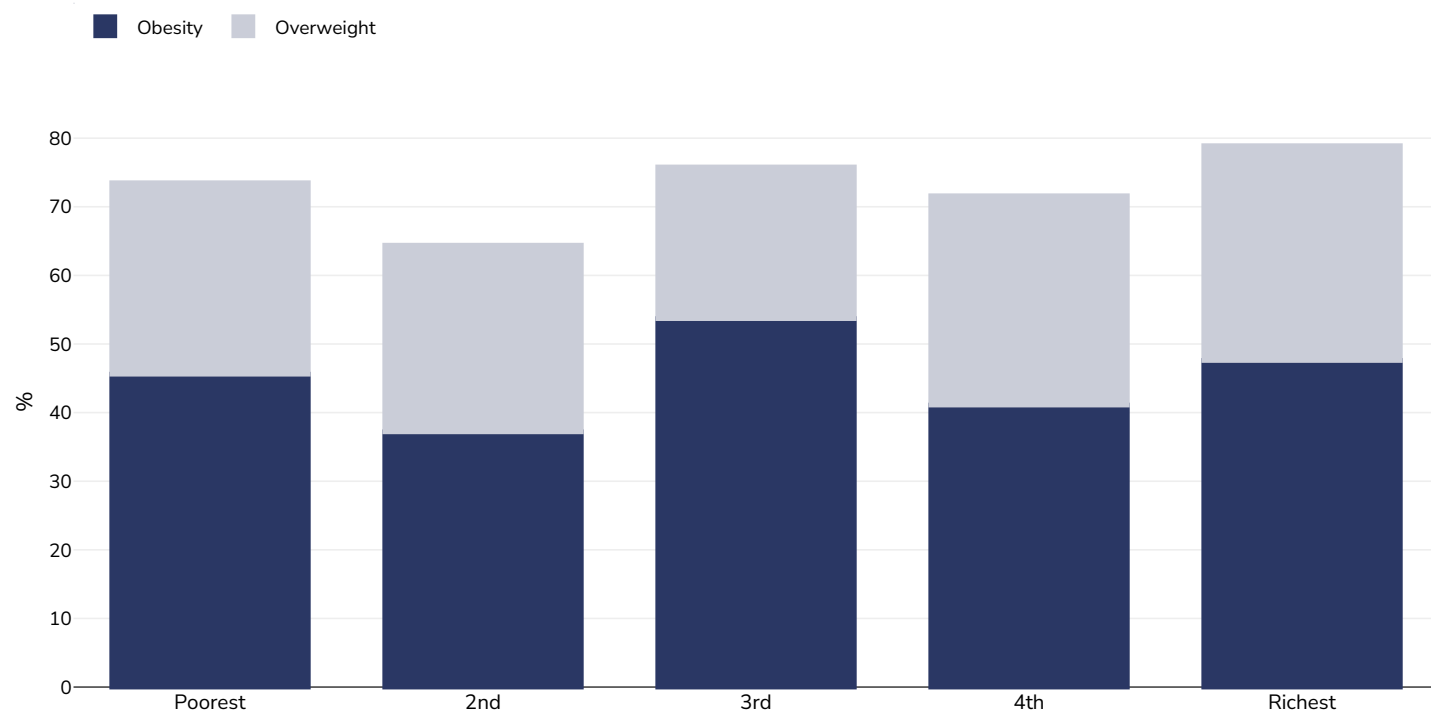
References: Passmore, E. and Smith, T., 2019. Dual Burden of Stunting and Obesity Among Elementary School Children on Majuro, Republic of Marshall Islands. *Hawai'i Journal of Health & Social Welfare*, 78(8), p.262.

Notes: CDC Cut-offs

Cutoffs: CDC

Overweight/obesity by region

Women, 2016-2017



Survey type: Measured

Age: 15-49

Sample size: 673

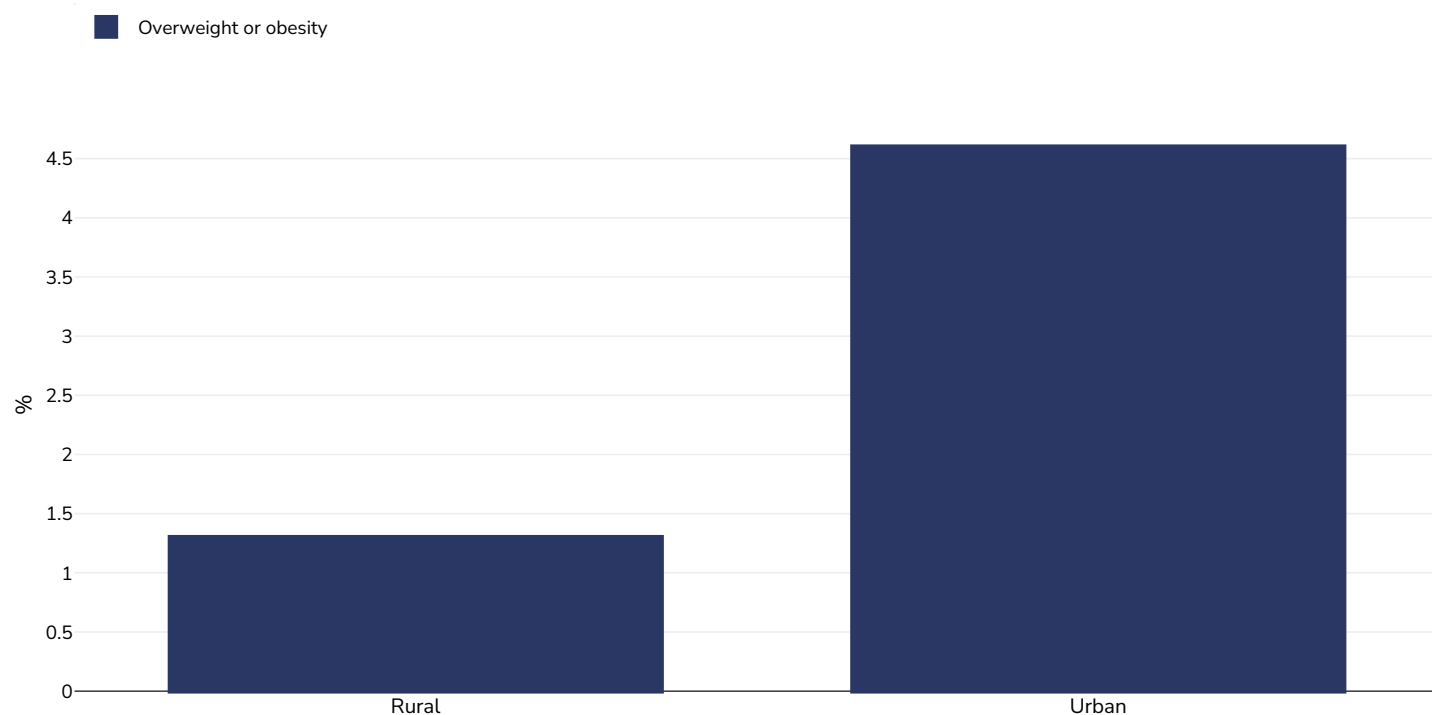
Area covered: National

References: Republic of the Marshall Islands Ministry of Health and Human Services, RMI Economic, Policy Planning and Statistics Office and UNICEF. 2017. Republic of the Marshall Islands Integrated Child Health and Nutrition Survey 2017, Final Report. Majuro, Republic of the Marshall Islands: Republic of the Marshall Islands Ministry of Health and Human Services, RMI Economic, Policy Planning and Statistics Office

Notes: Demographic Health Survey - Mothers or female caregivers

Unless otherwise noted, overweight refers to a BMI between 25kg and 29.9kg/m², obesity refers to a BMI greater than 30kg/m².

Infants, 2017



Sample size: 873

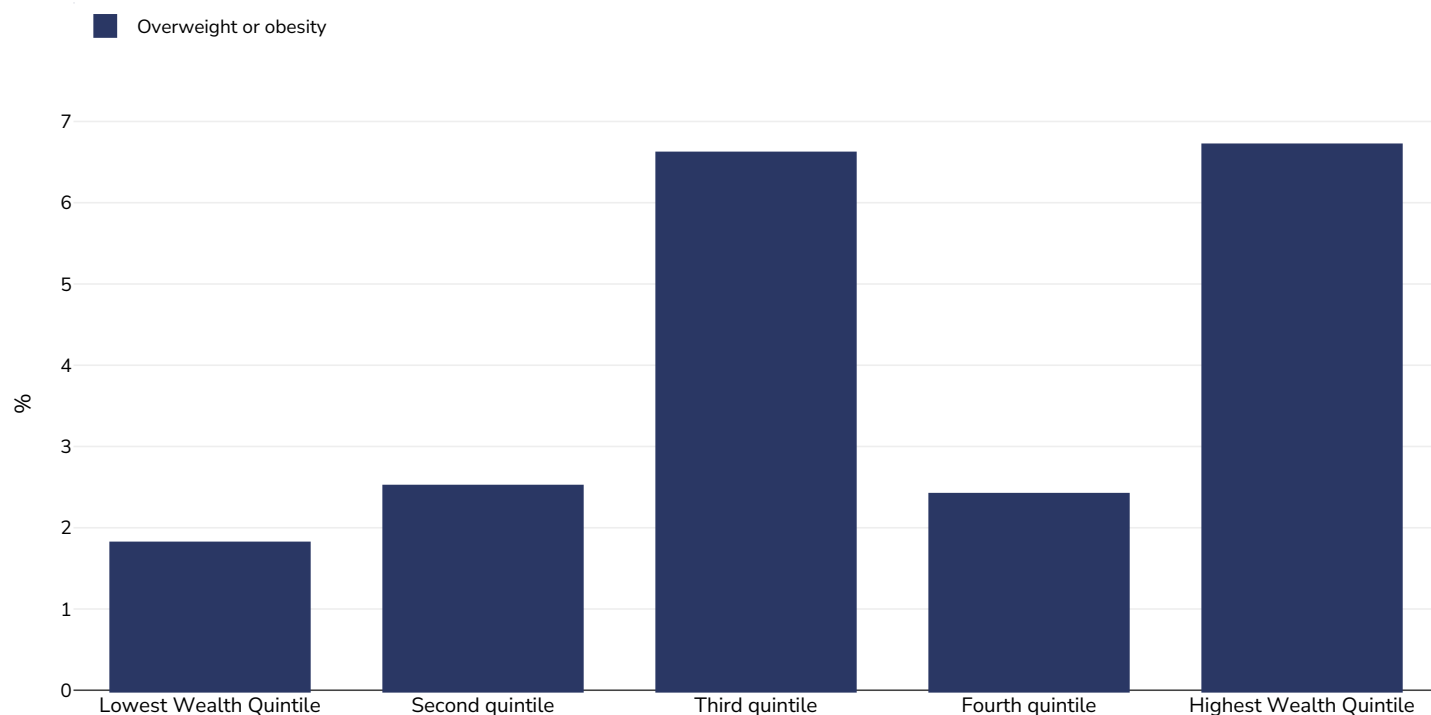
References: MICS-Style: Republic of the Marshall Islands Integrated Child Health and Nutrition Survey 2017, Final Report. Majuro, Republic of the Marshall Islands: RMI Ministry of Health and Human Services, RMI Economic, Policy Planning and Statistic Office, 2017

Notes: UNICEF/WHO/World Bank Joint Child Malnutrition Estimates Expanded Database: Overweight (Survey Estimates), May 2023, New York. For more information about the methodology, please consult <https://data.unicef.org/resources/jme-2023-country-consultations/> Percentage of children under 5 years of age falling above 2 standard deviations (moderate and severe) from the median weight-for-height of the reference population.

Definitions: =>+2SD

Overweight/obesity by socio-economic group

Infants, 2017



Sample size: 873

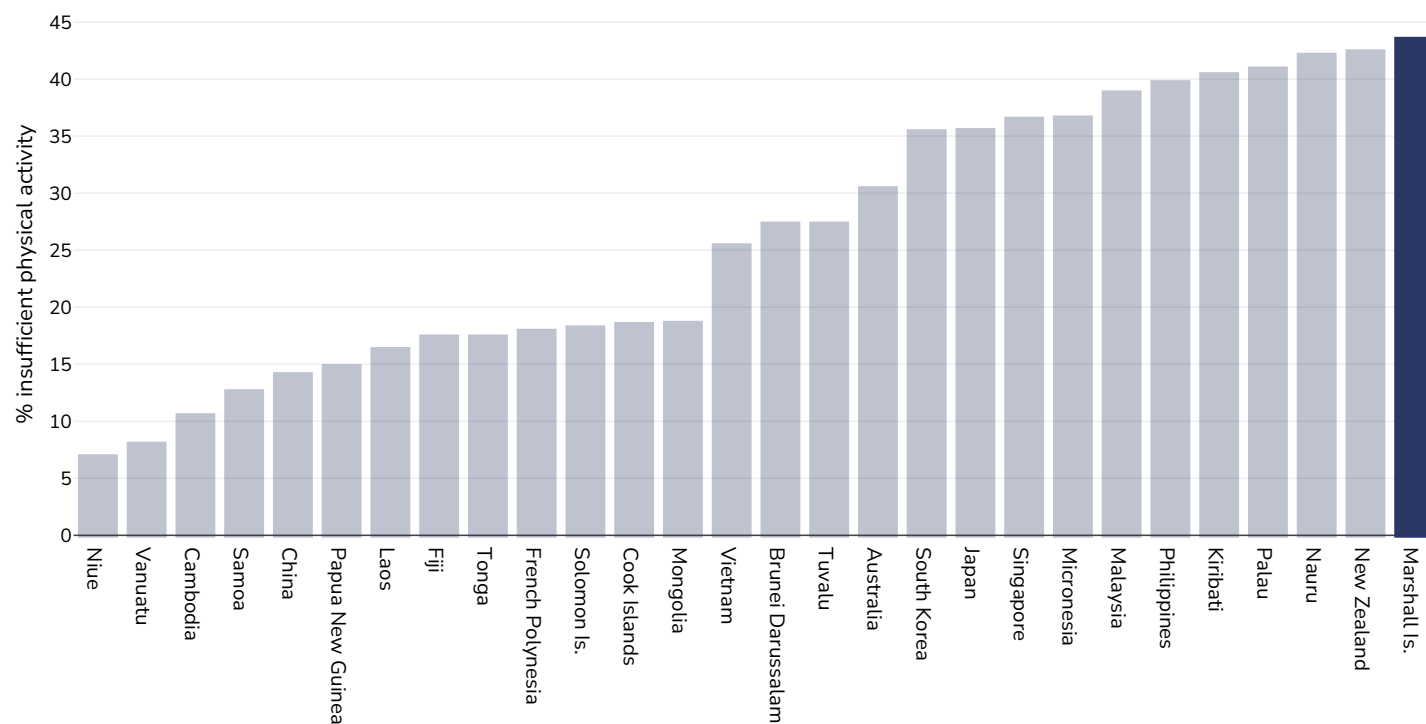
References: MICS-Style: Republic of the Marshall Islands Integrated Child Health and Nutrition Survey 2017, Final Report. Majuro, Republic of the Marshall Islands: RMI Ministry of Health and Human Services, RMI Economic, Policy Planning and Statistic Office, 2017

Notes: UNICEF/WHO/World Bank Joint Child Malnutrition Estimates Expanded Database: Overweight (Survey Estimates), May 2023, New York. For more information about the methodology, please consult <https://data.unicef.org/resources/jme-2023-country-consultations/> Percentage of children under 5 years of age falling above 2 standard deviations (moderate and severe) from the median weight-for-height of the reference population.

Definitions: =>+2SD

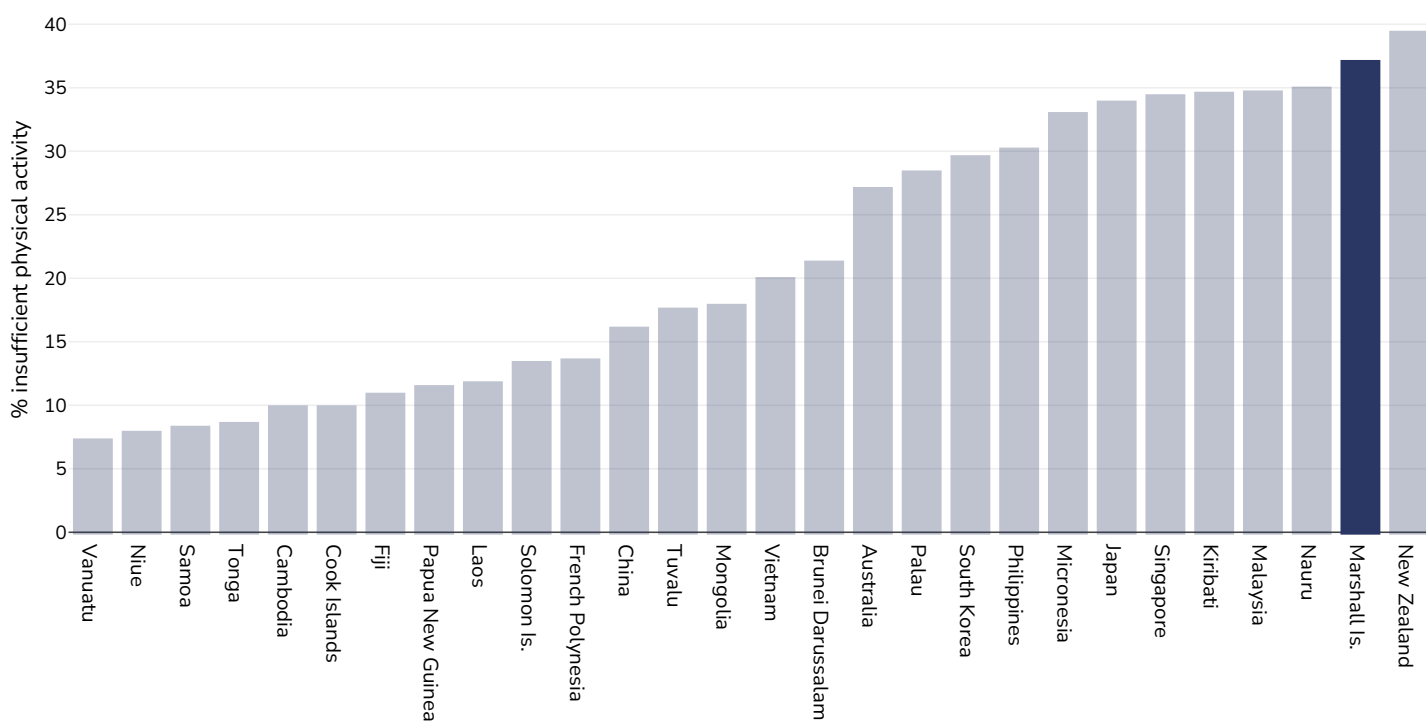
Insufficient physical activity

Adults, 2016



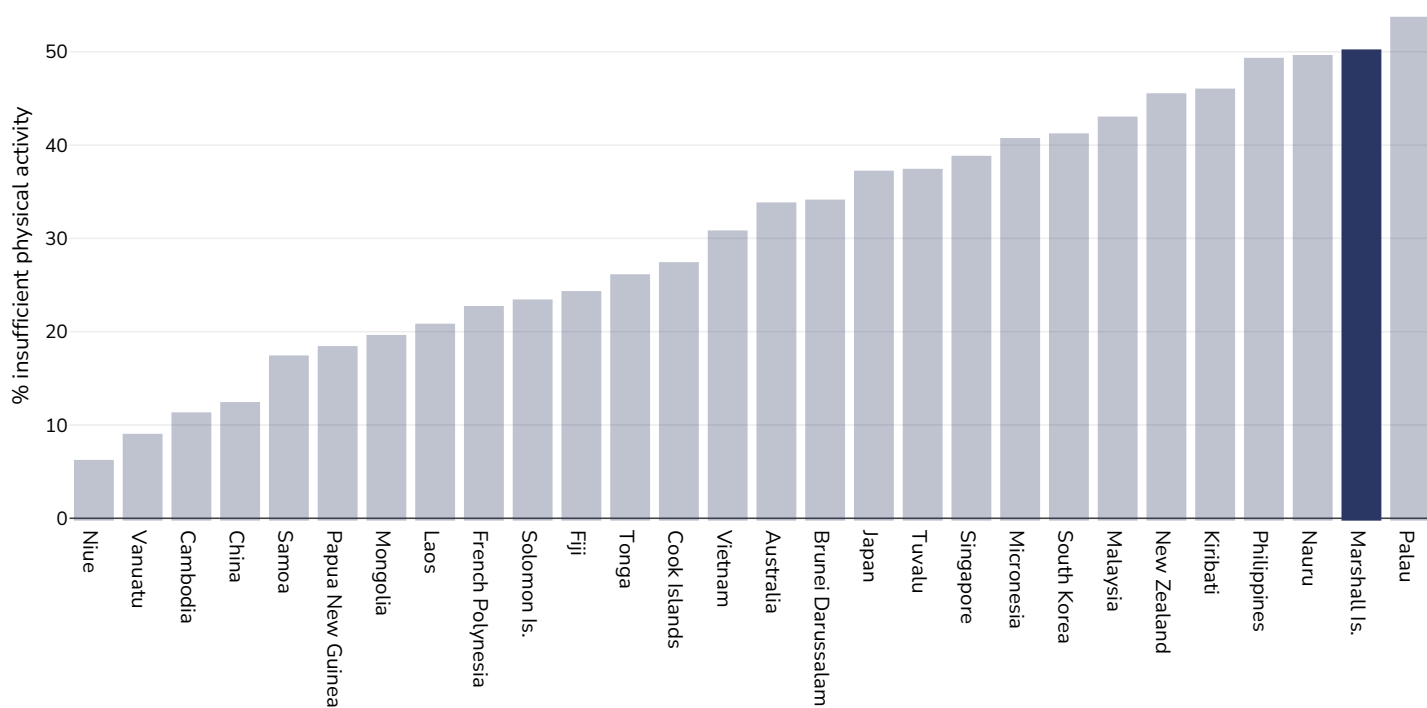
References: Guthold R, Stevens GA, Riley LM, Bull FC. Worldwide trends in insufficient physical activity from 2001 to 2016: a pooled analysis of 358 population-based surveys with 1.9 million participants. *Lancet* 2018 [http://dx.doi.org/10.1016/S2214-109X\(18\)30357-7](http://dx.doi.org/10.1016/S2214-109X(18)30357-7)

Men, 2016



References: Guthold R, Stevens GA, Riley LM, Bull FC. Worldwide trends in insufficient physical activity from 2001 to 2016: a pooled analysis of 358 population-based surveys with 1.9 million participants. Lancet 2018 [http://dx.doi.org/10.1016/S2214-109X\(18\)30357-7](http://dx.doi.org/10.1016/S2214-109X(18)30357-7)

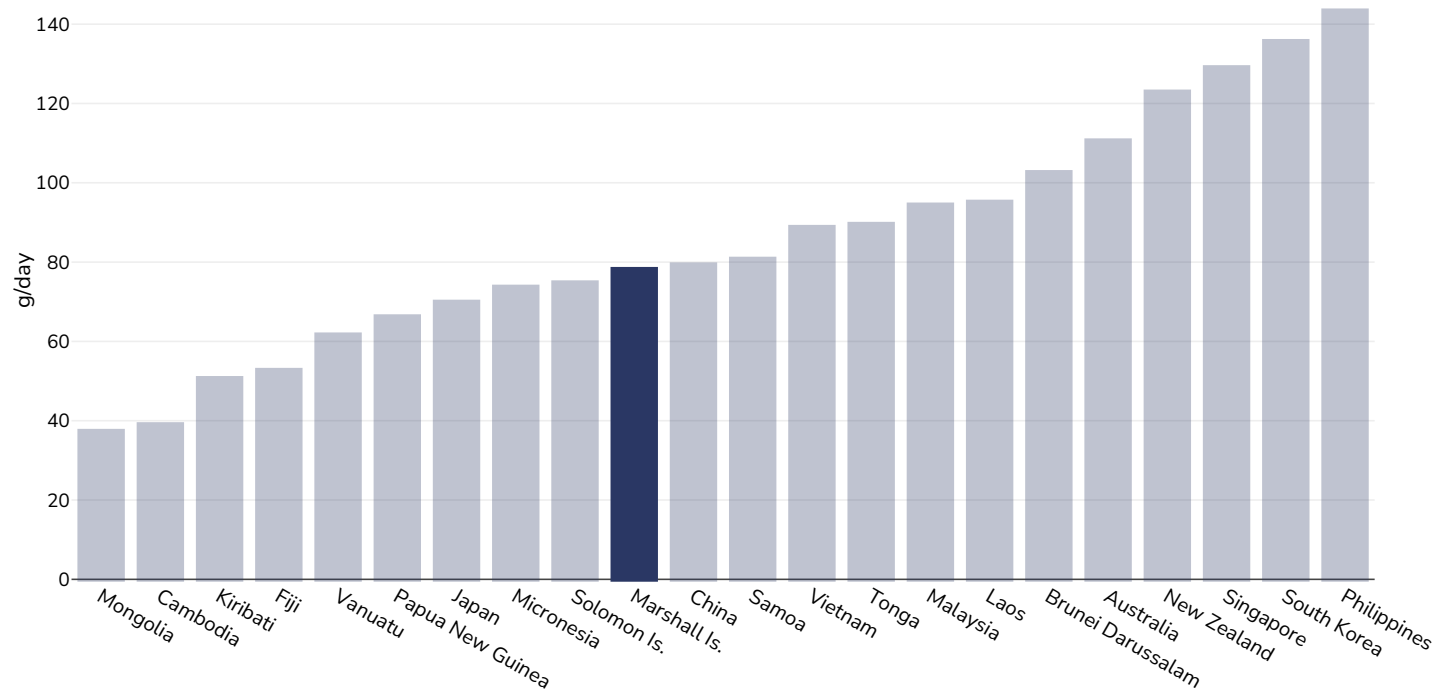
Women, 2016



References: Guthold R, Stevens GA, Riley LM, Bull FC. Worldwide trends in insufficient physical activity from 2001 to 2016: a pooled analysis of 358 population-based surveys with 1.9 million participants. *Lancet* 2018 [http://dx.doi.org/10.1016/S2214-109X\(18\)30357-7](http://dx.doi.org/10.1016/S2214-109X(18)30357-7)

Estimated per capita fruit intake

Adults, 2017



Survey type: Measured

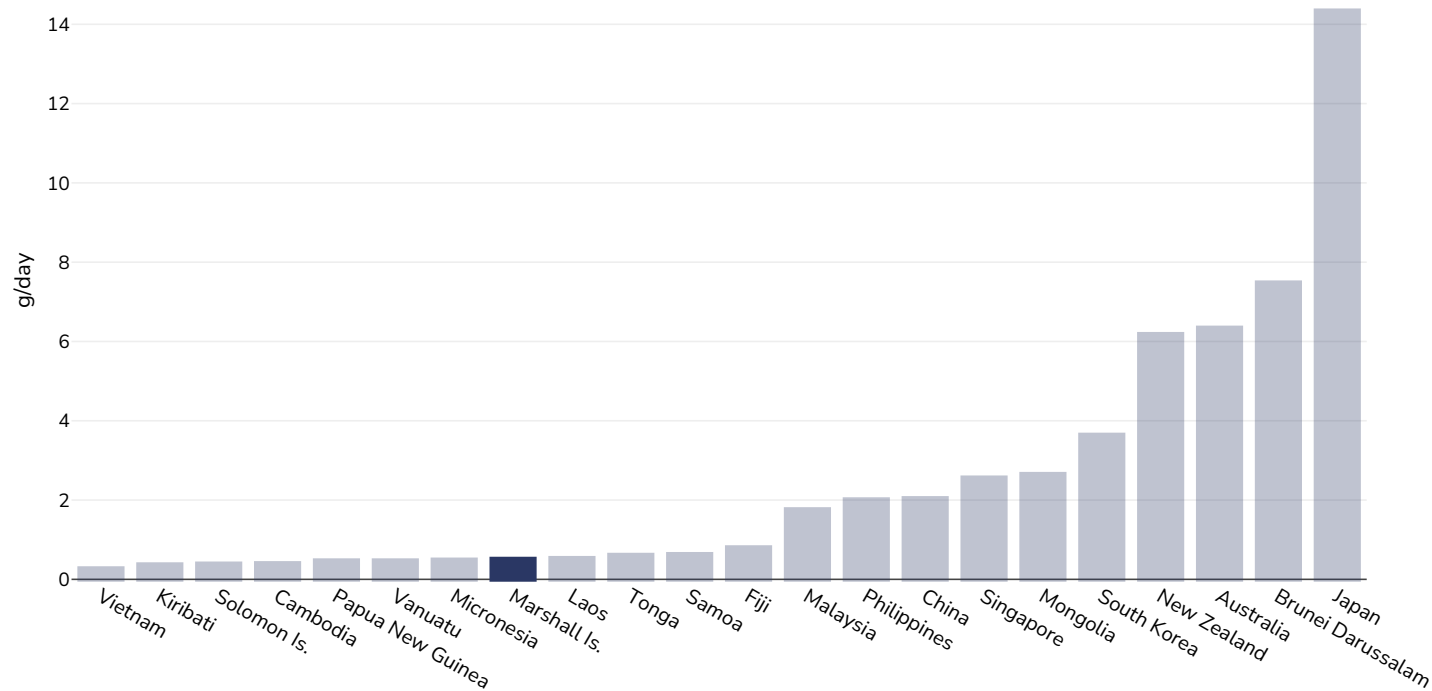
Age: 25+

References: Global Burden of Disease, the Institute for Health Metrics and Evaluation <http://ghdx.healthdata.org/>

Definitions: Estimated per-capita fruit intake (g/day)

Estimated per-capita processed meat intake

Adults, 2017



Survey type: Measured

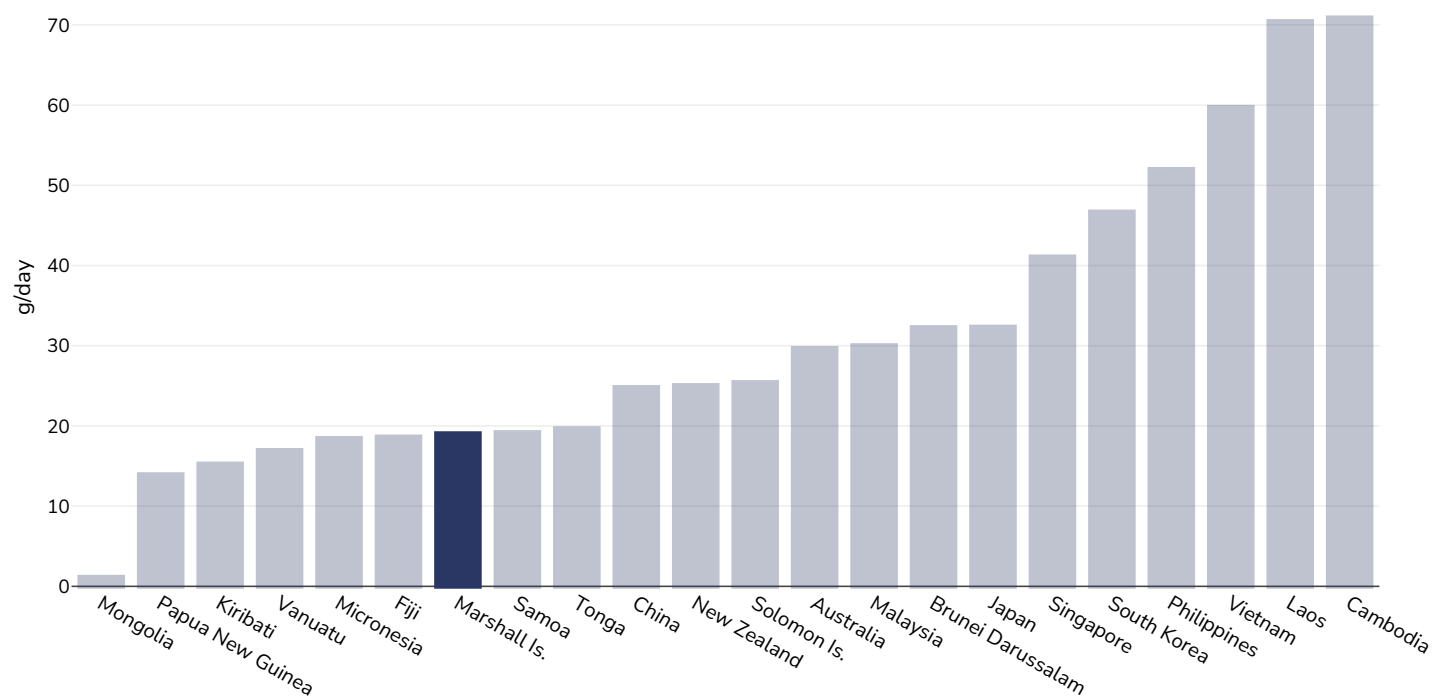
Age: 25+

References: Global Burden of Disease, the Institute for Health Metrics and Evaluation <http://ghdx.healthdata.org/>

Definitions: Estimated per-capita processed meat intake (g per day)

Estimated per capita whole grains intake

Adults, 2017



Survey type: Measured

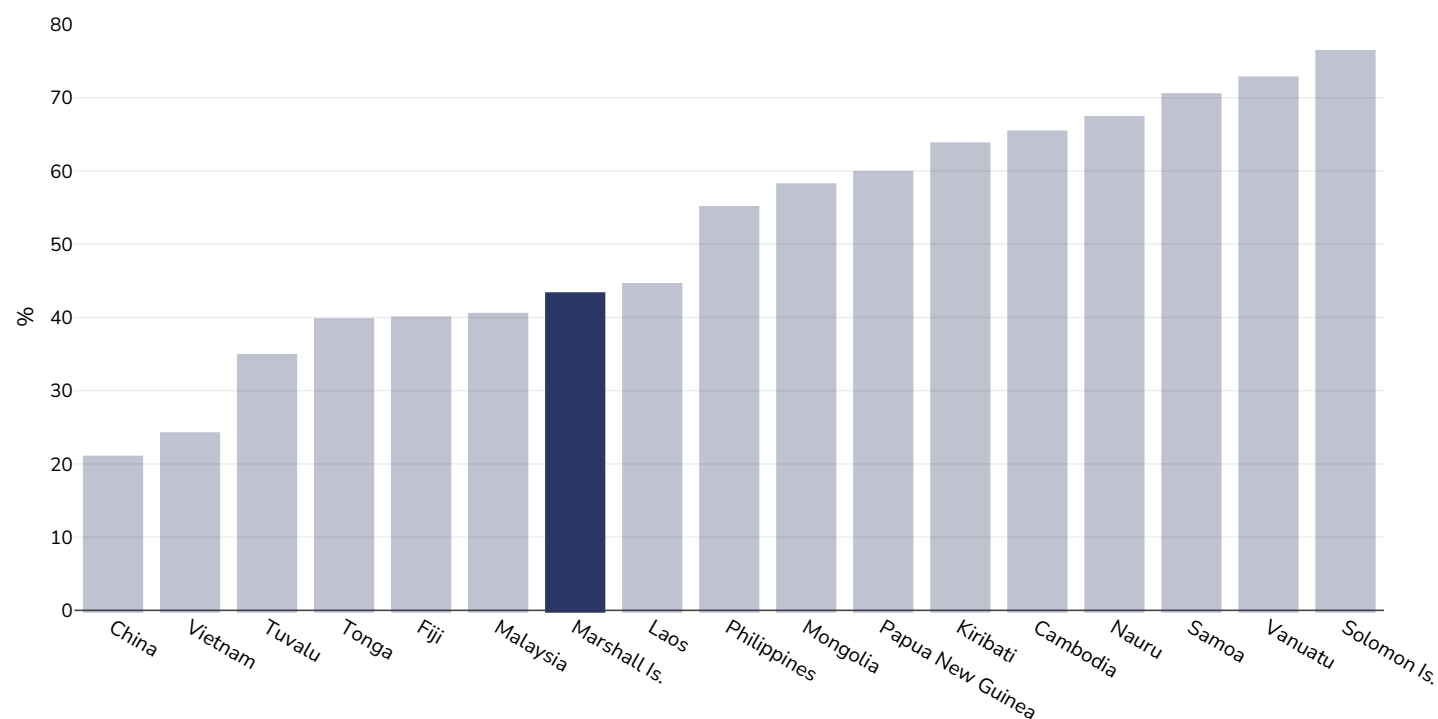
Age: 25+

References: Global Burden of Disease, the Institute for Health Metrics and Evaluation <http://ghdx.healthdata.org/>

Definitions: Estimated per-capita whole grains intake (g/day)

% Infants exclusively breastfed 0-5 months

Children, 2004-2020



Area covered: National

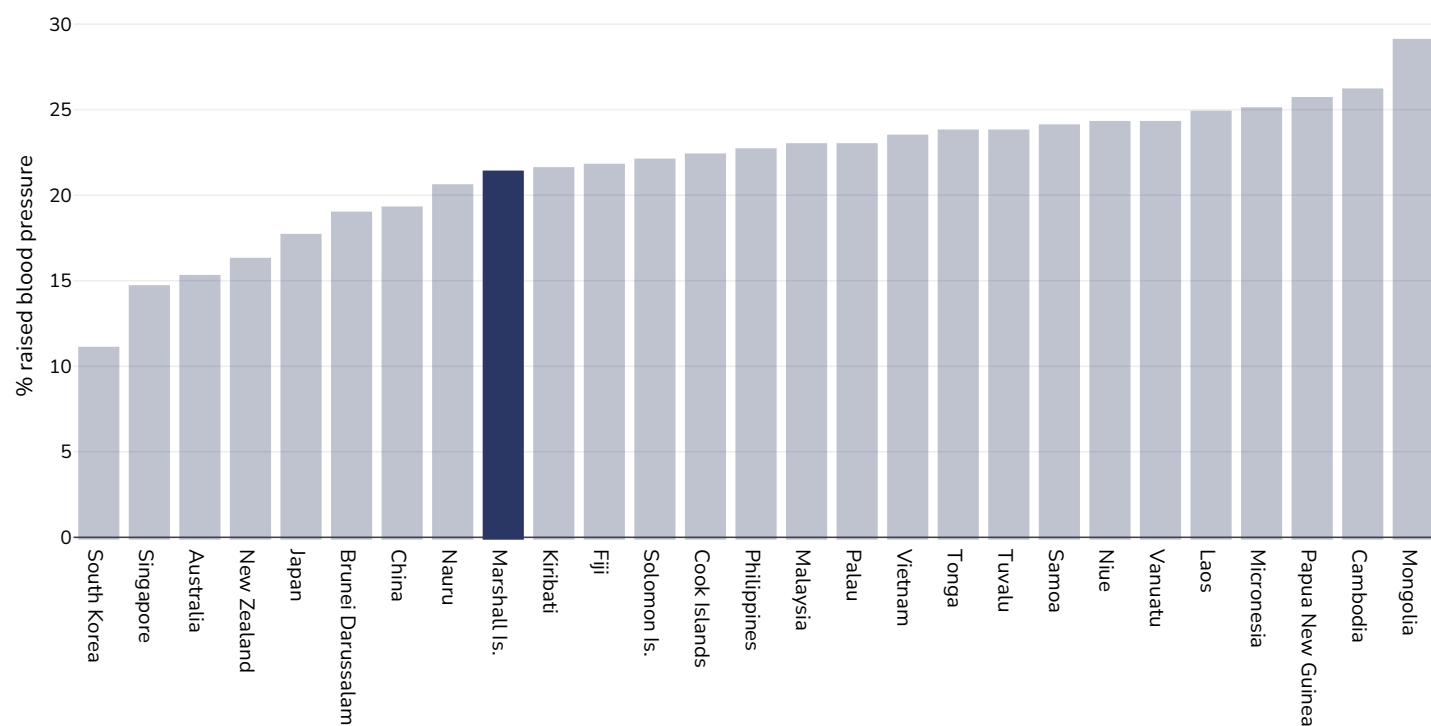
References: Republic of the Marshall Islands Integrated Child Health and Nutrition Survey 2017, Final Report. Majuro, Republic of the Marshall Islands: RMI Ministry of Health and Human Services, RMI Economic, Policy Planning and Statistic Office, 2017

Notes: See UNICEF website for further survey information. Available at : <https://data.unicef.org/resources/dataset/infant-young-child-feeding/> (last accessed 28.9.21) Citation: United Nations Children’s Fund, Division of Data, Analysis, Planning and Monitoring (2021). Global UNICEF Global Databases: Infant and Young Child Feeding: Exclusive breastfeeding, New York, September 2021.

Definitions: % exclusively breastfed 0-5 months

Raised blood pressure

Adults, 2015



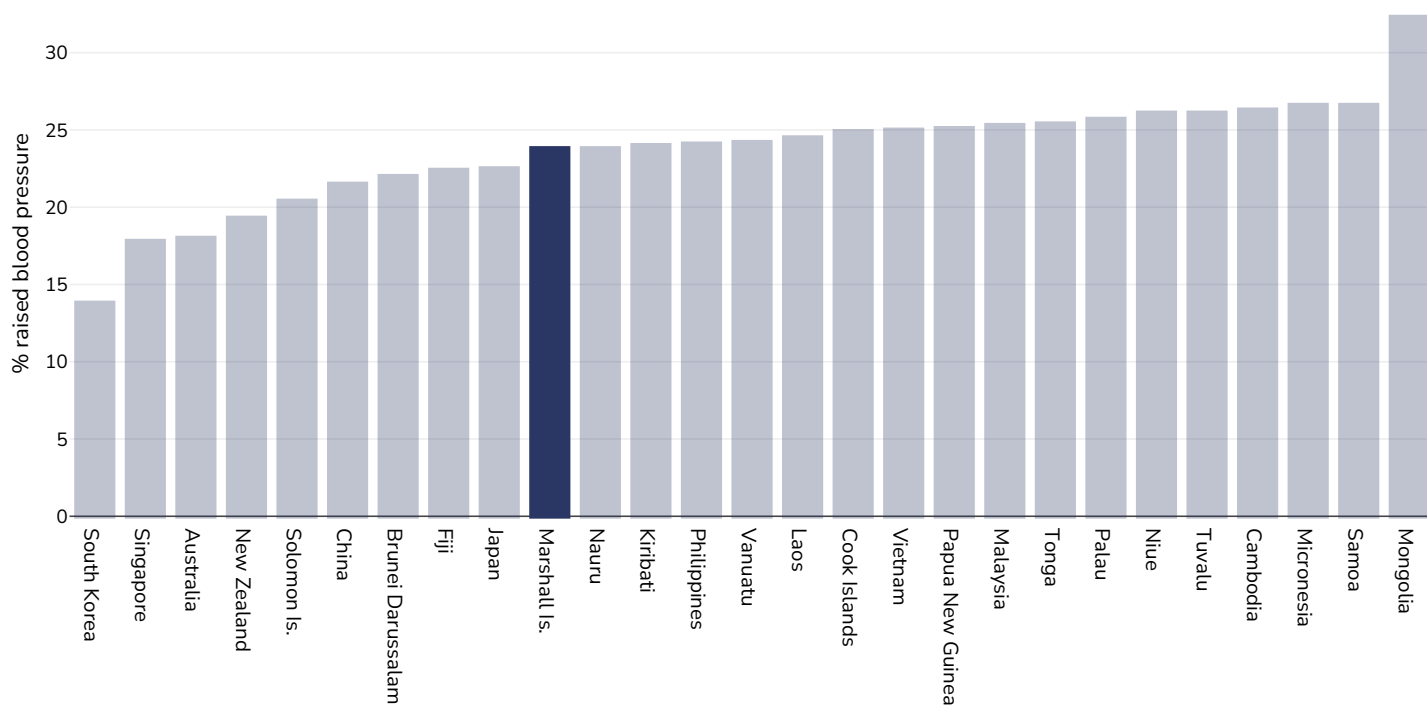
References:

Global Health Observatory data repository, World Health Organisation,
<http://apps.who.int/gho/data/node.main.A875?lang=en>

Definitions:

Age Standardised estimated % Raised blood pressure 2015 (SBP \geq 140 OR DBP \geq 90).

Men, 2015



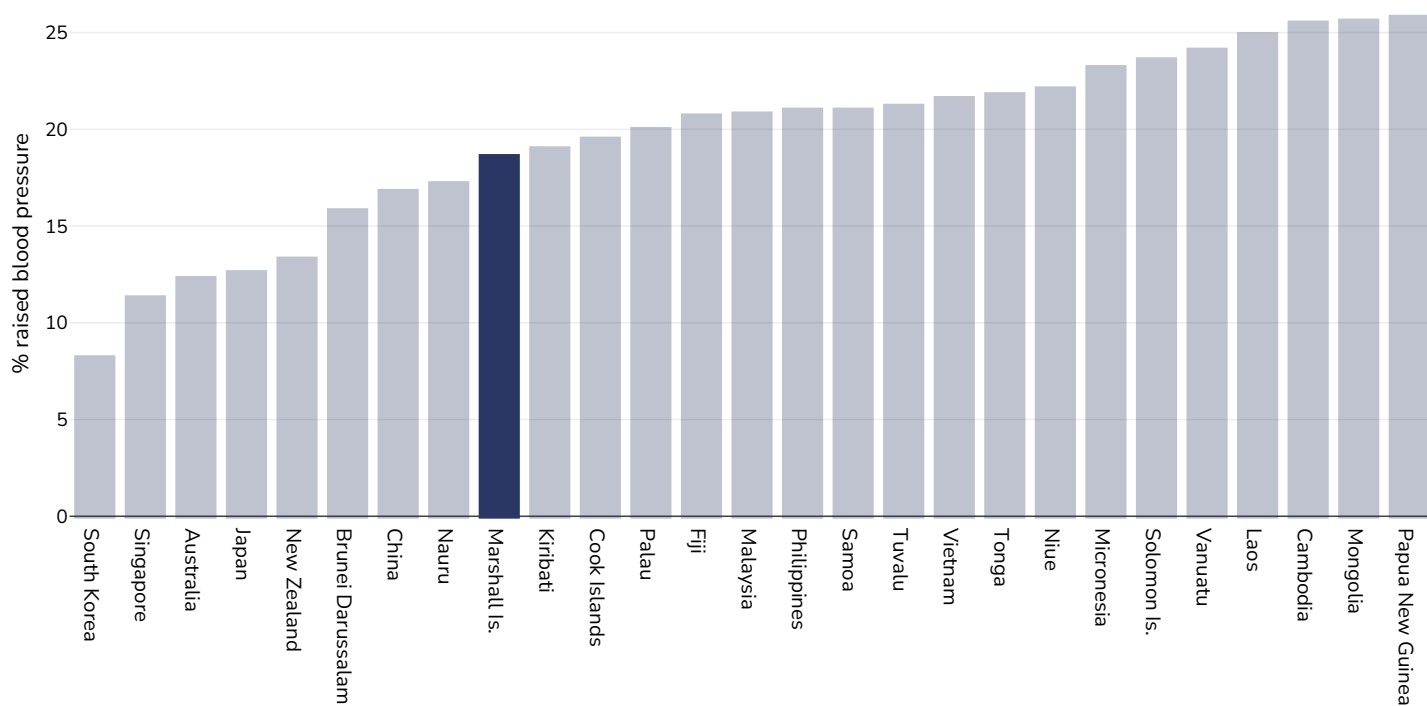
References:

Global Health Observatory data repository, World Health Organisation,
<http://apps.who.int/gho/data/node.main.A875?lang=en>

Definitions:

Age Standardised estimated % Raised blood pressure 2015 (SBP>=140 OR DBP>=90).

Women, 2015



References:

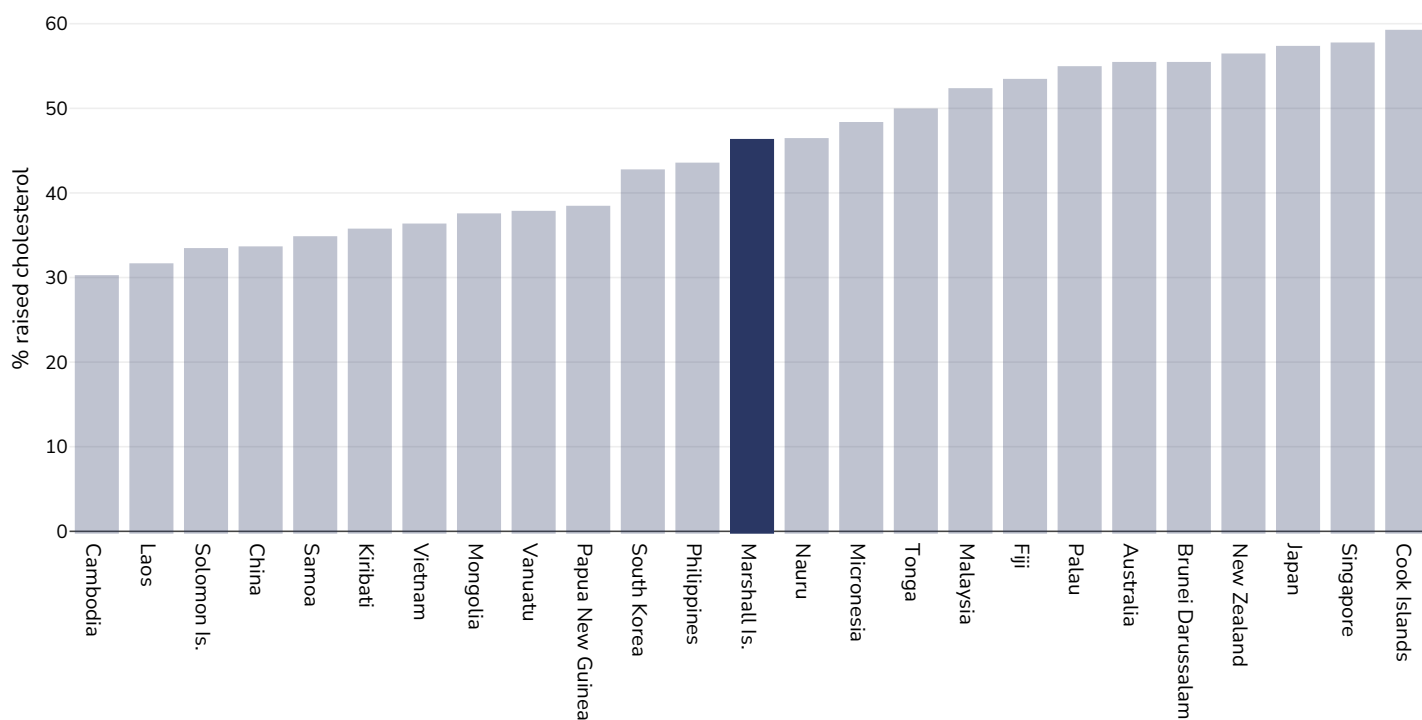
Global Health Observatory data repository, World Health Organisation,
<http://apps.who.int/gho/data/node.main.A875?lang=en>

Definitions:

Age Standardised estimated % Raised blood pressure 2015 (SBP \geq 140 OR DBP \geq 90).

Raised cholesterol

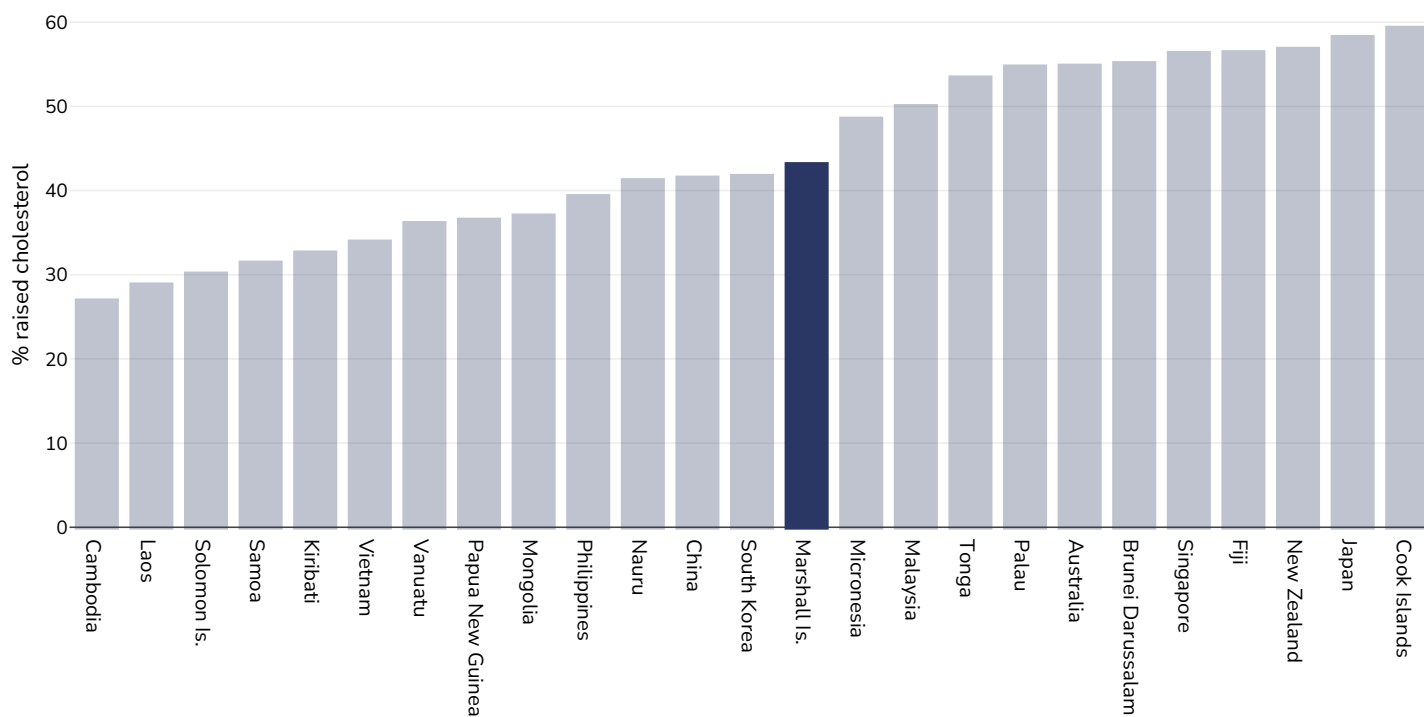
Adults, 2008



References: Global Health Observatory data repository, World Health Organisation, <http://apps.who.int/gho/data/node.main.A885>

Definitions: % Raised total cholesterol (≥ 5.0 mmol/L) (age-standardized estimate).

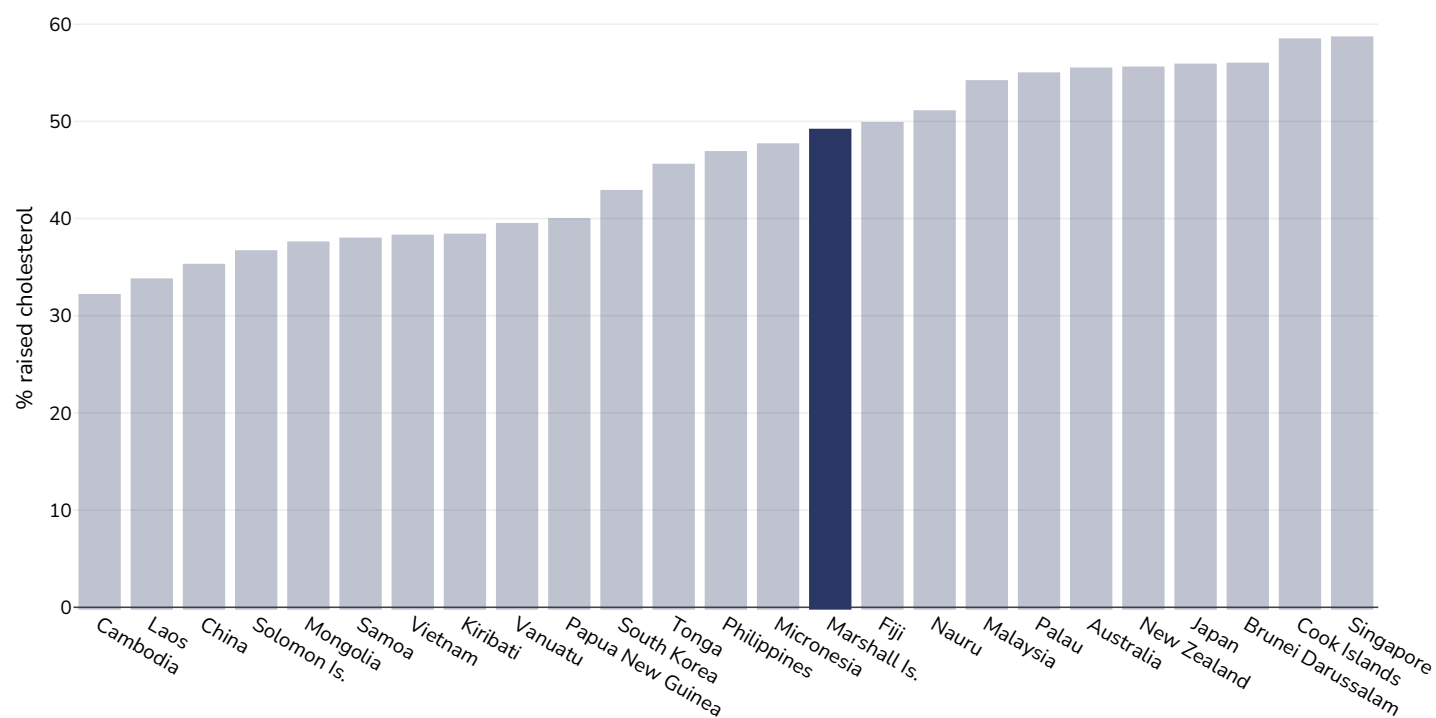
Men, 2008



References: Global Health Observatory data repository, World Health Organisation, <http://apps.who.int/gho/data/node.main.A885>

Definitions: % Raised total cholesterol (≥ 5.0 mmol/L) (age-standardized estimate).

Women, 2008

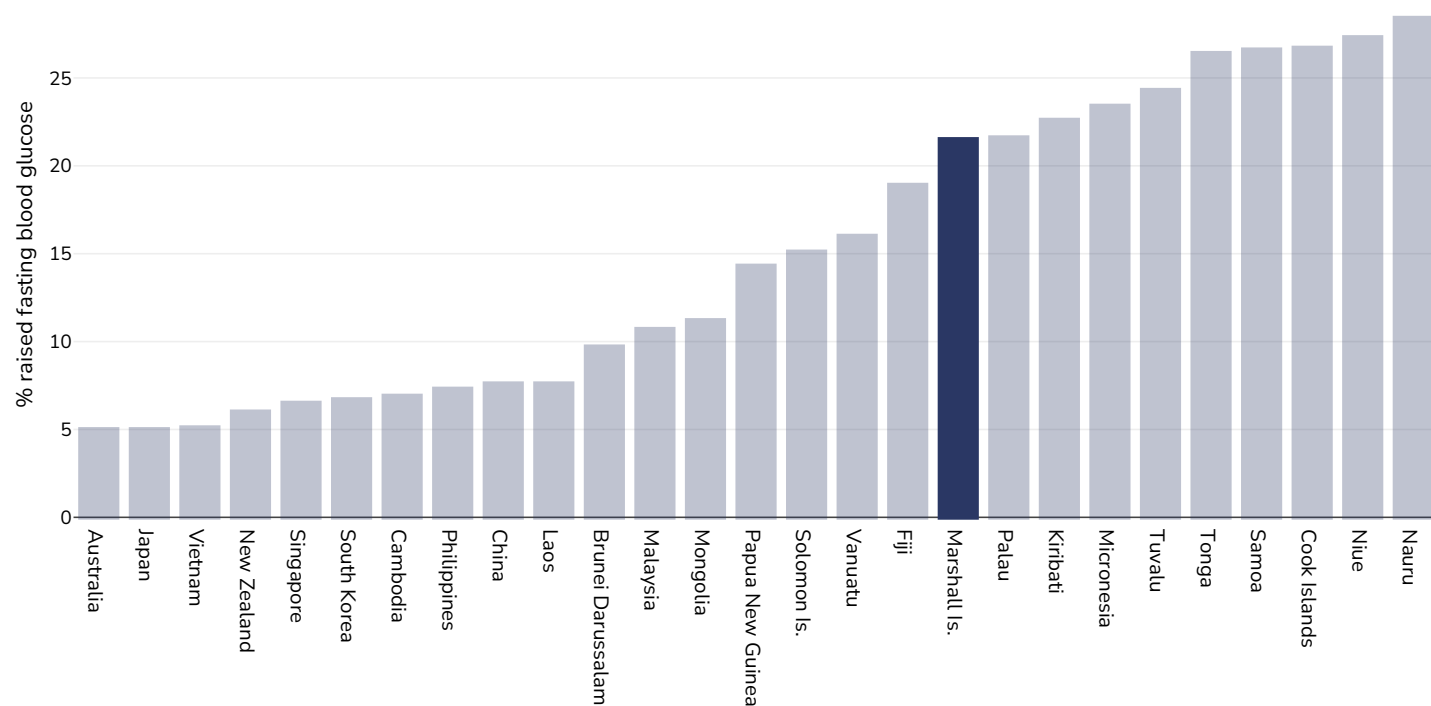


References: Global Health Observatory data repository, World Health Organisation, <http://apps.who.int/gho/data/node.main.A885>

Definitions: % Raised total cholesterol (≥ 5.0 mmol/L) (age-standardized estimate).

Raised fasting blood glucose

Men, 2014



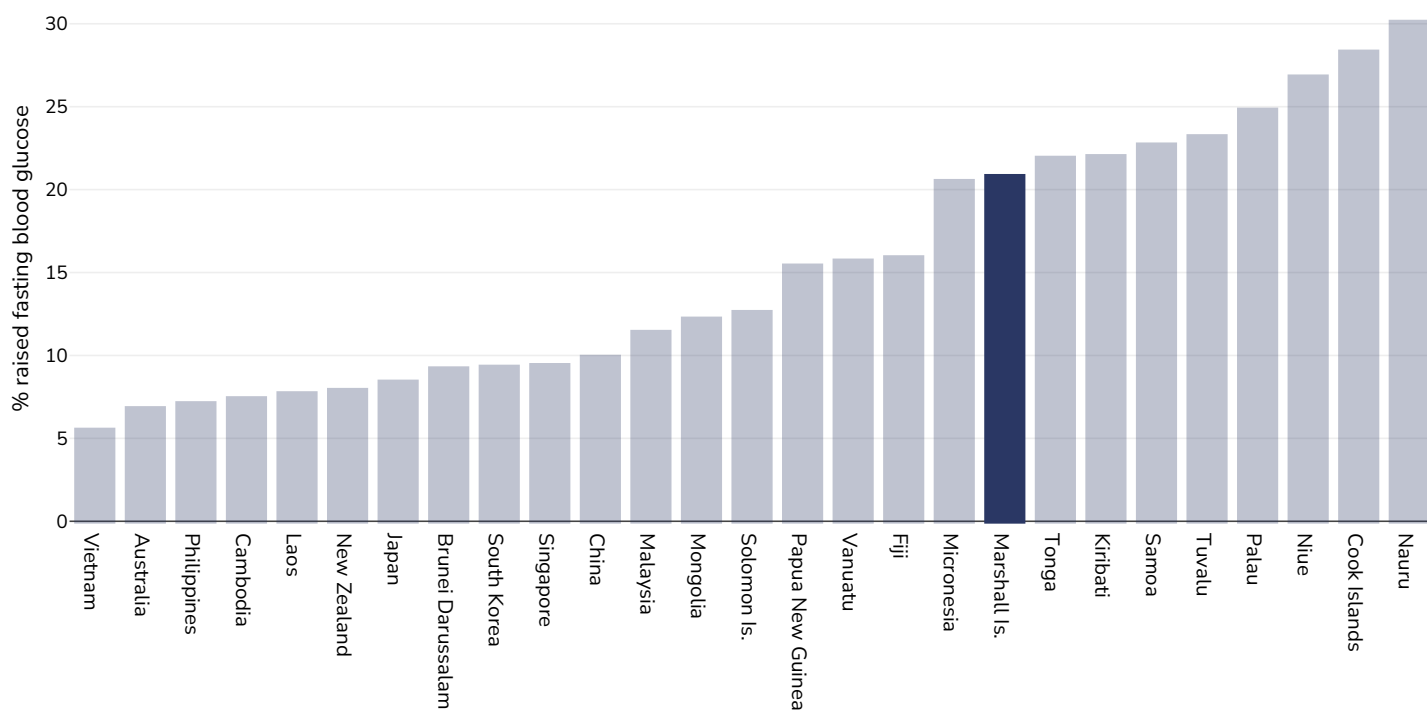
References:

Global Health Observatory data repository, World Health Organisation,
<http://apps.who.int/gho/data/node.main.A869?lang=en>

Definitions:

Age Standardised % raised fasting blood glucose (≥ 7.0 mmol/L or on medication).

Women, 2014



References:

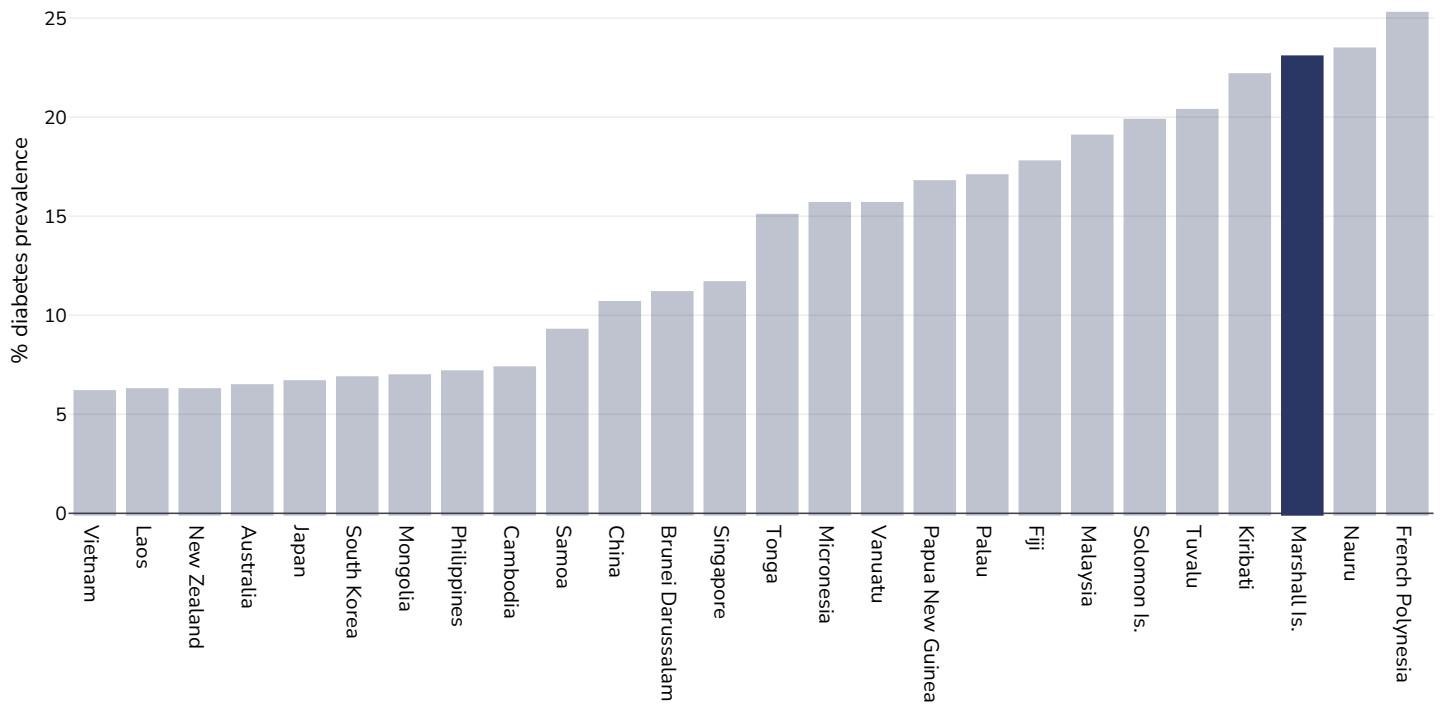
Global Health Observatory data repository, World Health Organisation,
<http://apps.who.int/gho/data/node.main.A869?lang=en>

Definitions:

Age Standardised % raised fasting blood glucose (≥ 7.0 mmol/L or on medication).

Diabetes prevalence

Adults, 2021



Age: 20-79

Area covered: National

References: Reproduced with kind permission International Diabetes Federation. IDF Diabetes Atlas, 10th edn. Brussels, Belgium:International Diabetes Federation, 2021. <http://www.diabetesatlas.org>

Definitions: Age-adjusted comparative prevalence of diabetes, %

Contextual factors

Disclaimer: These contextual factors should be interpreted with care. Results are updated as regularly as possible and use very specific criteria. The criteria used and full definitions are available for download at the bottom of this page.



Labelling

Is there mandatory nutrition labelling?	X
Front-of-package labelling?	X
Back-of-pack nutrition declaration?	X
Color coding?	X
Warning label?	X



Regulation and marketing

Are there fiscal policies on unhealthy products?	X
Tax on unhealthy foods?	X
Tax on unhealthy drinks?	X
Are there fiscal policies on healthy products?	X
Subsidy on fruits?	X
Subsidy on vegetables?	X
Subsidy on other healthy products?	X
Mandatory limit or ban of trans fat (all settings)?	X
Mandatory limit of trans fats in place (all settings)?	X
Ban on trans-fats or phos in place (all settings)?	X
Are there any mandatory policies/marketing restrictions on the promotion of unhealthy food/drinks to children?	X
Mandatory restriction on broadcast media?	X
Mandatory restriction on non-broadcast media?	X
Voluntary policies/marketing restrictions on the promotion of unhealthy food/drinks to children?	X
Are there mandatory standards for food in schools?	X
Are there any mandatory nutrient limits in any manufactured food products?	X
Nutrition standards for public sector procurement?	X



Political will and support

National obesity strategy or nutrition and physical activity national strategy?	✗
National obesity strategy?	✗
National childhood obesity strategy?	✗
Comprehensive nutrition strategy?	✗
Comprehensive physical activity strategy?	✗
Evidence-based dietary guidelines and/or RDAs?	✗
National target(s) on reducing obesity?	✗
Guidelines/policy on obesity treatment?	✗
Promotion of breastfeeding?	✓



Monitoring and surveillance

Monitoring of the prevalence and incidence for the main obesity-related NCDs and risk factors?	✓
Within 5 years?	✓



Governance and resource

Multi-sectoral national co-ordination mechanism for obesity or nutrition (including obesity)?	✗
---	---

Key

✓ Present

✓_v Present
(voluntary)

✓ Incoming

✗ Absent

? Unknown