



# Maldives



## Country report card

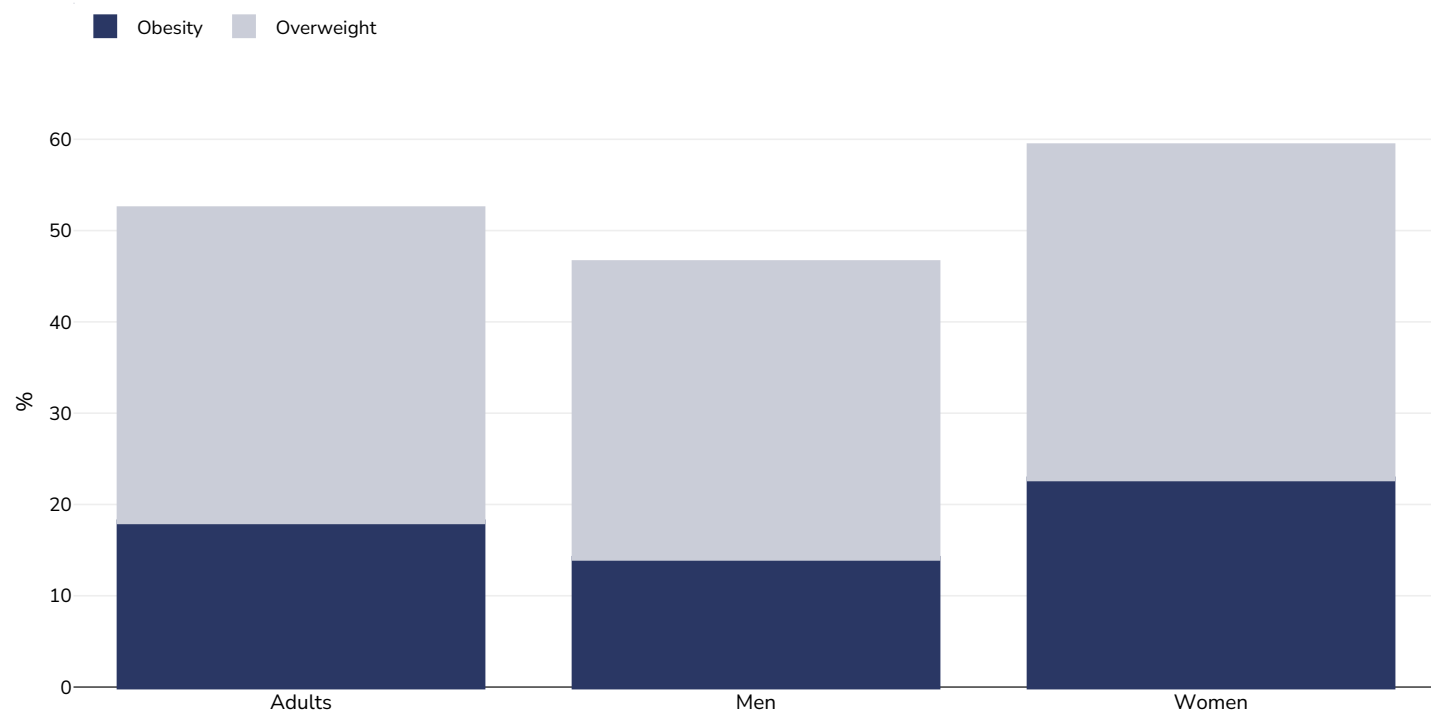
*This report card contains the latest data available on the Global Obesity Observatory on overweight and obesity . Where available, data on common and relevant obesity drivers and comorbidities are also presented.*

*View the latest version of this report on the Global Obesity Observatory at <https://data.worldobesity.org/country/maldives-131/>.*

Contents	Page
Obesity prevalence	3
Trend: % Adults living with obesity in Maldives 2009-2016	6
Trend: % Adults living with overweight or obesity in Maldives 2009-2016	8
Overweight/obesity by education	10
Overweight/obesity by age	13
Overweight/obesity by region	15
Overweight/obesity by socio-economic group	18
Double burden of underweight & overweight	21
Insufficient physical activity	24
Average daily frequency of carbonated soft drink consumption	30
Estimated per capita fruit intake	31
Prevalence of less than daily fruit consumption	32
Prevalence of less than daily vegetable consumption	33
Average weekly frequency of fast food consumption	34
Estimated per-capita processed meat intake	35
Estimated per capita whole grains intake	36
Mental health - depression disorders	37
Mental health - anxiety disorders	43
% Infants exclusively breastfed 0-5 months	48
Percent of population who cannot afford a healthy diet	49
Oesophageal cancer	50
Breast cancer	52
Colorectal cancer	53
Pancreatic cancer	55
Gallbladder cancer	57
Kidney cancer	59
Cancer of the uterus	61
Raised blood pressure	62
Raised cholesterol	65
Raised fasting blood glucose	68
Diabetes prevalence	70
Ovarian Cancer	71
Leukemia	72
Leukemia	74
Liver and intrahepatic bile duct Cancer	76
Multiple Myeloma	78
Non Hodgkin Lymphoma	80
Thyroid Cancer	82

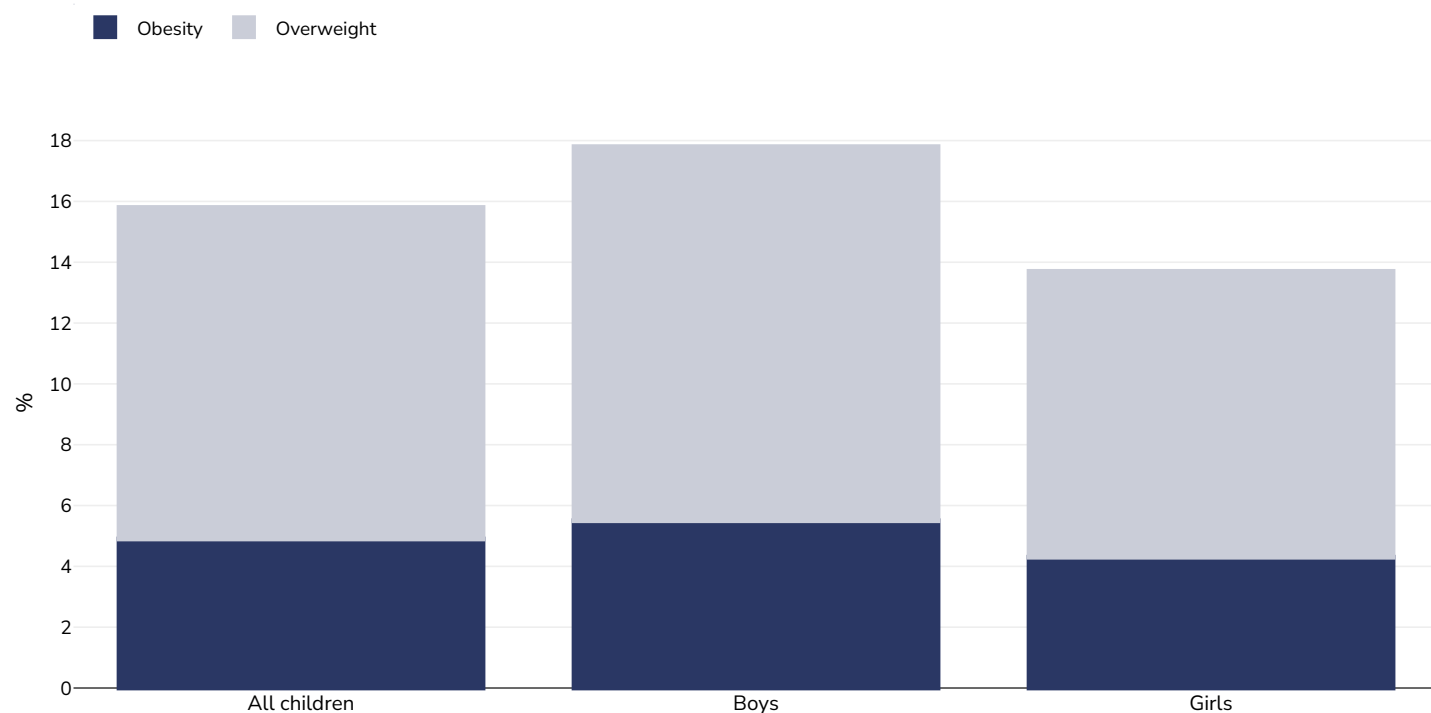
## Obesity prevalence

### Adults, 2020-2021



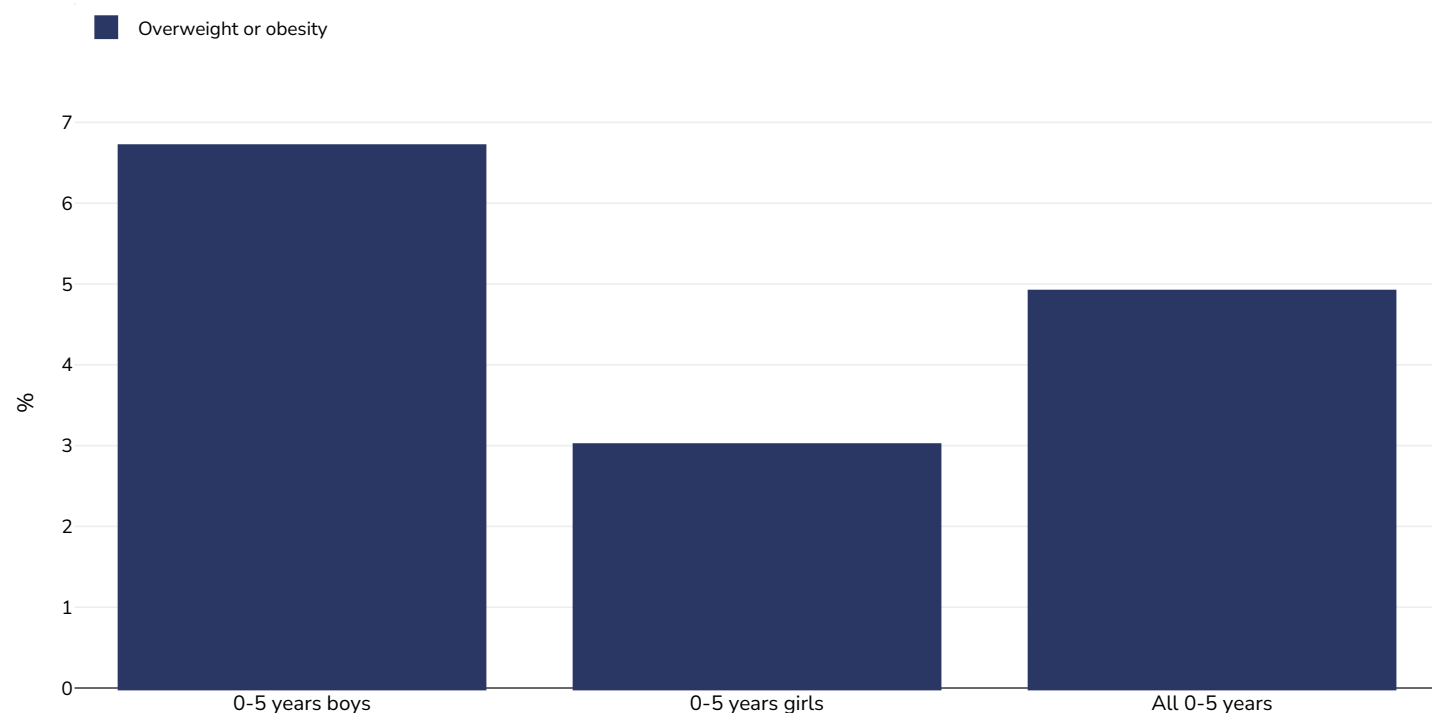
Survey type:	Measured
Age:	15-69
Sample size:	2667
Area covered:	National
References:	WHO STEP Survey on Risk Factors for Noncommunicable Diseases. Maldives 2020-21. <a href="https://health.gov.mv/storage/uploads/2ywDEKYN/vltwo5kq.pdf">https://health.gov.mv/storage/uploads/2ywDEKYN/vltwo5kq.pdf</a> (Accessed 20.06.23)
Unless otherwise noted, overweight refers to a BMI between 25kg and 29.9kg/m <sup>2</sup> , obesity refers to a BMI greater than 30kg/m <sup>2</sup> .	

## Children, 2014



Survey type:	Self-reported
Age:	13-17
Sample size:	3493
Area covered:	National
References:	Global School-based Student Health Survey (GSHS), available at <a href="https://www.who.int/ncds/surveillance/gshs/2014-Maldives-GSHS-FS.pdf?ua=1">https://www.who.int/ncds/surveillance/gshs/2014-Maldives-GSHS-FS.pdf?ua=1</a> (last accessed 24.11.20)
Cutoffs:	WHO

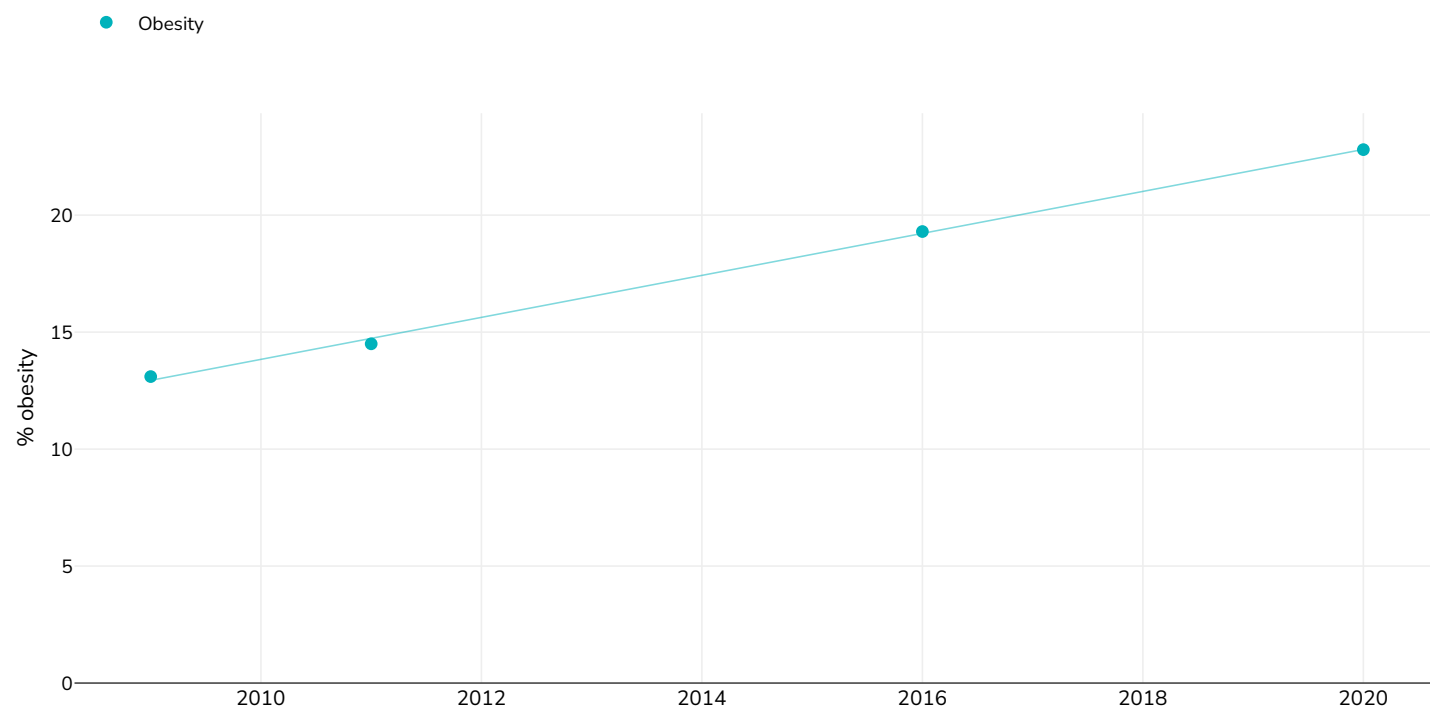
## 0-5 years, 2016-2017



Survey type:	Measured
Age:	0-5
Sample size:	2327
Area covered:	National
References:	Ministry of Health - MOH/Maldives and ICF. 2018. Maldives Demographic and Health Survey 2016-17. Malé, Maldives, and Rockville, Maryland, USA: MOH and ICF.. <a href="https://www.dhsprogram.com/pubs/pdf/FR349/FR349.pdf">https://www.dhsprogram.com/pubs/pdf/FR349/FR349.pdf</a>
Notes:	Infants.
Definitions:	Weight for height. Overweight = >2SD
Cutoffs:	Other

## % Adults living with obesity in Maldives 2009-2016

### Women



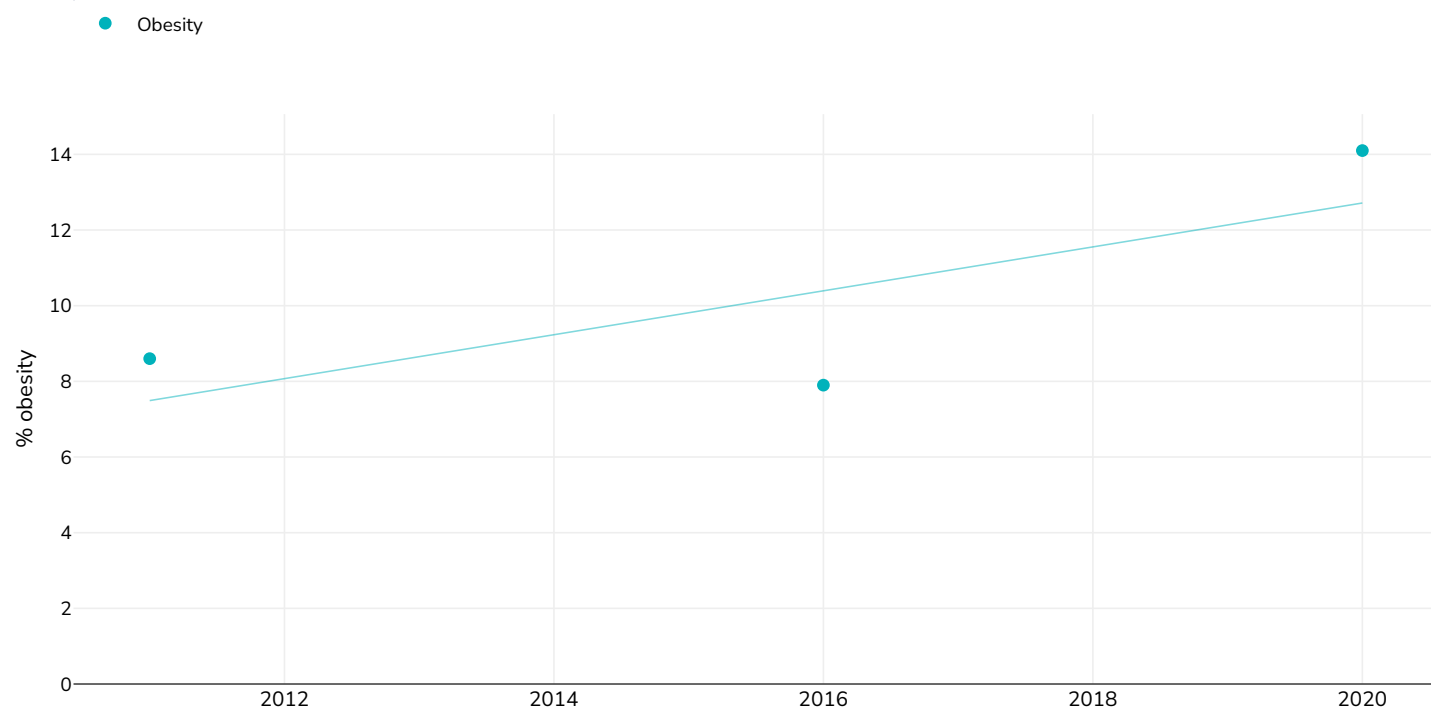
**Survey type:** Measured

**References:** 2009: Ministry of Health and Family - MOHF/Maldives and ICF Macro. 2010. Maldives Demographic and Health Survey 2009. Calverton, Maryland: MOHF and ICF Macro.  
2011: Maldives STEPS Survey 2011  
2016: Ministry of Health - MOH/Maldives and ICF. 2018. Maldives Demographic and Health Survey 2016-17. Malé, Maldives, and Rockville, Maryland, USA: MOH and ICF. <https://www.dhsprogram.com/pubs/pdf/FR349/FR349.pdf> (Last accessed 03.08.2022)  
2020: WHO STEP Survey on Risk Factors for Noncommunicable Diseases. Maldives 2020-21. <https://health.gov.mv/storage/uploads/2ywDEKYN/vltwo5kq.pdf> (Accessed 20.06.23)

Unless otherwise noted, overweight refers to a BMI between 25kg and 29.9kg/m<sup>2</sup>, obesity refers to a BMI greater than 30kg/m<sup>2</sup>.

Different methodologies may have been used to collect this data and so data from different surveys may not be strictly comparable. Please check with original data sources for methodologies used.

## Men



**Survey type:** Measured

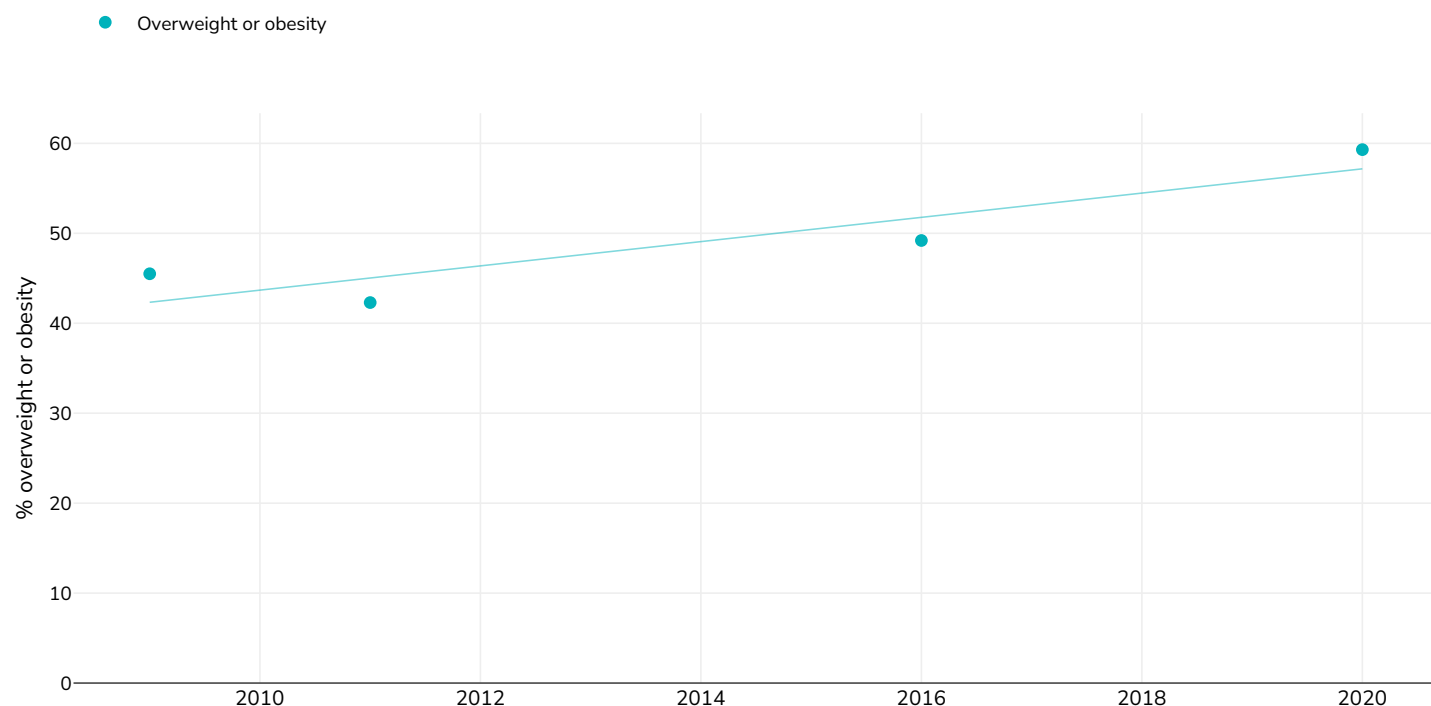
**References:** 2009: Ministry of Health and Family - MOHF/Maldives and ICF Macro. 2010. Maldives Demographic and Health Survey 2009. Calverton, Maryland: MOHF and ICF Macro.  
2011: Maldives STEPS Survey 2011  
2016: Ministry of Health - MOH/Maldives and ICF. 2018. Maldives Demographic and Health Survey 2016-17. Malé, Maldives, and Rockville, Maryland, USA: MOH and ICF. <https://www.dhsprogram.com/pubs/pdf/FR349/FR349.pdf> (Last accessed 03.08.2022)  
2020: WHO STEP Survey on Risk Factors for Noncommunicable Diseases. Maldives 2020-21. <https://health.gov.mv/storage/uploads/2ywDEKYN/vltwo5kq.pdf> (Accessed 20.06.23)

*Unless otherwise noted, overweight refers to a BMI between 25kg and 29.9kg/m<sup>2</sup>, obesity refers to a BMI greater than 30kg/m<sup>2</sup>.*

*Different methodologies may have been used to collect this data and so data from different surveys may not be strictly comparable. Please check with original data sources for methodologies used.*

## % Adults living with overweight or obesity in Maldives 2009-2016

### Women



Survey type:

Measured

References:

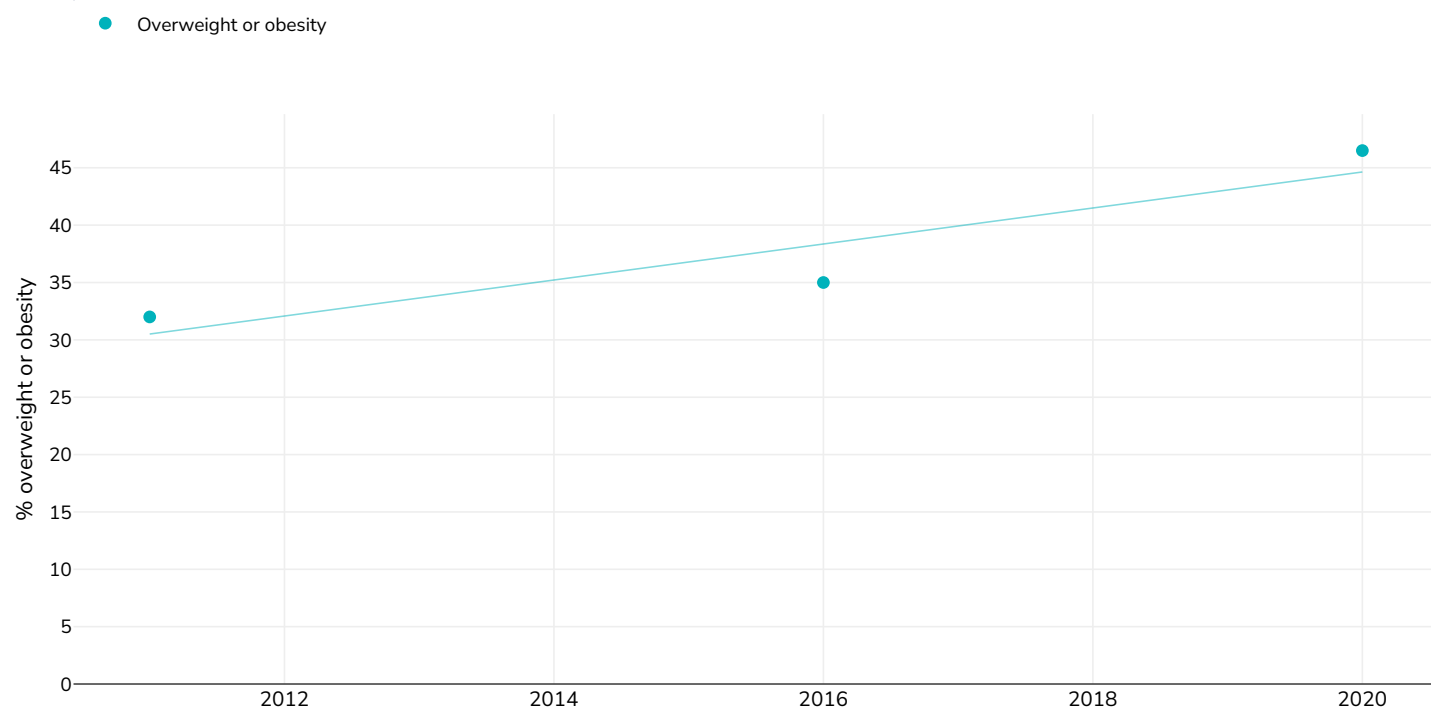
2009: Ministry of Health and Family - MOHF/Maldives and ICF Macro. 2010. Maldives Demographic and Health Survey 2009. Calverton, Maryland: MOHF and ICF Macro.  
2011: Maldives STEPS Survey 2011  
2016: Ministry of Health - MOH/Maldives and ICF. 2018. Maldives Demographic and Health Survey 2016-17. Malé, Maldives, and Rockville, Maryland, USA: MOH and ICF. <https://www.dhsprogram.com/pubs/pdf/FR349/FR349.pdf> (Last accessed 03.08.2022)  
2020: WHO STEP Survey on Risk Factors for Noncommunicable Diseases. Maldives 2020-21. <https://health.gov.mv/storage/uploads/2ywDEKYN/vltwo5kq.pdf> (Accessed 20.06.23)

Unless otherwise noted, overweight refers to a BMI between 25kg and 29.9kg/m<sup>2</sup>, obesity refers to a BMI greater than 30kg/m<sup>2</sup>.

Different methodologies may have been used to collect this data and so data from different surveys may not be strictly comparable. Please check with original data sources for methodologies used.



## Men



**Survey type:** Measured

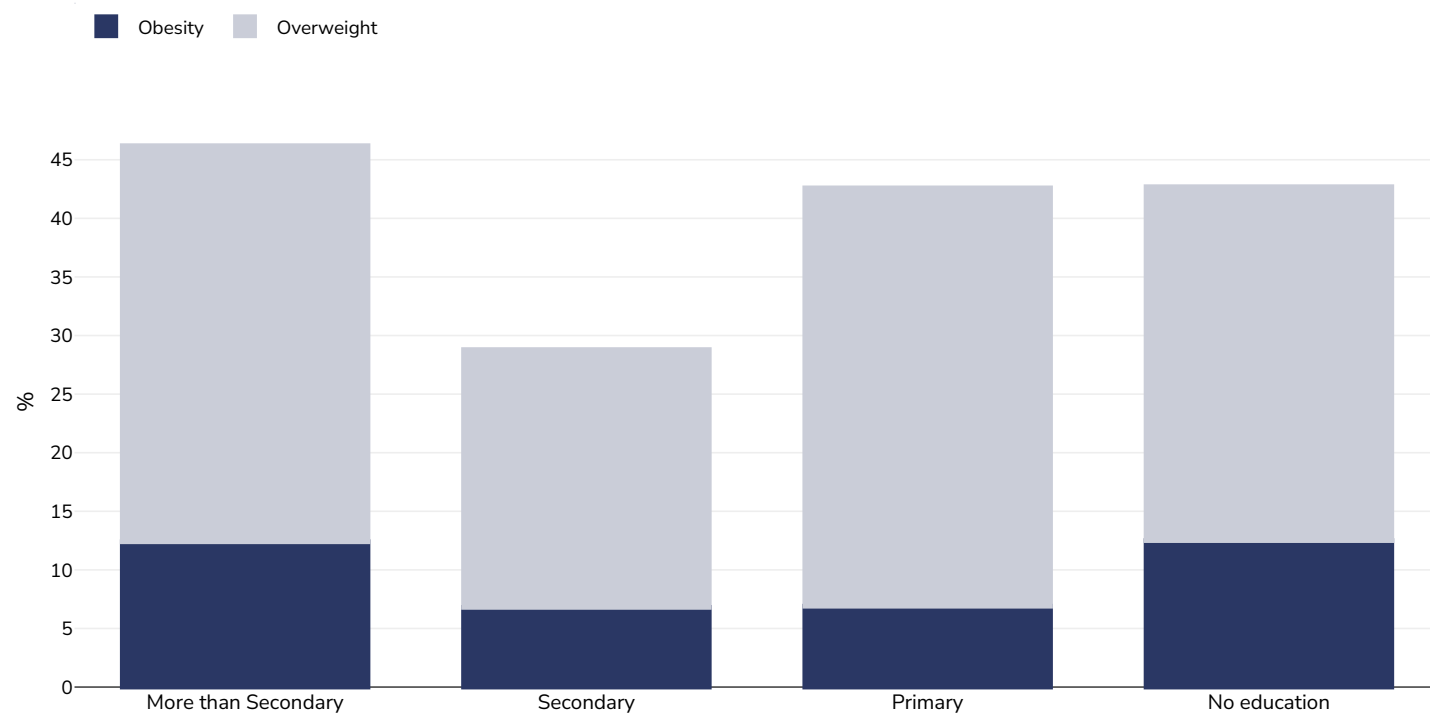
**References:** 2009: Ministry of Health and Family - MOHF/Maldives and ICF Macro. 2010. Maldives Demographic and Health Survey 2009. Calverton, Maryland: MOHF and ICF Macro.  
2011: Maldives STEPS Survey 2011  
2016: Ministry of Health - MOH/Maldives and ICF. 2018. Maldives Demographic and Health Survey 2016-17. Malé, Maldives, and Rockville, Maryland, USA: MOH and ICF. <https://www.dhsprogram.com/pubs/pdf/FR349/FR349.pdf> (Last accessed 03.08.2022)  
2020: WHO STEP Survey on Risk Factors for Noncommunicable Diseases. Maldives 2020-21. <https://health.gov.mv/storage/uploads/2ywDEKYN/vltwo5kq.pdf> (Accessed 20.06.23)

*Unless otherwise noted, overweight refers to a BMI between 25kg and 29.9kg/m<sup>2</sup>, obesity refers to a BMI greater than 30kg/m<sup>2</sup>.*

*Different methodologies may have been used to collect this data and so data from different surveys may not be strictly comparable. Please check with original data sources for methodologies used.*

## Overweight/obesity by education

### Men, 2017



Survey type: Measured

Age: 15-49

Sample size: 10313

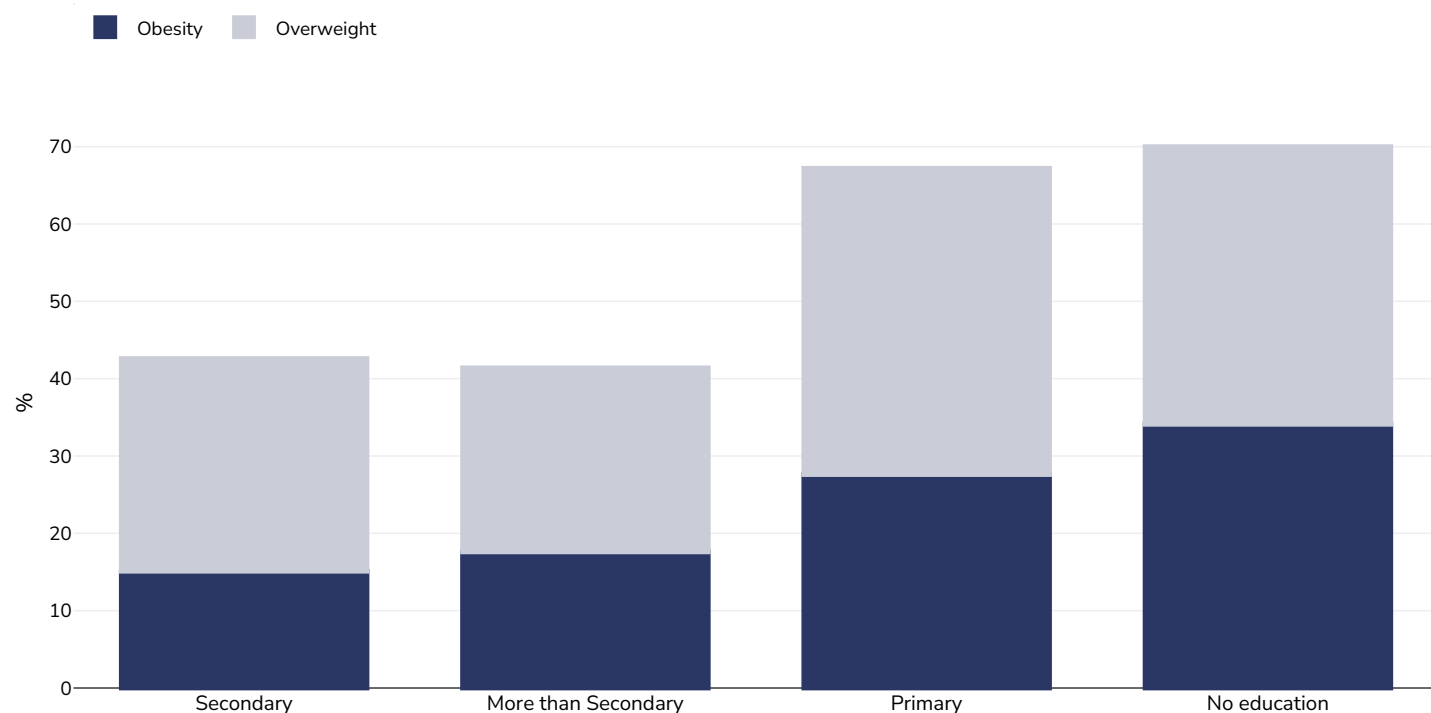
Area covered: National

References: Ministry of Health - MOH/Maldives and ICF. 2018. Maldives Demographic and Health Survey 2016-17. Malé, Maldives, and Rockville, Maryland, USA: MOH and ICF.

Notes: Demographic Health Survey data includes ever married women aged 15-49 years only and may include males aged 15-59.

*Unless otherwise noted, overweight refers to a BMI between 25kg and 29.9kg/m<sup>2</sup>, obesity refers to a BMI greater than 30kg/m<sup>2</sup>.*

## Women, 2017



Survey type: Measured

Age: 15-49

Sample size: 10313

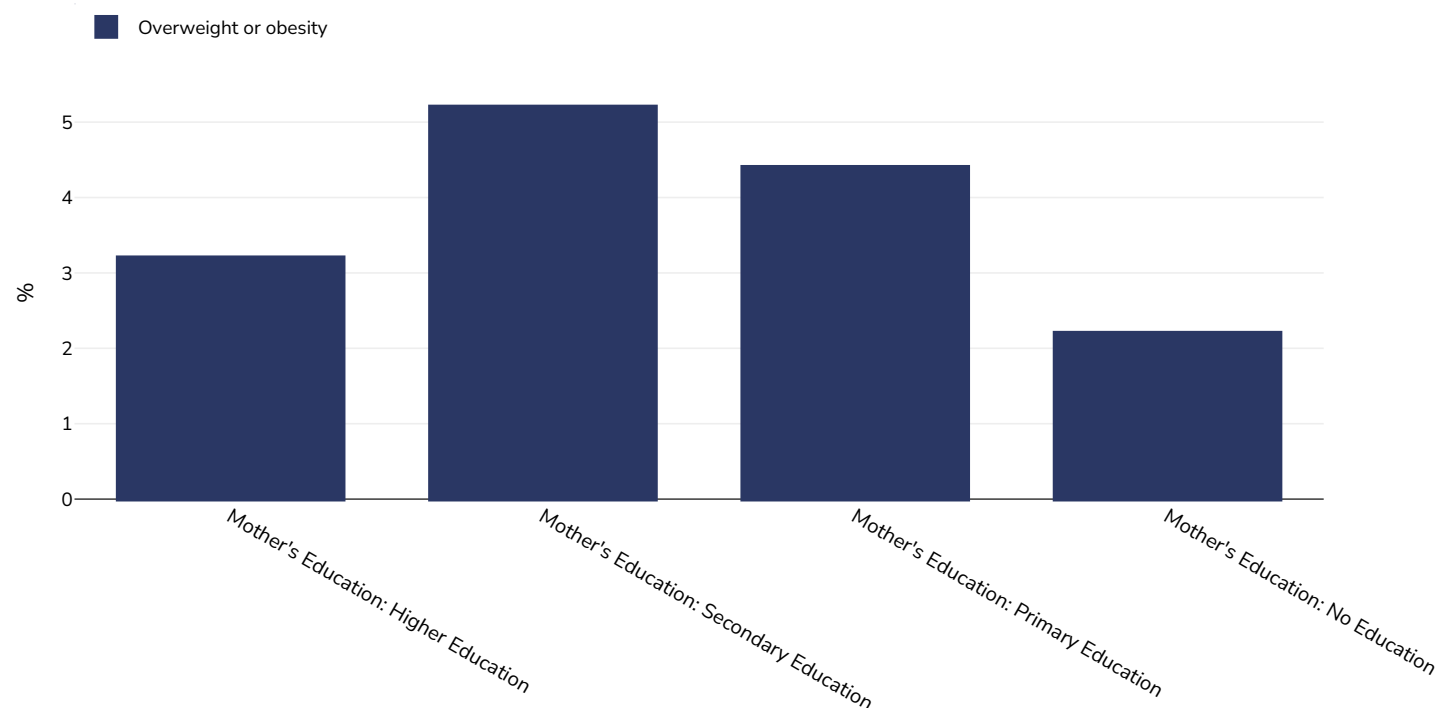
Area covered: National

References: Ministry of Health - MOH/Maldives and ICF. 2018. Maldives Demographic and Health Survey 2016-17. Malé, Maldives, and Rockville, Maryland, USA: MOH and ICF.

Notes: Demographic Health Survey data includes ever married women aged 15-49 years only and may include males aged 15-59.

Unless otherwise noted, overweight refers to a BMI between 25kg and 29.9kg/m<sup>2</sup>, obesity refers to a BMI greater than 30kg/m<sup>2</sup>.

## 0-5 years, 2016-2017



**Sample size:** 2260

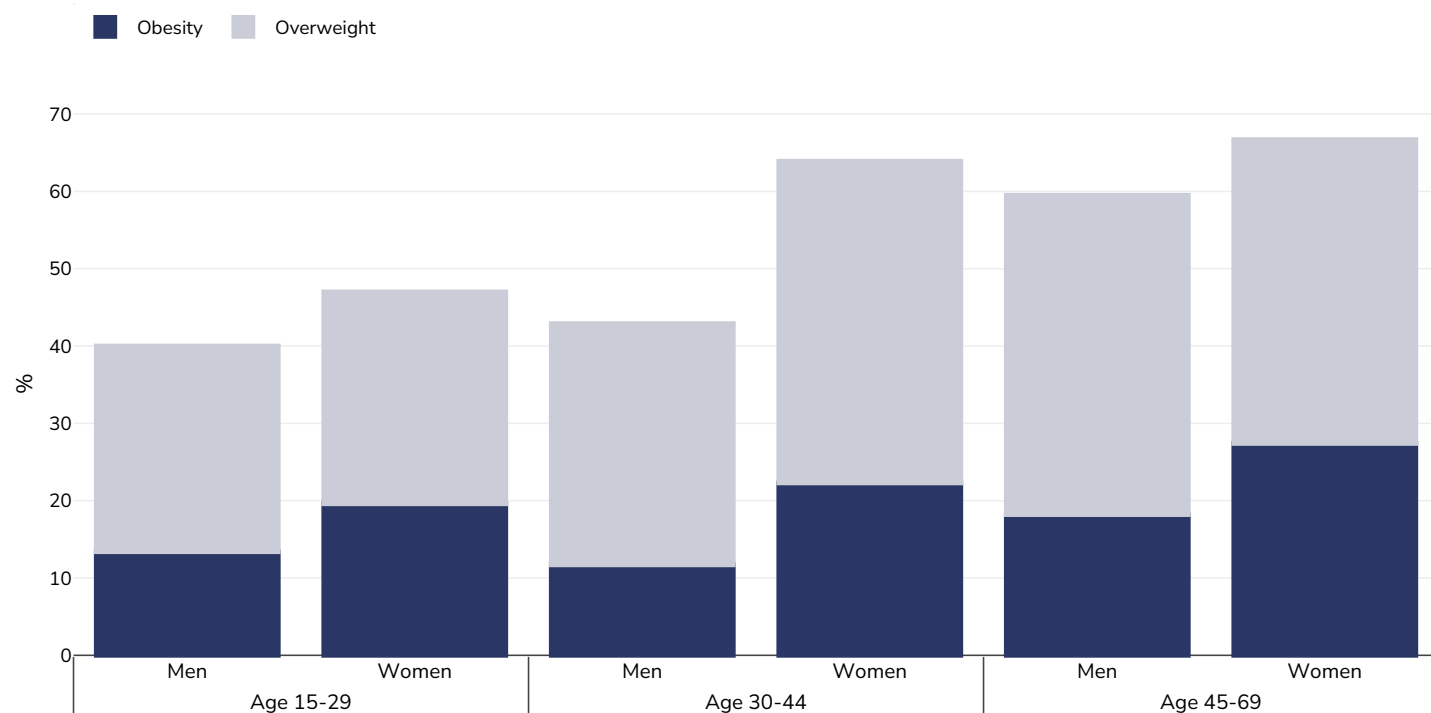
**References:** DHS: Maldives Demographic and Health Survey 2016-17. Malé, Maldives, and Rockville, Maryland, USA: MOH and ICF

**Notes:** UNICEF/WHO/World Bank Joint Child Malnutrition Estimates Expanded Database: Overweight (Survey Estimates), May 2023, New York.  
For more information about the methodology, please consult <https://data.unicef.org/resources/jme-2023-country-consultations/>  
Percentage of children under 5 years of age falling above 2 standard deviations (moderate and severe) from the median weight-for-height of the reference population.

**Definitions:** =>+2SD

## Overweight/obesity by age

### Adults, 2020-2021



Survey type: Measured

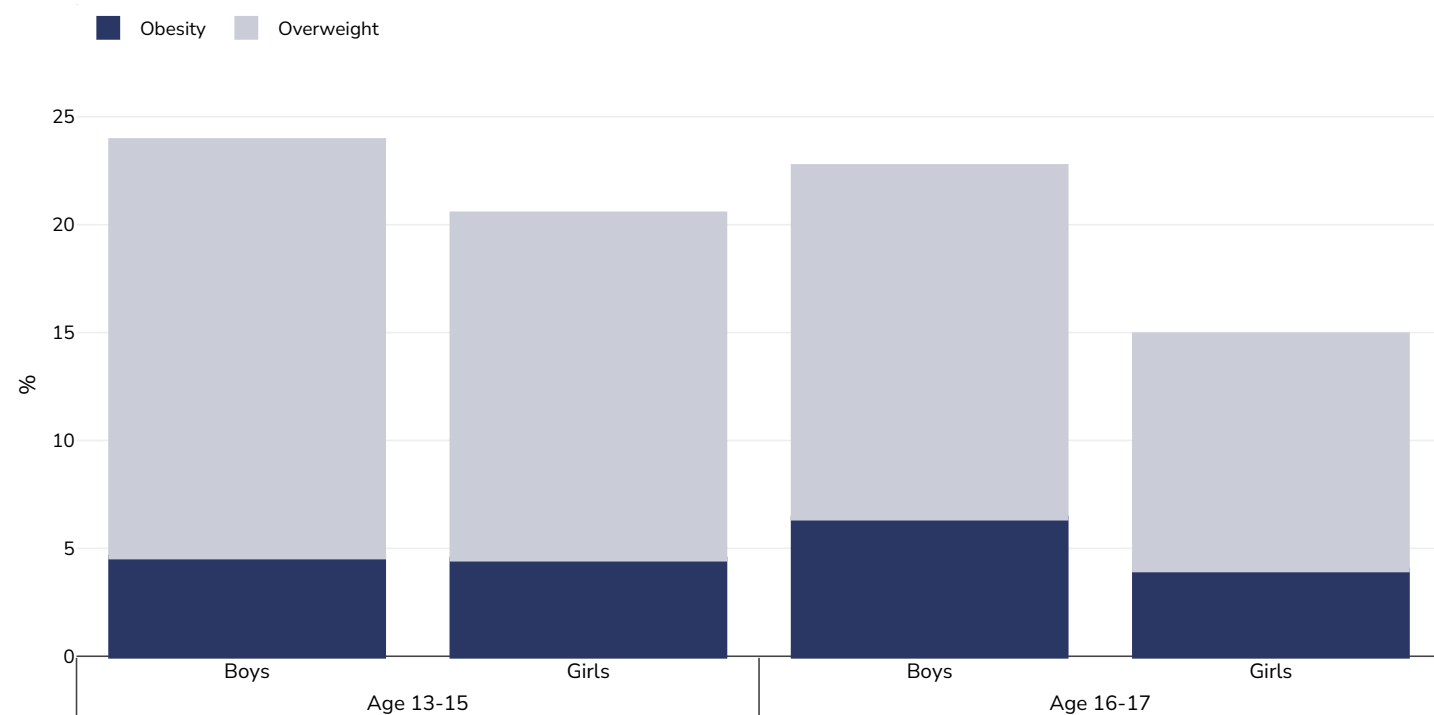
Sample size: 2667

Area covered: National

References: WHO STEP Survey on Risk Factors for Noncommunicable Diseases. Maldives 2020-21.  
<https://health.gov.mv/storage/uploads/2ywDEKYN/vltwo5kq.pdf> (Accessed 20.06.23)

*Unless otherwise noted, overweight refers to a BMI between 25kg and 29.9kg/m<sup>2</sup>, obesity refers to a BMI greater than 30kg/m<sup>2</sup>.*

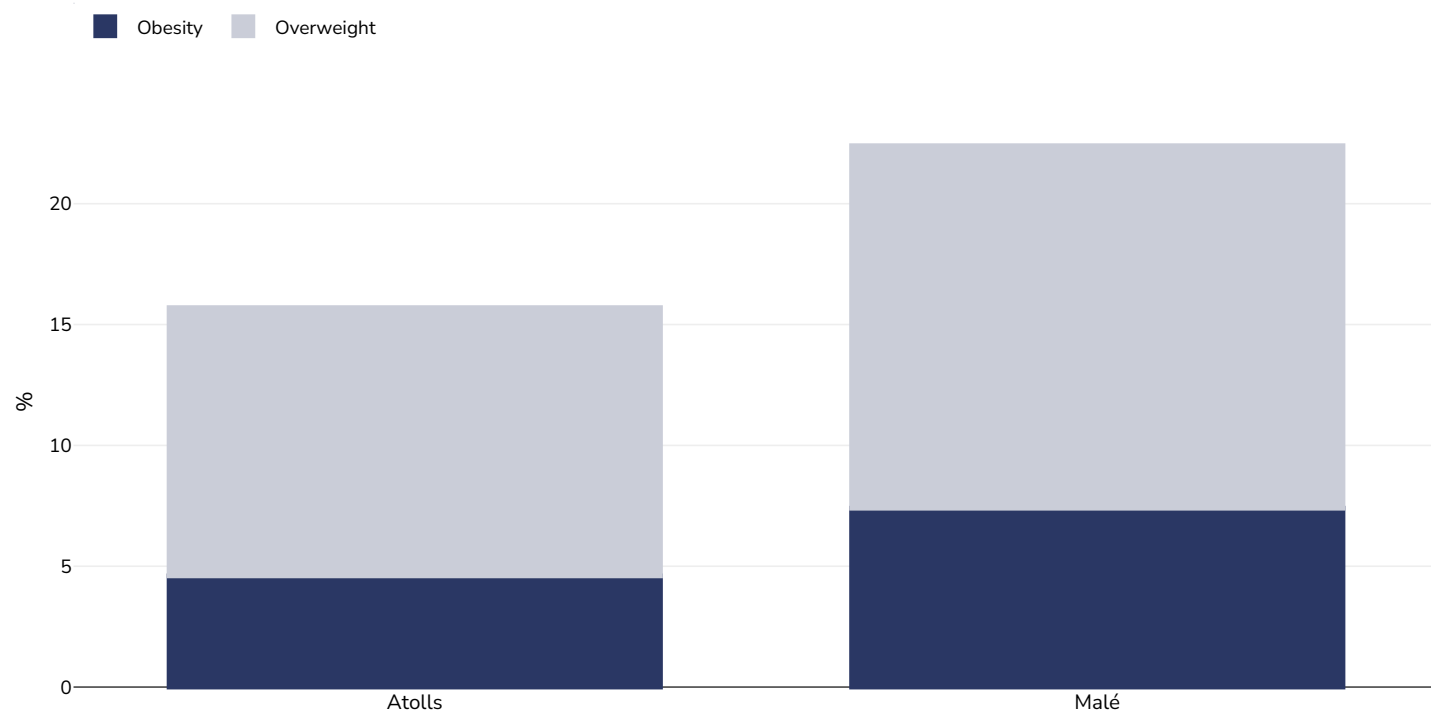
## Children, 2014



Survey type:	Measured
Sample size:	3493
Area covered:	National
References:	2014 GSHS Fact Sheet Maldives. Available at: <a href="https://cdn.who.int/media/docs/default-source/ncds/ncd-surveillance/data-reporting/maldives/gshs/2014-maldives-gshs-fs.pdf?sfvrsn=392d9a2e_2&amp;download=true">https://cdn.who.int/media/docs/default-source/ncds/ncd-surveillance/data-reporting/maldives/gshs/2014-maldives-gshs-fs.pdf?sfvrsn=392d9a2e_2&amp;download=true</a>
Cutoffs:	BMI-for-age

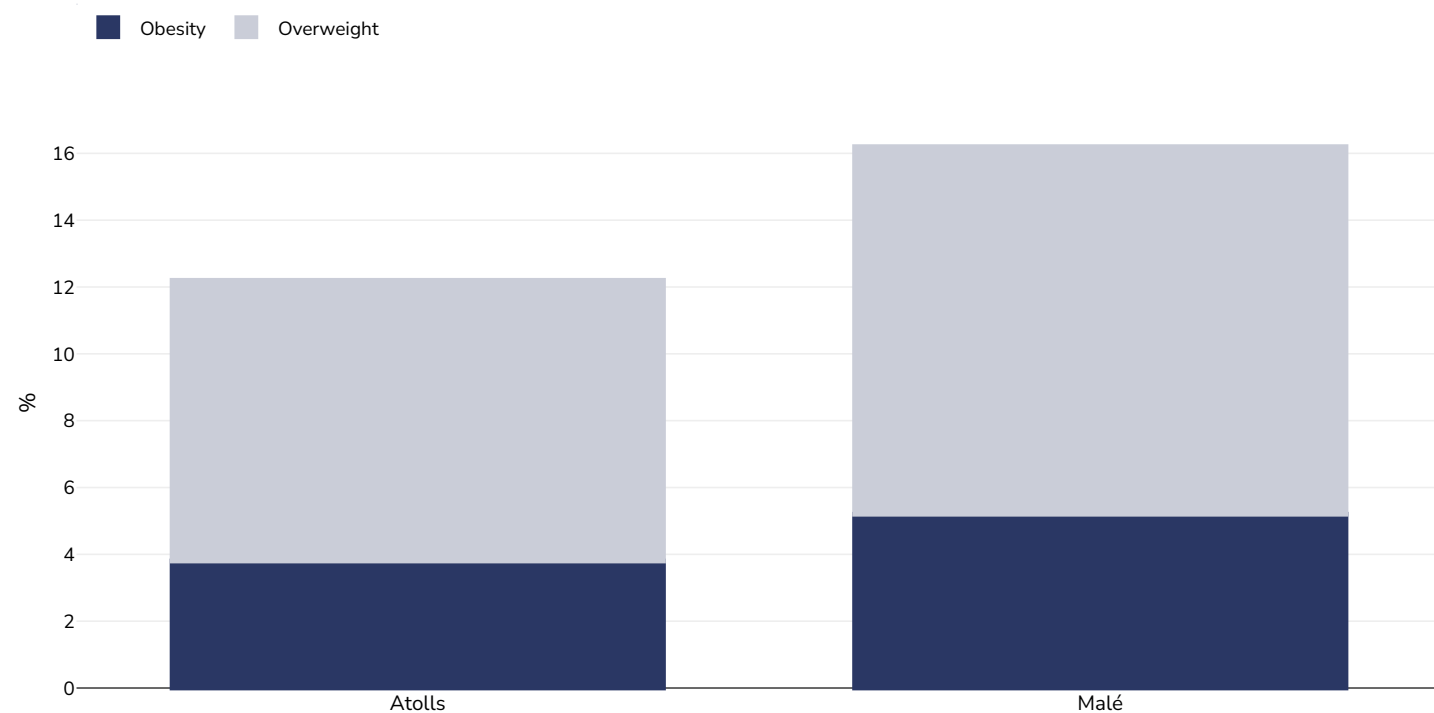
## Overweight/obesity by region

### Boys, 2014



Survey type:	Self-reported
Age:	13-17
Sample size:	3493
Area covered:	National
References:	World Health Organization. Global school-based student health survey (GSHS). Available from: <a href="https://www.who.int/ncds/surveillance/gshs/factsheets/en/">https://www.who.int/ncds/surveillance/gshs/factsheets/en/</a> . [Accessed 20 February 2019].
Notes:	WHO cut-offs used and based on Self-reported data.
Cutoffs:	WHO

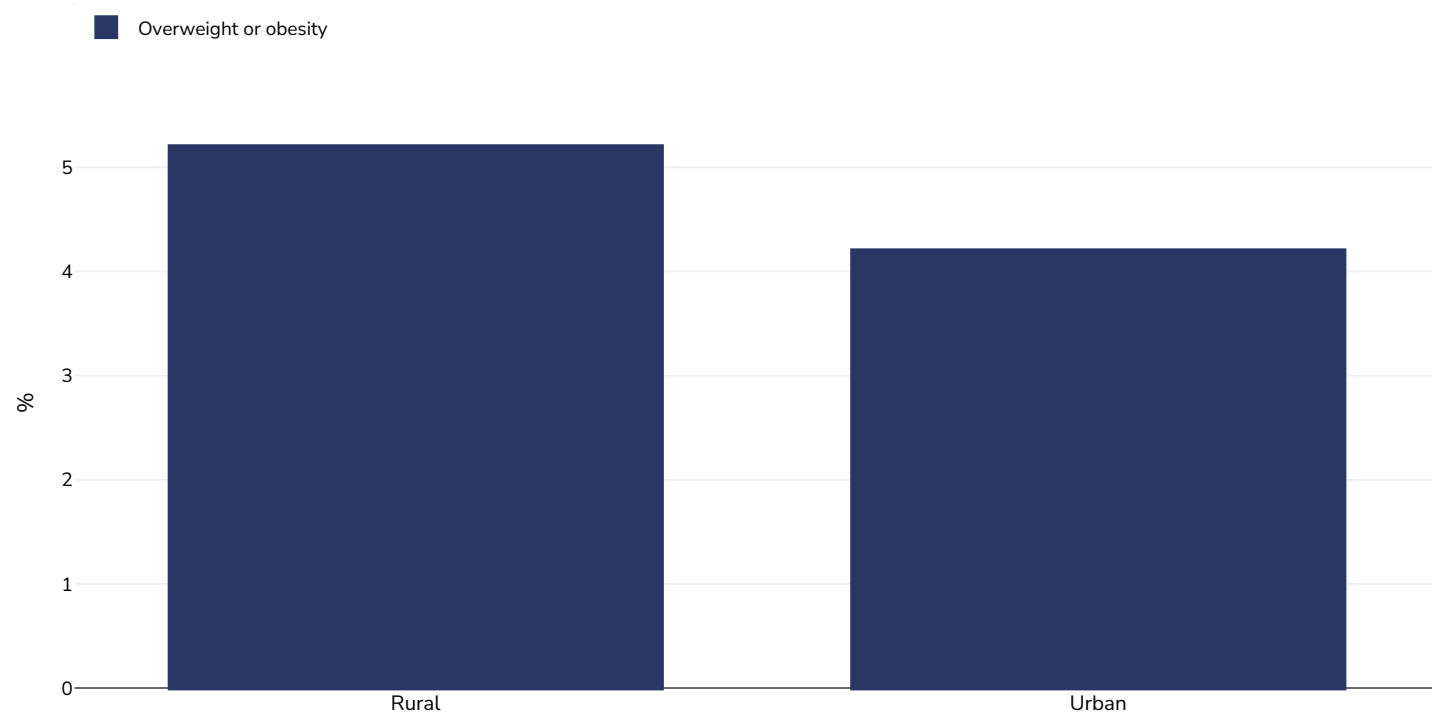
## Girls, 2014



Survey type:	Self-reported
Age:	13-17
Sample size:	3493
Area covered:	National
References:	World Health Organization. Global school-based student health survey (GSHS). Available from: <a href="https://www.who.int/ncds/surveillance/gshs/factsheets/en/">https://www.who.int/ncds/surveillance/gshs/factsheets/en/</a> . [Accessed 20 February 2019].
Notes:	WHO cut-offs used and based on Self-reported data.
Cutoffs:	WHO



## 0-5 years, 2016-2017



**Sample size:** 2260

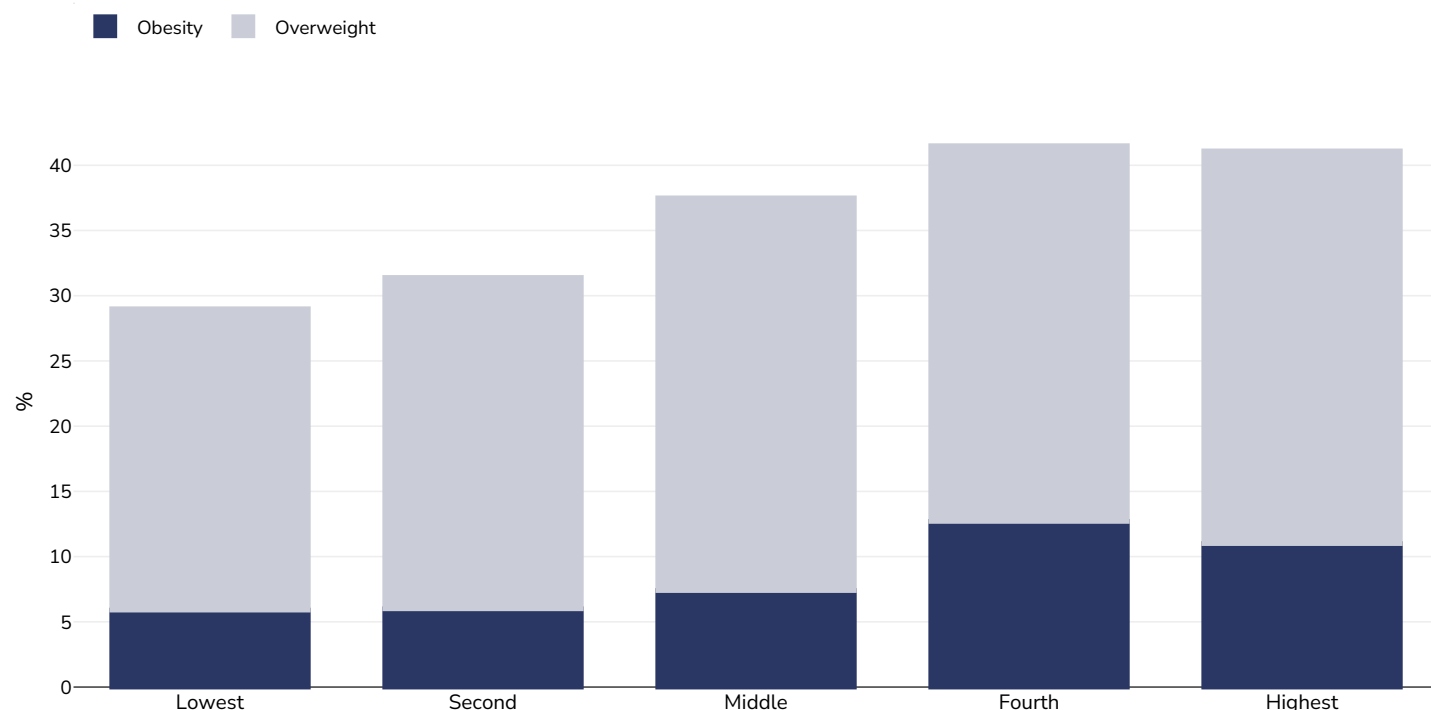
**References:** DHS: Maldives Demographic and Health Survey 2016-17. Malé, Maldives, and Rockville, Maryland, USA: MOH and ICF

**Notes:** UNICEF/WHO/World Bank Joint Child Malnutrition Estimates Expanded Database: Overweight (Survey Estimates), May 2023, New York.  
For more information about the methodology, please consult <https://data.unicef.org/resources/jme-2023-country-consultations/>  
Percentage of children under 5 years of age falling above 2 standard deviations (moderate and severe) from the median weight-for-height of the reference population.

**Definitions:** =>+2SD

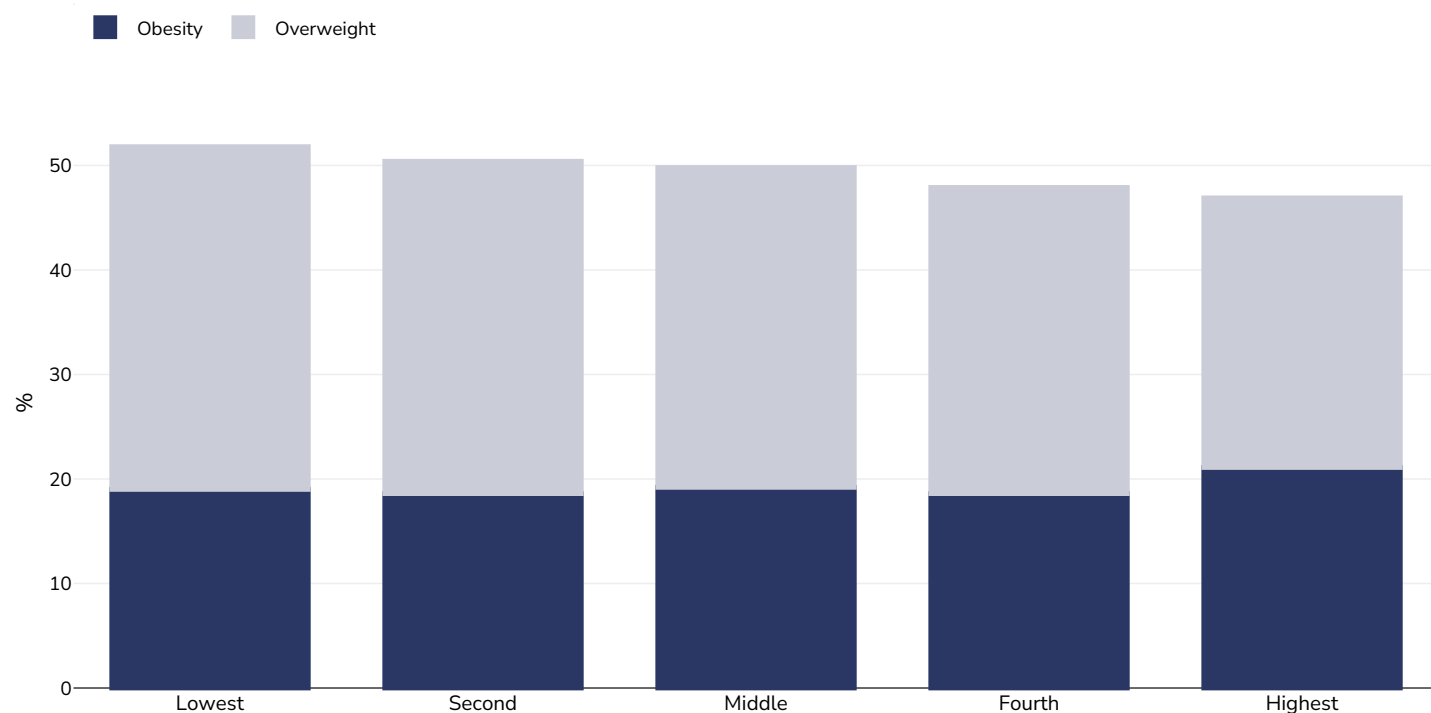
## Overweight/obesity by socio-economic group

### Men, 2017



Survey type:	Measured
Age:	15-49
Sample size:	10313
Area covered:	National
References:	Ministry of Health - MOH/Maldives and ICF. 2018. Maldives Demographic and Health Survey 2016-17. Malé, Maldives, and Rockville, Maryland, USA: MOH and ICF. <a href="https://www.dhsprogram.com/pubs/pdf/FR349/FR349.pdf">https://www.dhsprogram.com/pubs/pdf/FR349/FR349.pdf</a>
Notes:	Demographic Health Survey data includes ever married women aged 15-49 years only and may include males aged 15-59. <i>Unless otherwise noted, overweight refers to a BMI between 25kg and 29.9kg/m<sup>2</sup>, obesity refers to a BMI greater than 30kg/m<sup>2</sup>.</i>

## Women, 2017



Survey type: Measured

Age: 15-49

Sample size: 10313

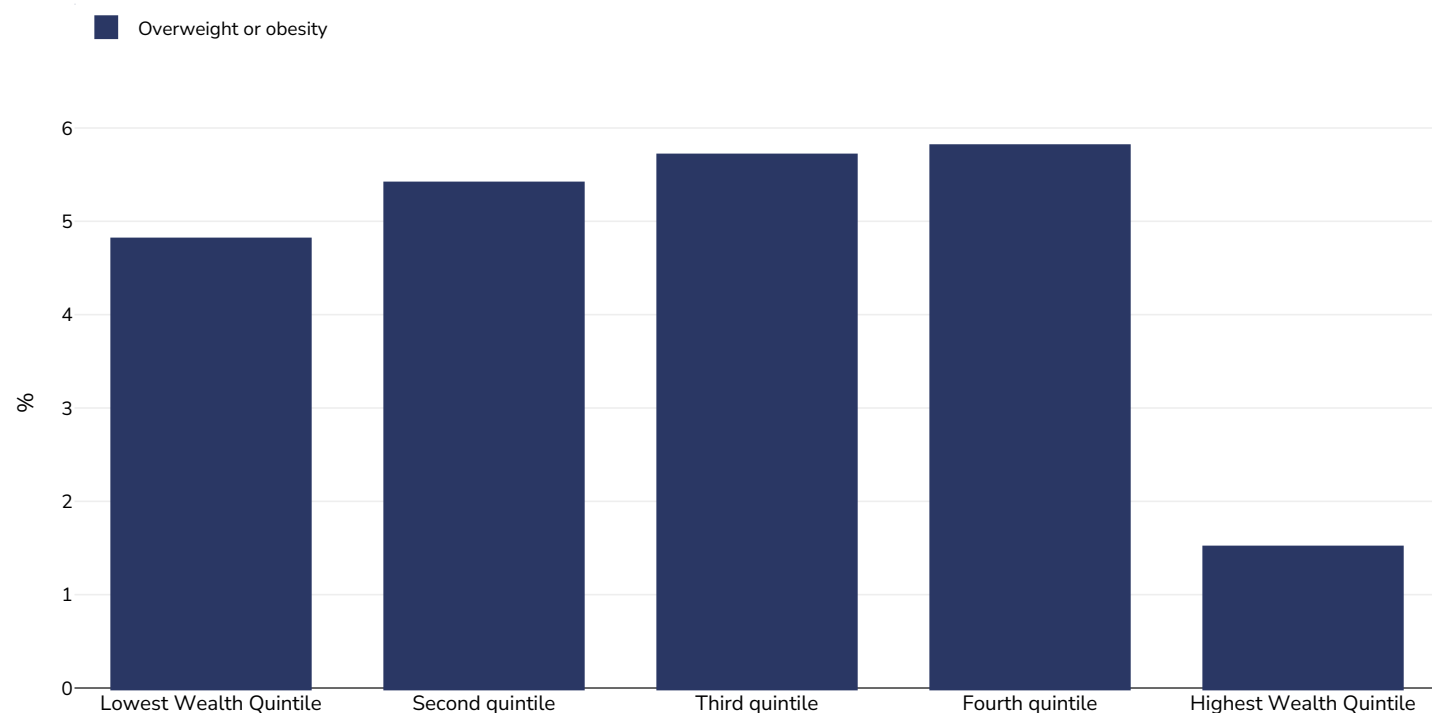
Area covered: National

References: Ministry of Health - MOH/Maldives and ICF. 2018. Maldives Demographic and Health Survey 2016-17. Malé, Maldives, and Rockville, Maryland, USA: MOH and ICF. <https://www.dhsprogram.com/pubs/pdf/FR349/FR349.pdf>

Notes: Demographic Health Survey data includes ever married women aged 15-49 years only and may include males aged 15-59.

Unless otherwise noted, overweight refers to a BMI between 25kg and 29.9kg/m<sup>2</sup>, obesity refers to a BMI greater than 30kg/m<sup>2</sup>.

## 0-5 years, 2016-2017



**Sample size:** 2260

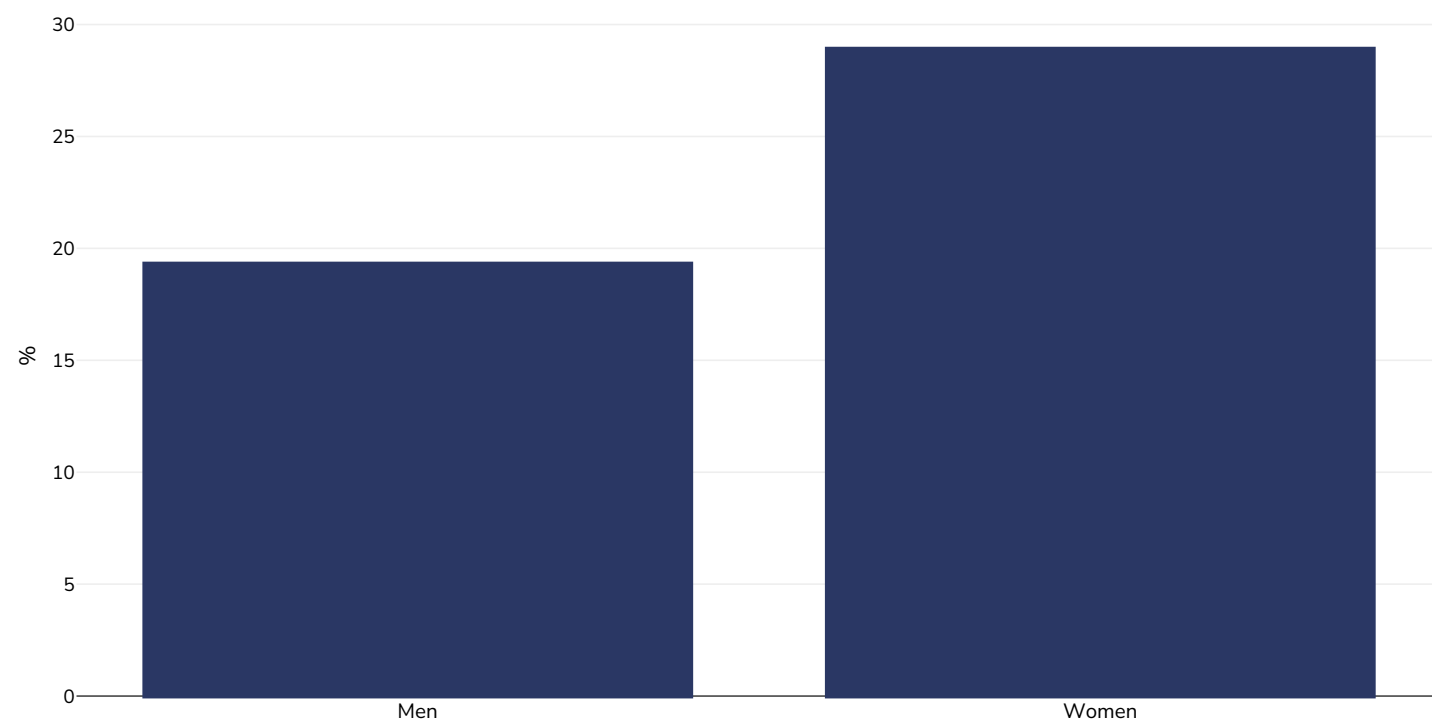
**References:** DHS: Maldives Demographic and Health Survey 2016-17. Malé, Maldives, and Rockville, Maryland, USA: MOH and ICF

**Notes:** UNICEF/WHO/World Bank Joint Child Malnutrition Estimates Expanded Database: Overweight (Survey Estimates), May 2023, New York.  
For more information about the methodology, please consult <https://data.unicef.org/resources/jme-2023-country-consultations/>  
Percentage of children under 5 years of age falling above 2 standard deviations (moderate and severe) from the median weight-for-height of the reference population.

**Definitions:** =>+2SD

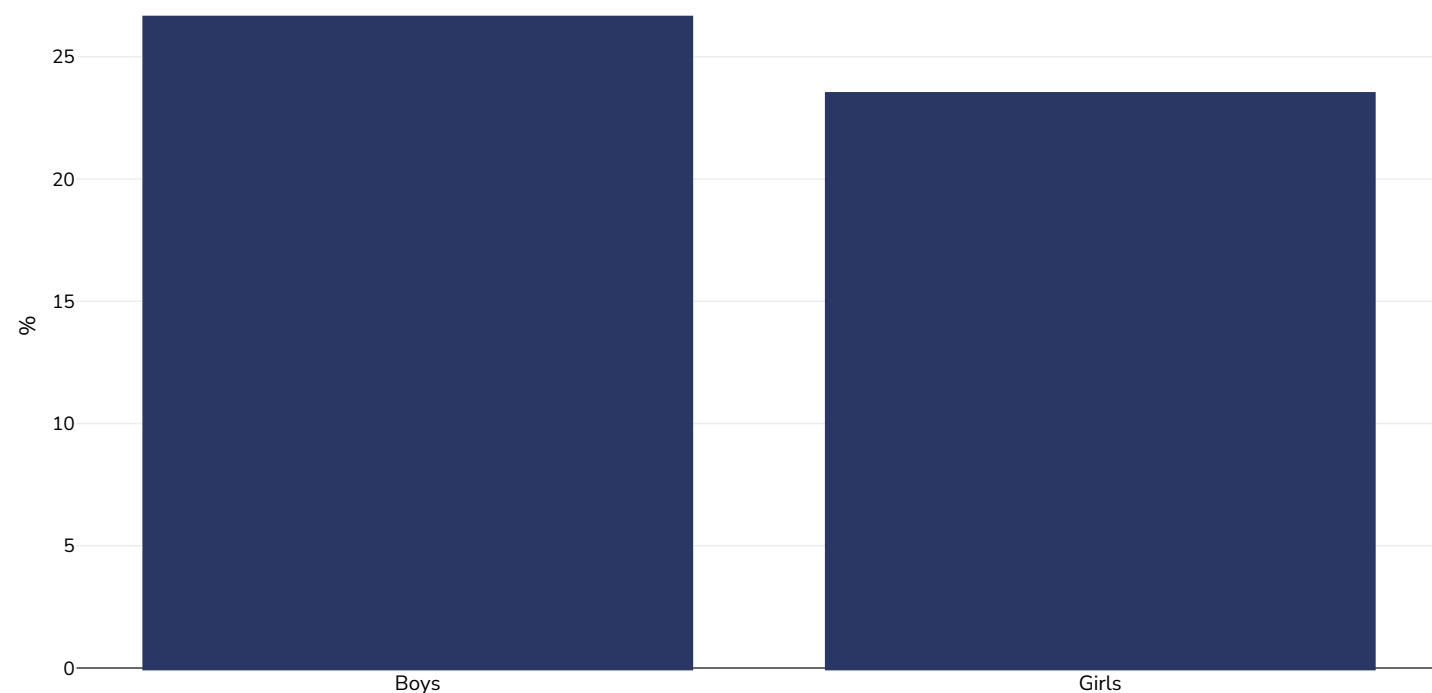
## Double burden of underweight & overweight

### Adults, 2022



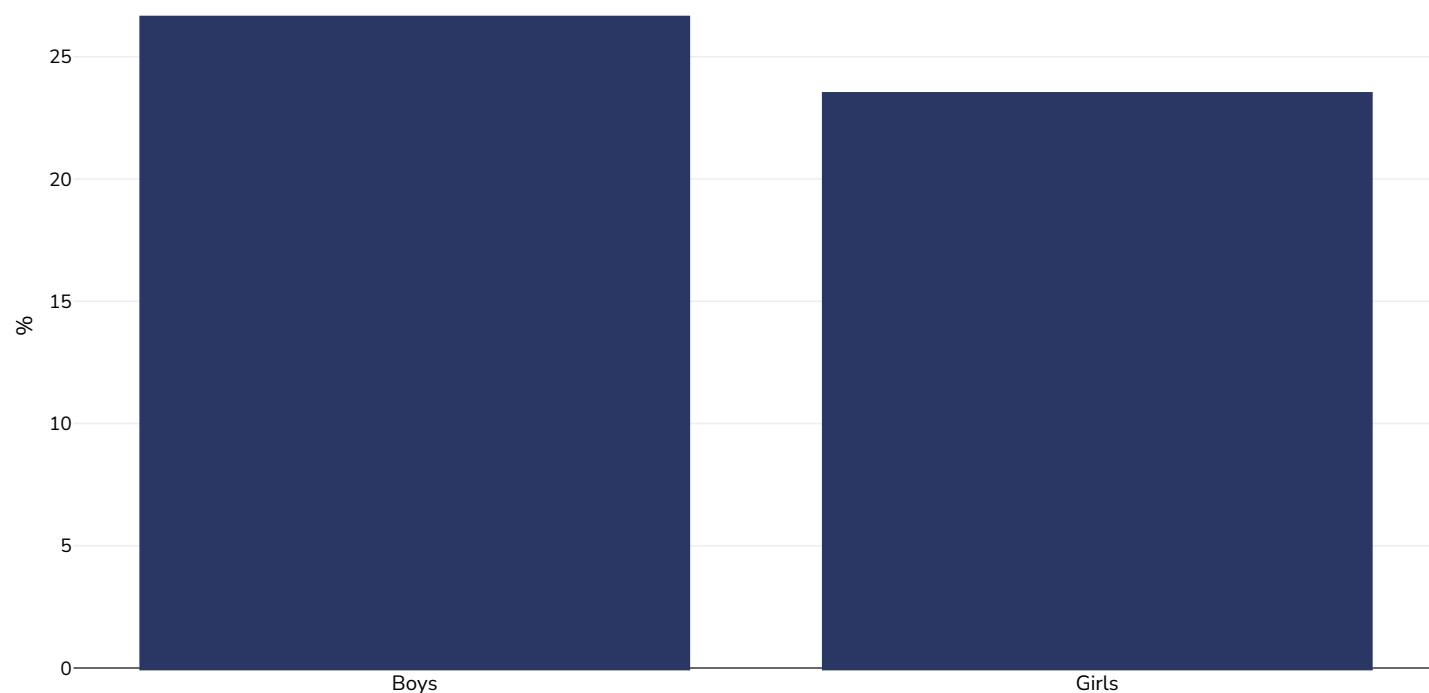
Survey type:	Measured
Age:	20+
References:	NCD Risk Factor Collaboration (NCD-RisC). Worldwide trends in underweight and obesity from 1990 to 2022: a pooled analysis of 3663 population representative studies with 222 million children, adolescents, and adults. Lancet 2024; published online Feb 29. <a href="https://doi.org/10.1016/S0140-6736(23)02750-2">https://doi.org/10.1016/S0140-6736(23)02750-2</a> .
Notes:	Age Standardised estimates
Definitions:	Combined prevalence of BMI<18.5 kg/m <sup>2</sup> and BMI≥30 kg/m <sup>2</sup> (double burden of underweight and obesity)

## Children, 2022



Survey type:	Measured
Age:	5-19
References:	NCD Risk Factor Collaboration (NCD-RisC). Worldwide trends in underweight and obesity from 1990 to 2022: a pooled analysis of 3663 population representative studies with 222 million children, adolescents, and adults. Lancet 2024; published online Feb 29. <a href="https://doi.org/10.1016/S0140-6736(23)02750-2">https://doi.org/10.1016/S0140-6736(23)02750-2</a> .
Notes:	Age standardised estimates
Definitions:	Combined prevalence of BMI < -2SD and BMI > 2SD (double burden of thinness and obesity)
Cutoffs:	BMI < -2SD and BMI > 2SD

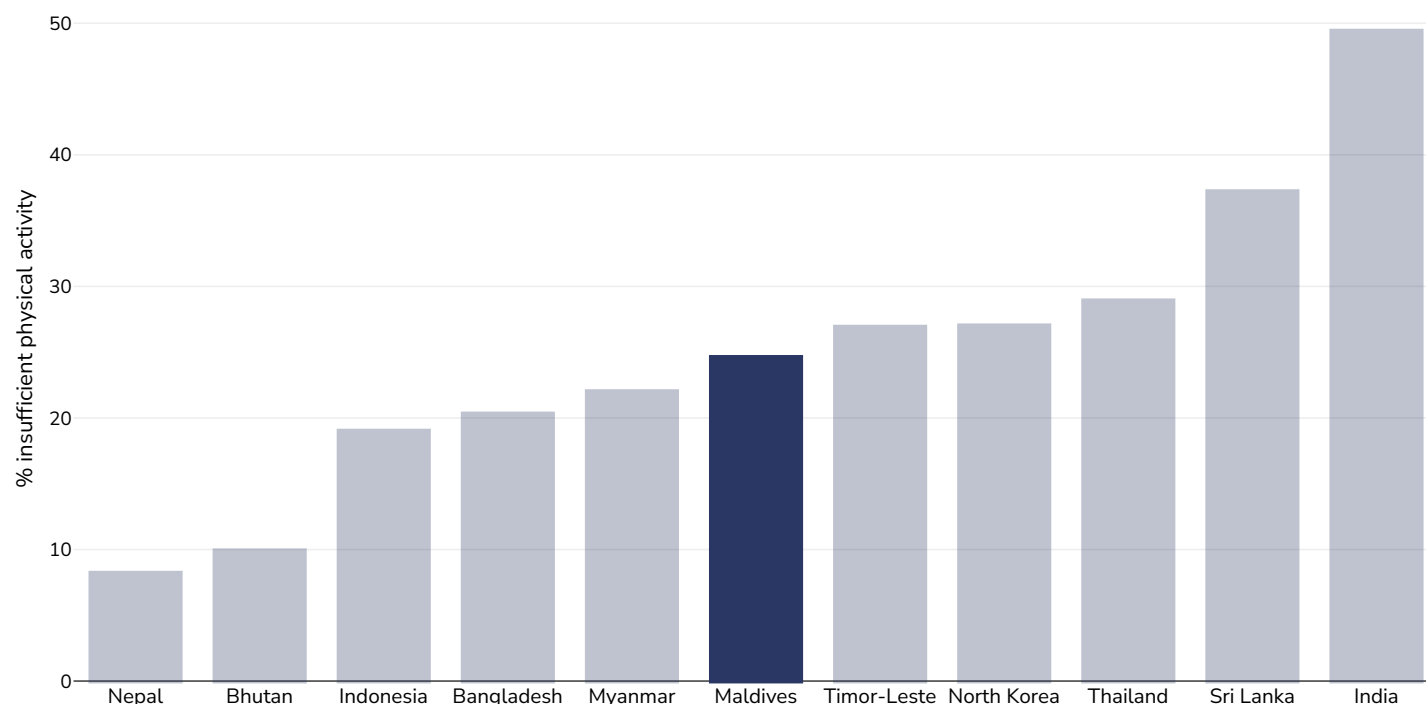
## 0-5 years, 2016-2017



Survey type:	Measured
Age:	0-5
References:	UNICEF data available at <a href="https://data.unicef.org/topic/nutrition/malnutrition/">https://data.unicef.org/topic/nutrition/malnutrition/</a> (last accessed 12.03.25)
Notes:	Children under 5 falling below -2 standard deviations from the median height for age and falling at or above +2 standard deviations from the median weight-for-height of the reference population

## Insufficient physical activity

### Adults, 2022



Survey type: Self-reported

Age: 18+

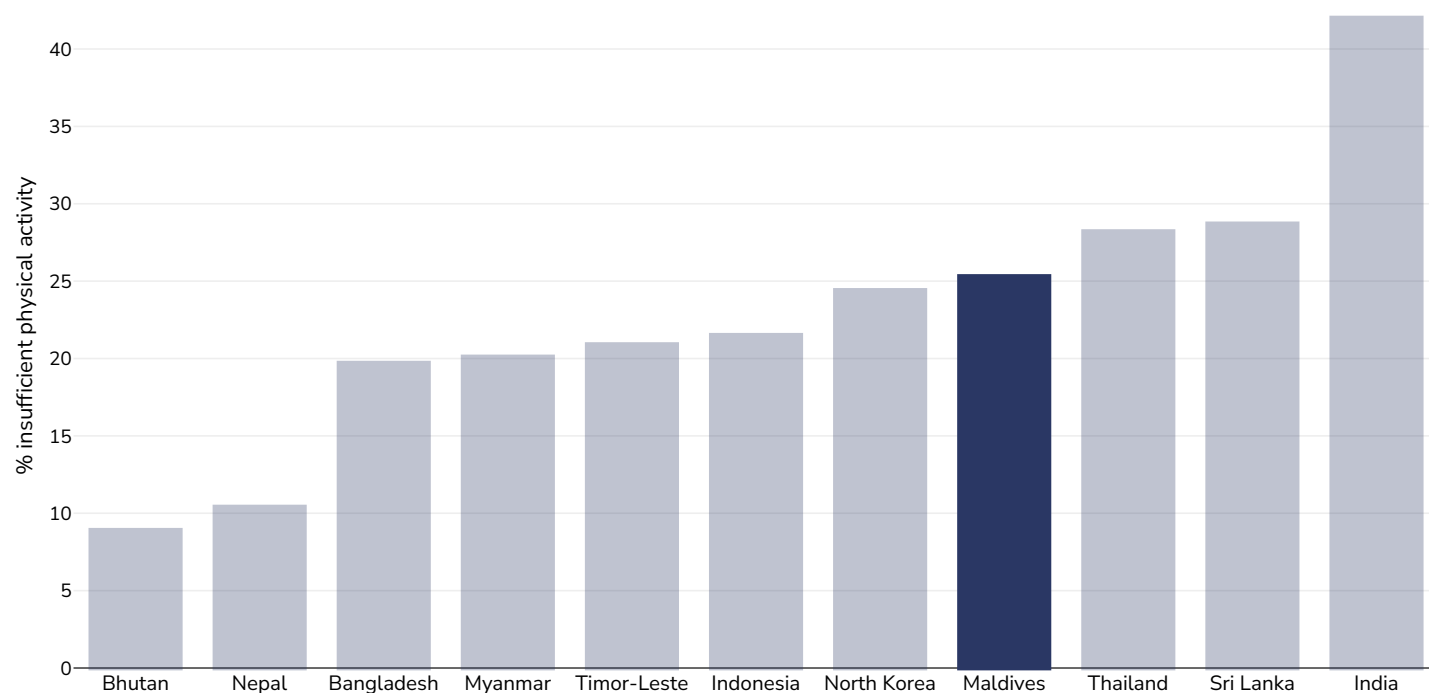
Area covered: National

References: WHO (2024). Prevalence of insufficient physical activity among adults aged 18-years age-standardized estimate in 2022. Available at [https://www.who.int/data/gho/data/indicators/indicator-details/GHO/prevalence-of-insufficient-physical-activity-among-adults-aged-18-years-\(age-standardized-estimate\)-\(-\)](https://www.who.int/data/gho/data/indicators/indicator-details/GHO/prevalence-of-insufficient-physical-activity-among-adults-aged-18-years-(age-standardized-estimate)-(-))

Definitions: Percent of population attaining less than 150 minutes of moderate-intensity physical activity per week, or less than 75 minutes of vigorous-intensity physical activity per week, or equivalent.



## Men, 2022



**Survey type:** Self-reported

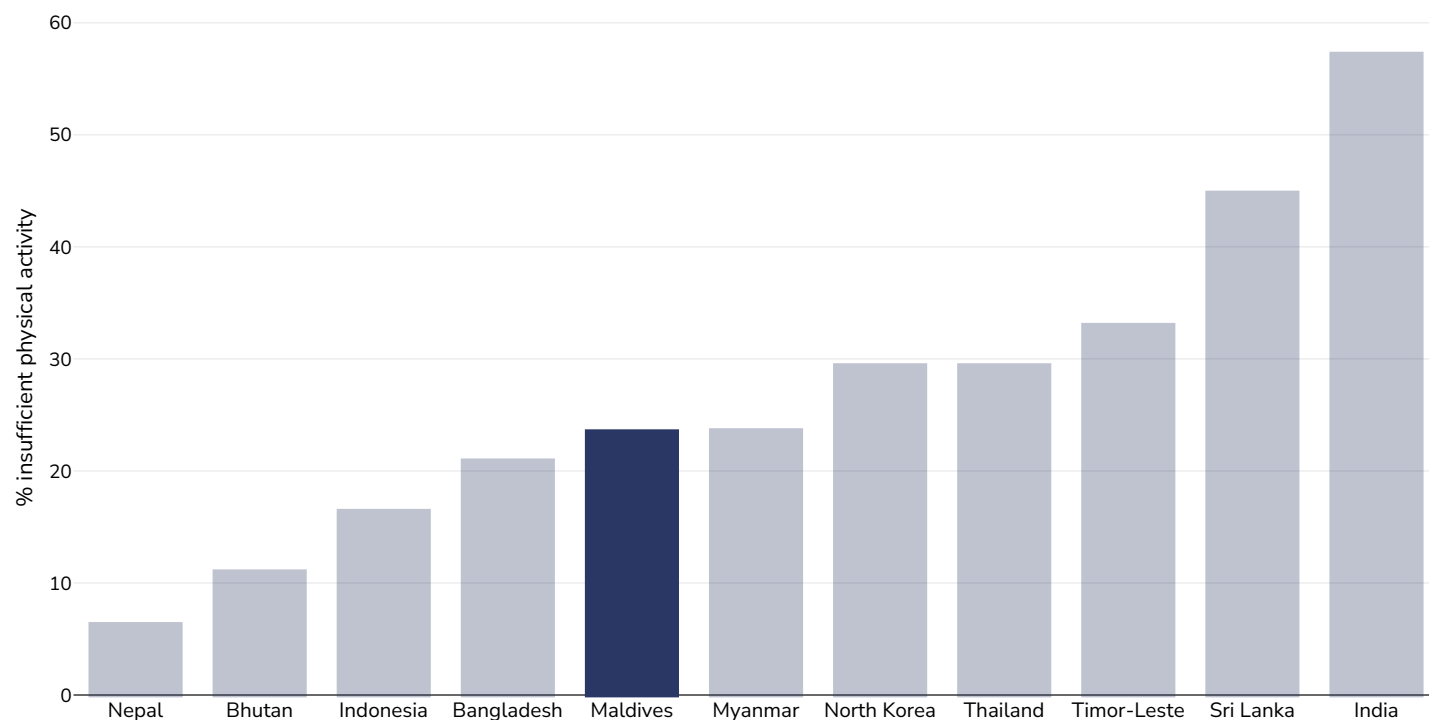
**Age:** 18+

**Area covered:** National

**References:** WHO (2024). Prevalence of insufficient physical activity among adults aged 18-years age-standardized estimate in 2022. Available at [https://www.who.int/data/gho/data/indicators/indicator-details/GHO/prevalence-of-insufficient-physical-activity-among-adults-aged-18-years-\(age-standardized-estimate\)-\(-\)](https://www.who.int/data/gho/data/indicators/indicator-details/GHO/prevalence-of-insufficient-physical-activity-among-adults-aged-18-years-(age-standardized-estimate)-(-))

**Definitions:** Percent of population attaining less than 150 minutes of moderate-intensity physical activity per week, or less than 75 minutes of vigorous-intensity physical activity per week, or equivalent.

## Women, 2022



**Survey type:** Self-reported

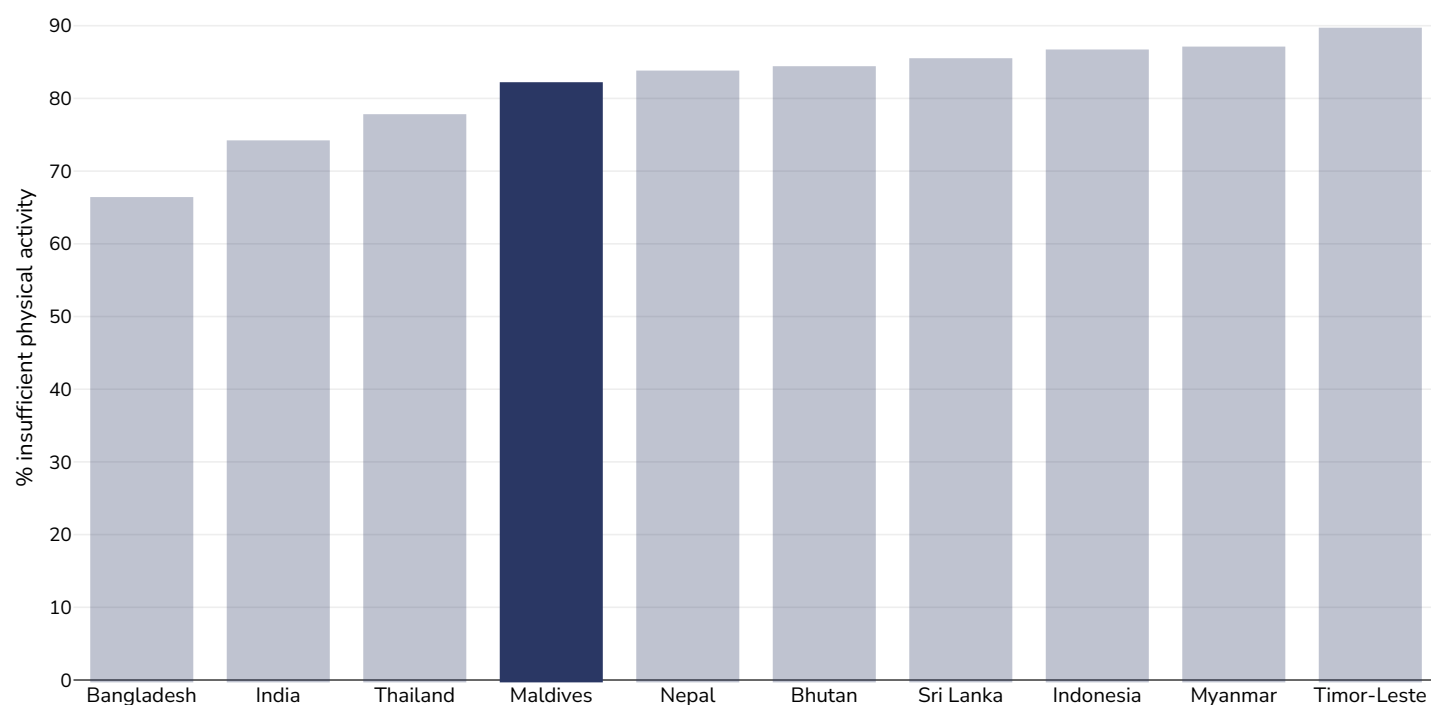
**Age:** 18+

**Area covered:** National

**References:** WHO (2024). Prevalence of insufficient physical activity among adults aged 18-years age-standardized estimate in 2022. Available at [https://www.who.int/data/gho/data/indicators/indicator-details/GHO/prevalence-of-insufficient-physical-activity-among-adults-aged-18-years-\(age-standardized-estimate\)-\(-\)](https://www.who.int/data/gho/data/indicators/indicator-details/GHO/prevalence-of-insufficient-physical-activity-among-adults-aged-18-years-(age-standardized-estimate)-(-))

**Definitions:** Percent of population attaining less than 150 minutes of moderate-intensity physical activity per week, or less than 75 minutes of vigorous-intensity physical activity per week, or equivalent.

## Children, 2016



Survey type:

Self-reported

Age:

11-17

References:

Global Health Observatory data repository, World Health Organisation, <https://apps.who.int/gho/data/node.main.A893ADO?lang=en>  
(last accessed 16.03.21)

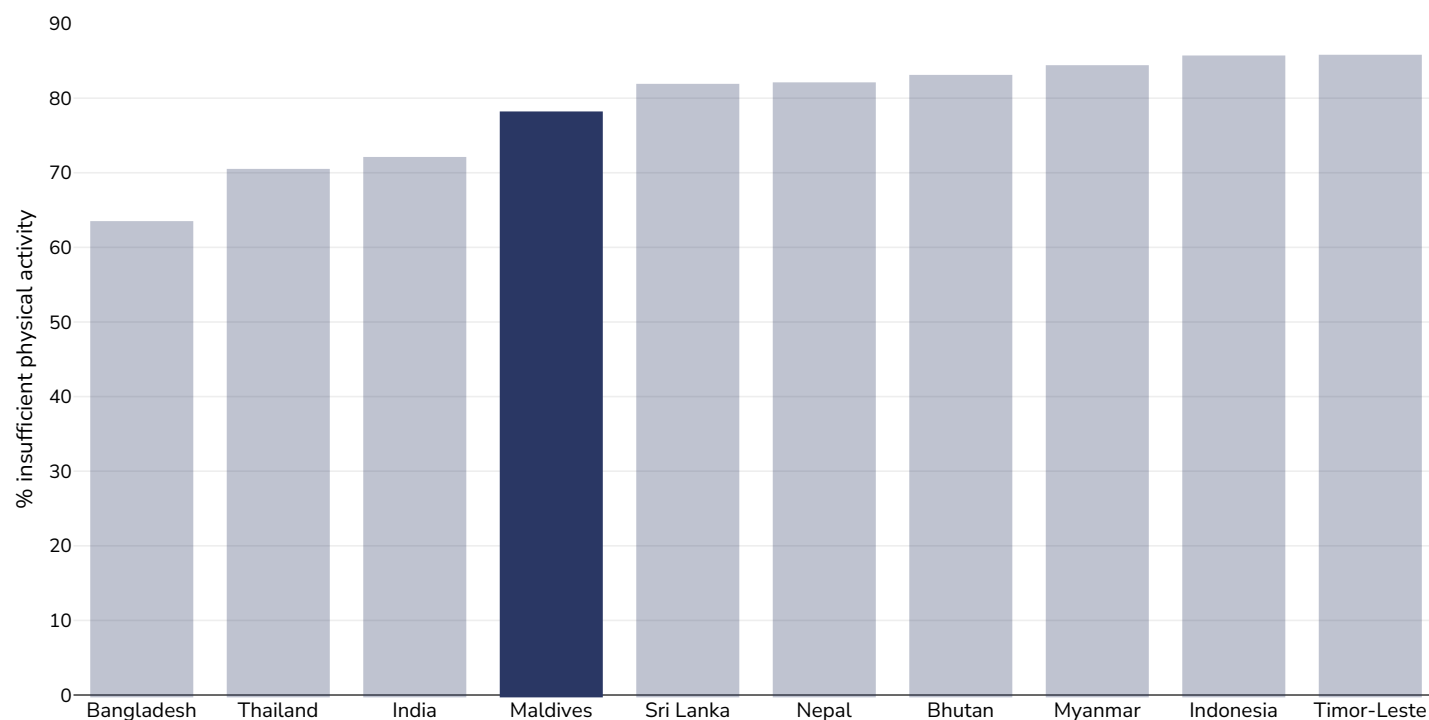
Notes:

% of school going adolescents not meeting WHO recommendations on Physical Activity for Health, i.e. doing less than 60 minutes of moderate- to vigorous-intensity physical activity daily.

Definitions:

% Adolescents insufficiently active (age standardised estimate)

## Boys, 2016



Survey type: Self-reported

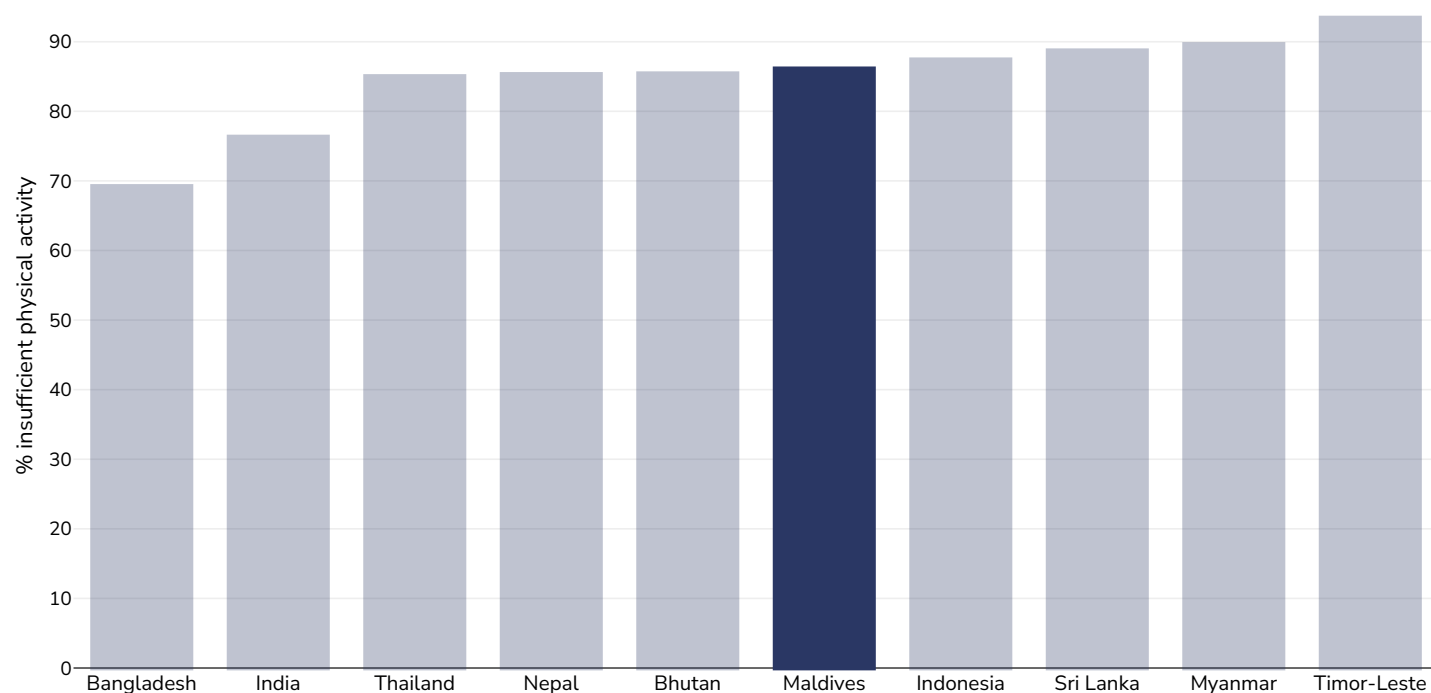
Age: 11-17

References: Global Health Observatory data repository, World Health Organisation, <https://apps.who.int/gho/data/node.main.A893ADO?lang=en>  
(last accessed 16.03.21)

Notes: % of school going adolescents not meeting WHO recommendations on Physical Activity for Health, i.e. doing less than 60 minutes of moderate- to vigorous-intensity physical activity daily.

Definitions: % Adolescents insufficiently active (age standardised estimate)

## Girls, 2016



Survey type: Self-reported

Age: 11-17

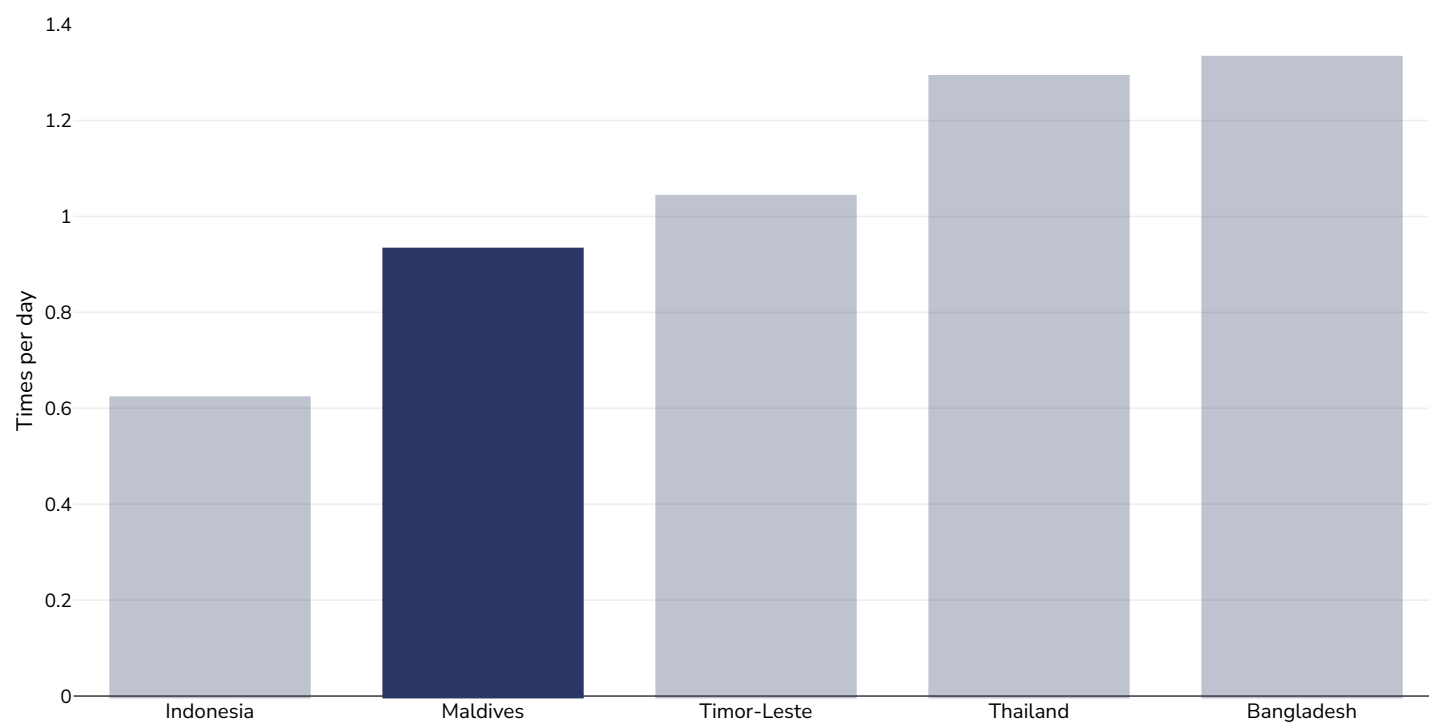
References: Global Health Observatory data repository, World Health Organisation, <https://apps.who.int/gho/data/node.main.A893ADO?lang=en>  
(last accessed 16.03.21)

Notes: % of school going adolescents not meeting WHO recommendations on Physical Activity for Health, i.e. doing less than 60 minutes of moderate- to vigorous-intensity physical activity daily.

Definitions: % Adolescents insufficiently active (age standardised estimate)

## Average daily frequency of carbonated soft drink consumption

### Children, 2014-2015



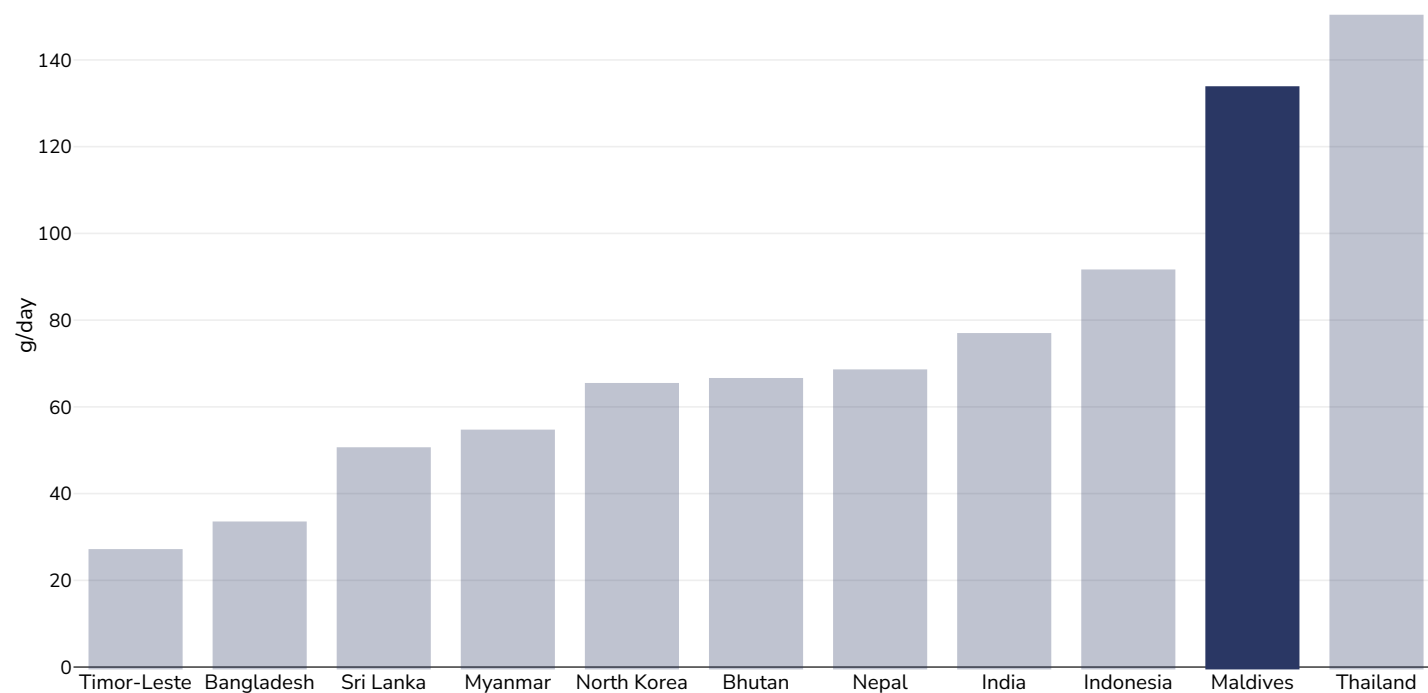
Survey type: Measured

Age: 12-17

References: Beal et al. (2019). Global Patterns of Adolescent Fruit, Vegetable, Carbonated Soft Drink, and Fast-food consumption: A meta-analysis of global school-based student health surveys. Food and Nutrition Bulletin. <https://doi.org/10.1177/0379572119848287> sourced from Food Systems Dashboard <http://www.foodsystemsdashboard.org/food-system>

## Estimated per capita fruit intake

Adults, 2017



Survey type: Measured

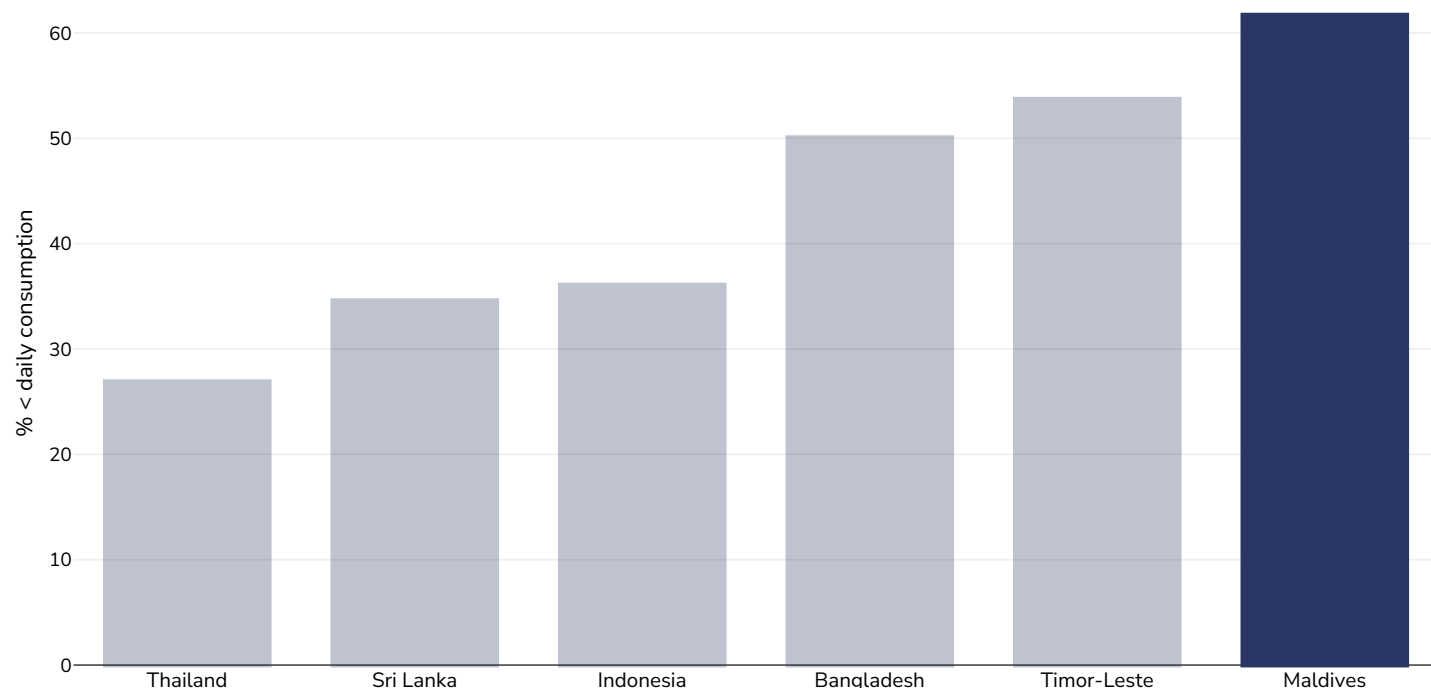
Age: 25+

References: Global Burden of Disease, the Institute for Health Metrics and Evaluation <http://ghdx.healthdata.org/>

Definitions: Estimated per-capita fruit intake (g/day)

## Prevalence of less than daily fruit consumption

### Children, 2008-2015



Survey type: Measured

Age: 12-17

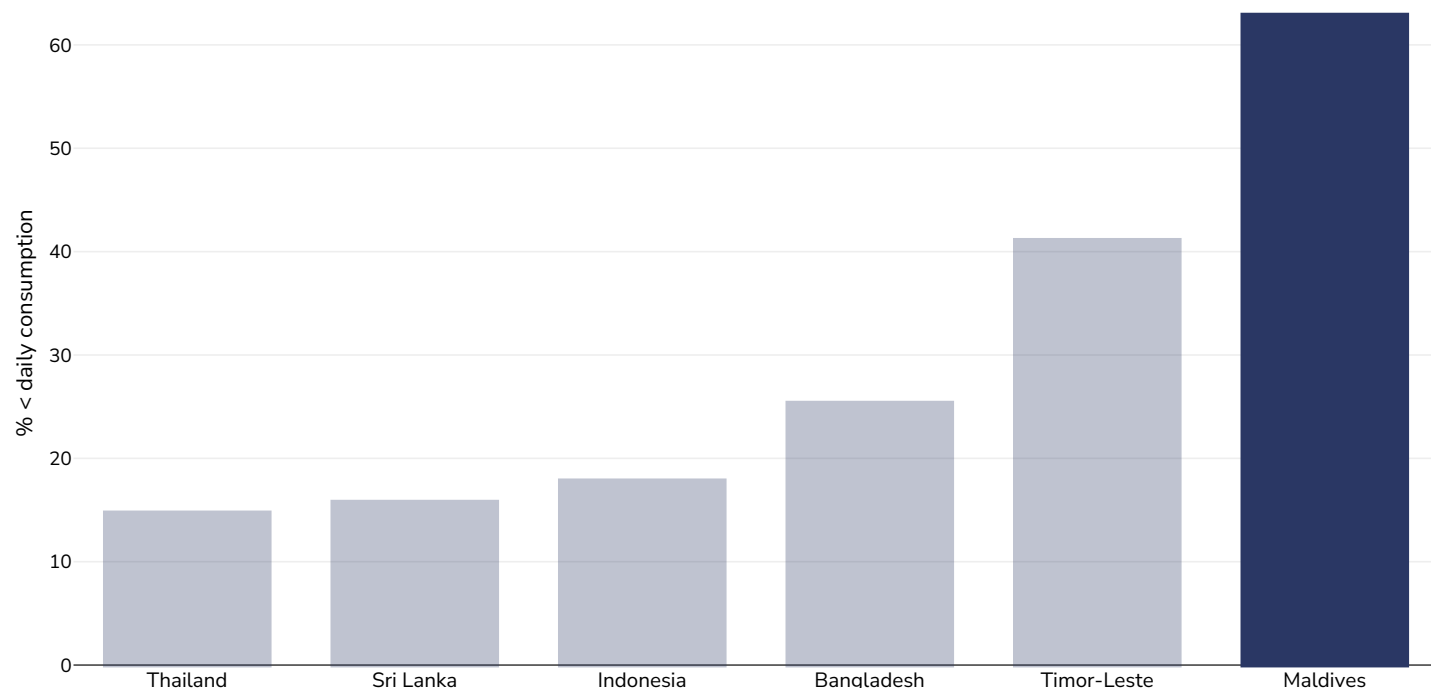
References: Global School-based Student Health Surveys. Beal et al (2019). Global Patterns of Adolescent Fruit, Vegetable, Carbonated Soft Drink, and Fast-food consumption: A meta-analysis of global school-based student health surveys. Food and Nutrition Bulletin. <https://doi.org/10.1177/0379572119848287>. Sourced from Food Systems Dashboard <http://www.foodsystemsdashboard.org/food-system>

Definitions: Prevalence of less-than-daily fruit consumption (% less-than-daily fruit consumption)



## Prevalence of less than daily vegetable consumption

Children, 2008-2015



Survey type: Measured

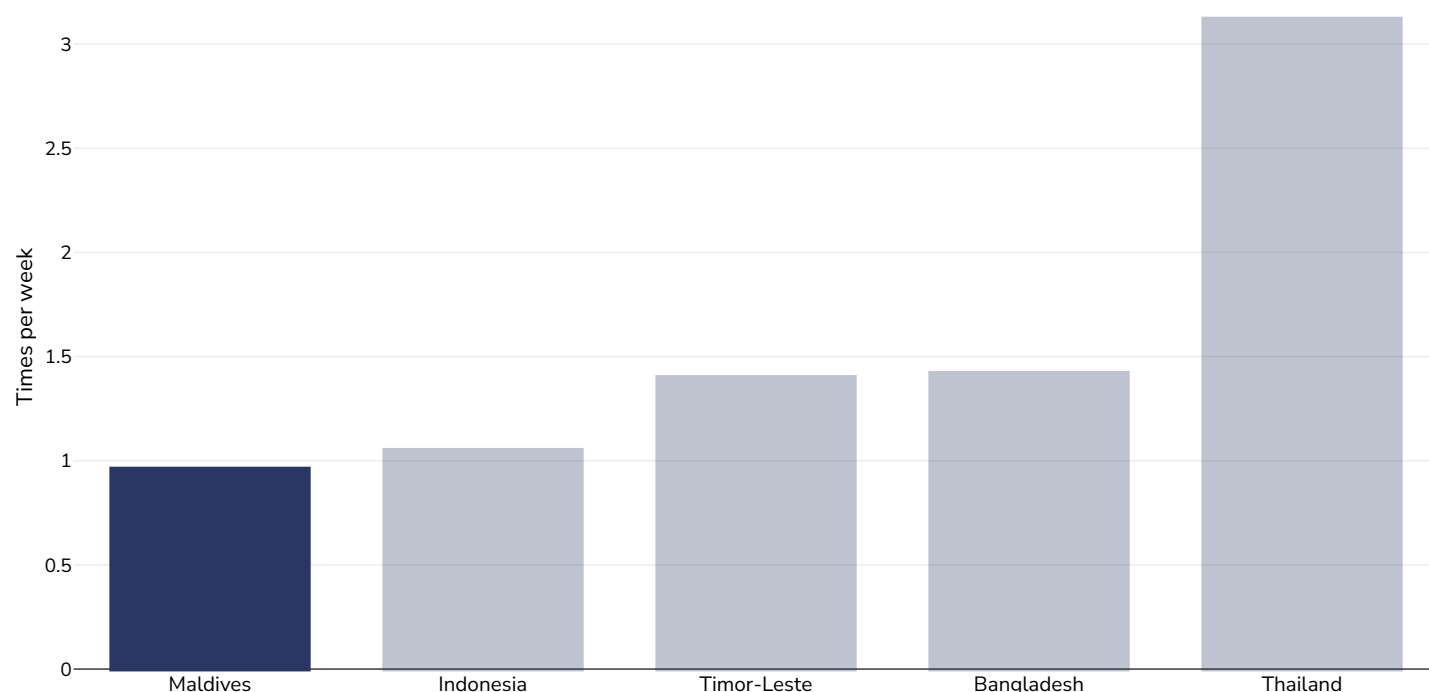
Age: 12-17

References: Beal et al. (2019). Global Patterns of Adolescent Fruit, Vegetable, Carbonated Soft Drink, and Fast-food consumption: A meta-analysis of global school-based student health surveys. Food and Nutrition Bulletin. <https://doi.org/10.1177/0379572119848287> sourced from Food Systems Dashboard <http://www.foodsystemsdashboard.org/food-system>

Definitions: Prevalence of less-than-daily vegetable consumption (% less-than-daily vegetable consumption)

## Average weekly frequency of fast food consumption

### Children, 2014-2015



Age:

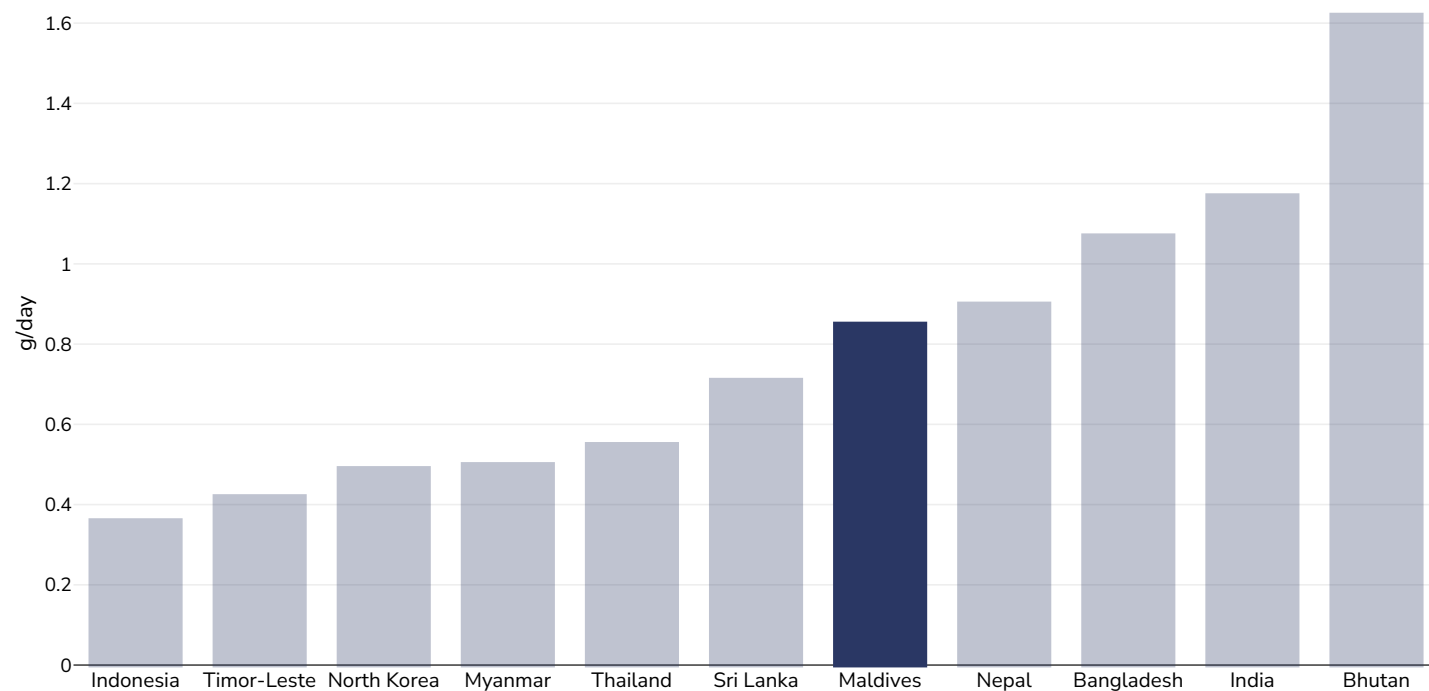
12-17

**References:**

Beal et al. (2019). Global Patterns of Adolescent Fruit, Vegetable, Carbonated Soft Drink, and Fast-food consumption: A meta-analysis of global school-based student health surveys. Food and Nutrition Bulletin. <https://doi.org/10.1177/0379572119848287> sourced from Food Systems Dashboard <http://www.foodsystemsdashboard.org/food-system>

## Estimated per-capita processed meat intake

Adults, 2017



Survey type: Measured

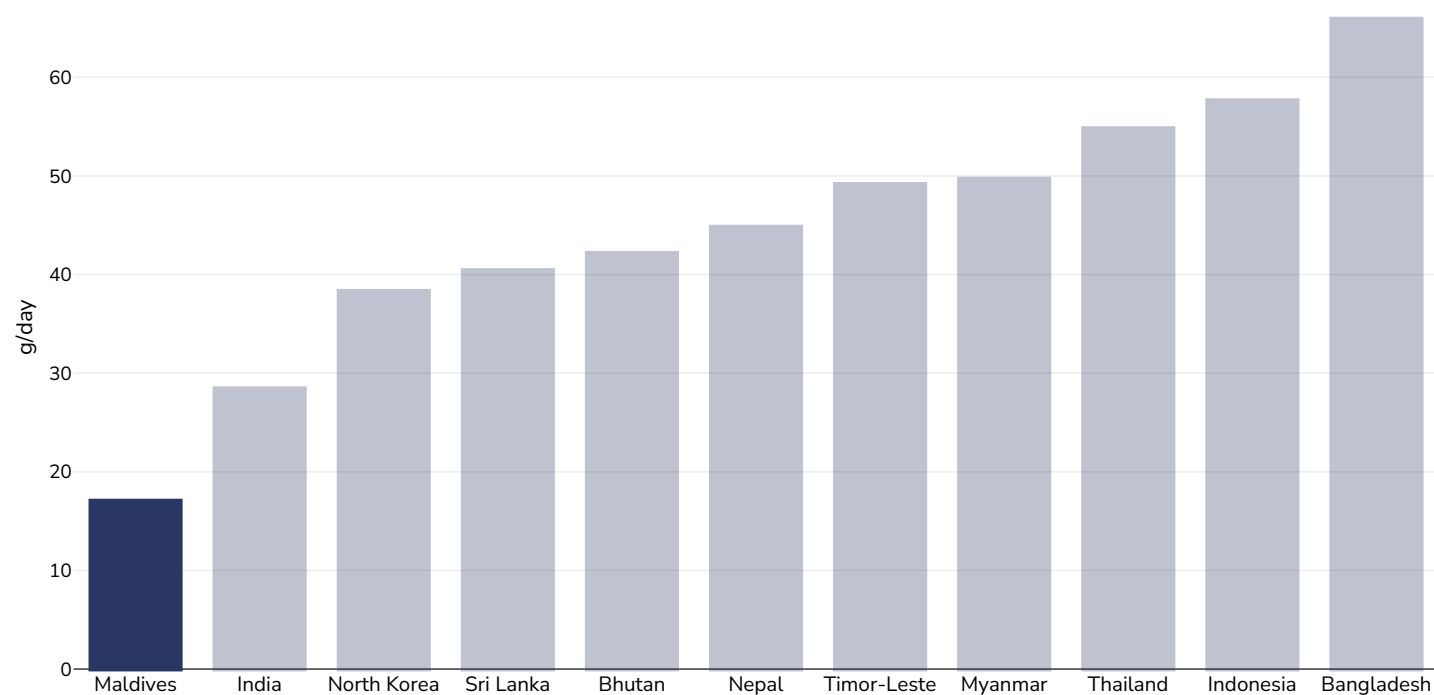
Age: 25+

References: Global Burden of Disease, the Institute for Health Metrics and Evaluation <http://ghdx.healthdata.org/>

Definitions: Estimated per-capita processed meat intake (g per day)

## Estimated per capita whole grains intake

Adults, 2017



Survey type: Measured


Age: 25+

References: Global Burden of Disease, the Institute for Health Metrics and Evaluation <http://ghdx.healthdata.org/>

Definitions: Estimated per-capita whole grains intake (g/day)


## Mental health - depression disorders

### Adults, 2021



Age:	20+
Area covered:	National
References:	Institute for Health Metrics and Evaluation (IHME). GBD Compare Data Visualization. Global Burden of Disease (GBD) Study 2021. Seattle, WA: IHME, University of Washington, 2023. Available from <a href="http://vizhub.healthdata.org/gbd-compare">http://vizhub.healthdata.org/gbd-compare</a> . (Last accessed 23.04.25)
Definitions:	Number living with depression per 100,000 population (adults 20+ years)

## Men, 2021




Age: 20+

Area covered: National

References: Institute for Health Metrics and Evaluation (IHME). GBD Compare Data Visualization. Global Burden of Disease (GBD) Study 2021. Seattle, WA: IHME, University of Washington, 2023. Available from <http://vizhub.healthdata.org/gbd-compare>. (Last accessed 23.04.25)

Definitions: Number living with depression per 100,000 population (adults 20+ years)

## Women, 2021



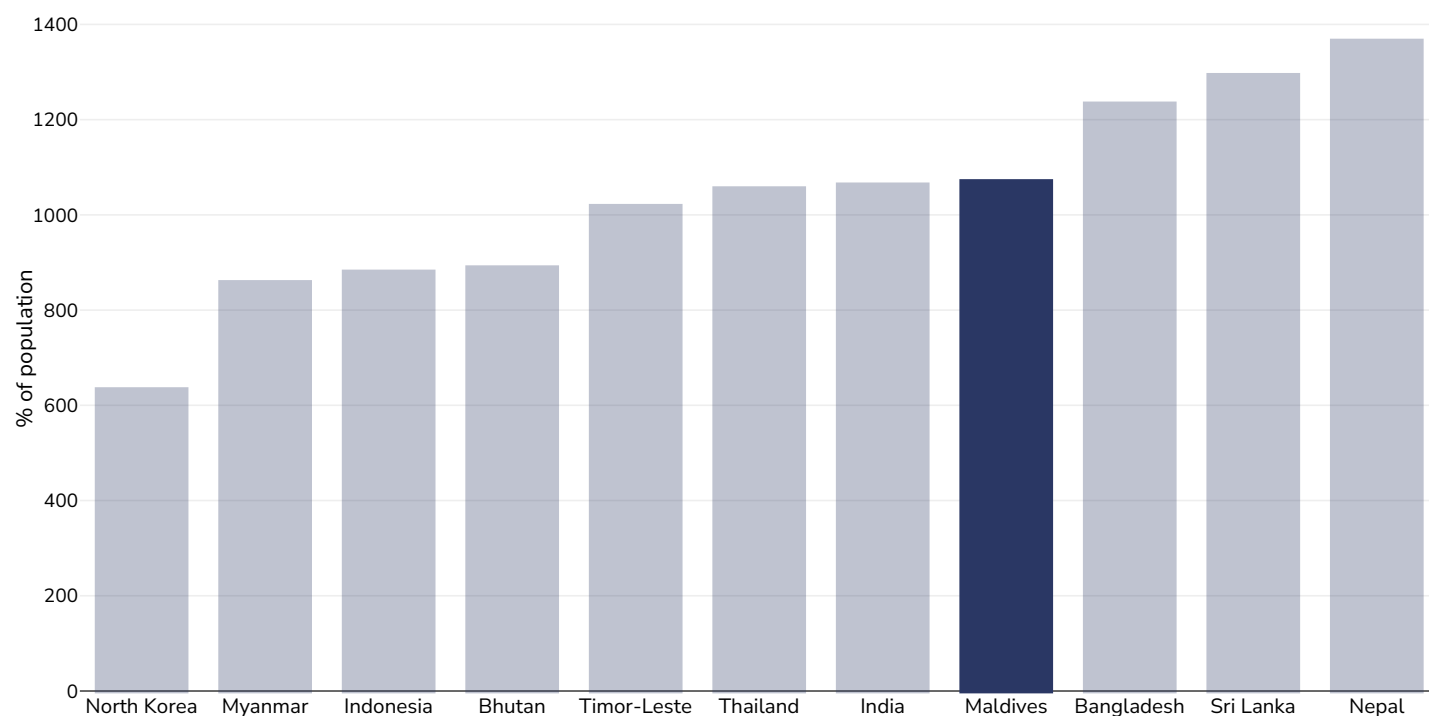
Age: 20+

Area covered: National

References: Institute for Health Metrics and Evaluation (IHME). GBD Compare Data Visualization. Global Burden of Disease (GBD) Study 2021. Seattle, WA: IHME, University of Washington, 2023. Available from <http://vizhub.healthdata.org/gbd-compare>. (Last accessed 23.04.25)

Definitions: Number living with depression per 100,000 population (adults 20+ years)

## Children, 2021



Area covered:

National

**References:**

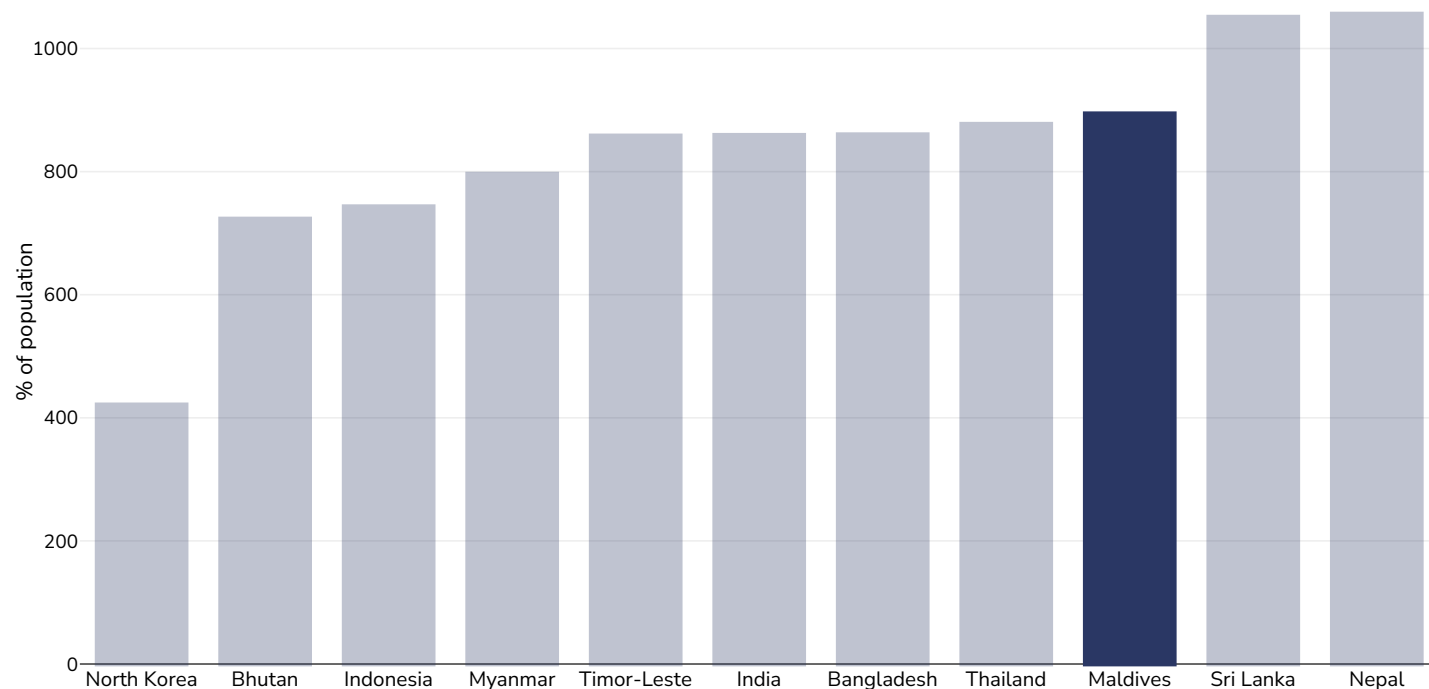
Institute for Health Metrics and Evaluation (IHME). GBD Compare Data Visualization. Global Burden of Disease (GBD) Study 2021. Seattle, WA: IHME, University of Washington, 2023. Available from <http://vizhub.healthdata.org/gbd-compare>. (Last accessed 23.04.25)

**Definitions:**

Number living with depressive disorder per 100,000 population (Under 20 years of age)



## Boys, 2021



Area covered:

National

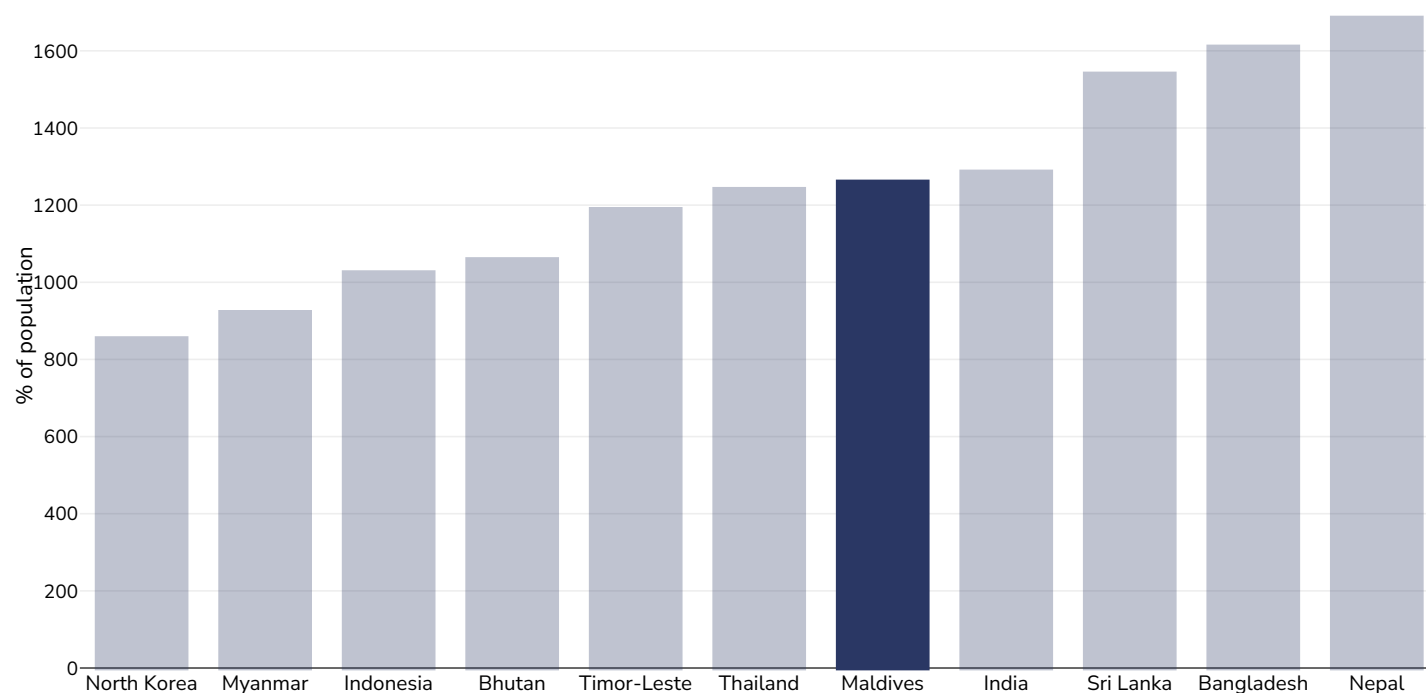
References:

Institute for Health Metrics and Evaluation (IHME). GBD Compare Data Visualization. Global Burden of Disease (GBD) Study 2021. Seattle, WA: IHME, University of Washington, 2023. Available from <http://vizhub.healthdata.org/gbd-compare>. (Last accessed 23.04.25)

Definitions:

Number living with depressive disorder per 100,000 population (Under 20 years of age)

## Girls, 2021



**Area covered:**

National

**References:**


Institute for Health Metrics and Evaluation (IHME). GBD Compare Data Visualization. Global Burden of Disease (GBD) Study 2021. Seattle, WA: IHME, University of Washington, 2023. Available from <http://vizhub.healthdata.org/gbd-compare>. (Last accessed 23.04.25)

**Definitions:**

Number living with depressive disorder per 100,000 population (Under 20 years of age)

## Mental health - anxiety disorders

## Adults, 2021




Age: 20+

References: Institute for Health Metrics and Evaluation (IHME). GBD Compare Data Visualization. Global Burden of Disease (GBD) Study 2021. Seattle, WA: IHME, University of Washington, 2023. Available from <http://vizhub.healthdata.org/gbd-compare>. (Last accessed 23.04.25).

Definitions: Number living with anxiety per 100,000 population

## Men, 2021




Age: 20+

**References:** Institute for Health Metrics and Evaluation (IHME). GBD Compare Data Visualization. Global Burden of Disease (GBD) Study 2021. Seattle, WA: IHME, University of Washington, 2023. Available from <http://vizhub.healthdata.org/gbd-compare>. (Last accessed 23.04.25).

**Definitions:** Number living with anxiety per 100,000 population

## Women, 2021

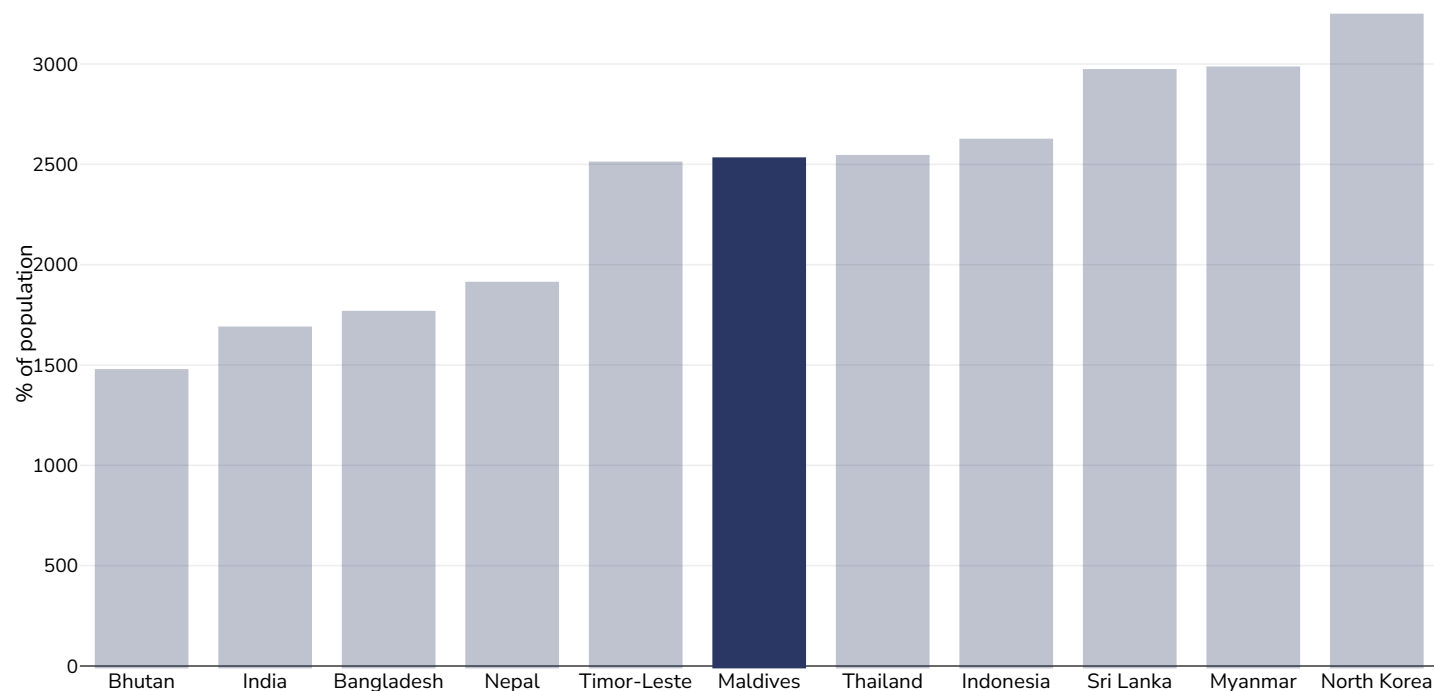


Age: 20+

References: Institute for Health Metrics and Evaluation (IHME). GBD Compare Data Visualization. Global Burden of Disease (GBD) Study 2021. Seattle, WA: IHME, University of Washington, 2023. Available from <http://vizhub.healthdata.org/gbd-compare>. (Last accessed 23.04.25).

Definitions: Number living with anxiety per 100,000 population

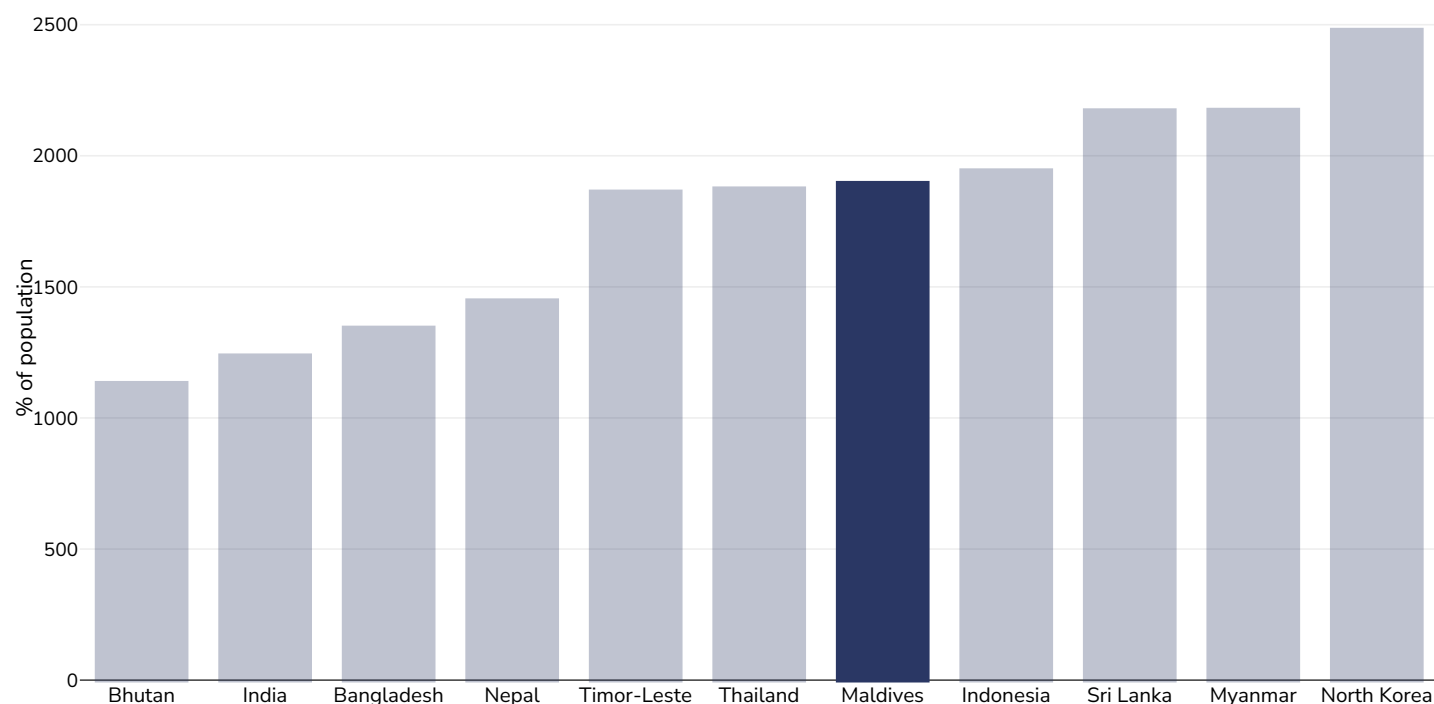
## Children, 2021



### References:

Institute for Health Metrics and Evaluation (IHME). GBD Compare Data Visualization. Global Burden of Disease (GBD) Study 2021. Seattle, WA: IHME, University of Washington, 2023. Available from <http://vizhub.healthdata.org/gbd-compare>. (Last accessed 23.04.25)

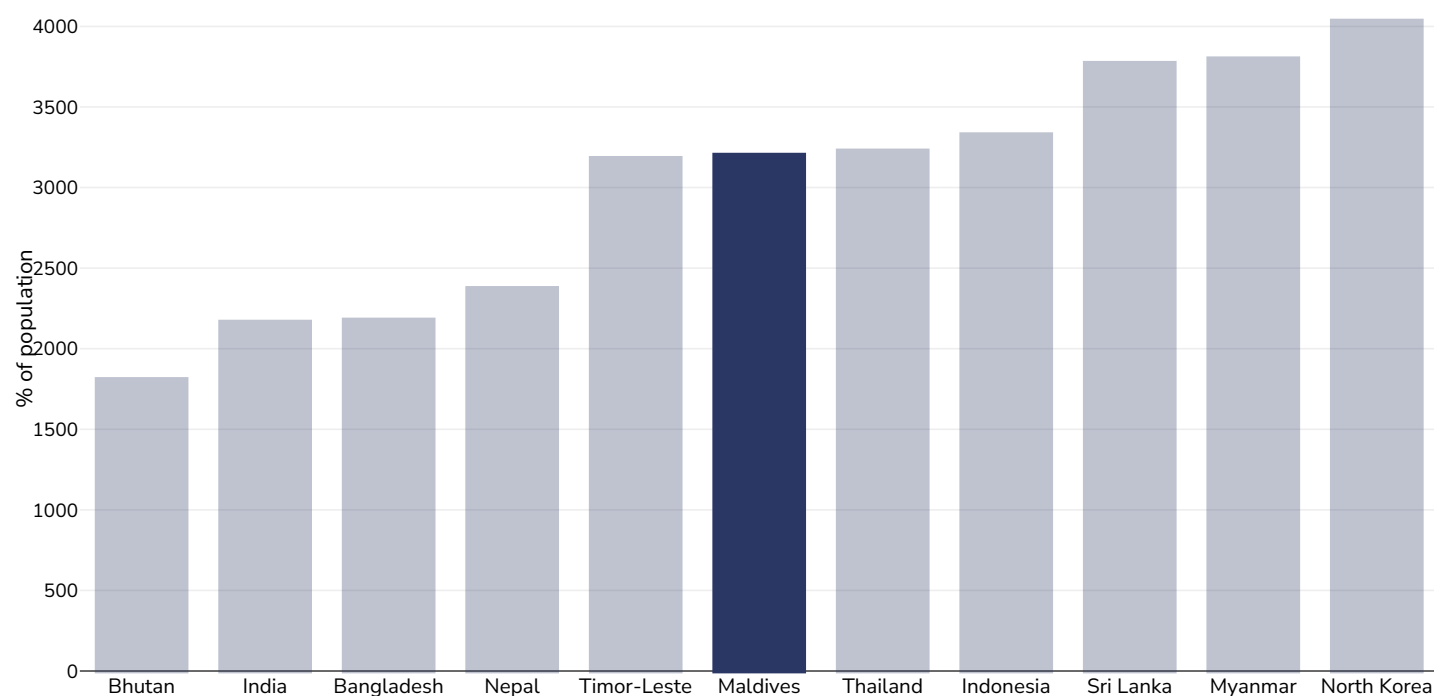
## Boys, 2021



### References:

Institute for Health Metrics and Evaluation (IHME). GBD Compare Data Visualization. Global Burden of Disease (GBD) Study 2021. Seattle, WA: IHME, University of Washington, 2023. Available from <http://vizhub.healthdata.org/gbd-compare>. (Last accessed 23.04.25)

## Girls, 2021

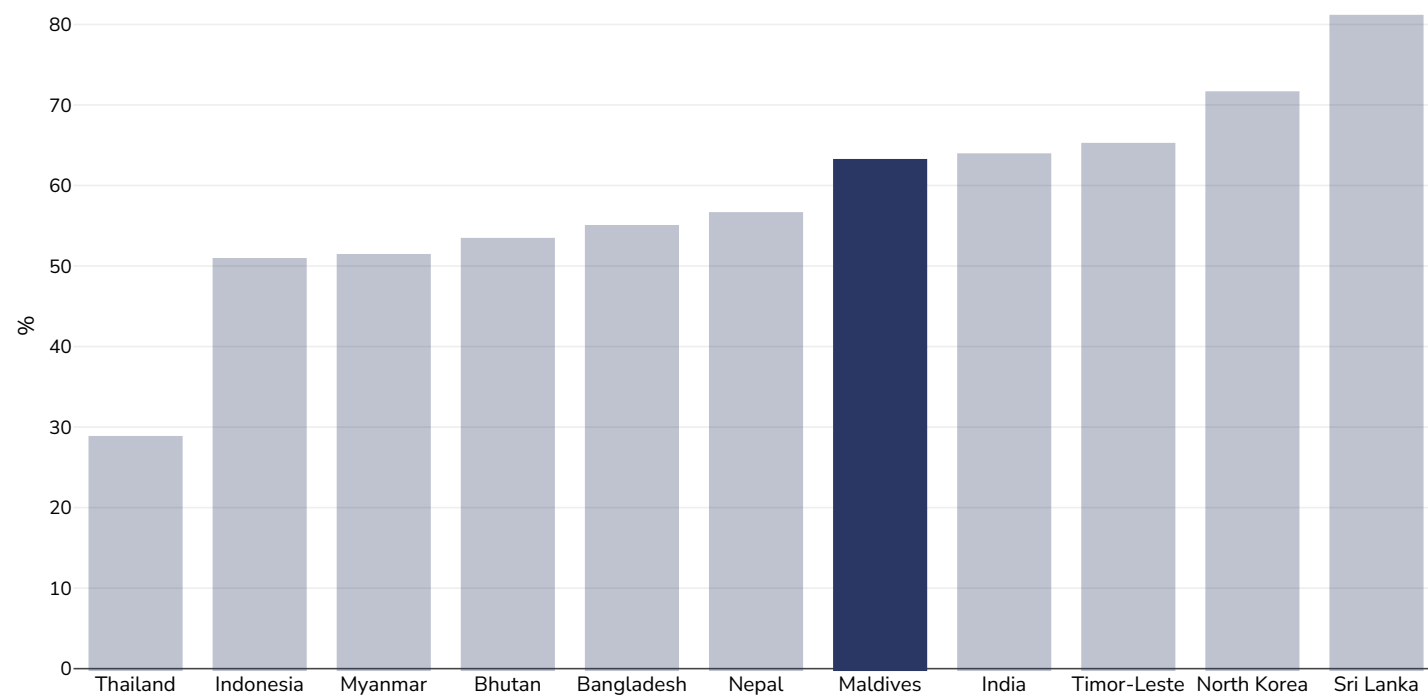


### References:

Institute for Health Metrics and Evaluation (IHME). GBD Compare Data Visualization. Global Burden of Disease (GBD) Study 2021. Seattle, WA: IHME, University of Washington, 2023. Available from <http://vizhub.healthdata.org/gbd-compare>. (Last accessed 23.04.25)

## % Infants exclusively breastfed 0-5 months

0-5 years, 2015-2022



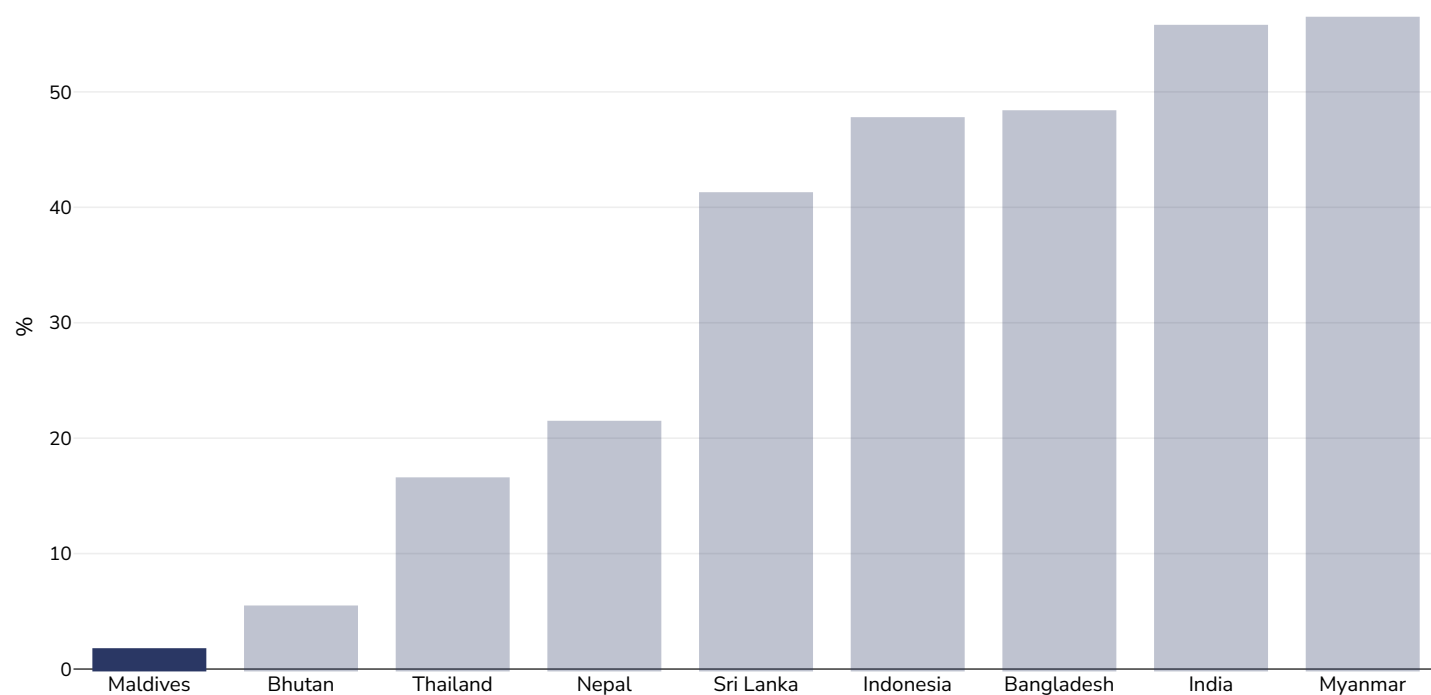
**References:** Maldives Demographic and Health Survey 2016-17. Malé, Maldives, and Rockville, Maryland, USA: MOH and ICF

**Notes:** Full details are available. Original citation United Nations Children's Fund, Division of Data, Analysis, Planning and Monitoring (2023). Global UNICEF Global Databases: Infant and Young Child Feeding: Exclusive breastfeeding, New York, October 2023.



## Percent of population who cannot afford a healthy diet

Adults, 2022



Area covered:

National

References:

The Food Systems Dashboard. The Global Alliance for Improved Nutrition (GAIN), The Columbia Climate School, and Cornell University College of Agriculture and Life Sciences. 2024. Geneva, Switzerland. <https://www.foodsystemsdashboard.org>. DOI: <https://doi.org/10.36072/db>.

## Oesophageal cancer

### Men, 2022



Age:	20+
Area covered:	National
References:	Ferlay J, Ervik M, Lam F, Laversanne M, Colombet M, Mery L, Piñeros M, Znaor A, Soerjomataram I, Bray F (2024).Global Cancer Observatory: Cancer Today. Lyon, France: International Agency for Research on Cancer. Available from: <a href="https://gco.iarc.who.int/today">https://gco.iarc.who.int/today</a> , accessed [16.07.24]
Definitions:	Indicence per 100,000

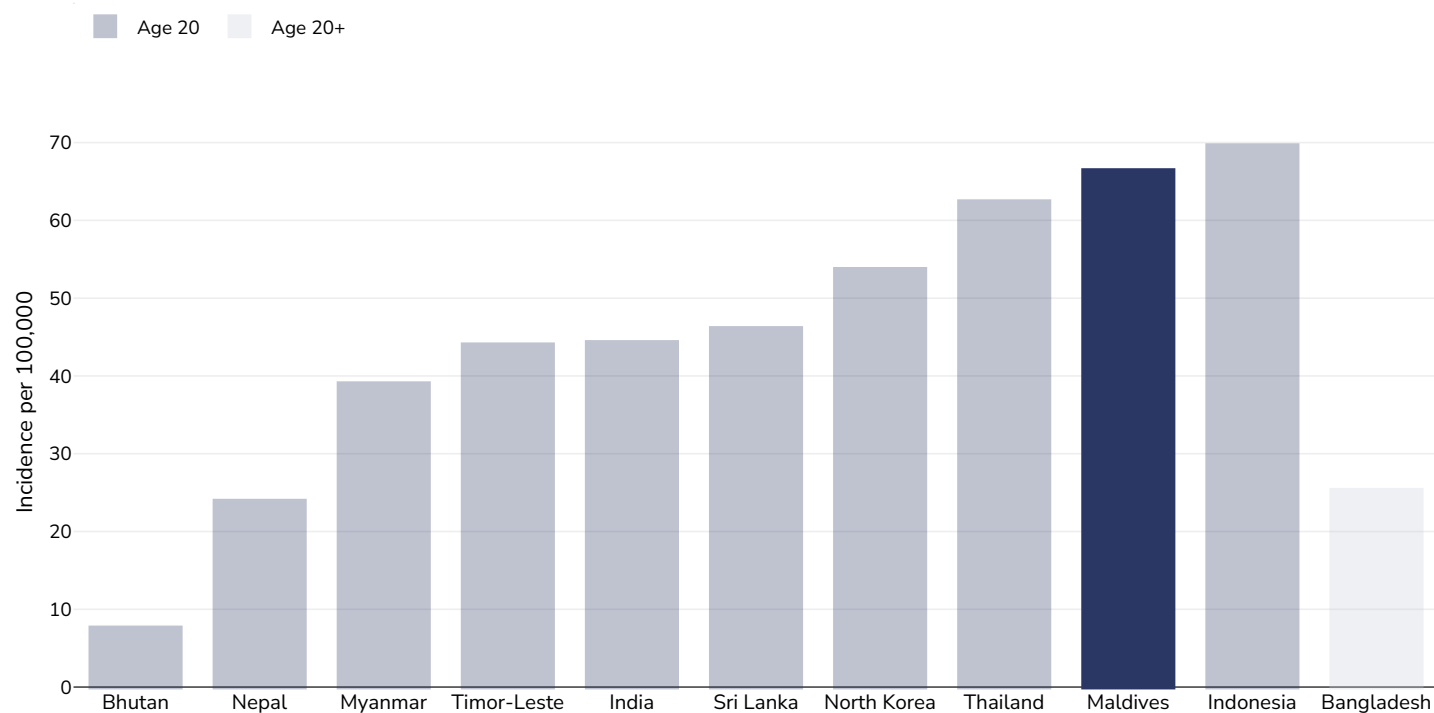
## Women, 2022



Age:	20+
Area covered:	National
References:	Ferlay J, Ervik M, Lam F, Laversanne M, Colombet M, Mery L, Piñeros M, Znaor A, Soerjomataram I, Bray F (2024).Global Cancer Observatory: Cancer Today. Lyon, France: International Agency for Research on Cancer. Available from: <a href="https://gco.iarc.who.int/today">https://gco.iarc.who.int/today</a> , accessed [16.07.24]
Definitions:	Indicence per 100,000

## Breast cancer

### Women, 2022



Area covered:

National

References:


Ferlay J, Ervik M, Lam F, Laversanne M, Colombet M, Mery L, Piñeros M, Znaor A, Soerjomataram I, Bray F (2024). Global Cancer Observatory: Cancer Today. Lyon, France: International Agency for Research on Cancer. Available from: <https://gco.iarc.who.int/today>, accessed [16.07.24]

Definitions:

Incidence per 100,000


## Colorectal cancer

### Men, 2022



Age:	20+
Area covered:	National
References:	Ferlay J, Ervik M, Lam F, Laversanne M, Colombet M, Mery L, Piñeros M, Znaor A, Soerjomataram I, Bray F (2024).Global Cancer Observatory: Cancer Today. Lyon, France: International Agency for Research on Cancer. Available from: <a href="https://gco.iarc.who.int/today">https://gco.iarc.who.int/today</a> , accessed [16.07.24]
Definitions:	Incidence per 100,000


## Women, 2022



Age:	20+
Area covered:	National
References:	Ferlay J, Ervik M, Lam F, Laversanne M, Colombet M, Mery L, Piñeros M, Znaor A, Soerjomataram I, Bray F (2024).Global Cancer Observatory: Cancer Today. Lyon, France: International Agency for Research on Cancer. Available from: <a href="https://gco.iarc.who.int/today">https://gco.iarc.who.int/today</a> , accessed [16.07.24]
Definitions:	Incidence per 100,000


## Pancreatic cancer

### Men, 2022



Age:	20+
Area covered:	National
References:	Ferlay J, Ervik M, Lam F, Laversanne M, Colombet M, Mery L, Piñeros M, Znaor A, Soerjomataram I, Bray F (2024).Global Cancer Observatory: Cancer Today. Lyon, France: International Agency for Research on Cancer. Available from: <a href="https://gco.iarc.who.int/today">https://gco.iarc.who.int/today</a> , accessed [16.07.24]
Definitions:	Incidence per 100,000

## Women, 2022



Age:	20+
Area covered:	National
References:	Ferlay J, Ervik M, Lam F, Laversanne M, Colombet M, Mery L, Piñeros M, Znaor A, Soerjomataram I, Bray F (2024).Global Cancer Observatory: Cancer Today. Lyon, France: International Agency for Research on Cancer. Available from: <a href="https://gco.iarc.who.int/today">https://gco.iarc.who.int/today</a> , accessed [16.07.24]
Definitions:	Incidence per 100,000



## Gallbladder cancer

### Men, 2022



Age:	20+
Area covered:	National
References:	Ferlay J, Ervik M, Lam F, Laversanne M, Colombet M, Mery L, Piñeros M, Znaor A, Soerjomataram I, Bray F (2024).Global Cancer Observatory: Cancer Today. Lyon, France: International Agency for Research on Cancer. Available from: <a href="https://gco.iarc.who.int/today">https://gco.iarc.who.int/today</a> , accessed [16.07.24]
Definitions:	Indicence per 100,000


## Women, 2022



Age:	20+
Area covered:	National
References:	Ferlay J, Ervik M, Lam F, Laversanne M, Colombet M, Mery L, Piñeros M, Znaor A, Soerjomataram I, Bray F (2024).Global Cancer Observatory: Cancer Today. Lyon, France: International Agency for Research on Cancer. Available from: <a href="https://gco.iarc.who.int/today">https://gco.iarc.who.int/today</a> , accessed [16.07.24]
Definitions:	Indicence per 100,000

## Kidney cancer

### Men, 2022



Age:	20+
Area covered:	National
References:	Ferlay J, Ervik M, Lam F, Laversanne M, Colombet M, Mery L, Piñeros M, Znaor A, Soerjomataram I, Bray F (2024).Global Cancer Observatory: Cancer Today. Lyon, France: International Agency for Research on Cancer. Available from: <a href="https://gco.iarc.who.int/today">https://gco.iarc.who.int/today</a> , accessed [16.07.24]
Definitions:	Incidence per 100,000


## Women, 2022



Age:	20+
Area covered:	National
References:	Ferlay J, Ervik M, Lam F, Laversanne M, Colombet M, Mery L, Piñeros M, Znaor A, Soerjomataram I, Bray F (2024).Global Cancer Observatory: Cancer Today. Lyon, France: International Agency for Research on Cancer. Available from: <a href="https://gco.iarc.who.int/today">https://gco.iarc.who.int/today</a> , accessed [16.07.24]
Definitions:	Incidence per 100,000

## Cancer of the uterus

### Women, 2022



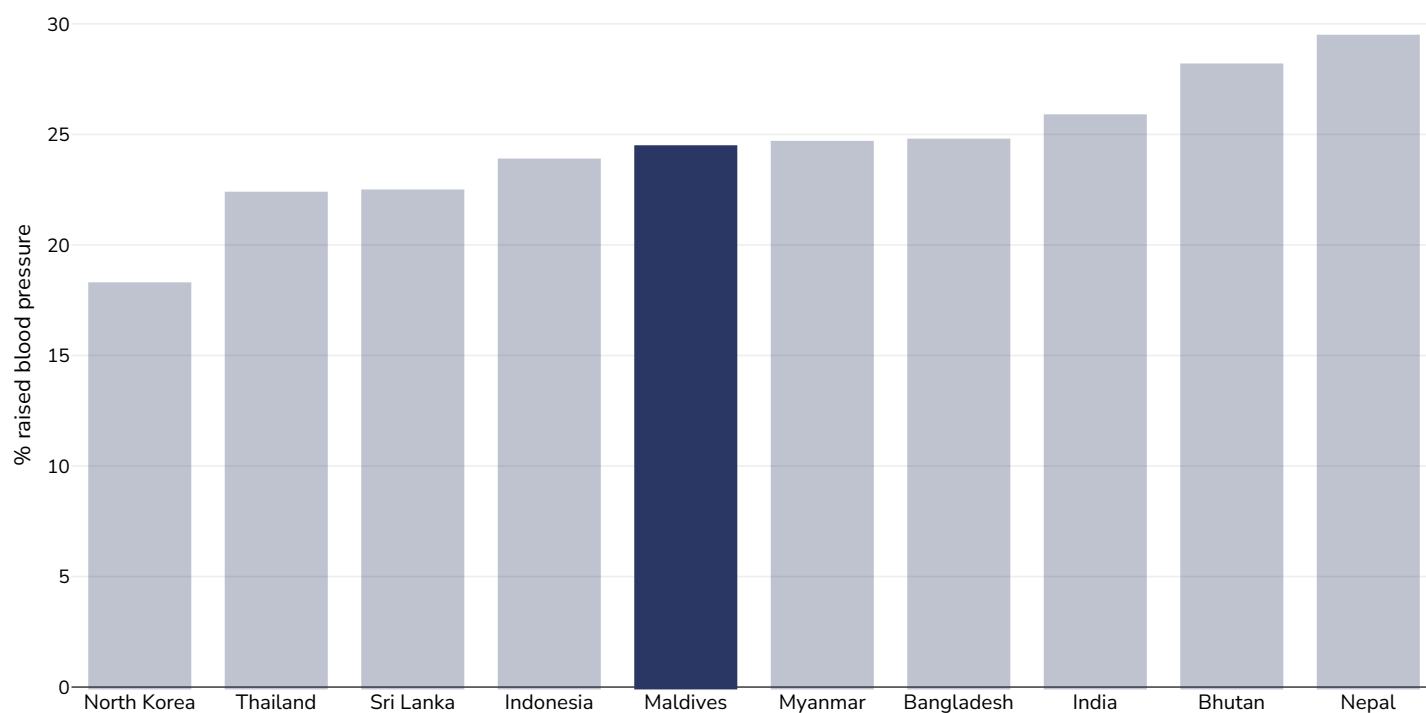
Age: 20+

**References:** Ferlay J, Ervik M, Lam F, Laversanne M, Colombet M, Mery L, Piñeros M, Znaor A, Soerjomataram I, Bray F (2024). Global Cancer Observatory: Cancer Today. Lyon, France: International Agency for Research on Cancer. Available from: <https://gco.iarc.who.int/today>, accessed [16.07.24]

**Definitions:** Incidence per 100,000

## Raised blood pressure

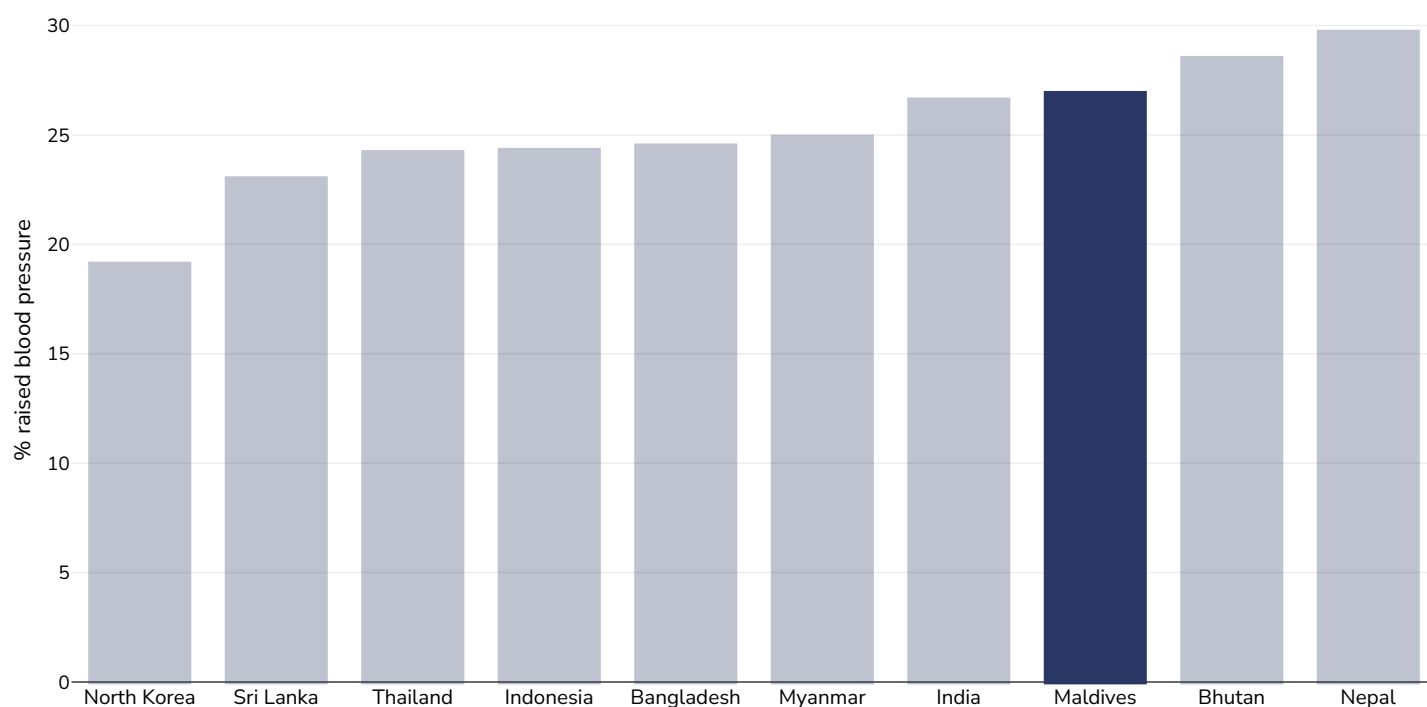
### Adults, 2015



**References:** Global Health Observatory data repository, World Health Organisation, <http://apps.who.int/gho/data/node.main.A875?lang=en>

**Definitions:** Age Standardised estimated % Raised blood pressure 2015 (SBP $\geq$ 140 OR DBP $\geq$ 90).

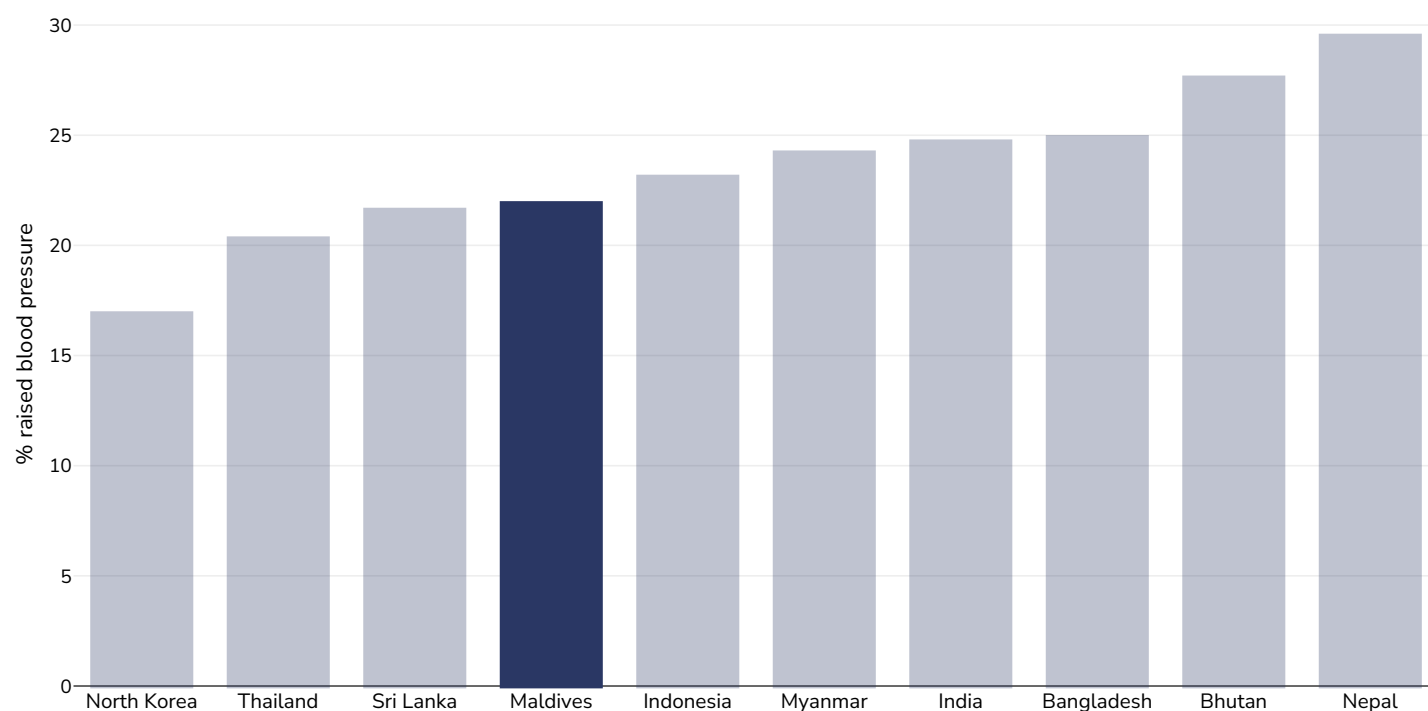
## Men, 2015



**References:** Global Health Observatory data repository, World Health Organisation, <http://apps.who.int/gho/data/node.main.A875?lang=en>

**Definitions:** Age Standardised estimated % Raised blood pressure 2015 (SBP $\geq$ 140 OR DBP $\geq$ 90).

## Women, 2015



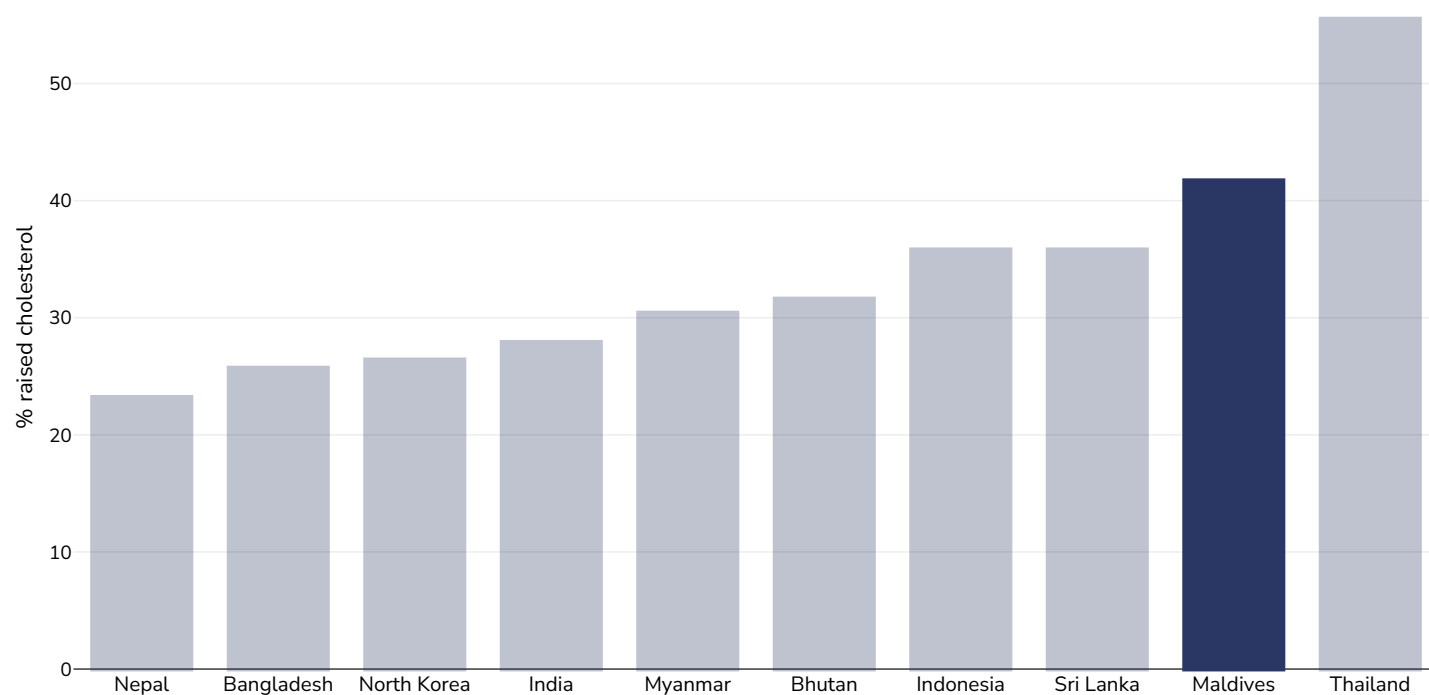
**References:** Global Health Observatory data repository, World Health Organisation, <http://apps.who.int/gho/data/node.main.A875?lang=en>

**Definitions:** Age Standardised estimated % Raised blood pressure 2015 (SBP $\geq$ 140 OR DBP $\geq$ 90).



## Raised cholesterol

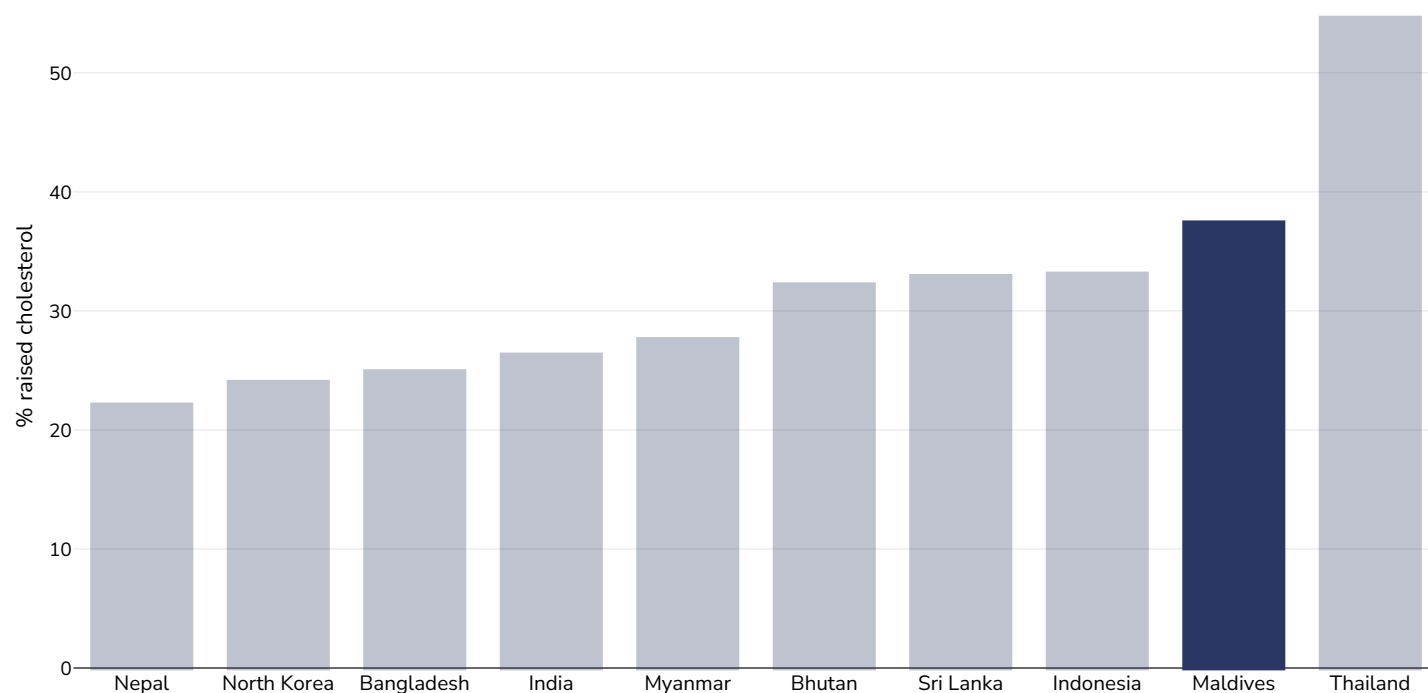
Adults, 2008



**References:** Global Health Observatory data repository, World Health Organisation, <http://apps.who.int/gho/data/node.main.A885>

**Definitions:** % Raised total cholesterol ( $\geq 5.0$  mmol/L) (age-standardized estimate).

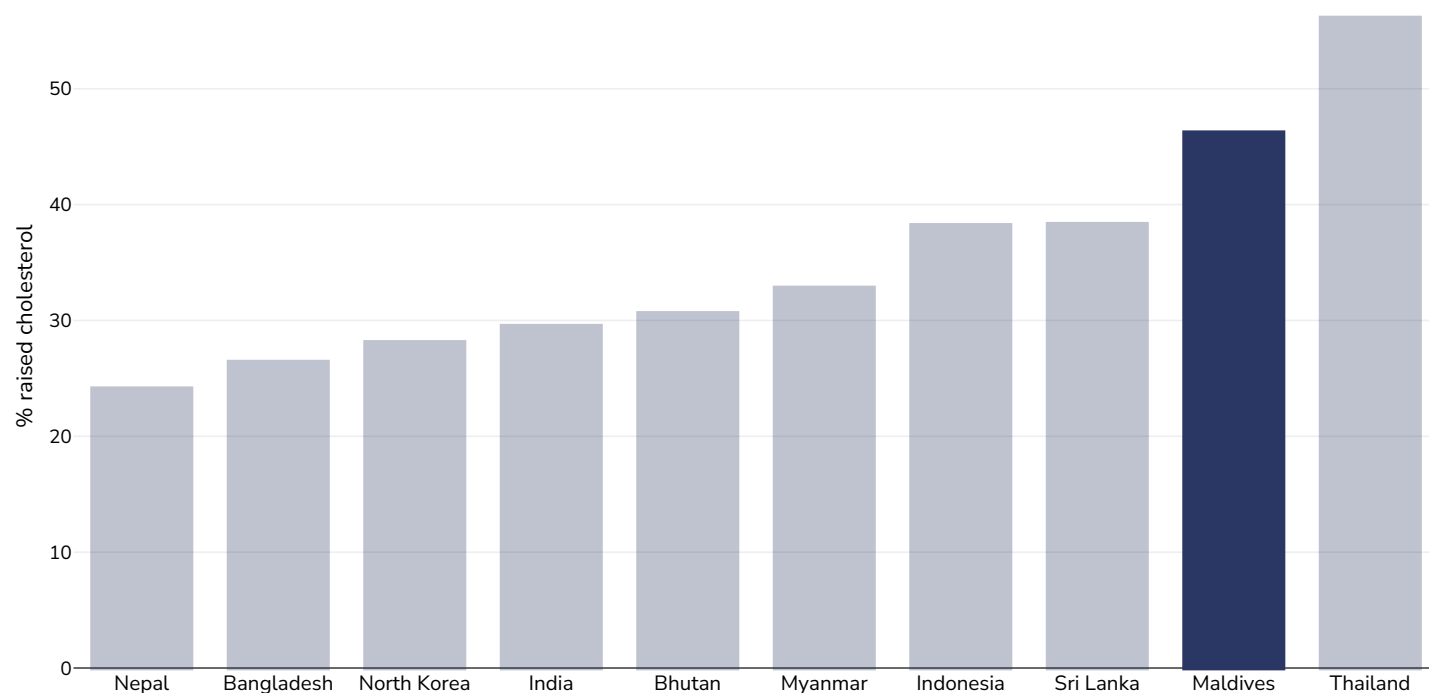
## Men, 2008



**References:** Global Health Observatory data repository, World Health Organisation, <http://apps.who.int/gho/data/node.main.A885>

**Definitions:** % Raised total cholesterol ( $\geq 5.0$  mmol/L) (age-standardized estimate).

## Women, 2008

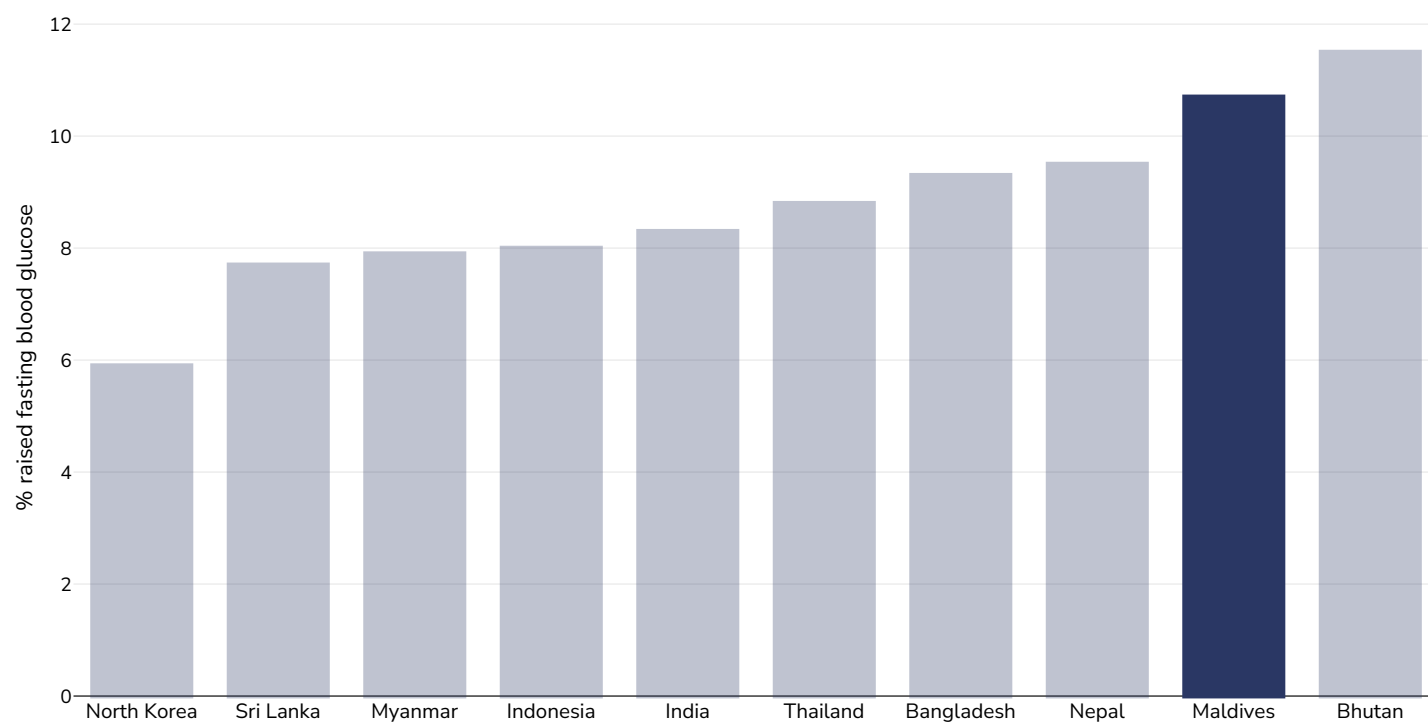


**References:** Global Health Observatory data repository, World Health Organisation, <http://apps.who.int/gho/data/node.main.A885>

**Definitions:** % Raised total cholesterol ( $\geq 5.0$  mmol/L) (age-standardized estimate).

## Raised fasting blood glucose

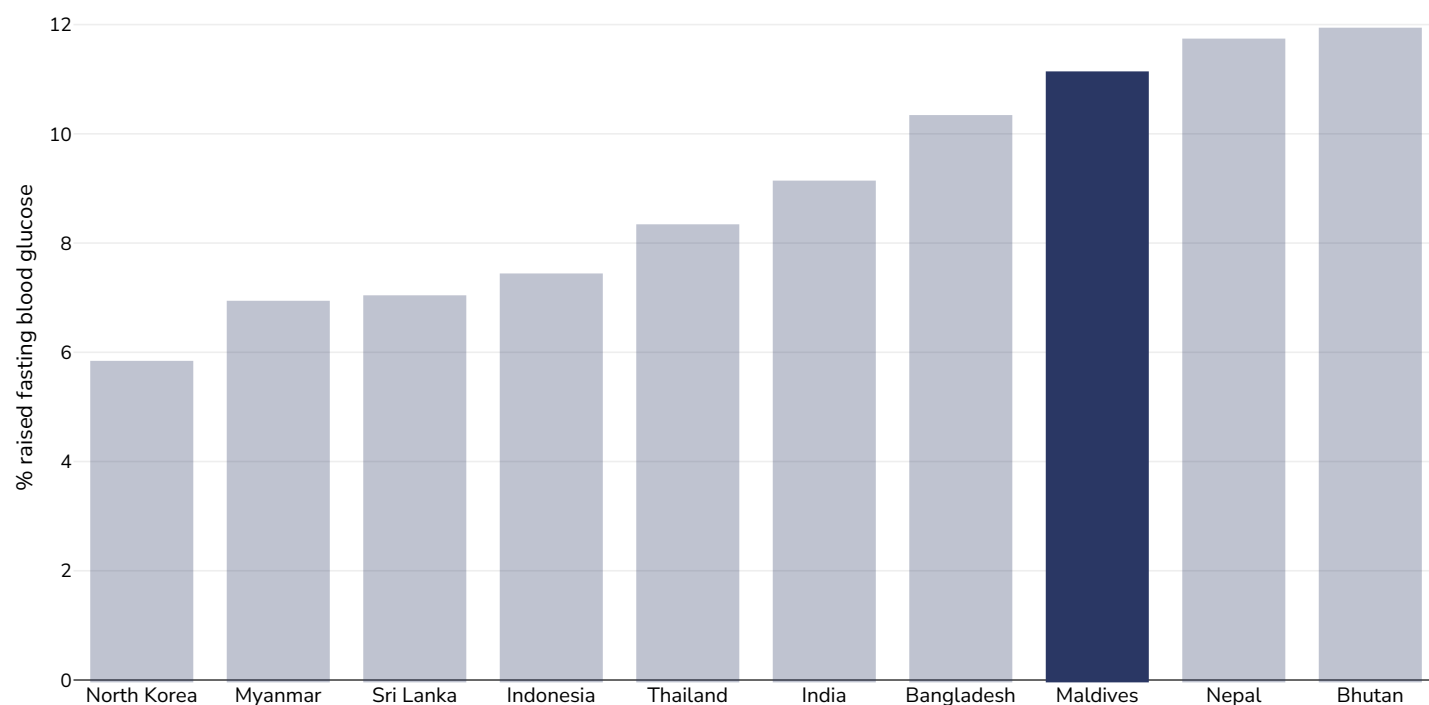
### Men, 2014



**References:** Global Health Observatory data repository, World Health Organisation, <http://apps.who.int/gho/data/node.main.A869?lang=en>

**Definitions:** Age Standardised % raised fasting blood glucose ( $\geq 7.0$  mmol/L or on medication).

## Women, 2014

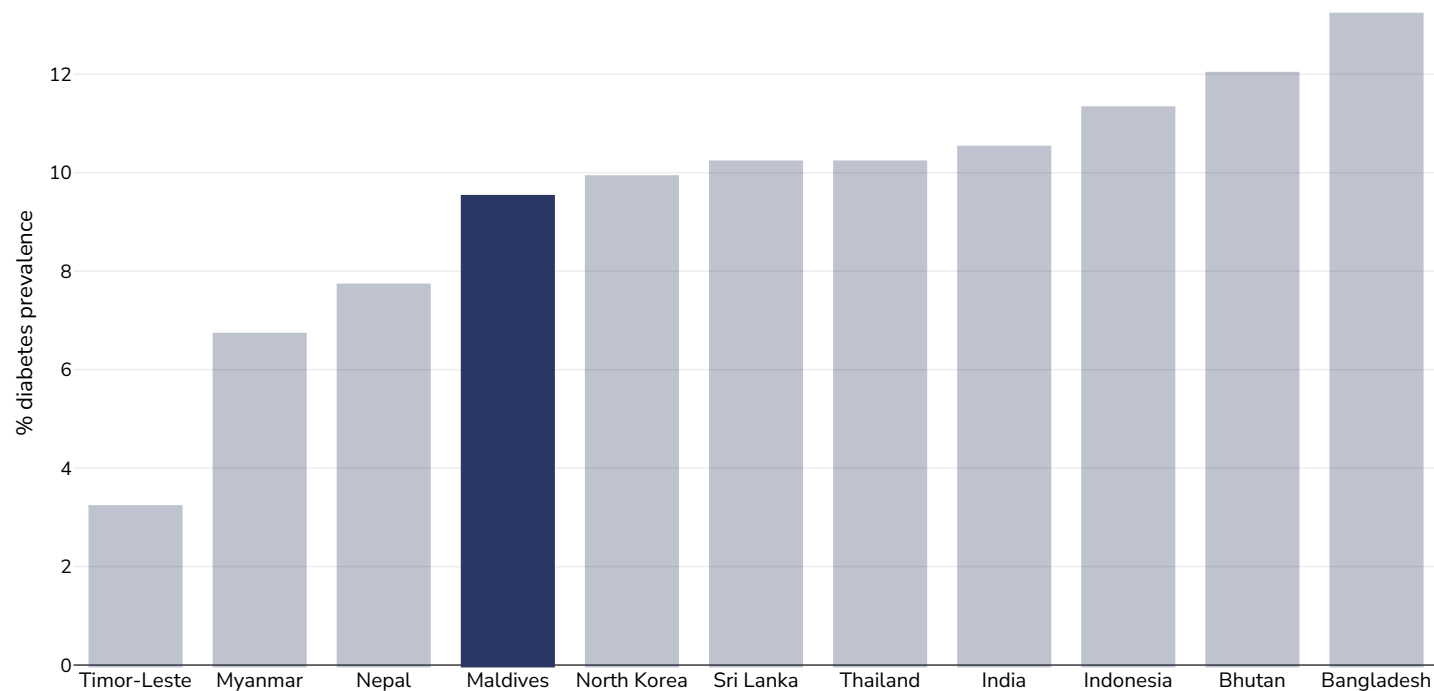


**References:** Global Health Observatory data repository, World Health Organisation, <http://apps.who.int/gho/data/node.main.A869?lang=en>

**Definitions:** Age Standardised % raised fasting blood glucose ( $\geq 7.0$  mmol/L or on medication).

## Diabetes prevalence

Adults, 2024

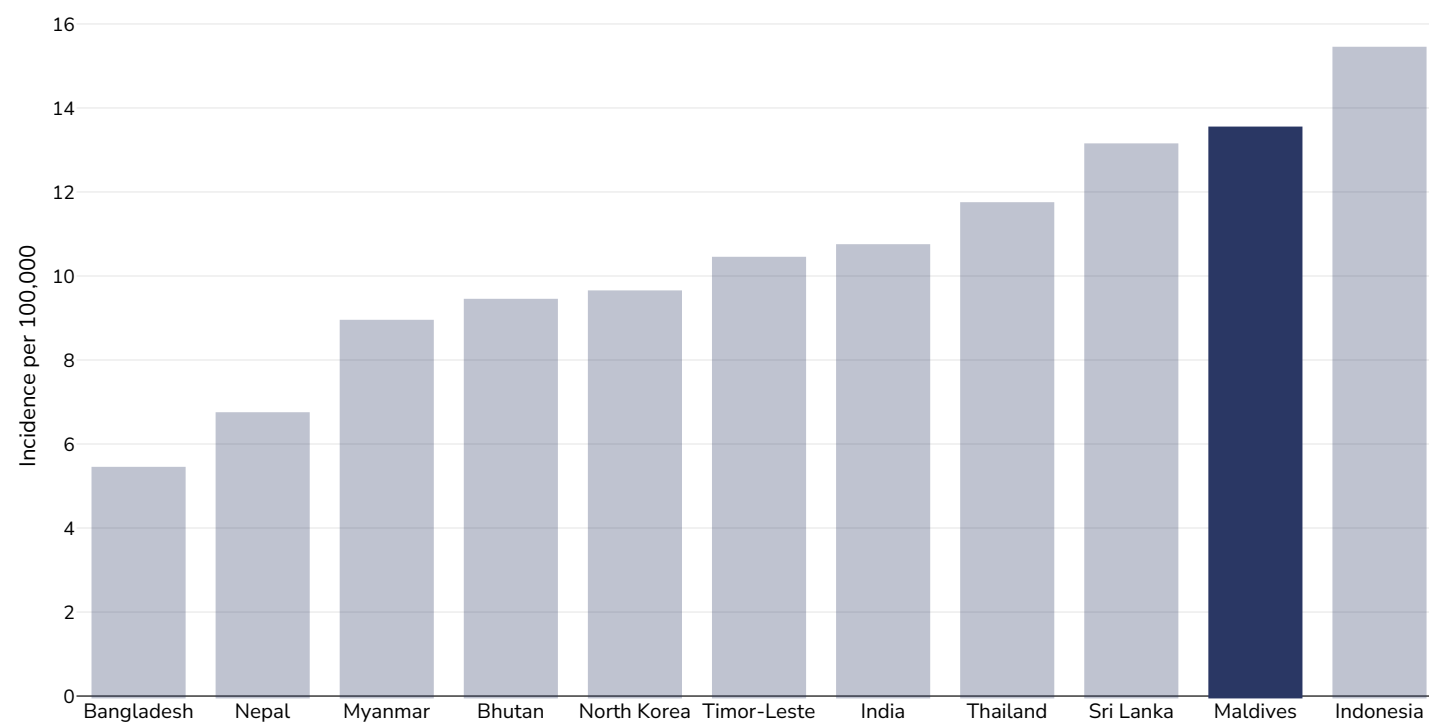


**References:**

Reproduced with kind permission International Diabetes Federation. IDF Diabetes Atlas, 11th edn. Brussels, Belgium:International Diabetes Federation, 2025. <http://www.diabetesatlas.org>

## Ovarian Cancer

### Women, 2022



Age: 20+

**References:** Ferlay J, Ervik M, Lam F, Laversanne M, Colombet M, Mery L, Piñeros M, Znaor A, Soerjomataram I, Bray F (2024). Global Cancer Observatory: Cancer Today. Lyon, France: International Agency for Research on Cancer. Available from: <https://gco.iarc.who.int/today>, accessed [16.07.24]

**Definitions:** Incidence per 100,000

## Leukemia

### Men, 2022



Age: 20+

Area covered: National

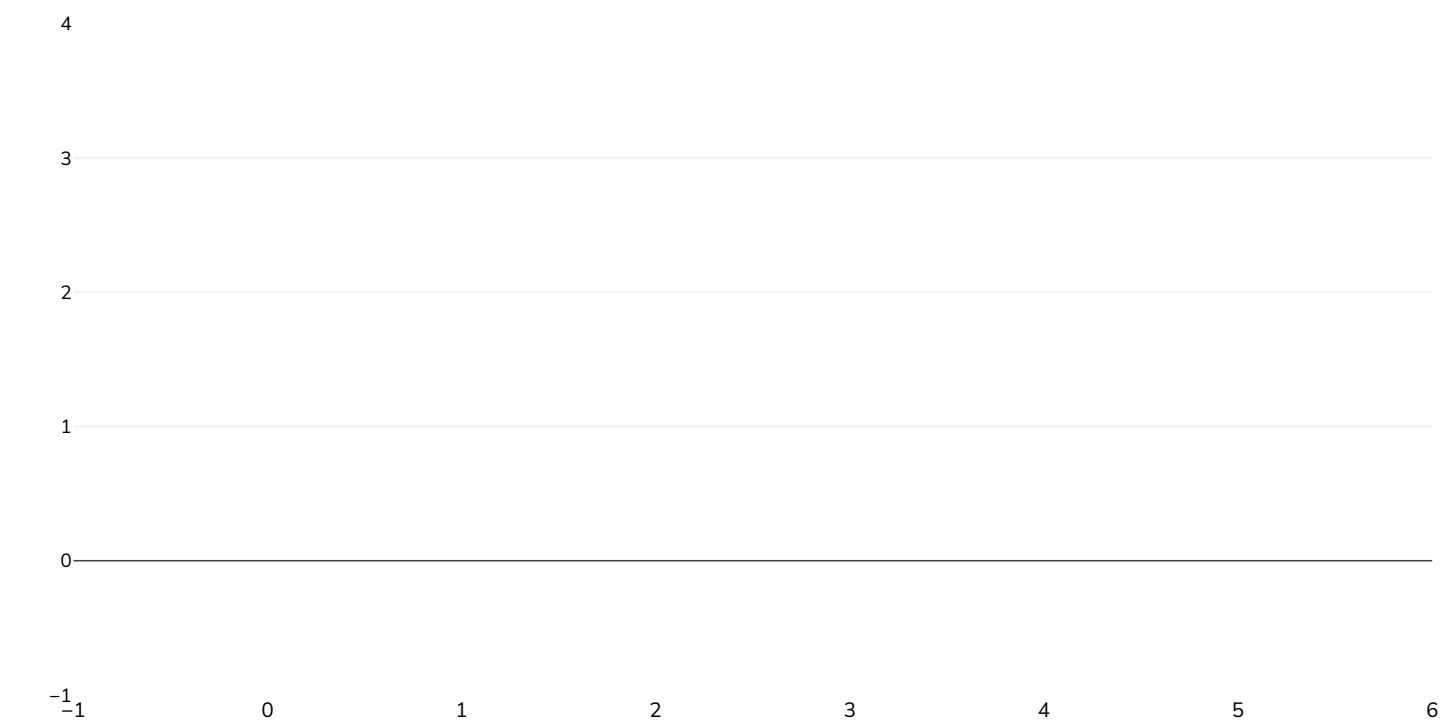
References: Ferlay J, Ervik M, Lam F, Laversanne M, Colombet M, Mery L, Piñeros M, Znaor A, Soerjomataram I, Bray F (2024).Global Cancer Observatory: Cancer Today. Lyon, France: International Agency for Research on Cancer. Available from: <https://gco.iarc.who.int/today>, accessed [16.07.24]

Definitions: Incidence per 100,000

*Unless otherwise noted, overweight refers to a BMI between 25kg and 29.9kg/m<sup>2</sup>, obesity refers to a BMI greater than 30kg/m<sup>2</sup>.*



## Women, 2022



Age: 20+

Area covered: National

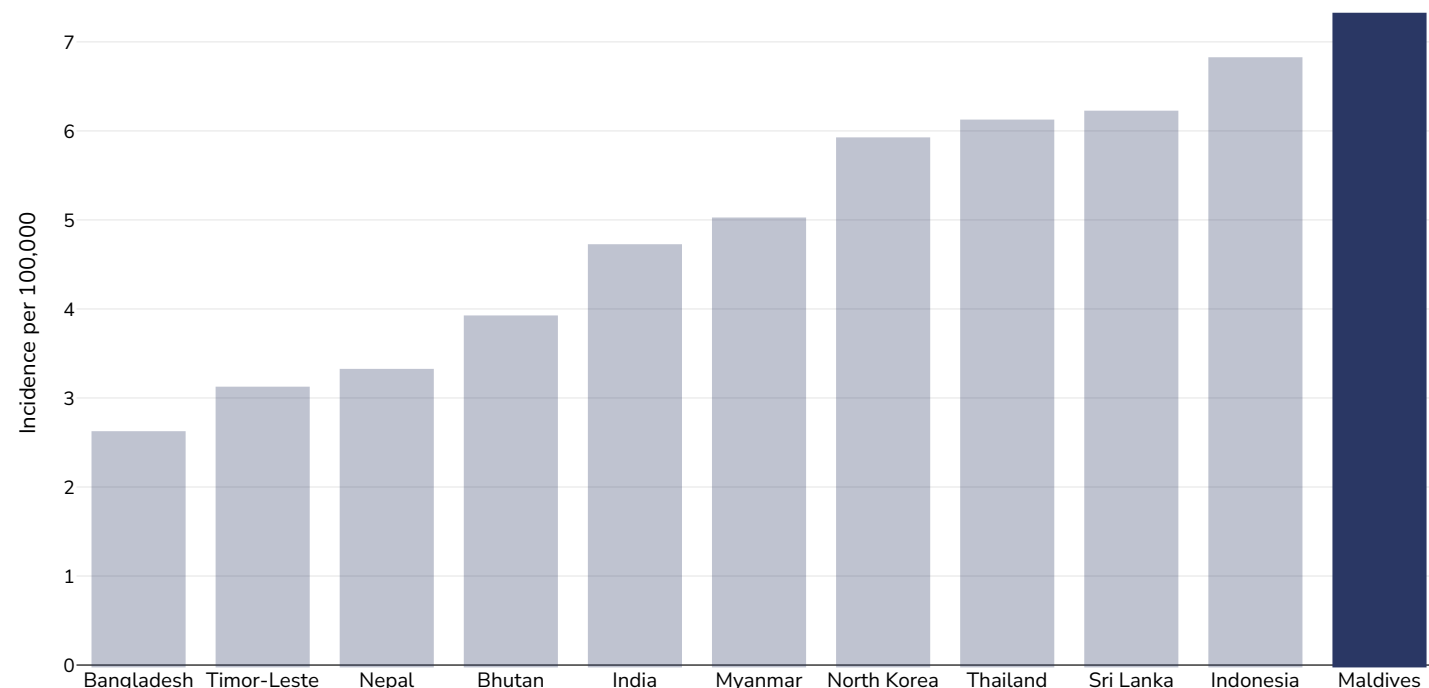
References: Ferlay J, Ervik M, Lam F, Laversanne M, Colombet M, Mery L, Piñeros M, Znaor A, Soerjomataram I, Bray F (2024). Global Cancer Observatory: Cancer Today. Lyon, France: International Agency for Research on Cancer. Available from: <https://gco.iarc.who.int/today>, accessed [16.07.24]

Definitions: Incidence per 100,000

*Unless otherwise noted, overweight refers to a BMI between 25kg and 29.9kg/m<sup>2</sup>, obesity refers to a BMI greater than 30kg/m<sup>2</sup>.*

# Leukemia

## Men, 2022



Age: 20+

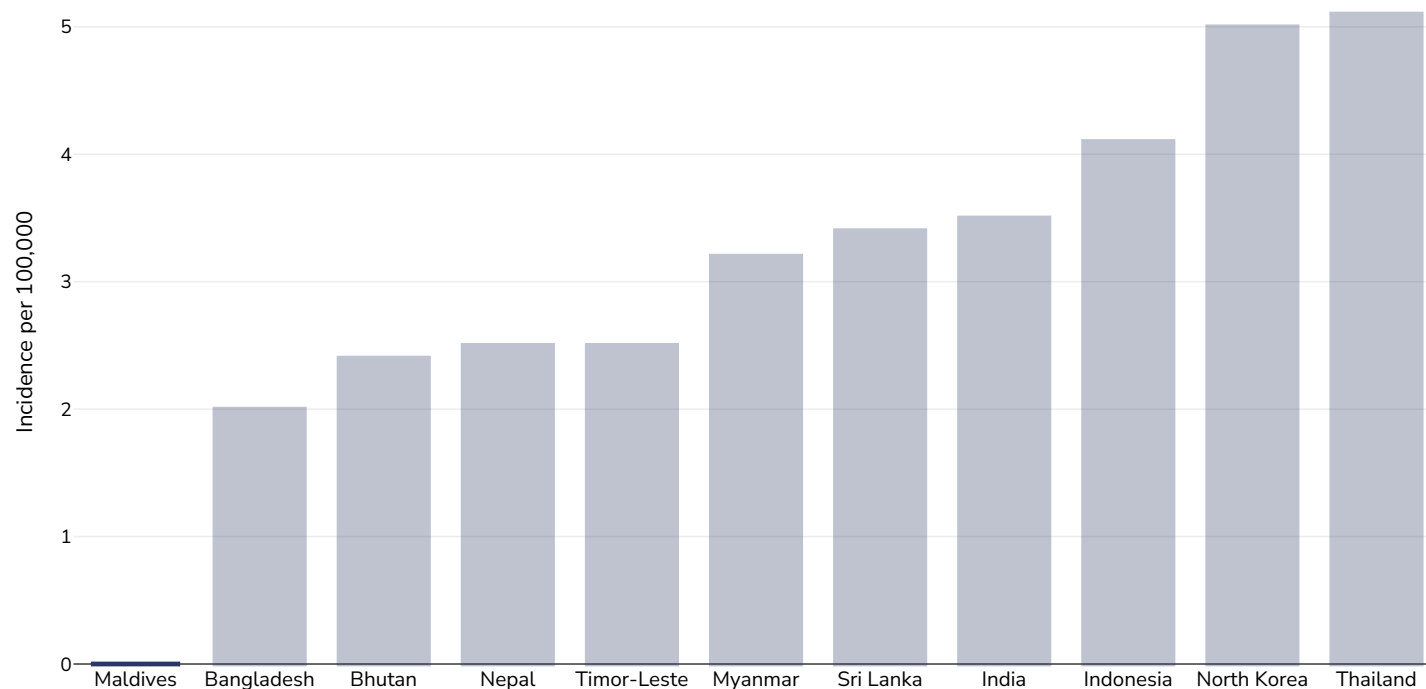
Area covered: National

References: Ferlay J, Ervik M, Lam F, Laversanne M, Colombet M, Mery L, Piñeros M, Znaor A, Soerjomataram I, Bray F (2024). Global Cancer Observatory: Cancer Today. Lyon, France: International Agency for Research on Cancer. Available from: <https://gco.iarc.who.int/today>, accessed [16.07.24]

Definitions: Incidence per 100,000

Unless otherwise noted, overweight refers to a BMI between 25kg and 29.9kg/m<sup>2</sup>, obesity refers to a BMI greater than 30kg/m<sup>2</sup>.

## Women, 2022



Age: 20+

Area covered: National

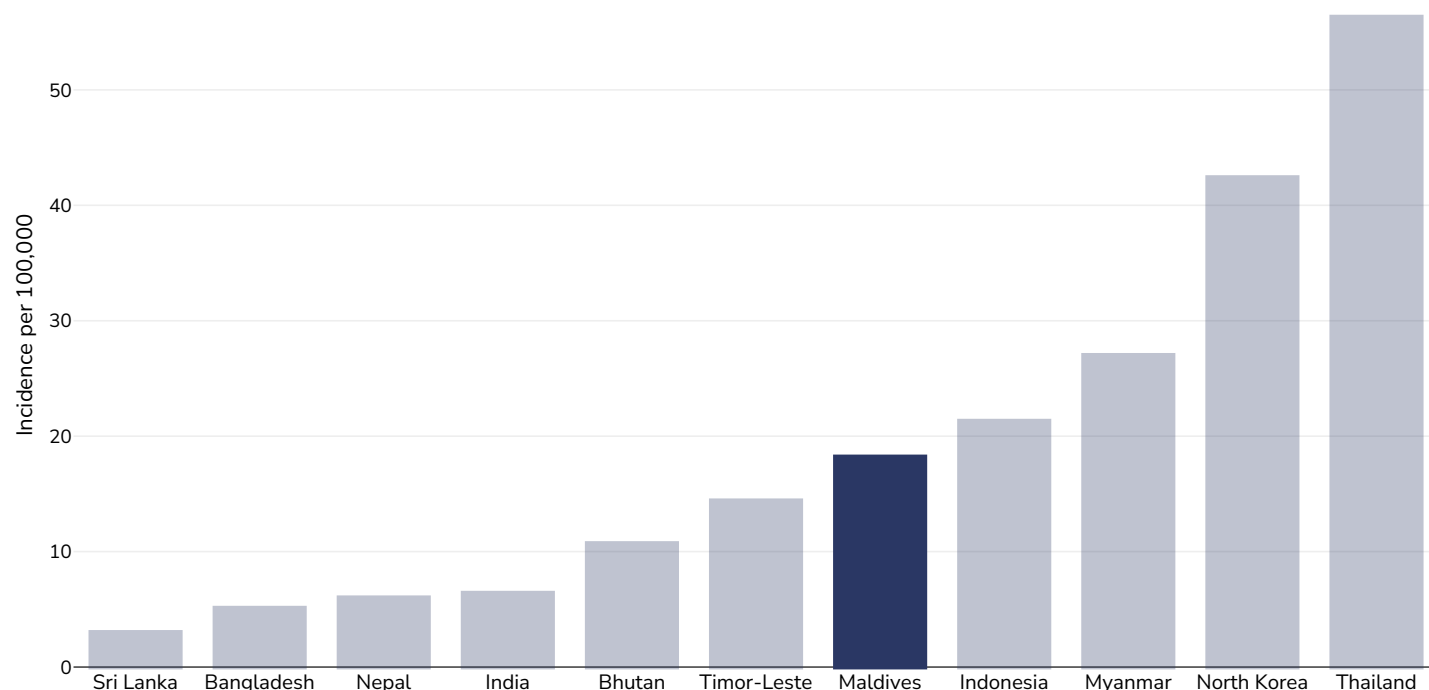
References: Ferlay J, Ervik M, Lam F, Laversanne M, Colombet M, Mery L, Piñeros M, Znaor A, Soerjomataram I, Bray F (2024). Global Cancer Observatory: Cancer Today. Lyon, France: International Agency for Research on Cancer. Available from: <https://gco.iarc.who.int/today>, accessed [16.07.24]

Definitions: Incidence per 100,000

*Unless otherwise noted, overweight refers to a BMI between 25kg and 29.9kg/m<sup>2</sup>, obesity refers to a BMI greater than 30kg/m<sup>2</sup>.*

## Liver and intrahepatic bile duct Cancer

Men, 2022



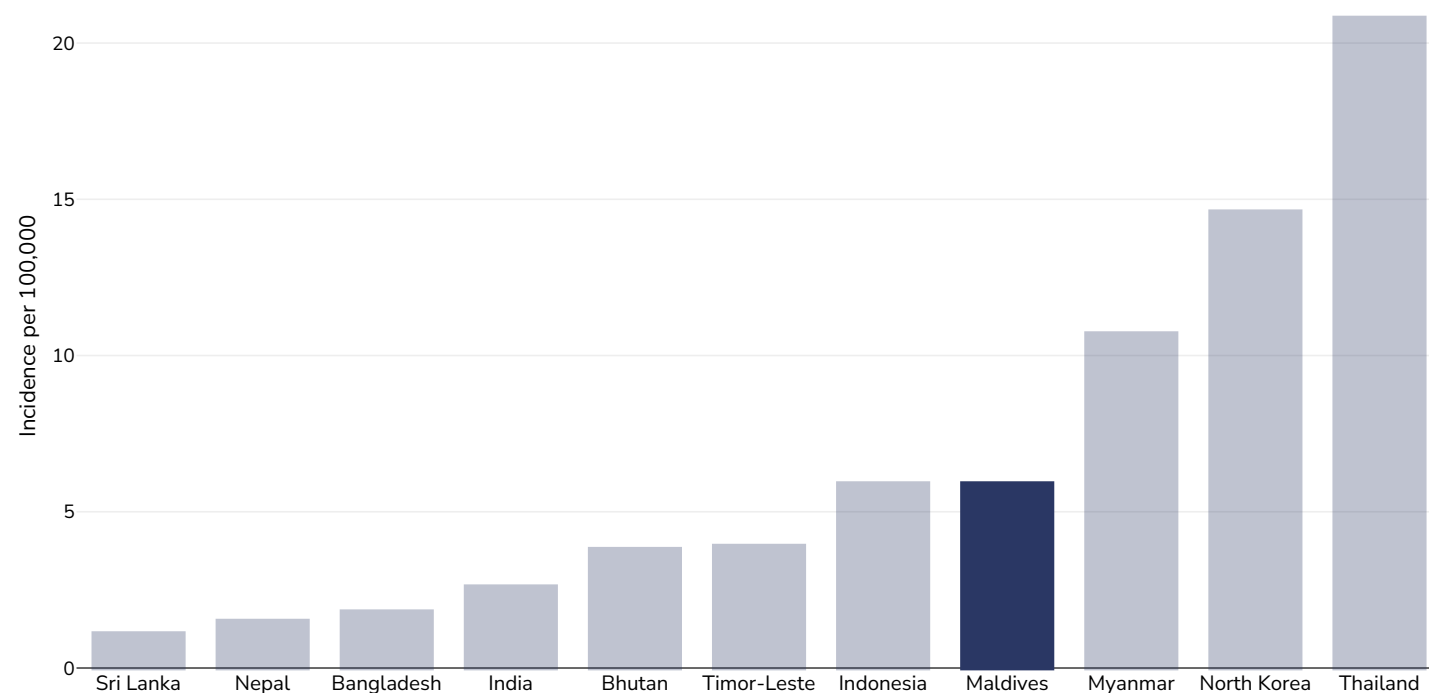
Age: 20+

Area covered: National

References: Ferlay J, Ervik M, Lam F, Laversanne M, Colombet M, Mery L, Piñeros M, Znaor A, Soerjomataram I, Bray F (2024). Global Cancer Observatory: Cancer Today. Lyon, France: International Agency for Research on Cancer. Available from: <https://gco.iarc.who.int/today>, accessed [16.07.24]

Definitions: Incidence per 100,000

## Women, 2022



**Age:** 20+

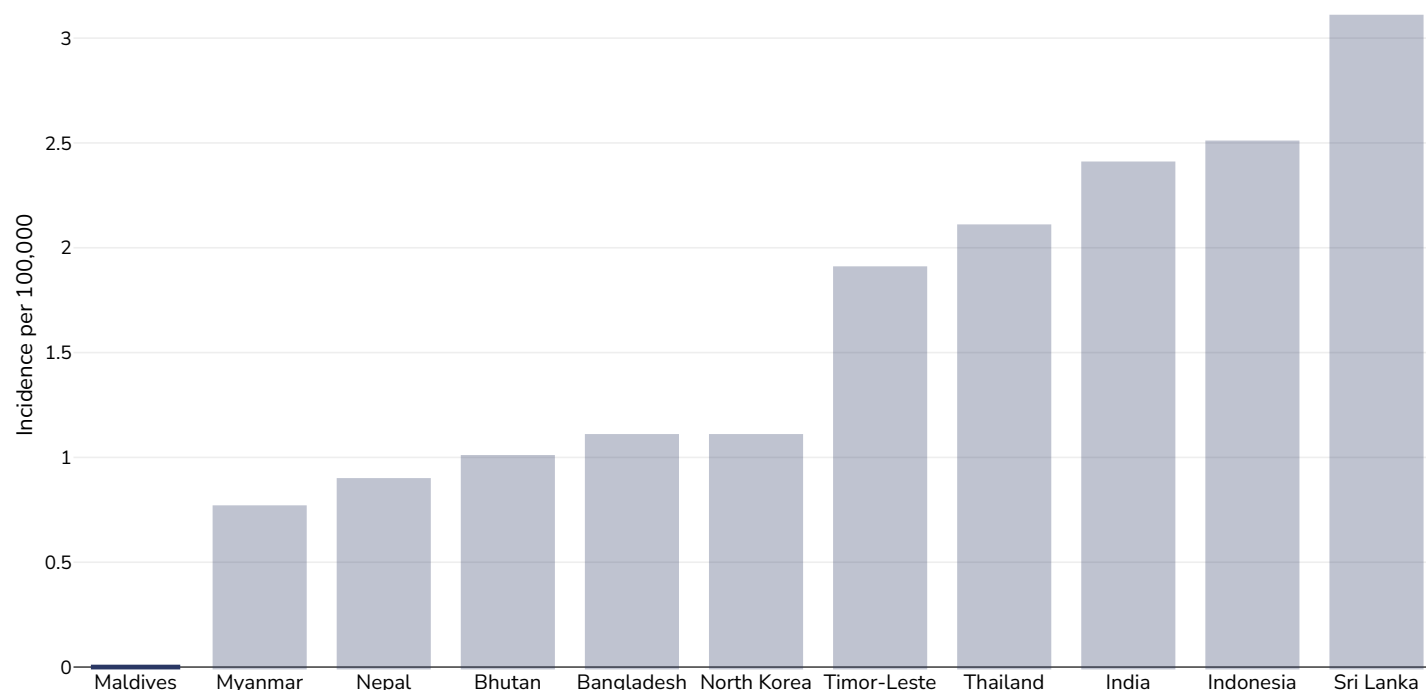
**Area covered:** National

**References:** Ferlay J, Ervik M, Lam F, Laversanne M, Colombet M, Mery L, Piñeros M, Znaor A, Soerjomataram I, Bray F (2024). Global Cancer Observatory: Cancer Today. Lyon, France: International Agency for Research on Cancer. Available from: <https://gco.iarc.who.int/today>, accessed [16.07.24]

**Definitions:** Incidence per 100,000

## Multiple Myeloma

Men, 2022



Age: 20+

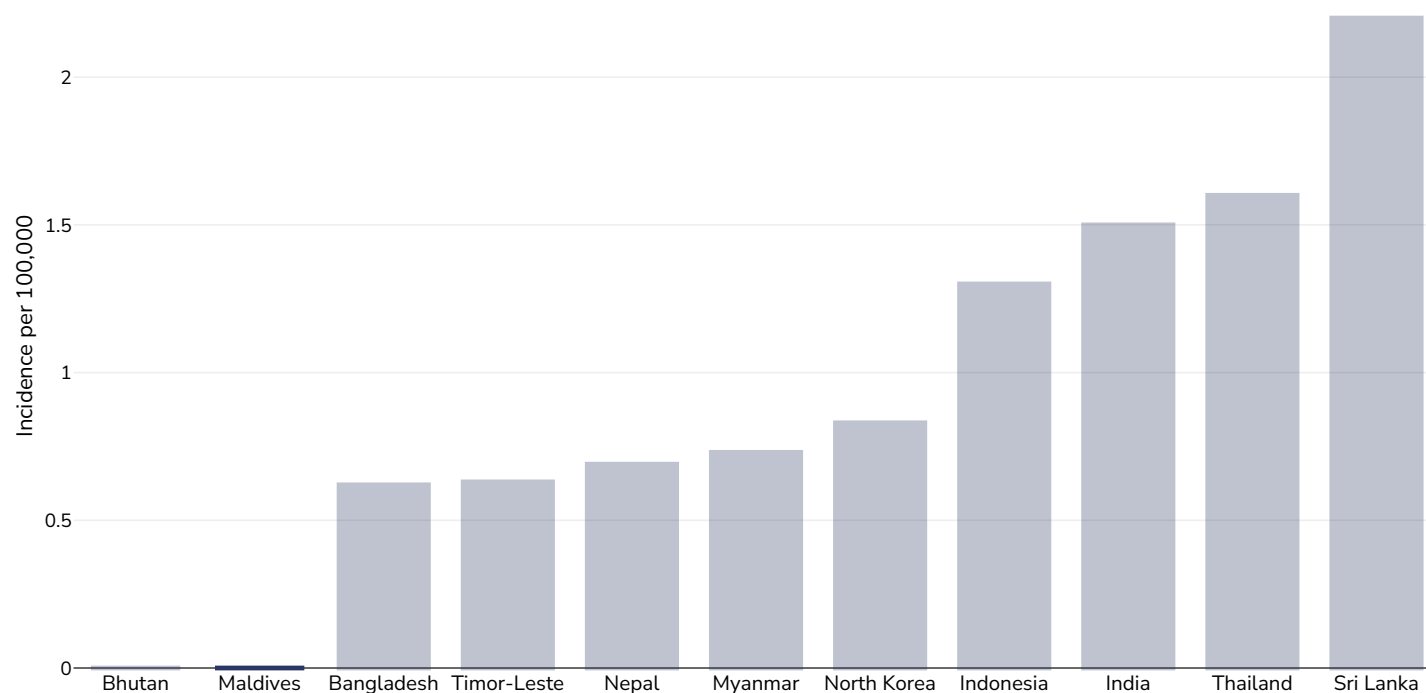
Area covered: National

References: Ferlay J, Ervik M, Lam F, Laversanne M, Colombet M, Mery L, Piñeros M, Znaor A, Soerjomataram I, Bray F (2024). Global Cancer Observatory: Cancer Today. Lyon, France: International Agency for Research on Cancer. Available from: <https://gco.iarc.who.int/today>, accessed [16.07.24]

Definitions: Incidence per 100,000

*Unless otherwise noted, overweight refers to a BMI between 25kg and 29.9kg/m<sup>2</sup>, obesity refers to a BMI greater than 30kg/m<sup>2</sup>.*

## Women, 2022



Age: 20+

Area covered: National

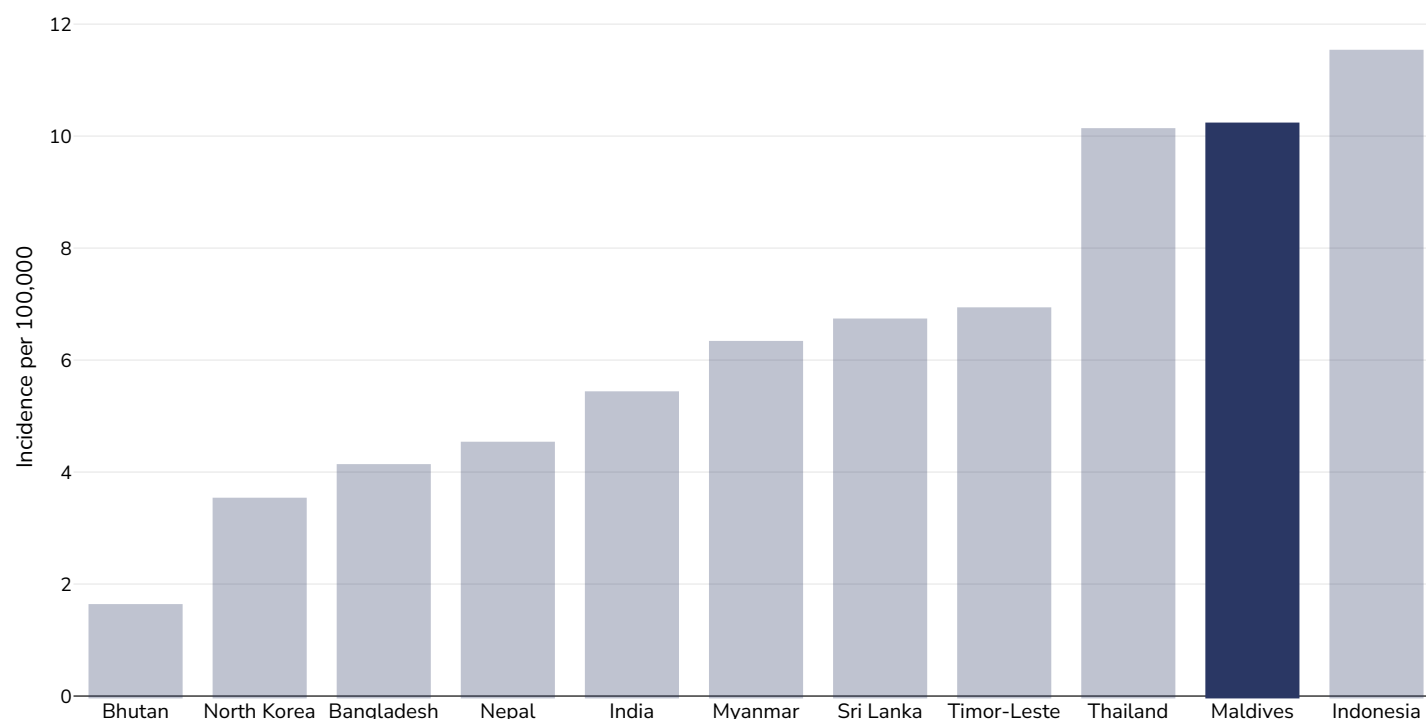
References: Ferlay J, Ervik M, Lam F, Laversanne M, Colombet M, Mery L, Piñeros M, Znaor A, Soerjomataram I, Bray F (2024). Global Cancer Observatory: Cancer Today. Lyon, France: International Agency for Research on Cancer. Available from: <https://gco.iarc.who.int/today>, accessed [16.07.24]

Definitions: Incidence per 100,000

*Unless otherwise noted, overweight refers to a BMI between 25kg and 29.9kg/m<sup>2</sup>, obesity refers to a BMI greater than 30kg/m<sup>2</sup>.*

## Non Hodgkin Lymphoma

### Men, 2022



Age: 20+

Area covered: National

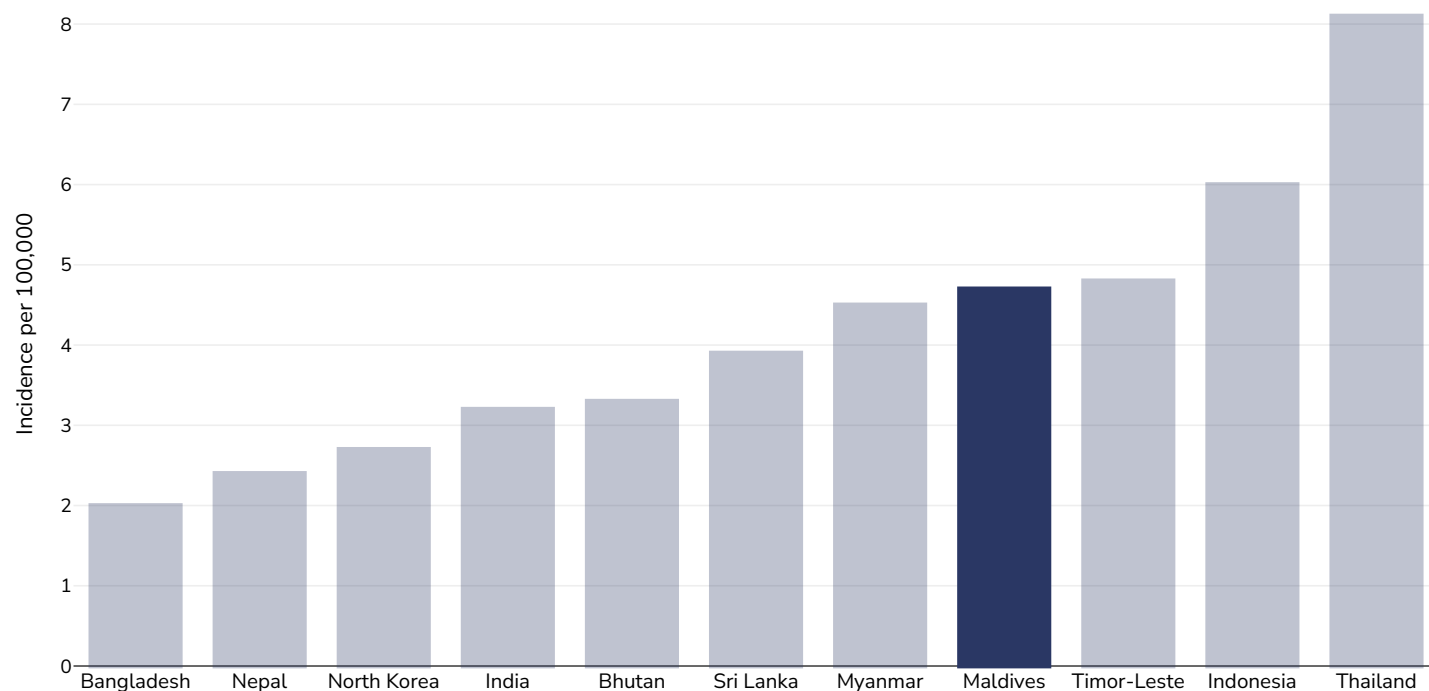
References: Ferlay J, Ervik M, Lam F, Laversanne M, Colombet M, Mery L, Piñeros M, Znaor A, Soerjomataram I, Bray F (2024). Global Cancer Observatory: Cancer Today. Lyon, France: International Agency for Research on Cancer. Available from: <https://gco.iarc.who.int/today>, accessed [16.07.24]

Definitions: Incidence per 100,000

*Unless otherwise noted, overweight refers to a BMI between 25kg and 29.9kg/m<sup>2</sup>, obesity refers to a BMI greater than 30kg/m<sup>2</sup>.*



## Women, 2022



Age: 20+

Area covered: National

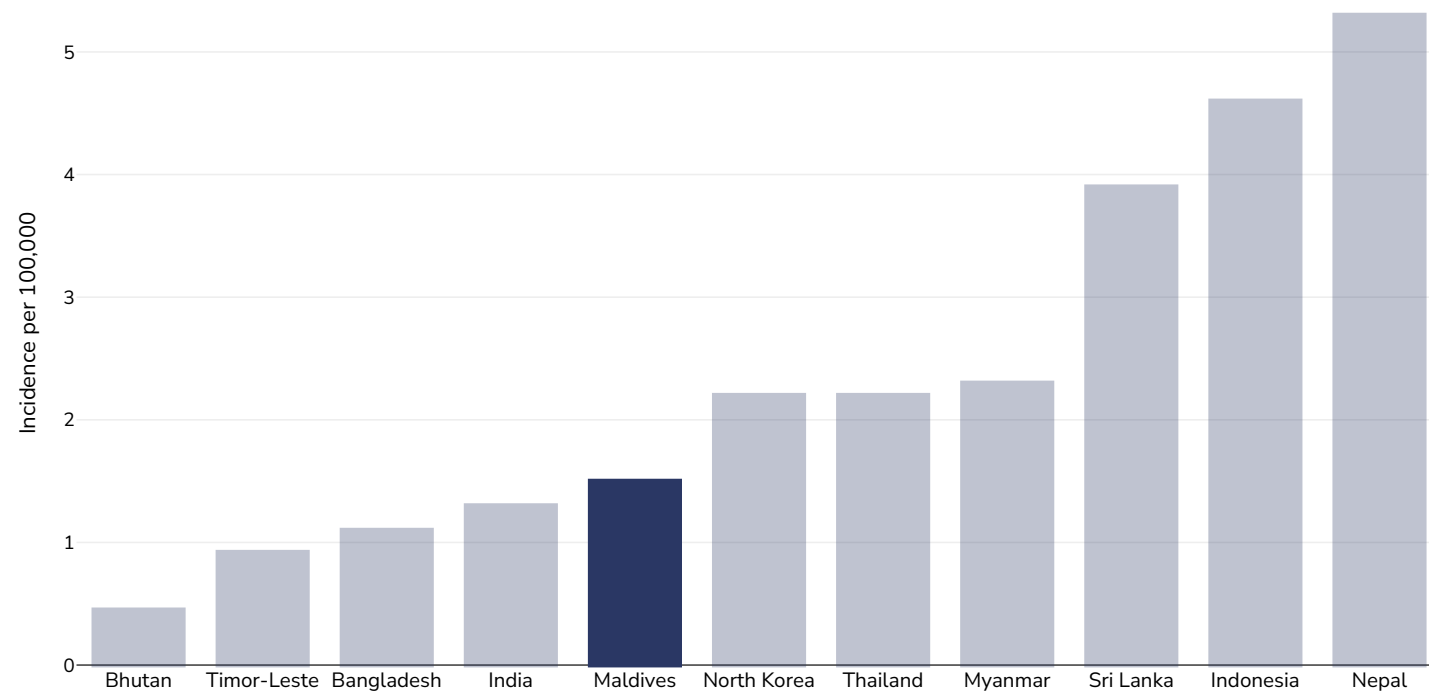
References: Ferlay J, Ervik M, Lam F, Laversanne M, Colombet M, Mery L, Piñeros M, Znaor A, Soerjomataram I, Bray F (2024). Global Cancer Observatory: Cancer Today. Lyon, France: International Agency for Research on Cancer. Available from: <https://gco.iarc.who.int/today>, accessed [16.07.24]

Definitions: Incidence per 100,000

*Unless otherwise noted, overweight refers to a BMI between 25kg and 29.9kg/m<sup>2</sup>, obesity refers to a BMI greater than 30kg/m<sup>2</sup>.*

## Thyroid Cancer

Men, 2022



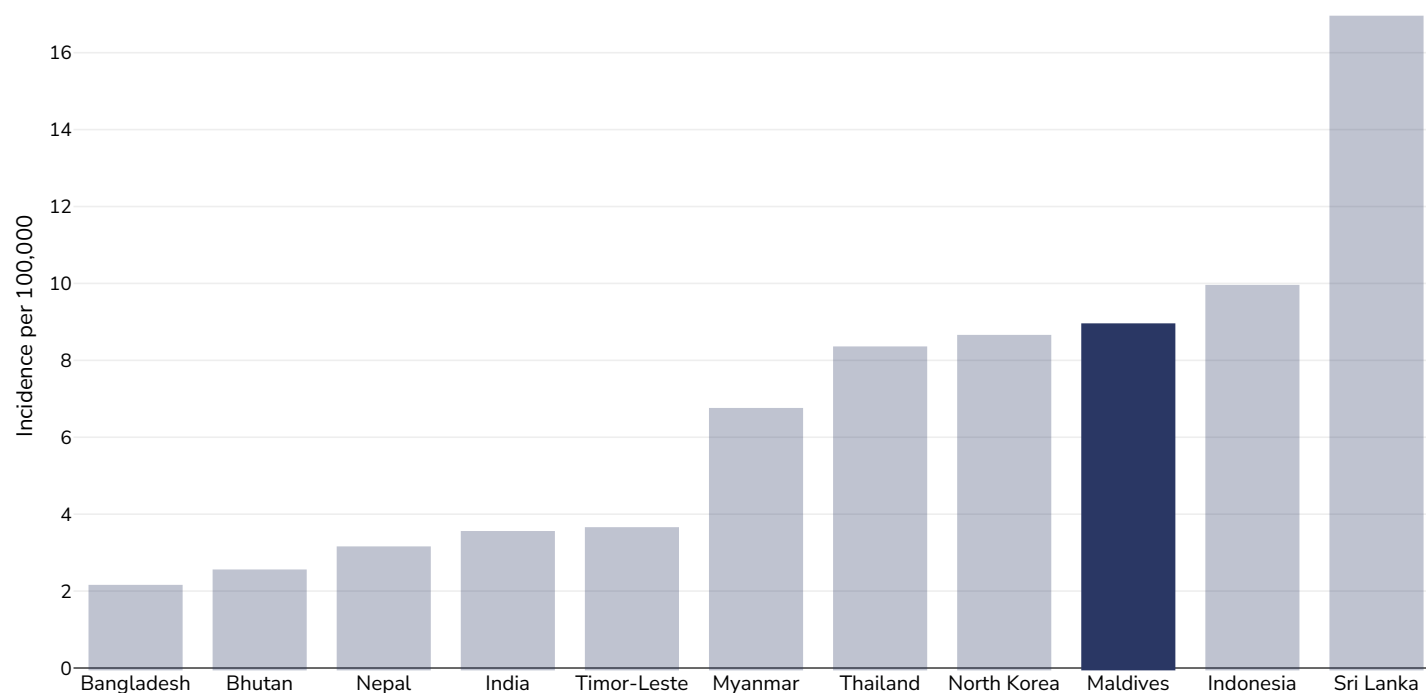
Age: 20+

Area covered: National

References: Ferlay J, Ervik M, Lam F, Laversanne M, Colombet M, Mery L, Piñeros M, Znaor A, Soerjomataram I, Bray F (2024). Global Cancer Observatory: Cancer Today. Lyon, France: International Agency for Research on Cancer. Available from: <https://gco.iarc.who.int/today>, accessed [16.07.24]

Definitions: Incidence per 100,000

## Women, 2022



Age: 20+

Area covered: National

References: Ferlay J, Ervik M, Lam F, Laversanne M, Colombet M, Mery L, Piñeros M, Znaor A, Soerjomataram I, Bray F (2024). Global Cancer Observatory: Cancer Today. Lyon, France: International Agency for Research on Cancer. Available from: <https://gco.iarc.who.int/today>, accessed [16.07.24]

Definitions: Incidence per 100,000

PDF created on June 17, 2025