

# Report card

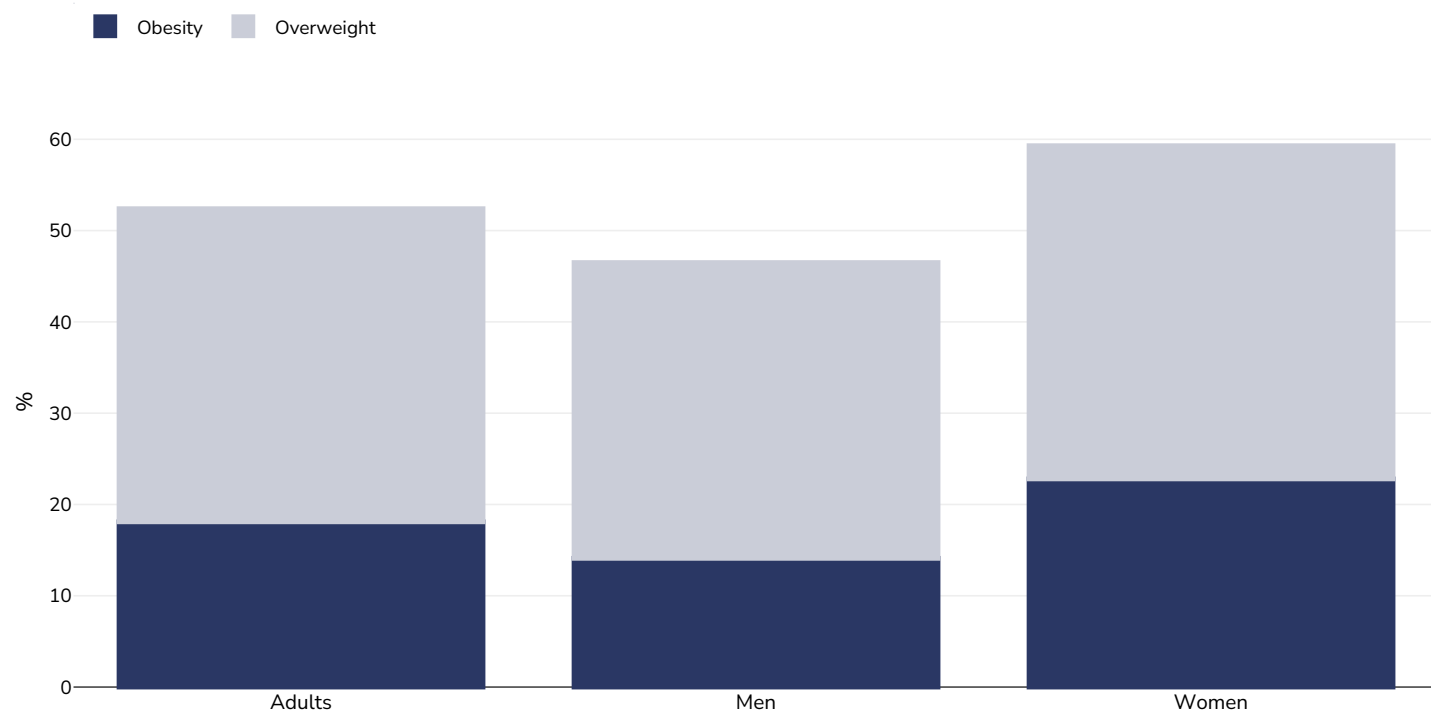
## Maldives



Contents	Page
Obesity prevalence	2
Trend: % Adults living with obesity in Maldives 2009-2016	5
Trend: % Adults living with overweight or obesity in Maldives 2009-2016	7
Overweight/obesity by education	9
Overweight/obesity by age	12
Overweight/obesity by region	14
Overweight/obesity by socio-economic group	17
Insufficient physical activity	20
Average daily frequency of carbonated soft drink consumption	26
Estimated per capita fruit intake	27
Prevalence of less than daily fruit consumption	28
Prevalence of less than daily vegetable consumption	29
Average weekly frequency of fast food consumption	30
Estimated per-capita processed meat intake	31
Estimated per capita whole grains intake	32
Mental health - depression disorders	33
Mental health - anxiety disorders	34
% Infants exclusively breastfed 0-5 months	35
Oesophageal cancer	36
Breast cancer	38
Colorectal cancer	39
Pancreatic cancer	41
Gallbladder cancer	43
Kidney cancer	45
Cancer of the uterus	47
Raised blood pressure	48
Raised cholesterol	51
Raised fasting blood glucose	54
Diabetes prevalence	56
Contextual factors	57

## Obesity prevalence

### Adults, 2020-2021

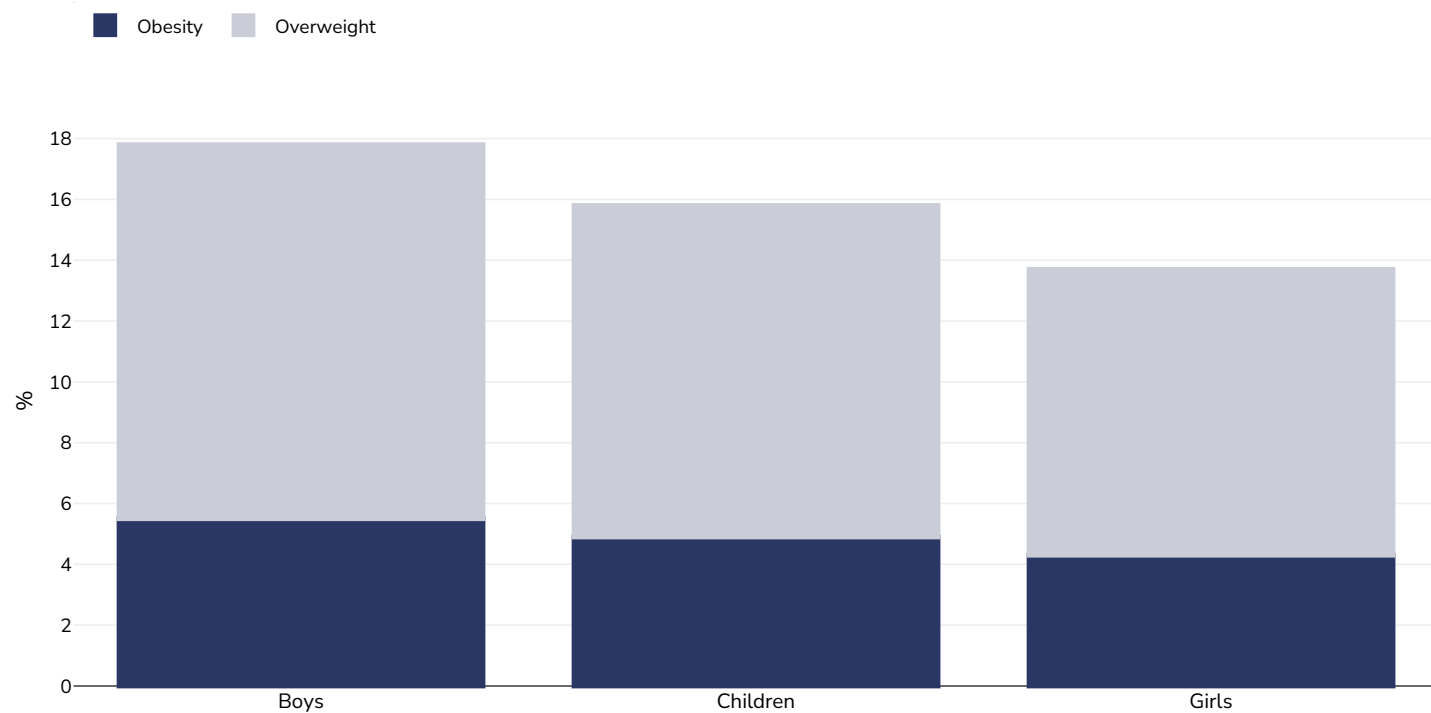


Survey type:	Measured
Age:	15-69
Sample size:	2667
Area covered:	National

References: WHO STEP Survey on Risk Factors for Noncommunicable Diseases. Maldives 2020-21. <https://health.gov.mv/storage/uploads/2ywDEKYN/vltwo5kq.pdf> (Accessed 20.06.23)

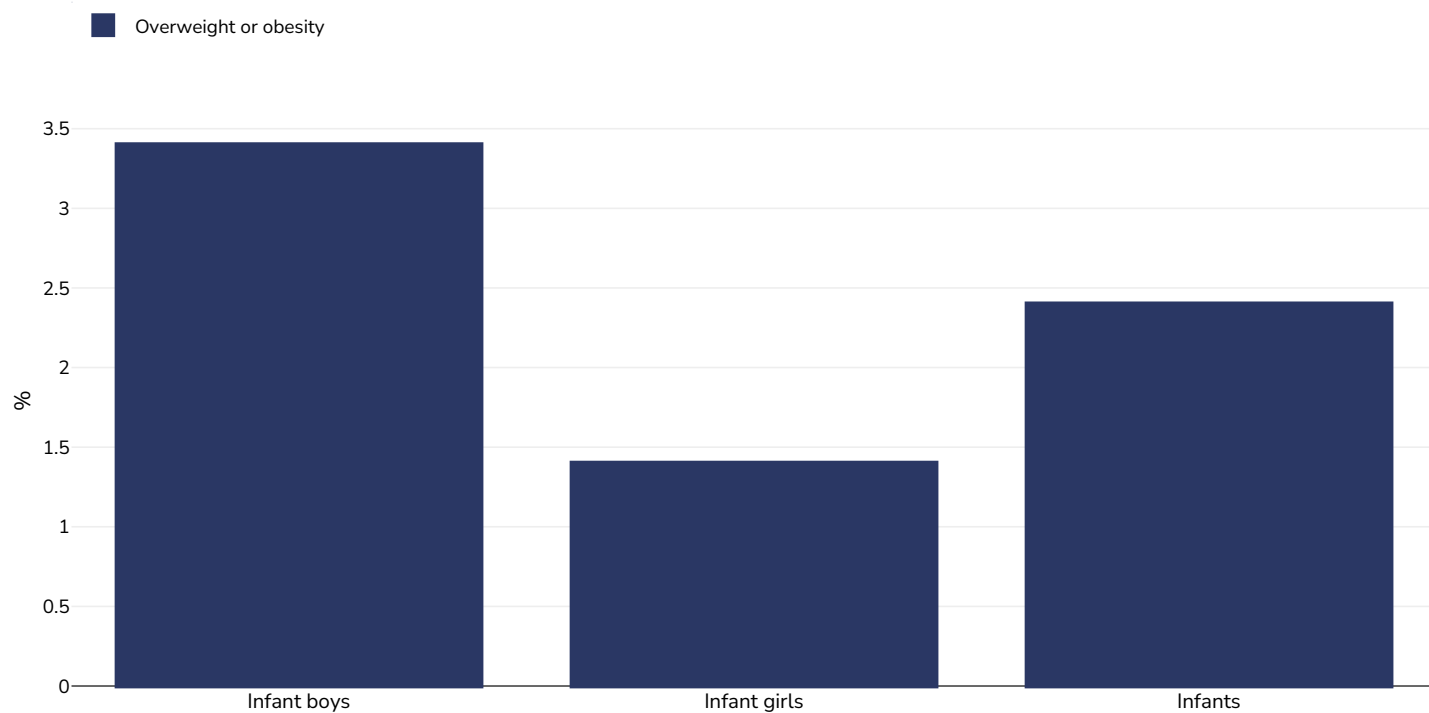
*Unless otherwise noted, overweight refers to a BMI between 25kg and 29.9kg/m<sup>2</sup>, obesity refers to a BMI greater than 30kg/m<sup>2</sup>.*

## Children, 2014



Survey type:	Self-reported
Age:	13-17
Sample size:	3493
Area covered:	National
References:	Global School-based Student Health Survey (GSHS), available at <a href="https://www.who.int/ncds/surveillance/gshs/2014-Maldives-GSHS-FS.pdf?ua=1">https://www.who.int/ncds/surveillance/gshs/2014-Maldives-GSHS-FS.pdf?ua=1</a> (last accessed 24.11.20)
Cutoffs:	WHO

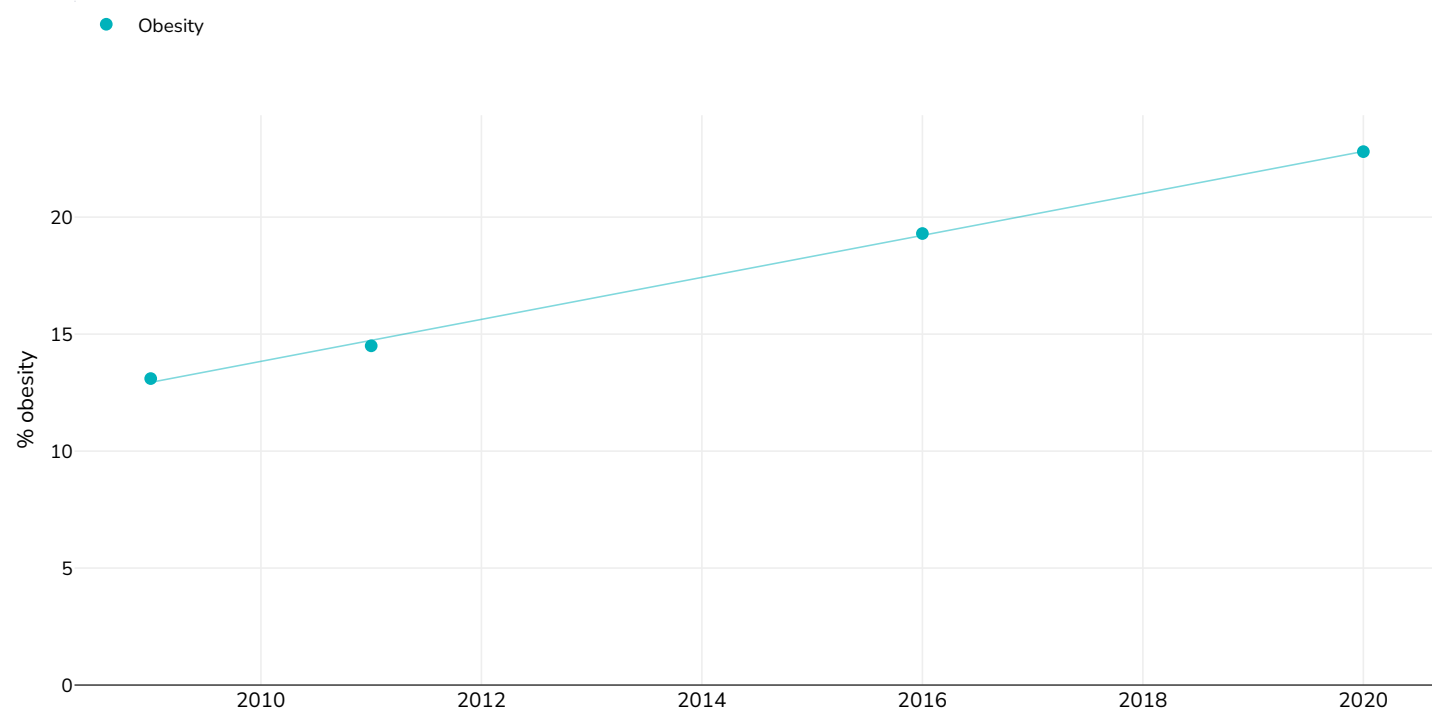
## Infants, 2016-2017



Survey type:	Measured
Age:	0-5
Sample size:	2327
Area covered:	National
References:	Ministry of Health - MOH/Maldives and ICF. 2018. Maldives Demographic and Health Survey 2016-17. Malé, Maldives, and Rockville, Maryland, USA: MOH and ICF.. <a href="https://www.dhsprogram.com/pubs/pdf/FR349/FR349.pdf">https://www.dhsprogram.com/pubs/pdf/FR349/FR349.pdf</a>
Notes:	Infants.
Definitions:	Weight for height. Overweight = >2SD
Cutoffs:	Other

## % Adults living with obesity in Maldives 2009-2016

### Women



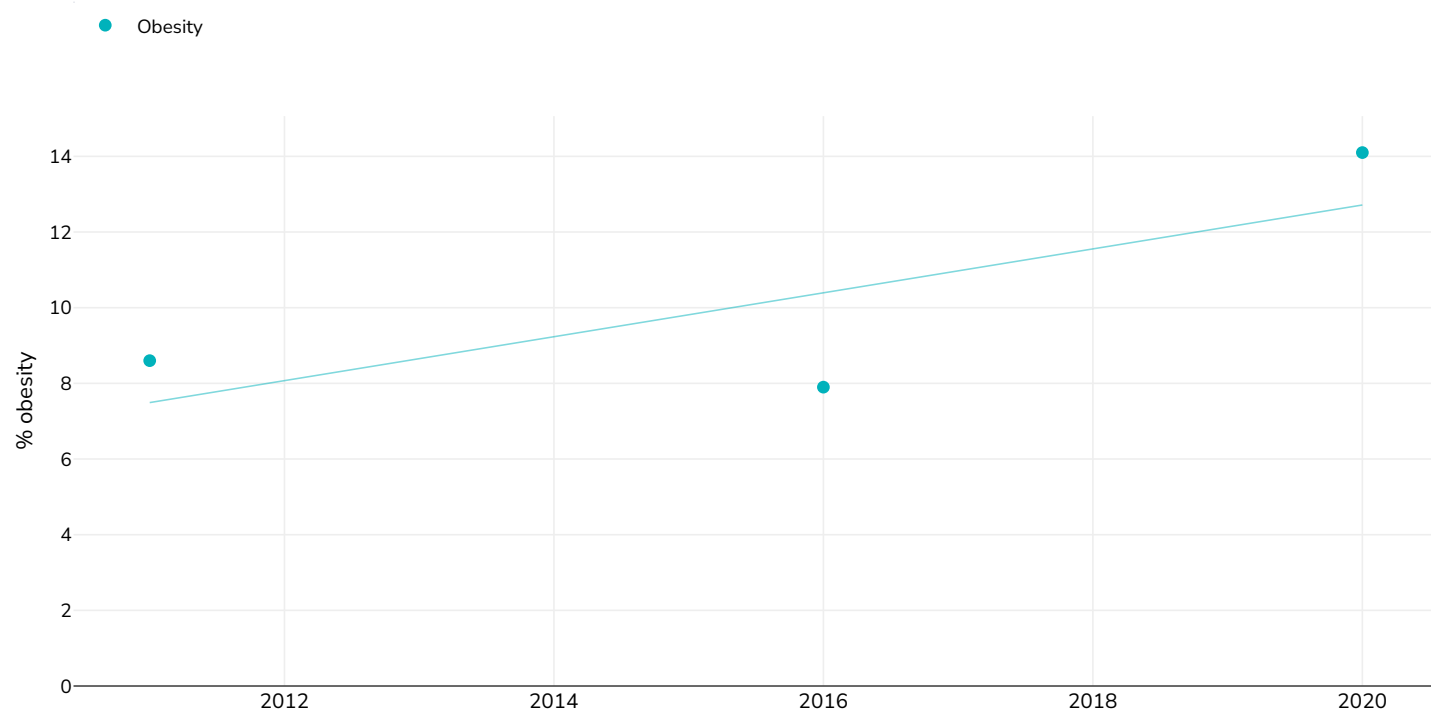
Survey type: Measured

References: 2009: Ministry of Health and Family - MOHF/Maldives and ICF Macro. 2010. Maldives Demographic and Health Survey 2009. Calverton, Maryland: MOHF and ICF Macro.  
2011: Maldives STEPS Survey 2011  
2016: Ministry of Health - MOH/Maldives and ICF. 2018. Maldives Demographic and Health Survey 2016-17. Malé, Maldives, and Rockville, Maryland, USA: MOH and ICF. <https://www.dhsprogram.com/pubs/pdf/FR349/FR349.pdf> (Last accessed 03.08.2022)  
2020: WHO STEP Survey on Risk Factors for Noncommunicable Diseases. Maldives 2020-21. <https://health.gov.mv/storage/uploads/2ywDEKYN/vltwo5kq.pdf> (Accessed 20.06.23)

*Unless otherwise noted, overweight refers to a BMI between 25kg and 29.9kg/m<sup>2</sup>, obesity refers to a BMI greater than 30kg/m<sup>2</sup>.*

*Different methodologies may have been used to collect this data and so data from different surveys may not be strictly comparable. Please check with original data sources for methodologies used.*

## Men



Survey type: Measured

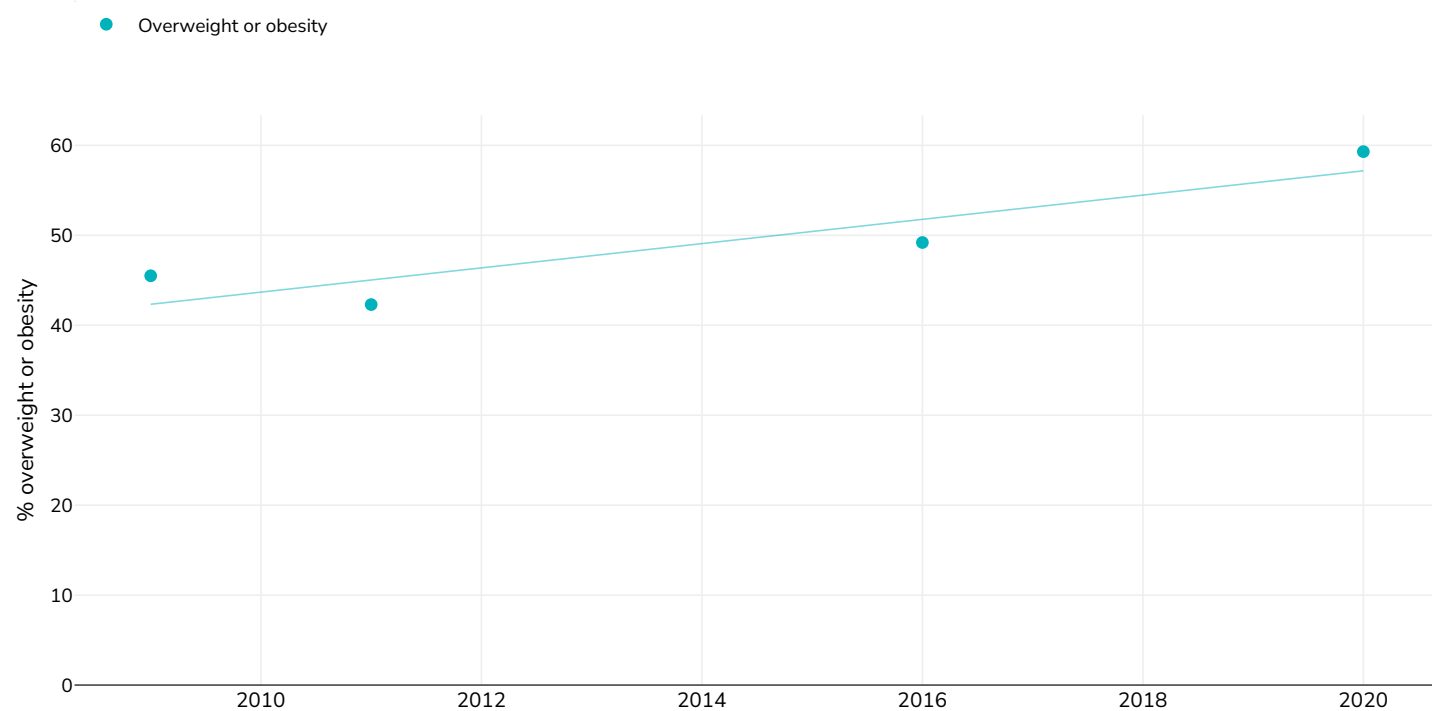
References: 2009: Ministry of Health and Family - MOHF/Maldives and ICF Macro. 2010. Maldives Demographic and Health Survey 2009. Calverton, Maryland: MOHF and ICF Macro.  
 2011: Maldives STEPS Survey 2011  
 2016: Ministry of Health - MOH/Maldives and ICF. 2018. Maldives Demographic and Health Survey 2016-17. Malé, Maldives, and Rockville, Maryland, USA: MOH and ICF. <https://www.dhsprogram.com/pubs/pdf/FR349/FR349.pdf> (Last accessed 03.08.2022)  
 2020: WHO STEP Survey on Risk Factors for Noncommunicable Diseases. Maldives 2020-21. <https://health.gov.mv/storage/uploads/2ywDEKYN/vltwo5kq.pdf> (Accessed 20.06.23)

*Unless otherwise noted, overweight refers to a BMI between 25kg and 29.9kg/m<sup>2</sup>, obesity refers to a BMI greater than 30kg/m<sup>2</sup>.*

*Different methodologies may have been used to collect this data and so data from different surveys may not be strictly comparable. Please check with original data sources for methodologies used.*

## % Adults living with overweight or obesity in Maldives 2009-2016

### Women



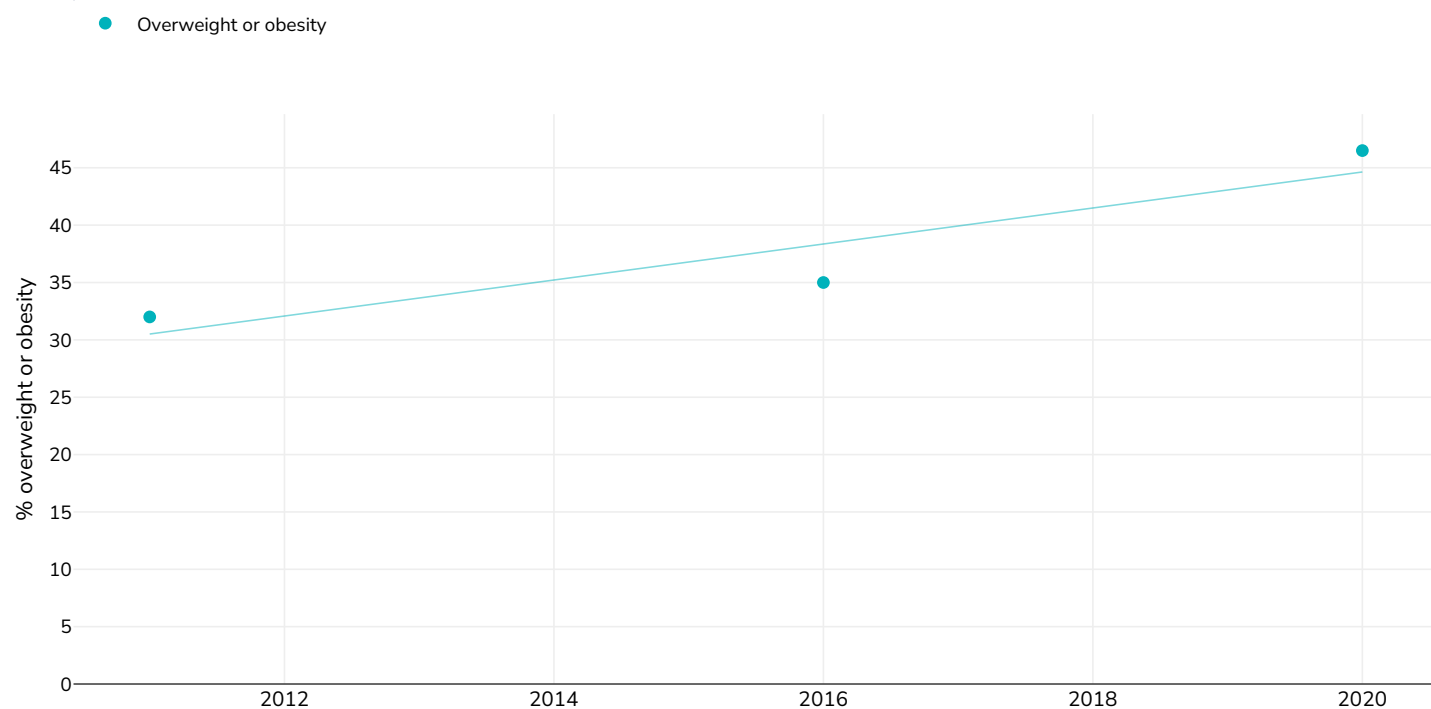
Survey type: Measured

References: 2009: Ministry of Health and Family - MOHF/Maldives and ICF Macro. 2010. Maldives Demographic and Health Survey 2009. Calverton, Maryland: MOHF and ICF Macro.  
2011: Maldives STEPS Survey 2011  
2016: Ministry of Health - MOH/Maldives and ICF. 2018. Maldives Demographic and Health Survey 2016-17. Malé, Maldives, and Rockville, Maryland, USA: MOH and ICF. <https://www.dhsprogram.com/pubs/pdf/FR349/FR349.pdf> (Last accessed 03.08.2022)  
2020: WHO STEP Survey on Risk Factors for Noncommunicable Diseases. Maldives 2020-21. <https://health.gov.mv/storage/uploads/2ywDEKYN/vltwo5kq.pdf> (Accessed 20.06.23)

*Unless otherwise noted, overweight refers to a BMI between 25kg and 29.9kg/m<sup>2</sup>, obesity refers to a BMI greater than 30kg/m<sup>2</sup>.*

*Different methodologies may have been used to collect this data and so data from different surveys may not be strictly comparable. Please check with original data sources for methodologies used.*

## Men



Survey type: Measured

References: 2009: Ministry of Health and Family - MOHF/Maldives and ICF Macro. 2010. Maldives Demographic and Health Survey 2009. Calverton, Maryland: MOHF and ICF Macro.  
2011: Maldives STEPS Survey 2011  
2016: Ministry of Health - MOH/Maldives and ICF. 2018. Maldives Demographic and Health Survey 2016-17. Malé, Maldives, and Rockville, Maryland, USA: MOH and ICF. <https://www.dhsprogram.com/pubs/pdf/FR349/FR349.pdf> (Last accessed 03.08.2022)  
2020: WHO STEP Survey on Risk Factors for Noncommunicable Diseases. Maldives 2020-21. <https://health.gov.mv/storage/uploads/2ywDEKYN/vltwo5kq.pdf> (Accessed 20.06.23)

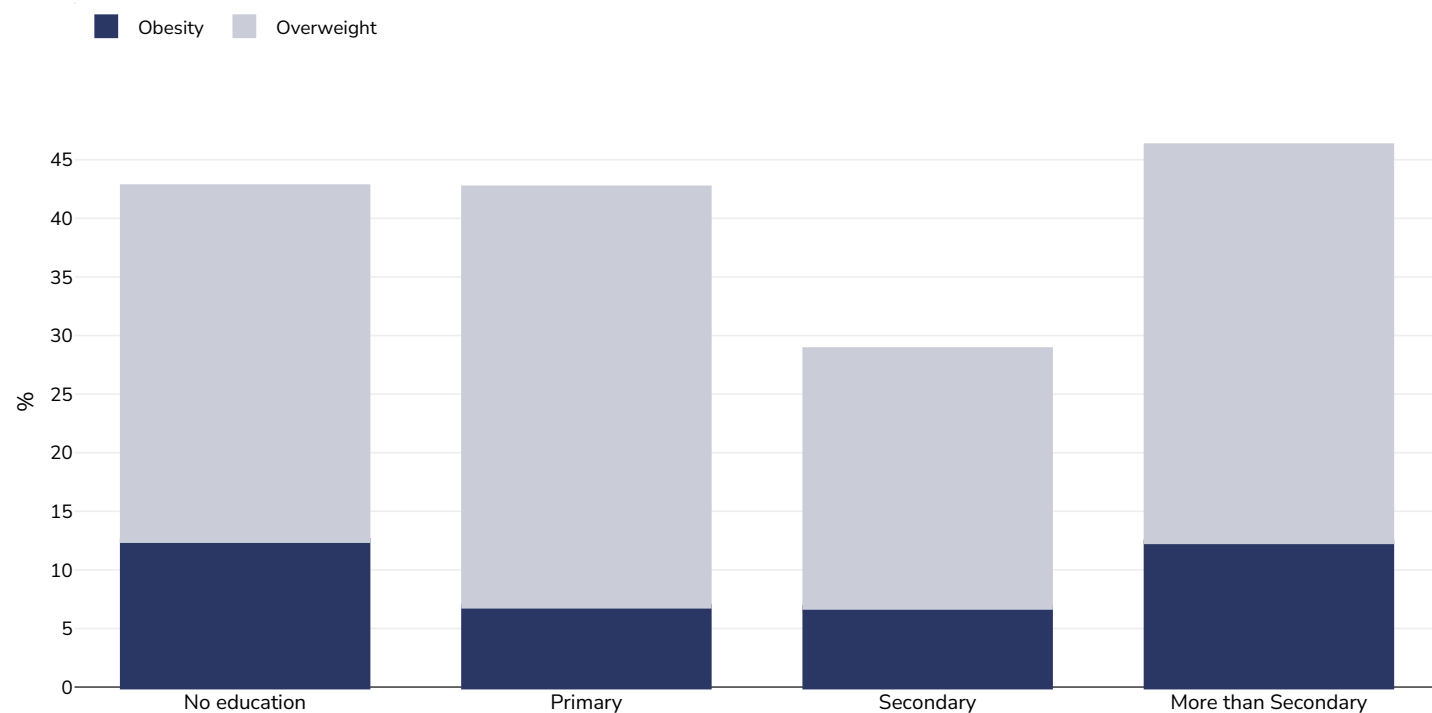
*Unless otherwise noted, overweight refers to a BMI between 25kg and 29.9kg/m<sup>2</sup>, obesity refers to a BMI greater than 30kg/m<sup>2</sup>.*

*Different methodologies may have been used to collect this data and so data from different surveys may not be strictly comparable. Please check with original data sources for methodologies used.*



## Overweight/obesity by education

Men, 2017



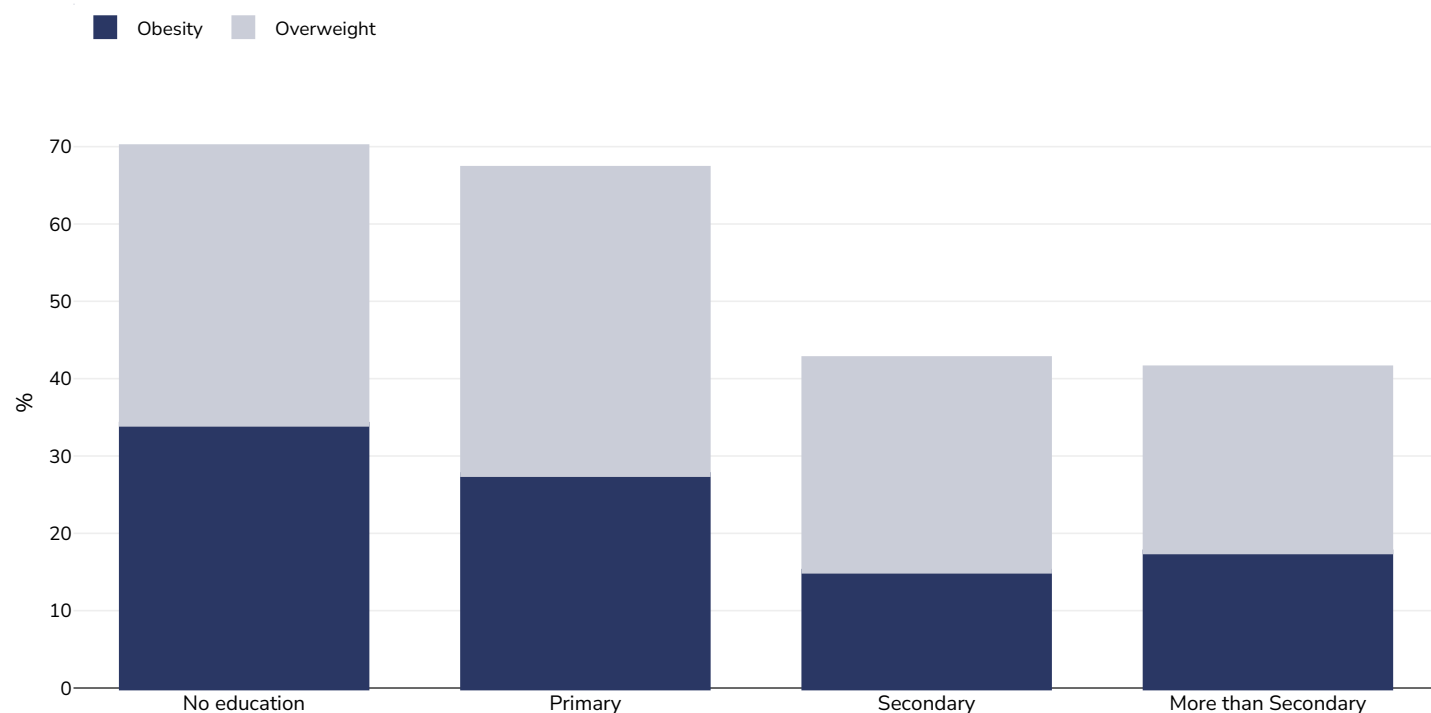
Survey type:	Measured
Age:	15-49
Sample size:	10313
Area covered:	National

References: Ministry of Health - MOH/Maldives and ICF. 2018. Maldives Demographic and Health Survey 2016-17. Malé, Maldives, and Rockville, Maryland, USA: MOH and ICF.

Notes: Demographic Health Survey data includes ever married women aged 15-49 years only and may include males aged 15-59.

*Unless otherwise noted, overweight refers to a BMI between 25kg and 29.9kg/m<sup>2</sup>, obesity refers to a BMI greater than 30kg/m<sup>2</sup>.*

## Women, 2017



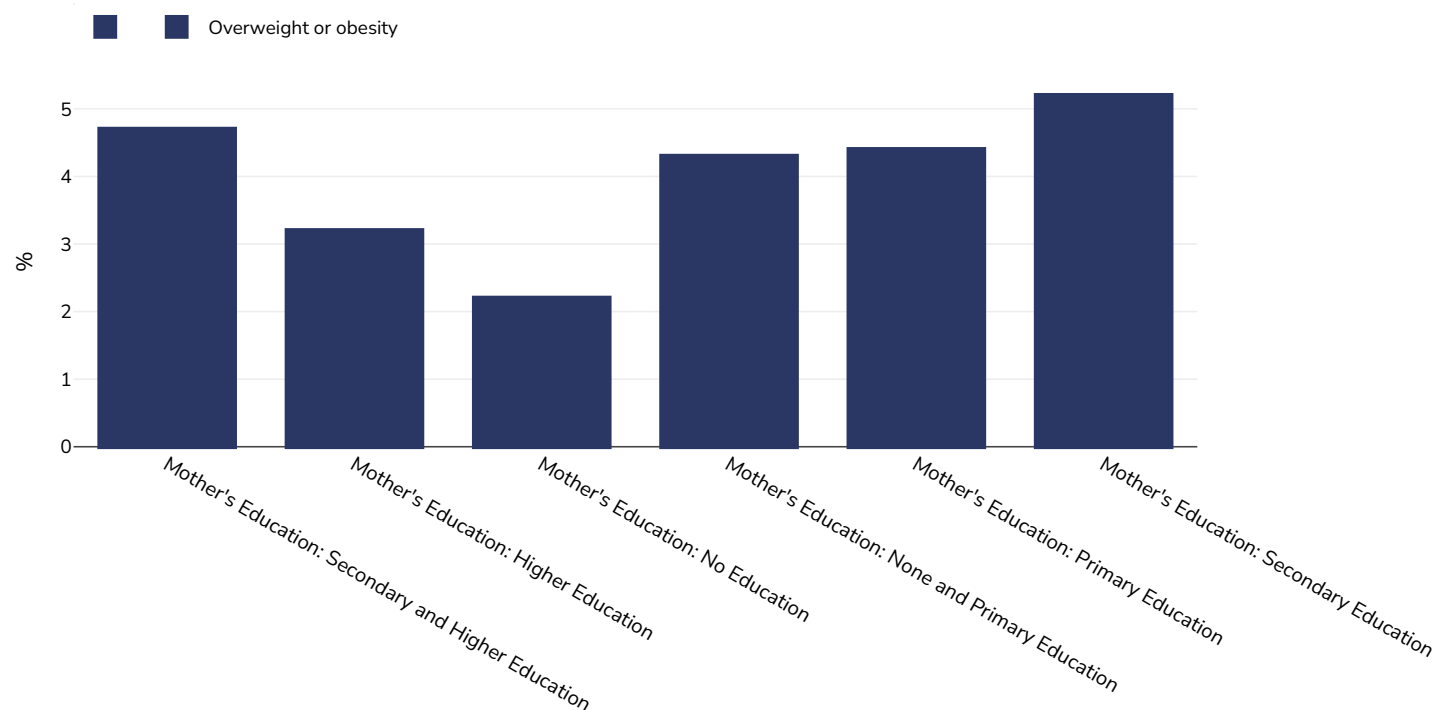
Survey type:	Measured
Age:	15-49
Sample size:	10313
Area covered:	National

References: Ministry of Health - MOH/Maldives and ICF. 2018. Maldives Demographic and Health Survey 2016-17. Malé, Maldives, and Rockville, Maryland, USA: MOH and ICF.

Notes: Demographic Health Survey data includes ever married women aged 15-49 years only and may include males aged 15-59.

*Unless otherwise noted, overweight refers to a BMI between 25kg and 29.9kg/m<sup>2</sup>, obesity refers to a BMI greater than 30kg/m<sup>2</sup>.*

## Infants, 2016-2017



Sample size: 2260

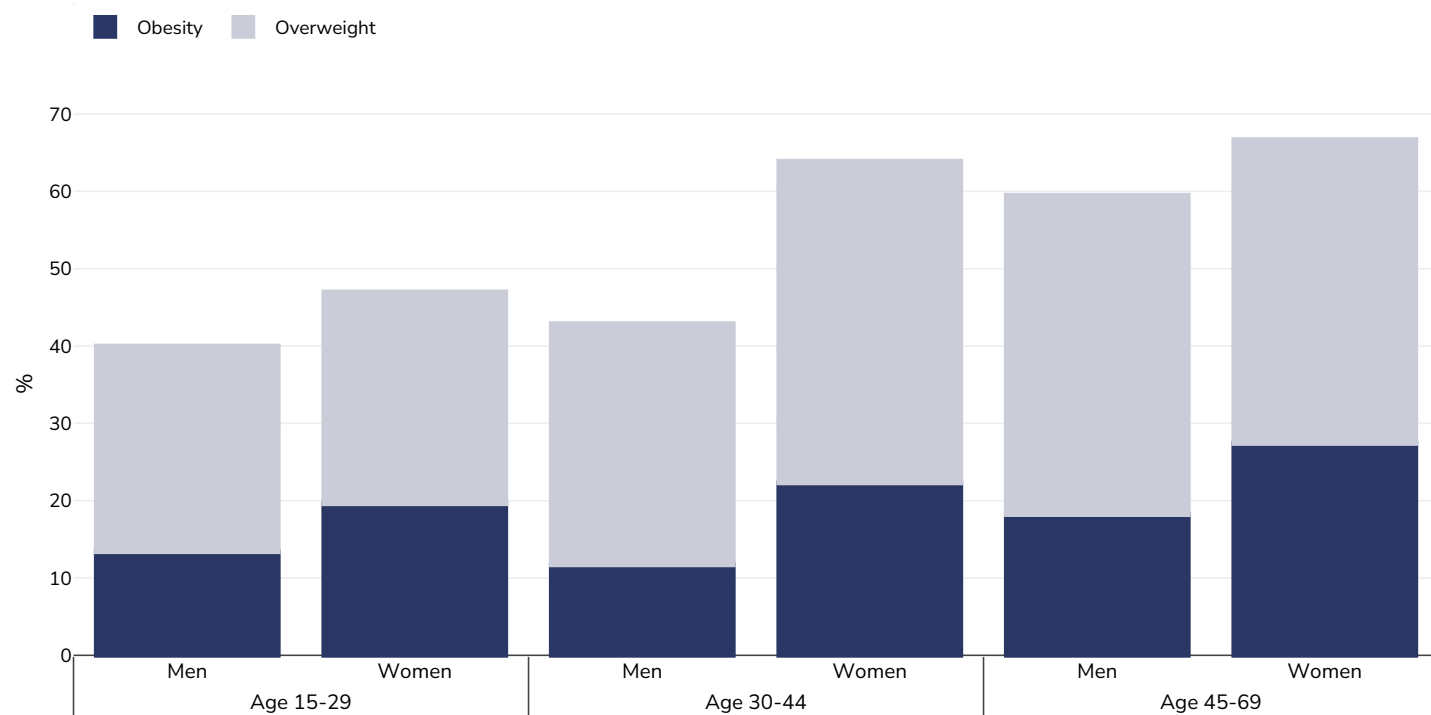
References: DHS: Maldives Demographic and Health Survey 2016-17. Malé, Maldives, and Rockville, Maryland, USA: MOH and ICF

Notes: UNICEF/WHO/World Bank Joint Child Malnutrition Estimates Expanded Database: Overweight (Survey Estimates), May 2023, New York. For more information about the methodology, please consult <https://data.unicef.org/resources/jme-2023-country-consultations/> Percentage of children under 5 years of age falling above 2 standard deviations (moderate and severe) from the median weight-for-height of the reference population.

Definitions: =>+2SD

## Overweight/obesity by age

### Adults, 2020-2021



Survey type: Measured

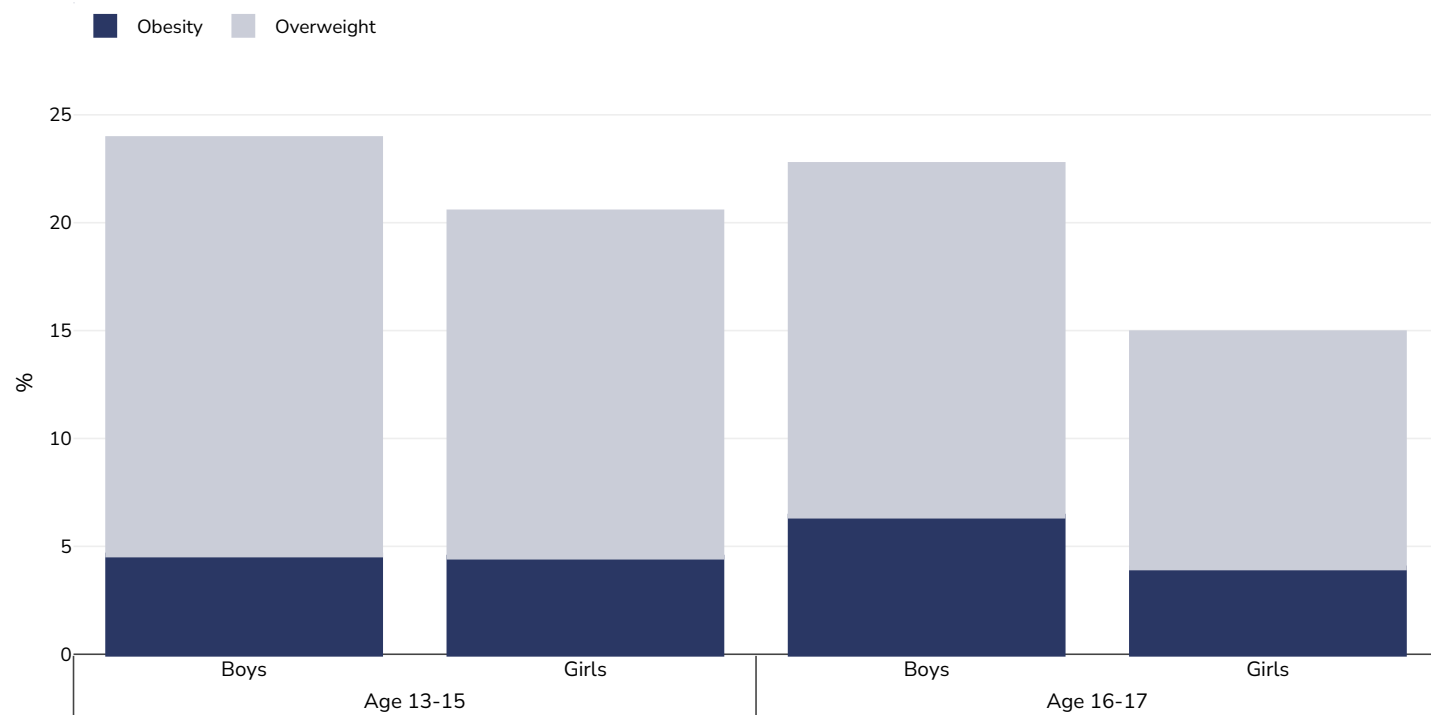
Sample size: 2667

Area covered: National

References: WHO STEP Survey on Risk Factors for Noncommunicable Diseases. Maldives 2020-21. <https://health.gov.mv/storage/uploads/2ywDEKYN/vltwo5kq.pdf> (Accessed 20.06.23)

*Unless otherwise noted, overweight refers to a BMI between 25kg and 29.9kg/m<sup>2</sup>, obesity refers to a BMI greater than 30kg/m<sup>2</sup>.*

## Children, 2014



Survey type: Measured

Sample size: 3493

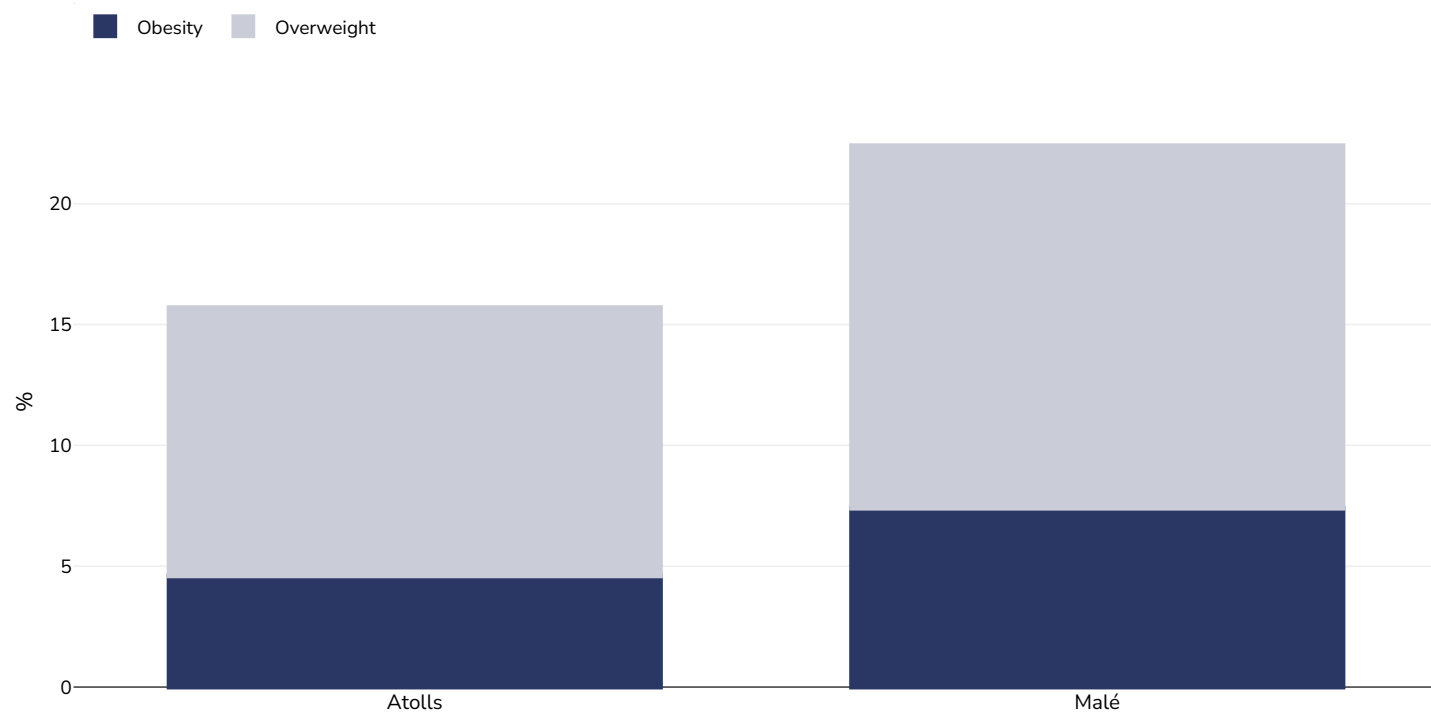
Area covered: National

References: 2014 GSHS Fact Sheet Maldives. Available at: [https://cdn.who.int/media/docs/default-source/ncds/ncd-surveillance/data-reporting/maldives/gshs/2014-maldives-gshs-fs.pdf?sfvrsn=392d9a2e\\_2&download=true](https://cdn.who.int/media/docs/default-source/ncds/ncd-surveillance/data-reporting/maldives/gshs/2014-maldives-gshs-fs.pdf?sfvrsn=392d9a2e_2&download=true)

Cutoffs: BMI-for-age

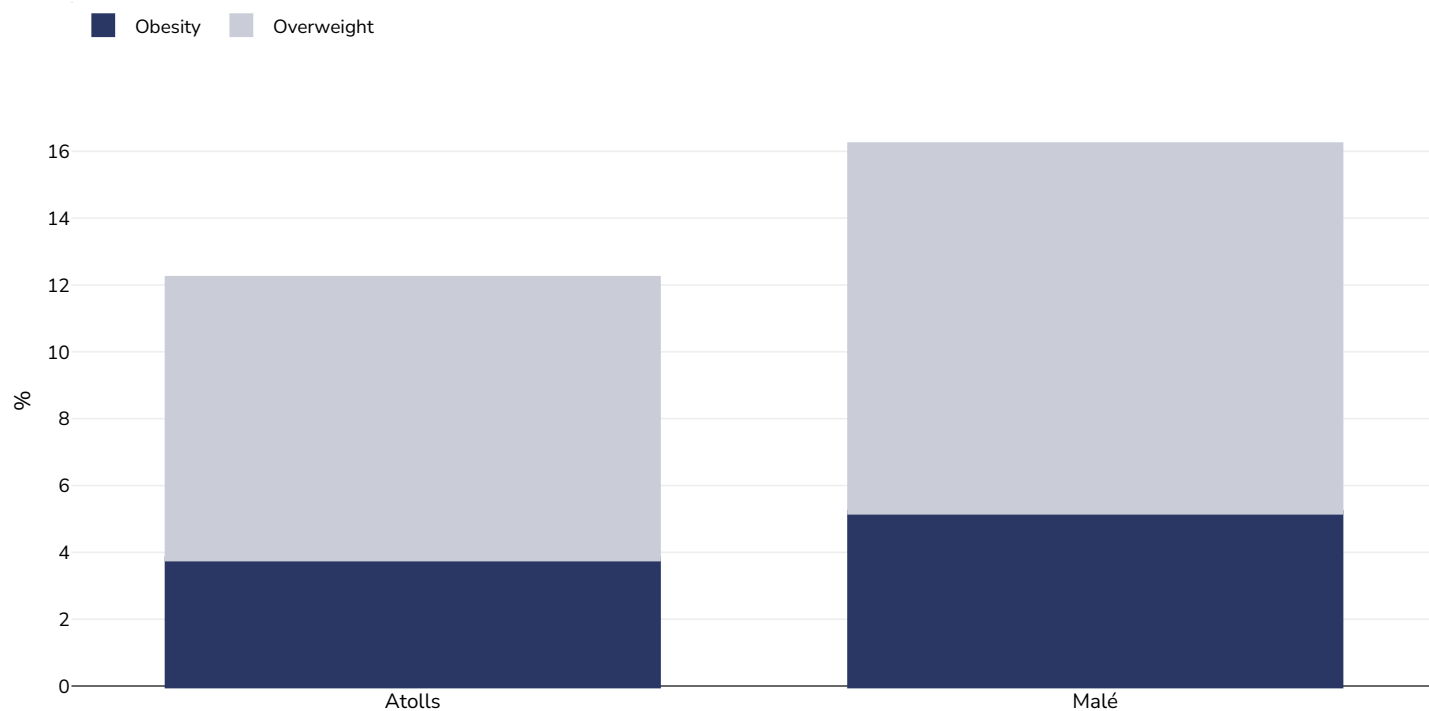
## Overweight/obesity by region

### Boys, 2014



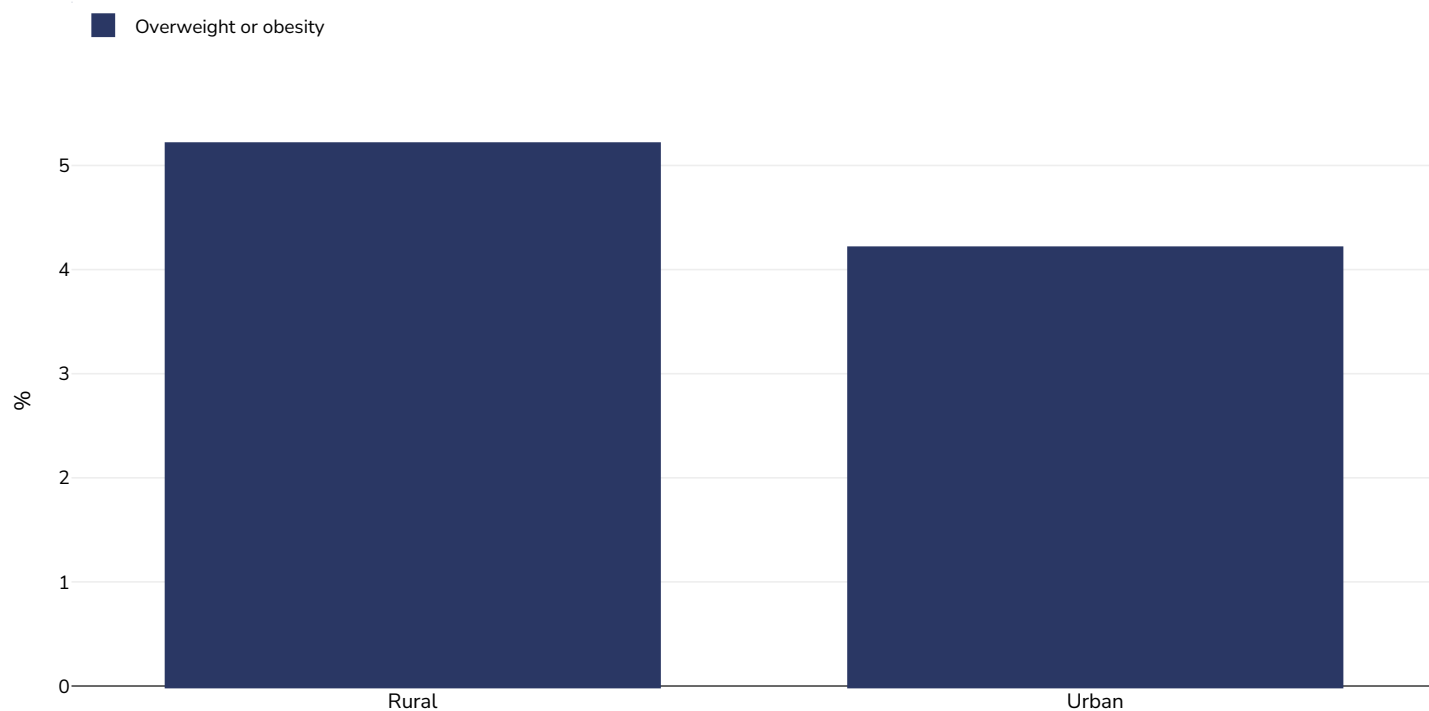
Survey type:	Self-reported
Age:	13-17
Sample size:	3493
Area covered:	National
References:	World Health Organization. Global school-based student health survey (GSHS). Available from: <a href="https://www.who.int/ncds/surveillance/gshs/factsheets/en/">https://www.who.int/ncds/surveillance/gshs/factsheets/en/</a> . [Accessed 20 February 2019].
Notes:	WHO cut-offs used and based on Self-reported data.
Cutoffs:	WHO

## Girls, 2014



Survey type:	Self-reported
Age:	13-17
Sample size:	3493
Area covered:	National
References:	World Health Organization. Global school-based student health survey (GSHS). Available from: <a href="https://www.who.int/ncds/surveillance/gshs/factsheets/en/">https://www.who.int/ncds/surveillance/gshs/factsheets/en/</a> . [Accessed 20 February 2019].
Notes:	WHO cut-offs used and based on Self-reported data.
Cutoffs:	WHO

## Infants, 2016-2017



Sample size: 2260

References: DHS: Maldives Demographic and Health Survey 2016-17. Malé, Maldives, and Rockville, Maryland, USA: MOH and ICF

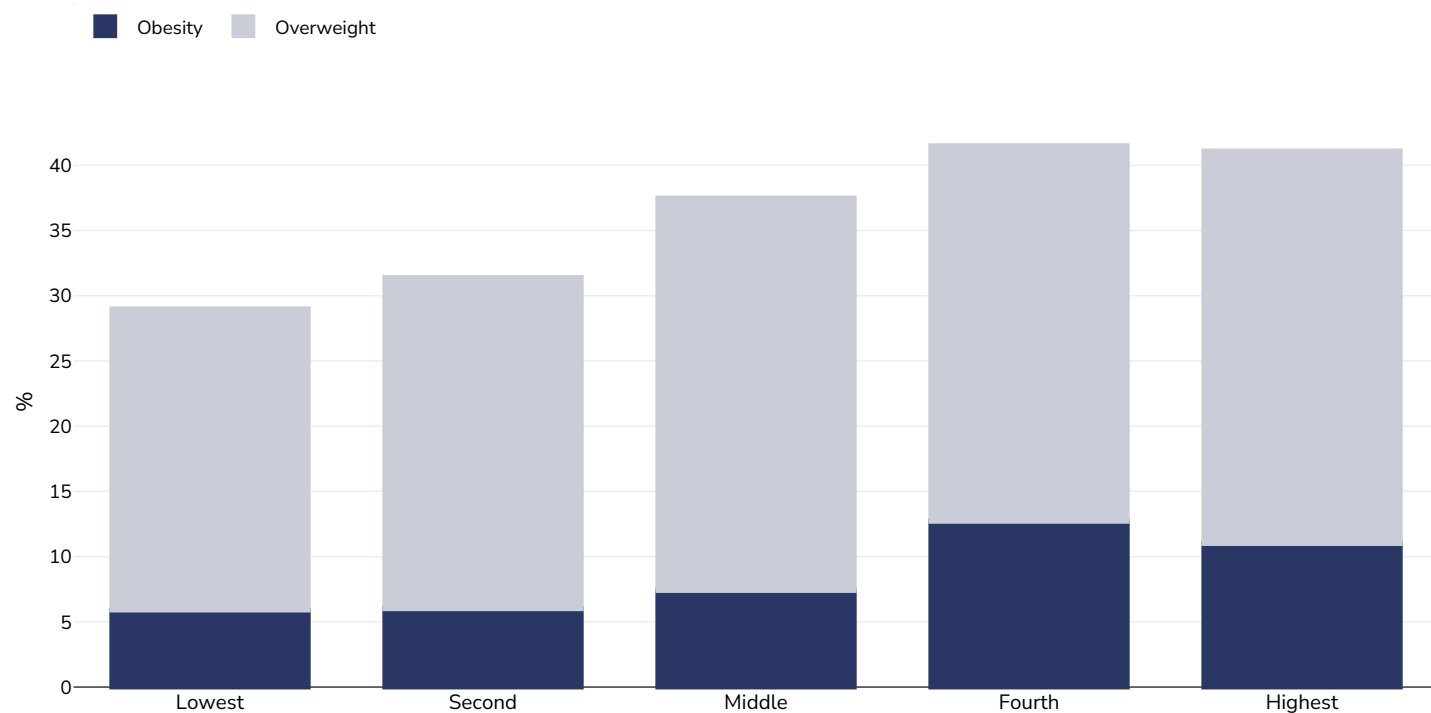
Notes: UNICEF/WHO/World Bank Joint Child Malnutrition Estimates Expanded Database: Overweight (Survey Estimates), May 2023, New York. For more information about the methodology, please consult <https://data.unicef.org/resources/jme-2023-country-consultations/> Percentage of children under 5 years of age falling above 2 standard deviations (moderate and severe) from the median weight-for-height of the reference population.

Definitions: =>+2SD



## Overweight/obesity by socio-economic group

### Men, 2017



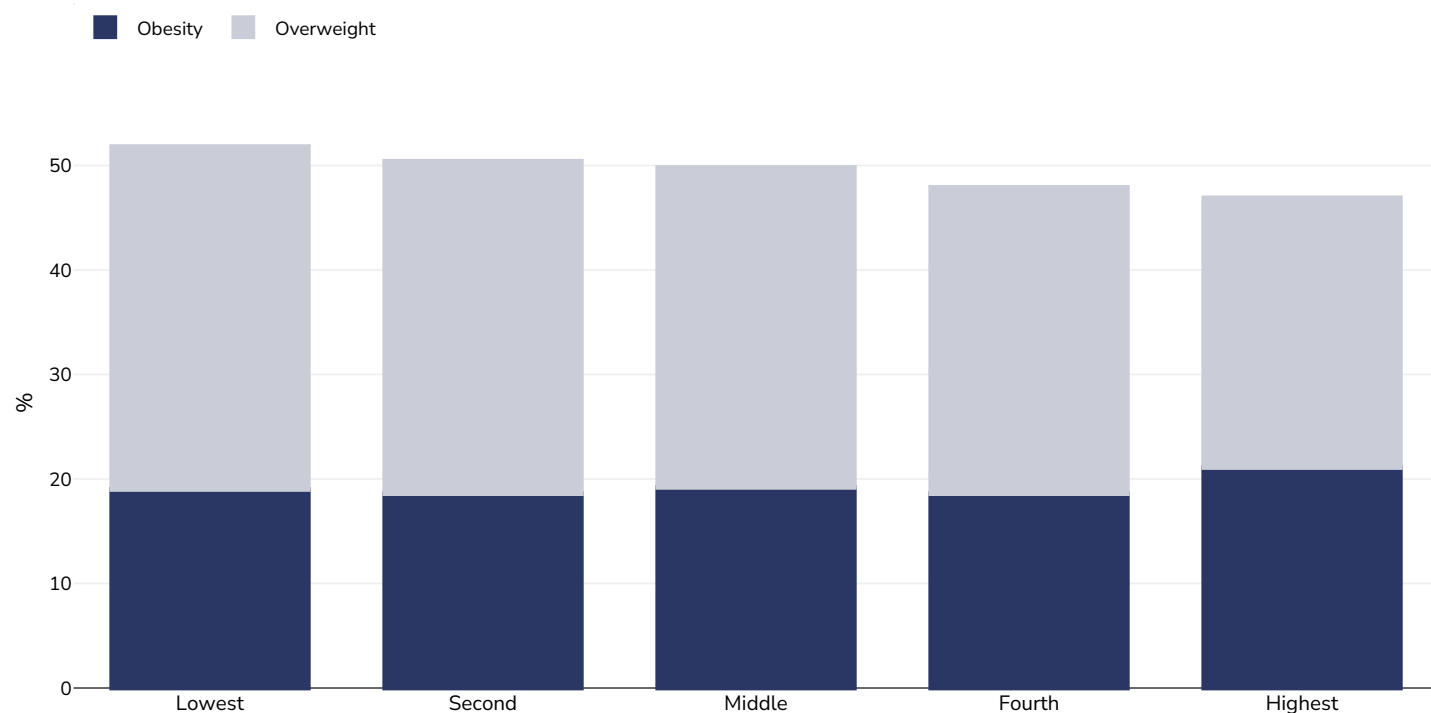
Survey type:	Measured
Age:	15-49
Sample size:	10313
Area covered:	National

References: Ministry of Health - MOH/Maldives and ICF. 2018. Maldives Demographic and Health Survey 2016-17. Malé, Maldives, and Rockville, Maryland, USA: MOH and ICF. <https://www.dhsprogram.com/pubs/pdf/FR349/FR349.pdf>

Notes: Demographic Health Survey data includes ever married women aged 15-49 years only and may include males aged 15-59.

*Unless otherwise noted, overweight refers to a BMI between 25kg and 29.9kg/m<sup>2</sup>, obesity refers to a BMI greater than 30kg/m<sup>2</sup>.*

## Women, 2017



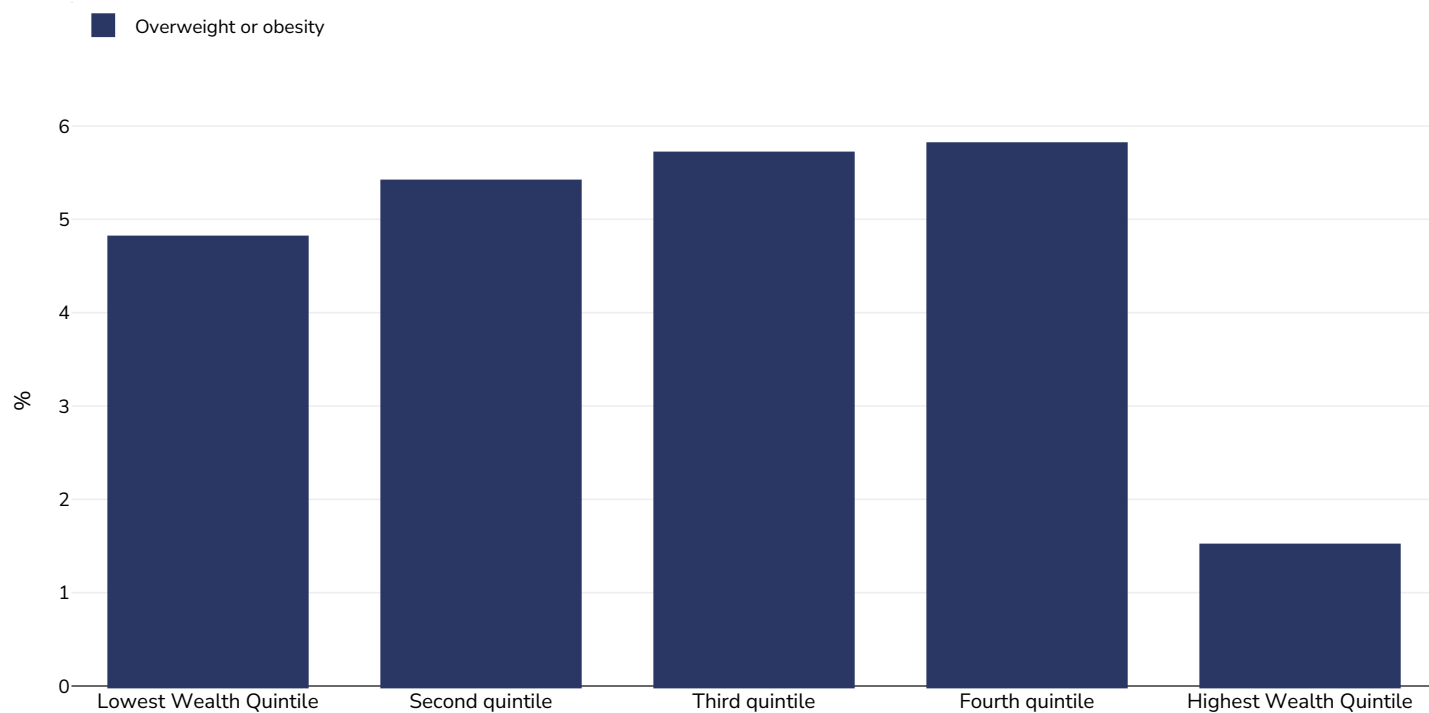
Survey type:	Measured
Age:	15-49
Sample size:	10313
Area covered:	National

References: Ministry of Health - MOH/Maldives and ICF. 2018. Maldives Demographic and Health Survey 2016-17. Malé, Maldives, and Rockville, Maryland, USA: MOH and ICF. <https://www.dhsprogram.com/pubs/pdf/FR349/FR349.pdf>

Notes: Demographic Health Survey data includes ever married women aged 15-49 years only and may include males aged 15-59.

*Unless otherwise noted, overweight refers to a BMI between 25kg and 29.9kg/m<sup>2</sup>, obesity refers to a BMI greater than 30kg/m<sup>2</sup>.*

## Infants, 2016-2017



Sample size: 2260

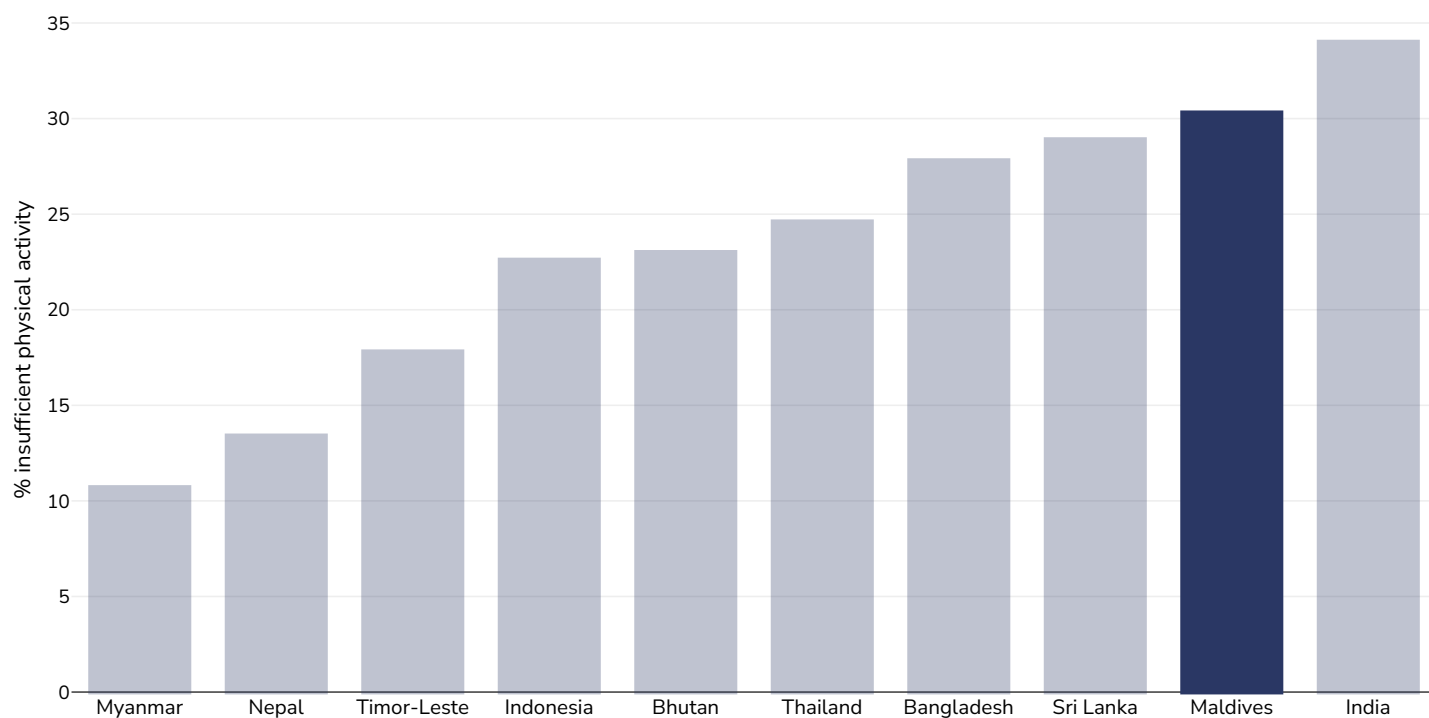
References: DHS: Maldives Demographic and Health Survey 2016-17. Malé, Maldives, and Rockville, Maryland, USA: MOH and ICF

Notes: UNICEF/WHO/World Bank Joint Child Malnutrition Estimates Expanded Database: Overweight (Survey Estimates), May 2023, New York. For more information about the methodology, please consult <https://data.unicef.org/resources/jme-2023-country-consultations/> Percentage of children under 5 years of age falling above 2 standard deviations (moderate and severe) from the median weight-for-height of the reference population.

Definitions: =>+2SD

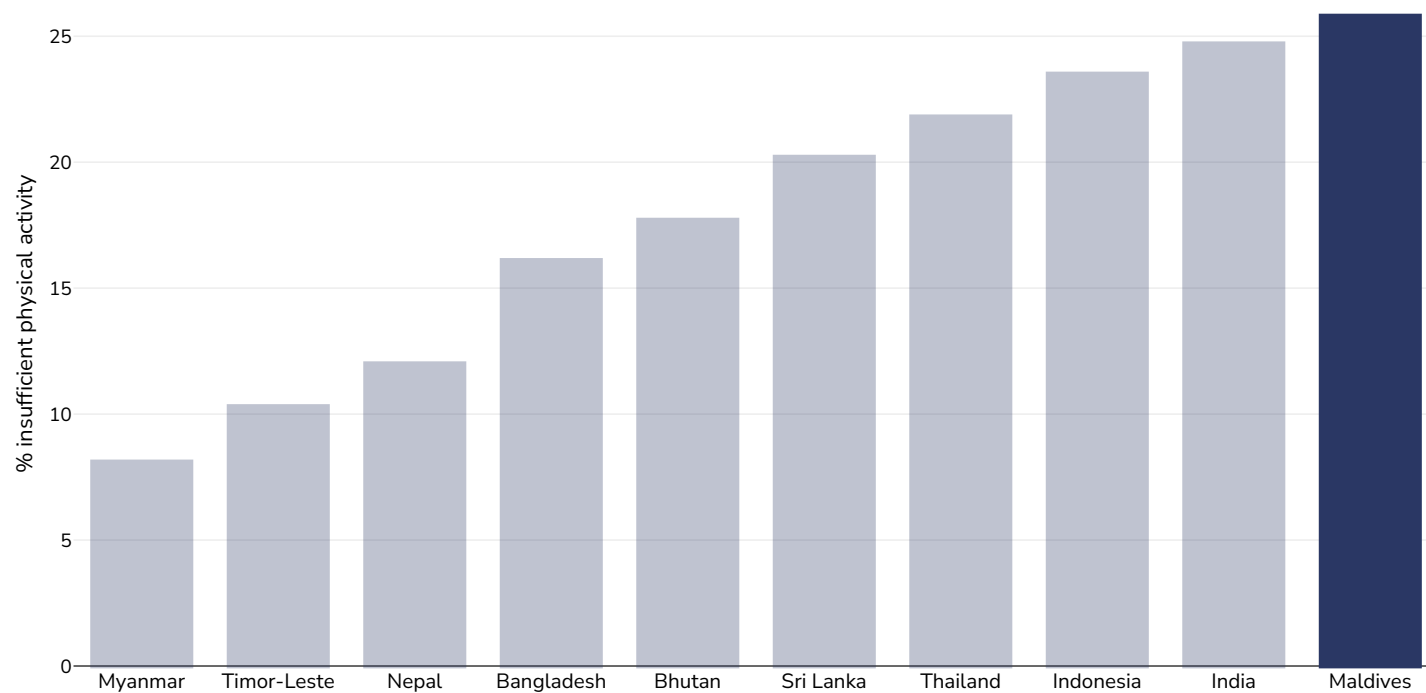
## Insufficient physical activity

### Adults, 2016



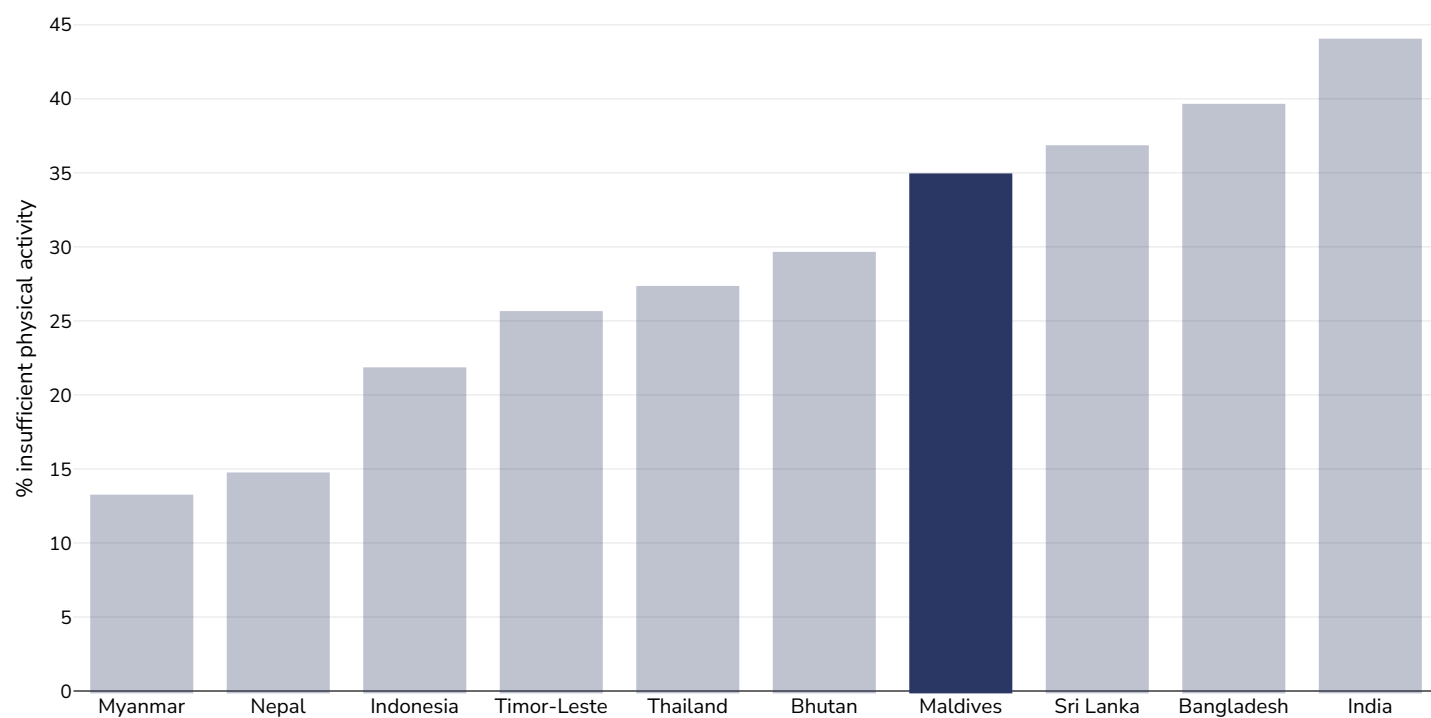
References: Guthold R, Stevens GA, Riley LM, Bull FC. Worldwide trends in insufficient physical activity from 2001 to 2016: a pooled analysis of 358 population-based surveys with 1.9 million participants. Lancet 2018 [http://dx.doi.org/10.1016/S2214-109X\(18\)30357-7](http://dx.doi.org/10.1016/S2214-109X(18)30357-7)

## Men, 2016



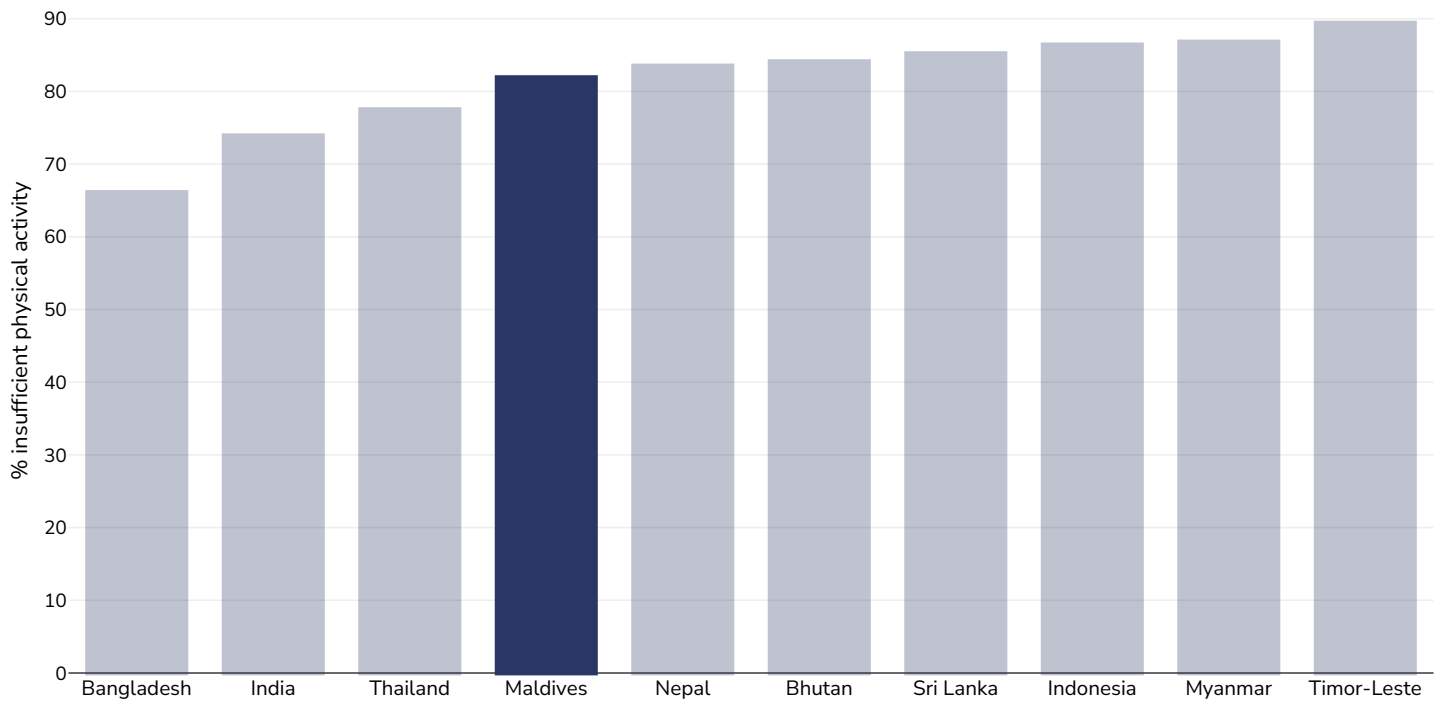
References: Guthold R, Stevens GA, Riley LM, Bull FC. Worldwide trends in insufficient physical activity from 2001 to 2016: a pooled analysis of 358 population-based surveys with 1.9 million participants. Lancet 2018 [http://dx.doi.org/10.1016/S2214-109X\(18\)30357-7](http://dx.doi.org/10.1016/S2214-109X(18)30357-7)

## Women, 2016



References: Guthold R, Stevens GA, Riley LM, Bull FC. Worldwide trends in insufficient physical activity from 2001 to 2016: a pooled analysis of 358 population-based surveys with 1.9 million participants. Lancet 2018 [http://dx.doi.org/10.1016/S2214-109X\(18\)30357-7](http://dx.doi.org/10.1016/S2214-109X(18)30357-7)

## Children, 2016



Survey type:

Self-reported

Age:

11-17

References:

Global Health Observatory data repository, World Health Organisation, <https://apps.who.int/gho/data/node.main.A893ADO?lang=en> (last accessed 16.03.21)

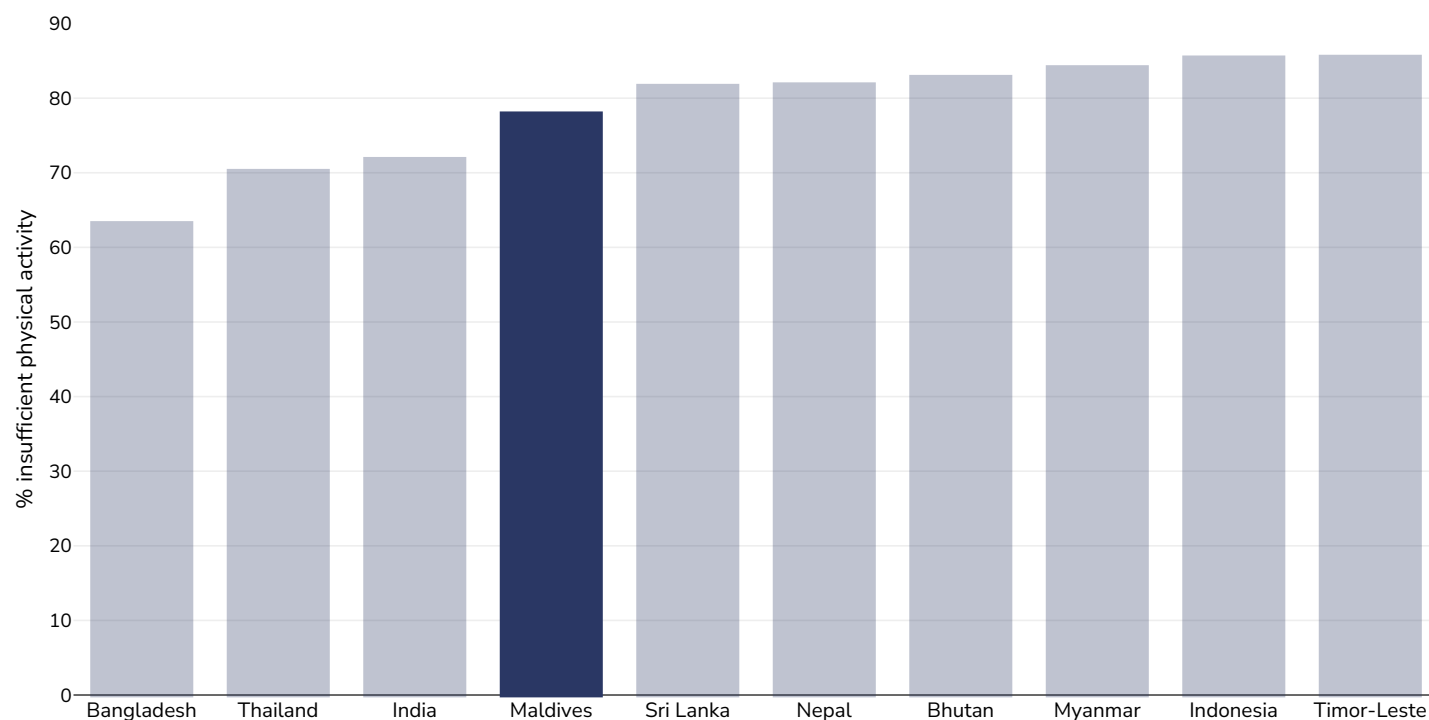
Notes:

% of school going adolescents not meeting WHO recommendations on Physical Activity for Health, i.e. doing less than 60 minutes of moderate- to vigorous-intensity physical activity daily.

Definitions:

% Adolescents insufficiently active (age standardised estimate)

## Boys, 2016



Survey  
type:

Self-reported

Age:

11-17

References:

Global Health Observatory data repository, World Health Organisation,  
<https://apps.who.int/gho/data/node.main.A893ADO?lang=en> (last accessed 16.03.21)

Notes:

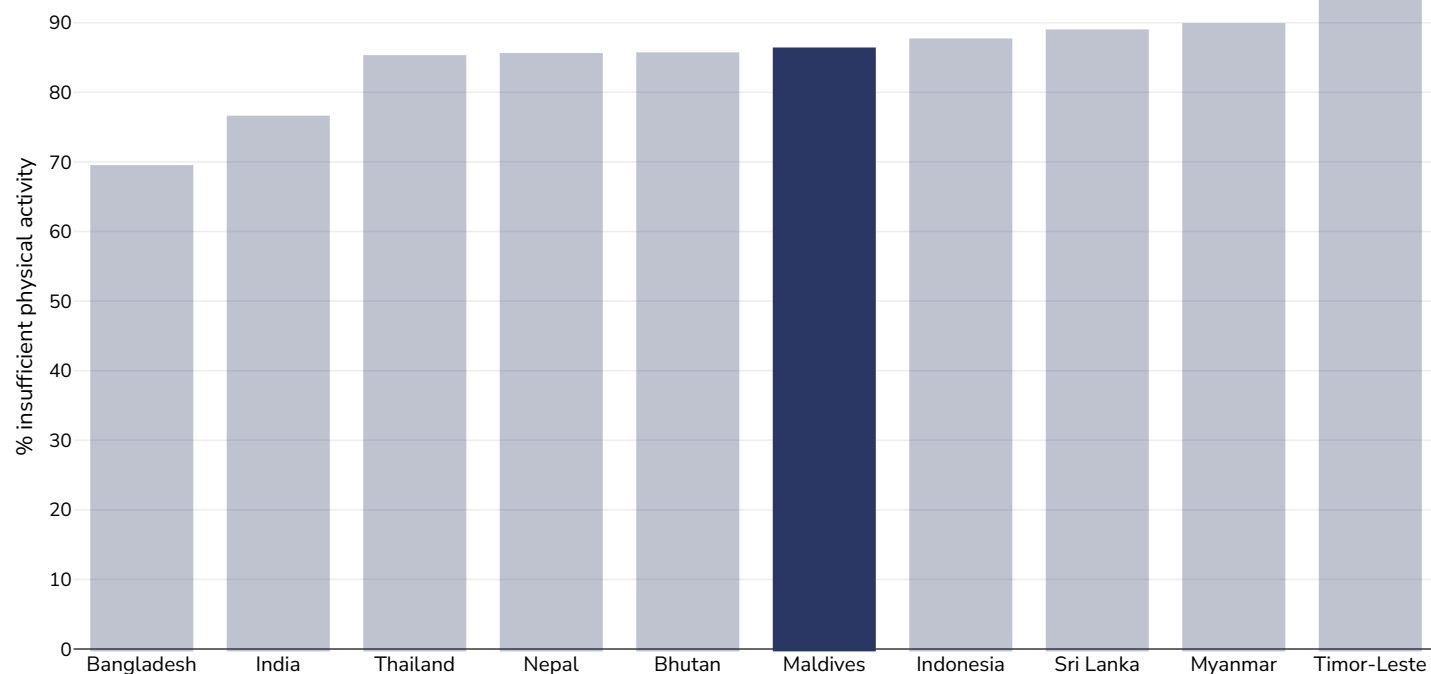
% of school going adolescents not meeting WHO recommendations on Physical Activity for Health, i.e. doing less than 60 minutes of moderate- to vigorous-intensity physical activity daily.

Definitions:

% Adolescents insufficiently active (age standardised estimate)



## Girls, 2016



Survey type:

Self-reported

Age:

11-17

References:

Global Health Observatory data repository, World Health Organisation, <https://apps.who.int/gho/data/node.main.A893ADO?lang=en> (last accessed 16.03.21)

Notes:

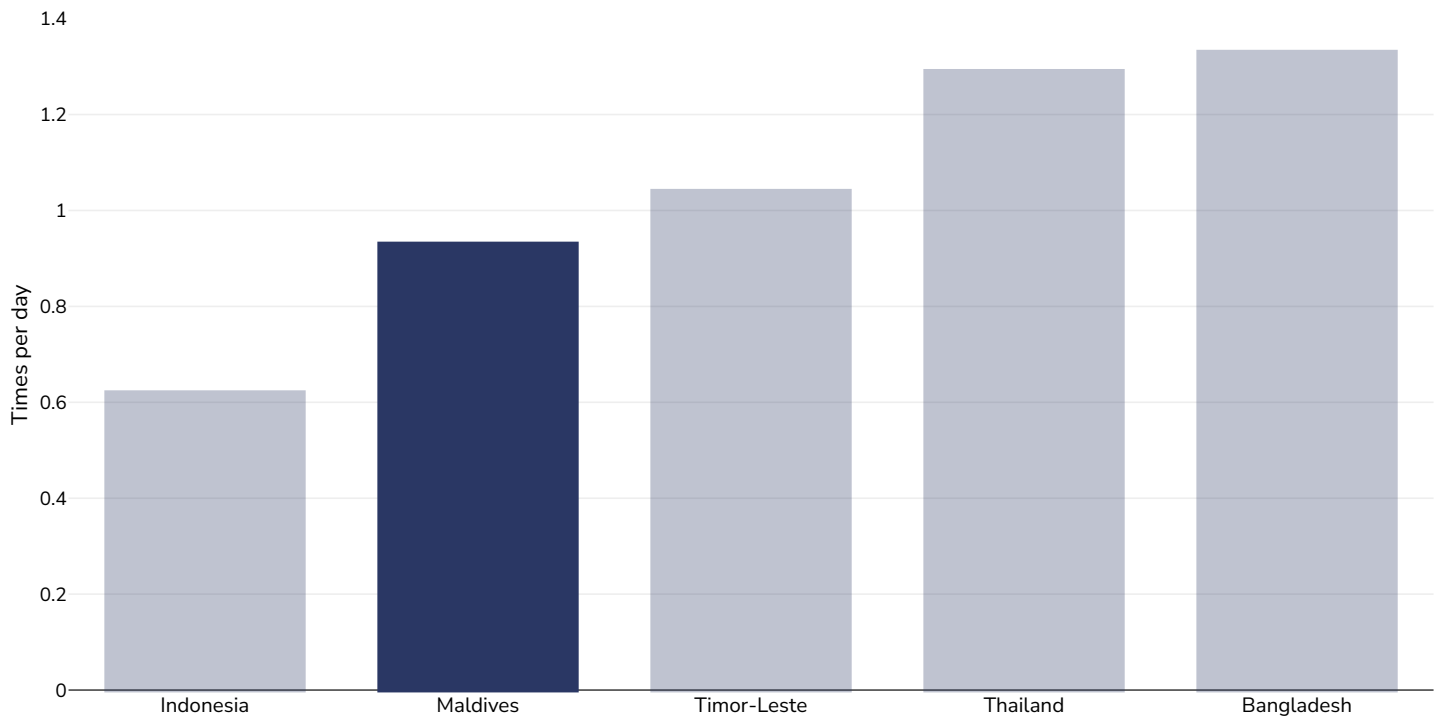
% of school going adolescents not meeting WHO recommendations on Physical Activity for Health, i.e. doing less than 60 minutes of moderate- to vigorous-intensity physical activity daily.

Definitions:

% Adolescents insufficiently active (age standardised estimate)

## Average daily frequency of carbonated soft drink consumption

### Children, 2014-2015



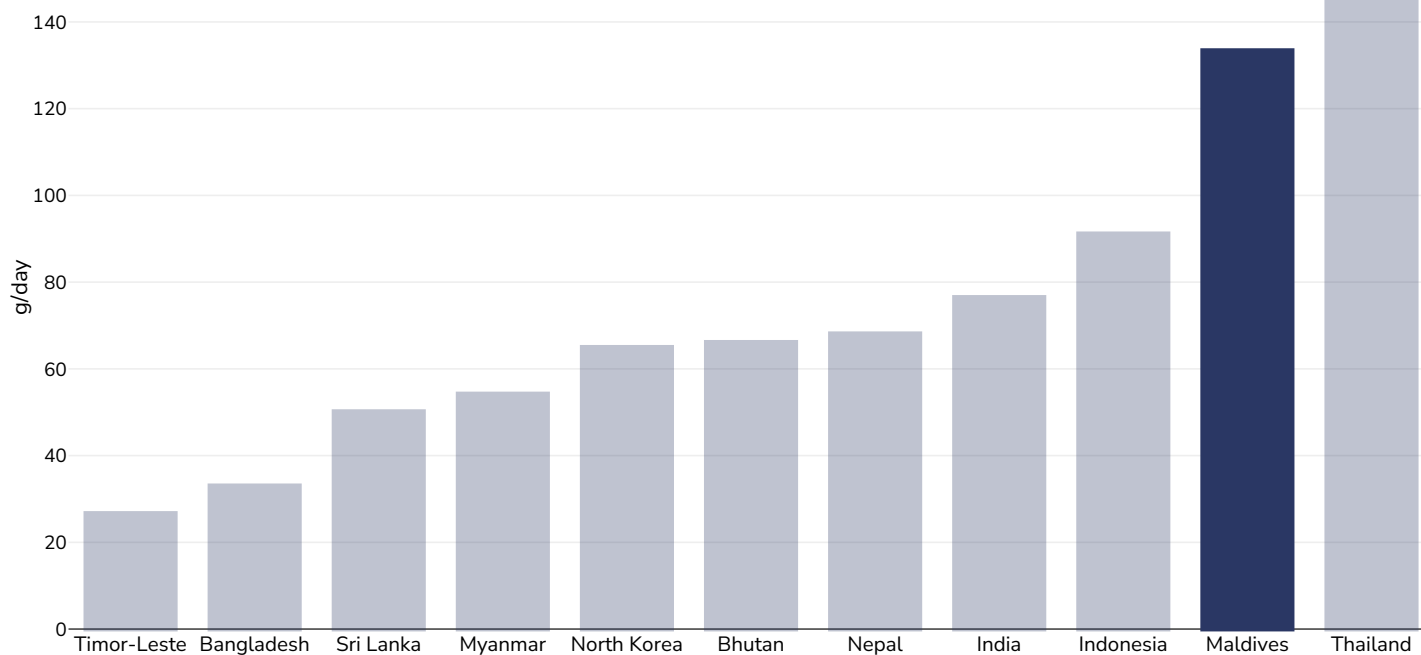
Survey type: Measured

Age: 12-17

References: Beal et al. (2019). Global Patterns of Adolescent Fruit, Vegetable, Carbonated Soft Drink, and Fast-food consumption: A meta-analysis of global school-based student health surveys. Food and Nutrition Bulletin. <https://doi.org/10.1177/0379572119848287> sourced from Food Systems Dashboard <http://www.foodsystemsdashboard.org/food-system>

## Estimated per capita fruit intake

Adults, 2017



Survey type: Measured

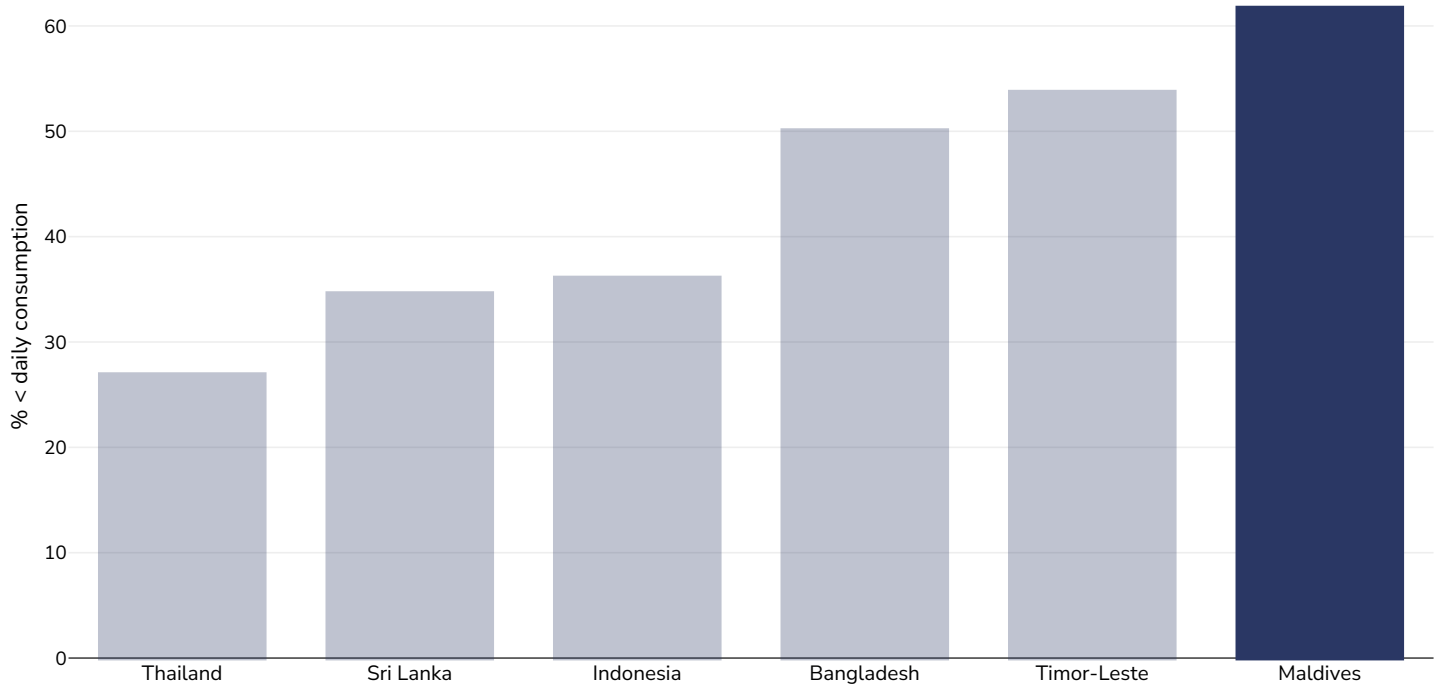
Age: 25+

References: Global Burden of Disease, the Institute for Health Metrics and Evaluation <http://ghdx.healthdata.org/>

Definitions: Estimated per-capita fruit intake (g/day)

## Prevalence of less than daily fruit consumption

### Children, 2008-2015



Survey type: Measured

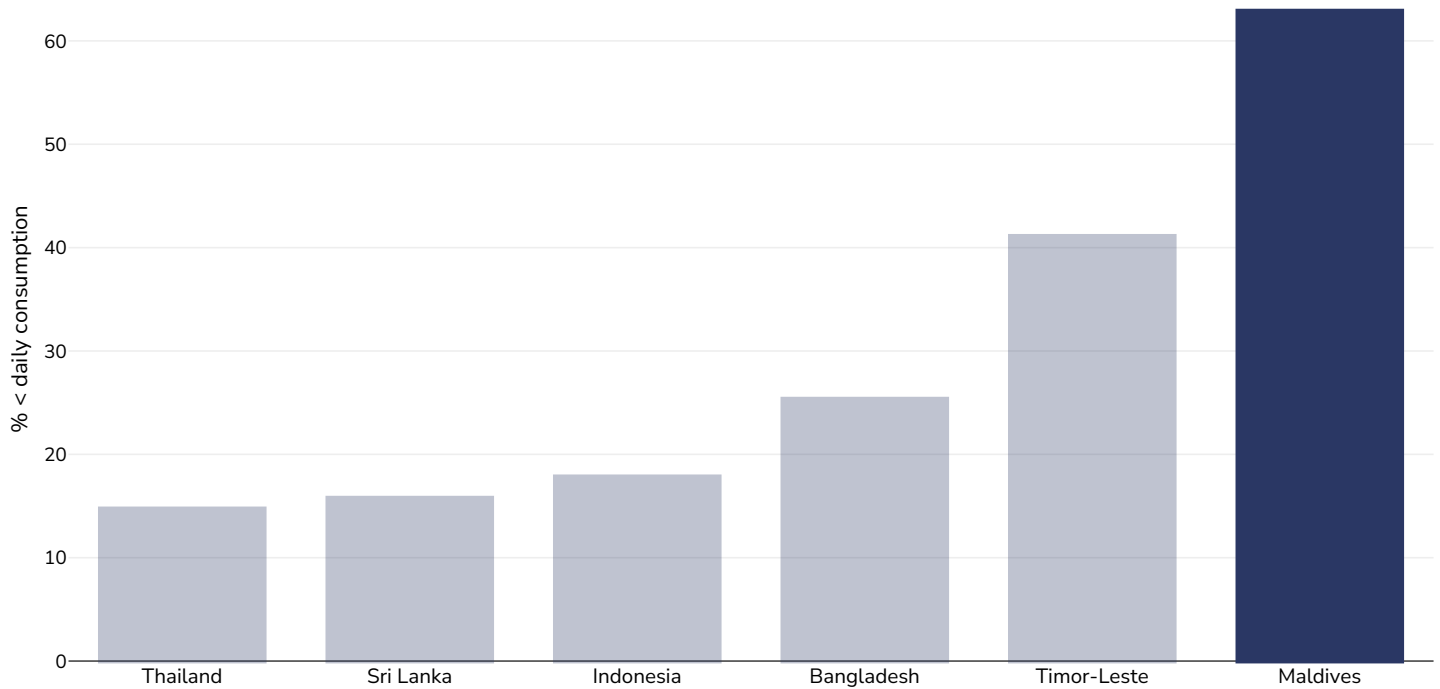
Age: 12-17

References: Global School-based Student Health Surveys. Beal et al (2019). Global Patterns of Adolescent Fruit, Vegetable, Carbonated Soft Drink, and Fast-food consumption: A meta-analysis of global school-based student health surveys. Food and Nutrition Bulletin. <https://doi.org/10.1177/0379572119848287>. Sourced from Food Systems Dashboard <http://www.foodsystemsdashboard.org/food-system>

Definitions: Prevalence of less-than-daily fruit consumption (% less-than-daily fruit consumption)

## Prevalence of less than daily vegetable consumption

### Children, 2008-2015



Survey type: Measured

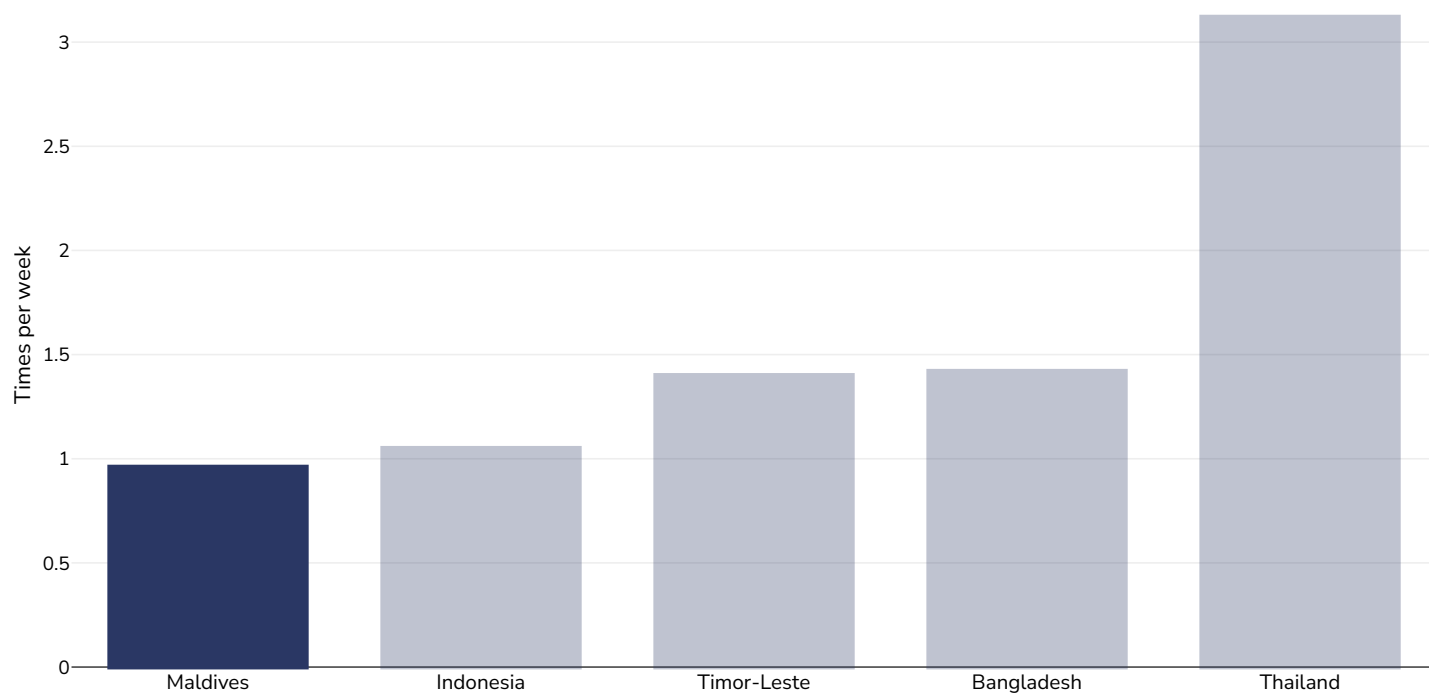
Age: 12-17

References: Beal et al. (2019). Global Patterns of Adolescent Fruit, Vegetable, Carbonated Soft Drink, and Fast-food consumption: A meta-analysis of global school-based student health surveys. Food and Nutrition Bulletin. <https://doi.org/10.1177/0379572119848287> sourced from Food Systems Dashboard <http://www.foodsystemsdashboard.org/food-system>

Definitions: Prevalence of less-than-daily vegetable consumption (% less-than-daily vegetable consumption)

## Average weekly frequency of fast food consumption

### Children, 2014-2015

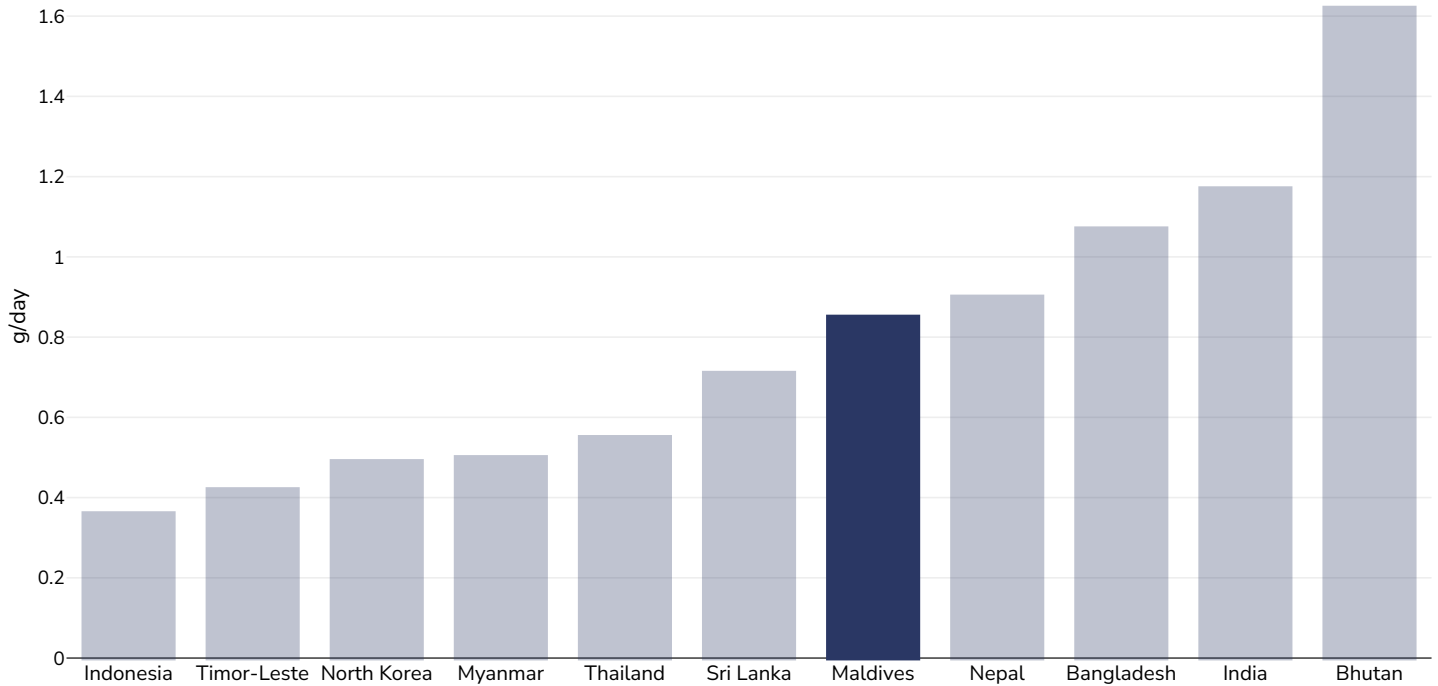


Age: 12-17

References: Beal et al. (2019). Global Patterns of Adolescent Fruit, Vegetable, Carbonated Soft Drink, and Fast-food consumption: A meta-analysis of global school-based student health surveys. Food and Nutrition Bulletin. <https://doi.org/10.1177/0379572119848287> sourced from Food Systems Dashboard <http://www.foodsystemsdashboard.org/food-system>

## Estimated per-capita processed meat intake

Adults, 2017



Survey type:

Measured

Age:

25+

References:

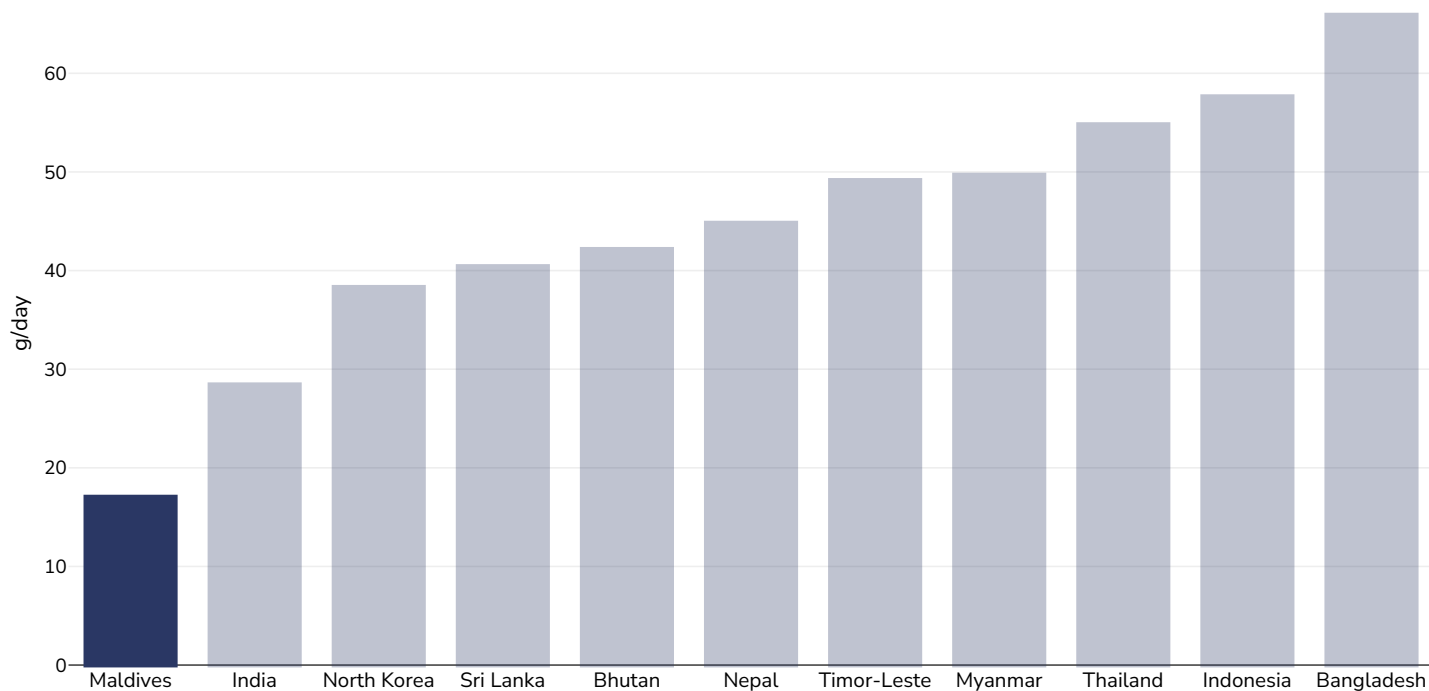
Global Burden of Disease, the Institute for Health Metrics and Evaluation <http://ghdx.healthdata.org/>

Definitions:

Estimated per-capita processed meat intake (g per day)

## Estimated per capita whole grains intake

Adults, 2017



Survey type:

Measured

Age:

25+

References:

Global Burden of Disease, the Institute for Health Metrics and Evaluation <http://ghdx.healthdata.org/>

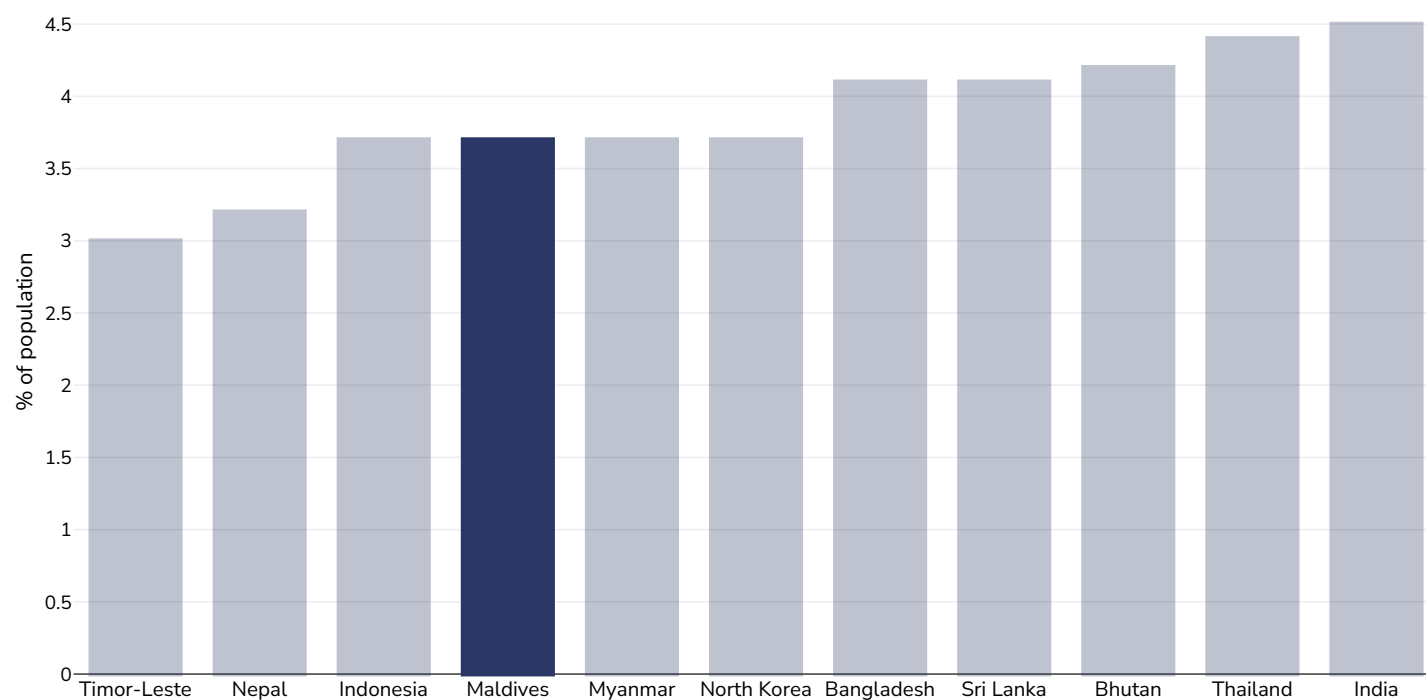
Definitions:

Estimated per-capita whole grains intake (g/day)



## Mental health - depression disorders

### Adults, 2015

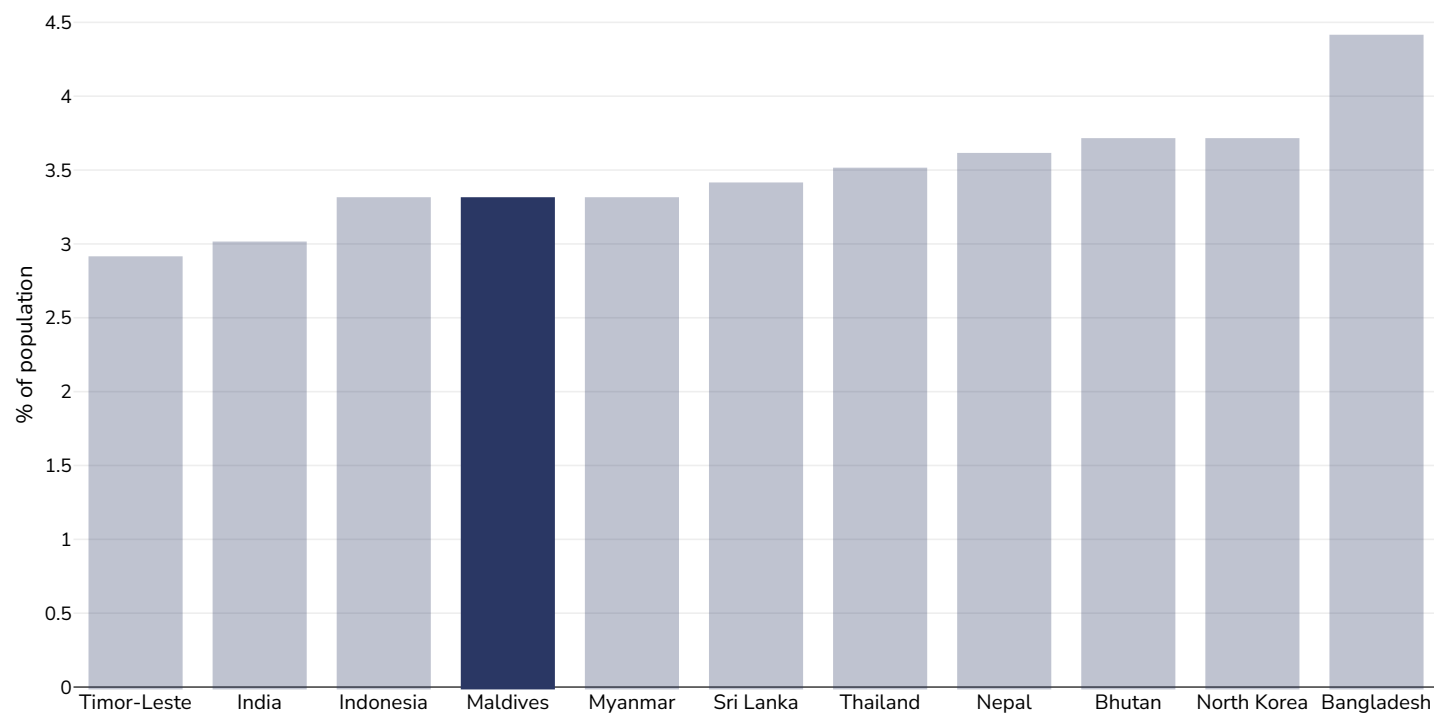


References: Prevalence data from Global Burden of Disease study 2015 (<http://ghdx.healthdata.org>) published in: Depression and Other Common Mental Disorders: Global Health Estimates. Geneva:World Health Organization; 2017. Licence: CC BY-NC-SA 3.0 IGO.

Definitions: % of population with depression disorders

## Mental health - anxiety disorders

### Adults, 2015

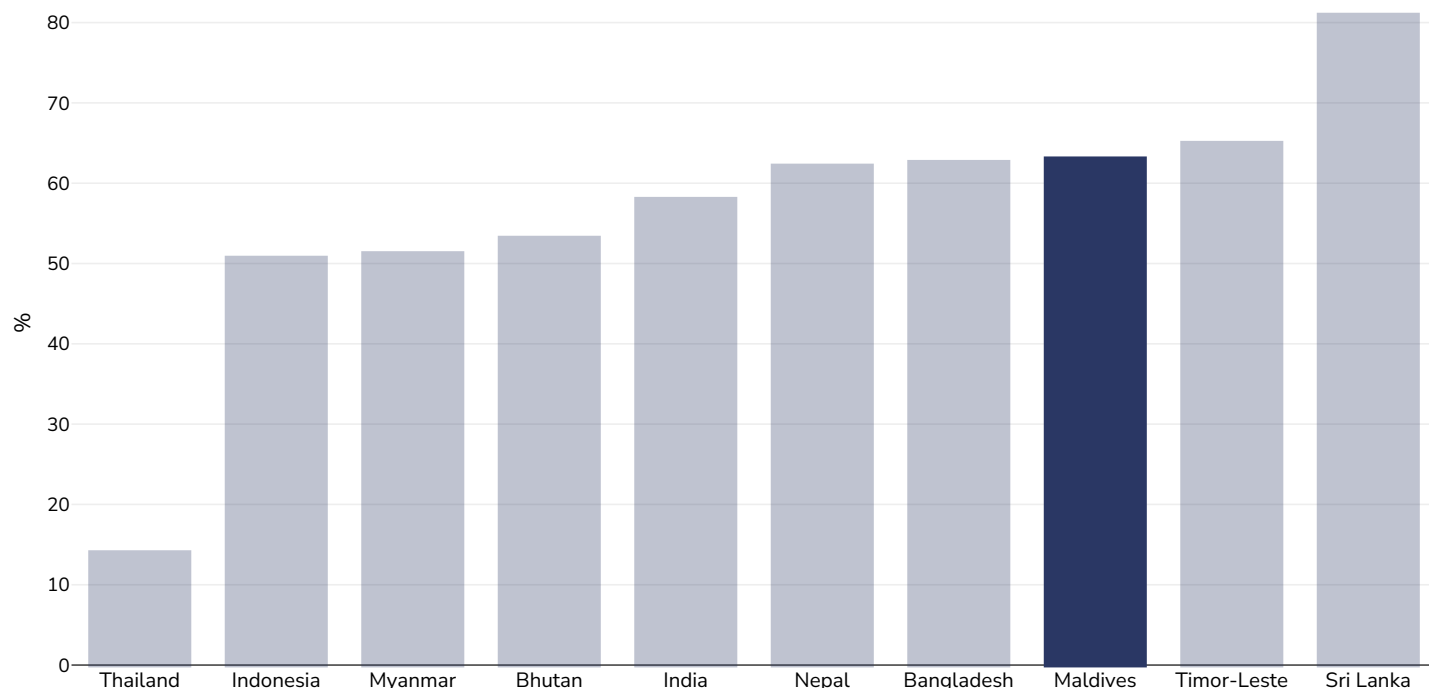


References: Prevalence data from Global Burden of Disease study 2015 (<http://ghdx.healthdata.org>) published in: Depression and Other Common Mental Disorders: Global Health Estimates. Geneva:World Health Organization; 2017. Licence: CC BY-NC-SA 3.0 IGO.

Definitions: % of population with anxiety disorders

## % Infants exclusively breastfed 0-5 months

### Children, 2015-2020



Area covered: National

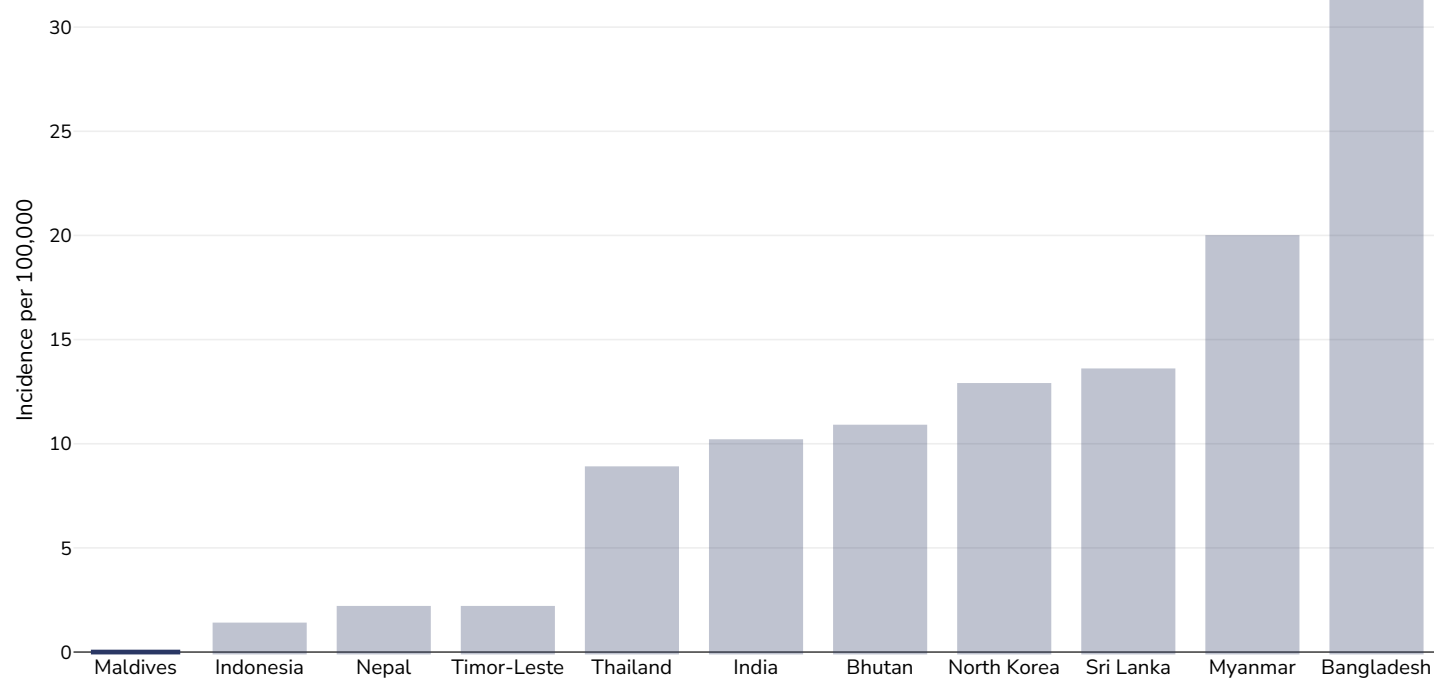
References: Maldives Demographic and Health Survey 2016-17. Malé, Maldives, and Rockville, Maryland, USA: MOH and ICF

Notes: See UNICEF website for further survey information. Available at : <https://data.unicef.org/resources/dataset/infant-young-child-feeding/> (last accessed 28.9.21) Citation: United Nations Children's Fund, Division of Data, Analysis, Planning and Monitoring (2021). Global UNICEF Global Databases: Infant and Young Child Feeding: Exclusive breastfeeding, New York, September 2021.

Definitions: % exclusively breastfed 0-5 months

## Oesophageal cancer

### Men, 2020



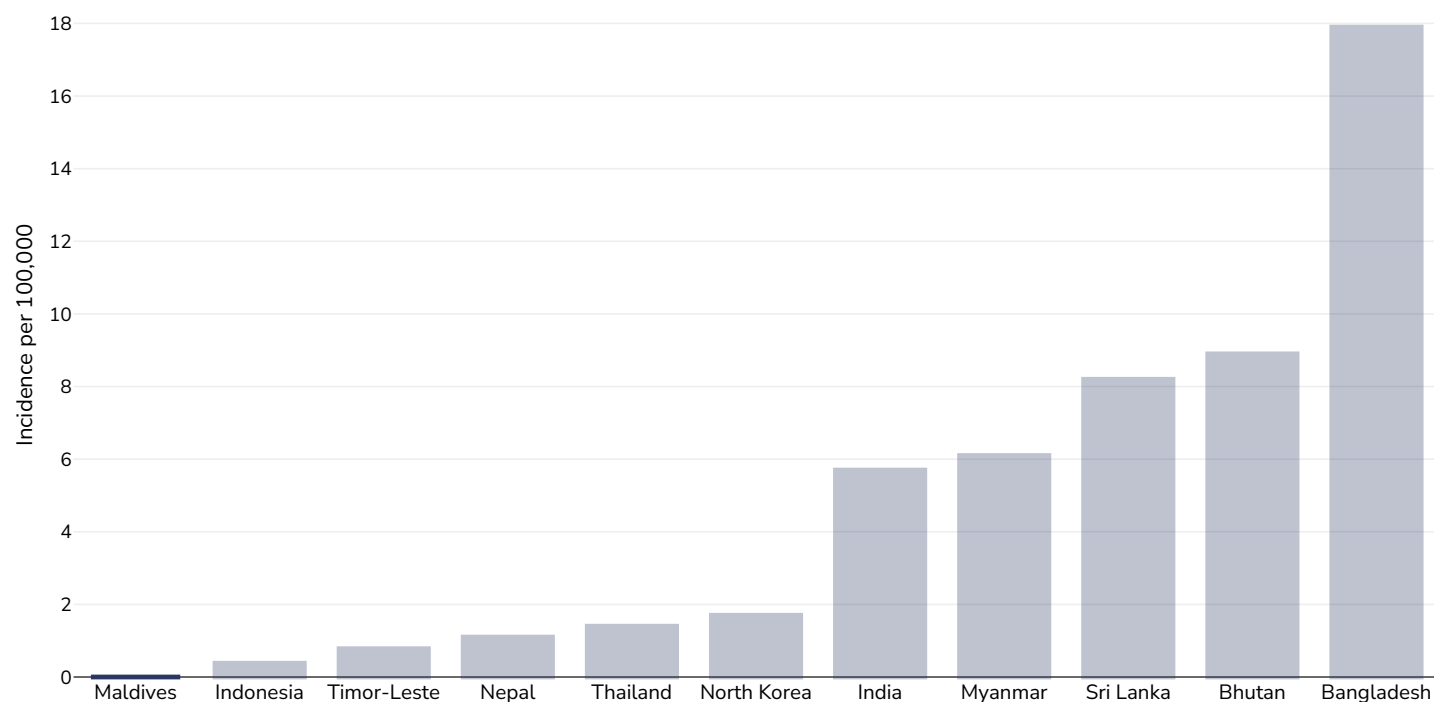
Age: 20+

Area covered: National

References: Ferlay J, Ervik M, Lam F, Colombet M, Mery L, Piñeros M, Znaor A, Soerjomataram I, Bray F (2020). Global Cancer Observatory: Cancer Today. Lyon, France: International Agency for Research on Cancer. Available from: <https://gco.iarc.fr/today>, accessed 10.01.2233

Definitions: Age-standardized incidence rates per 100 000

## Women, 2020



Age: 20+

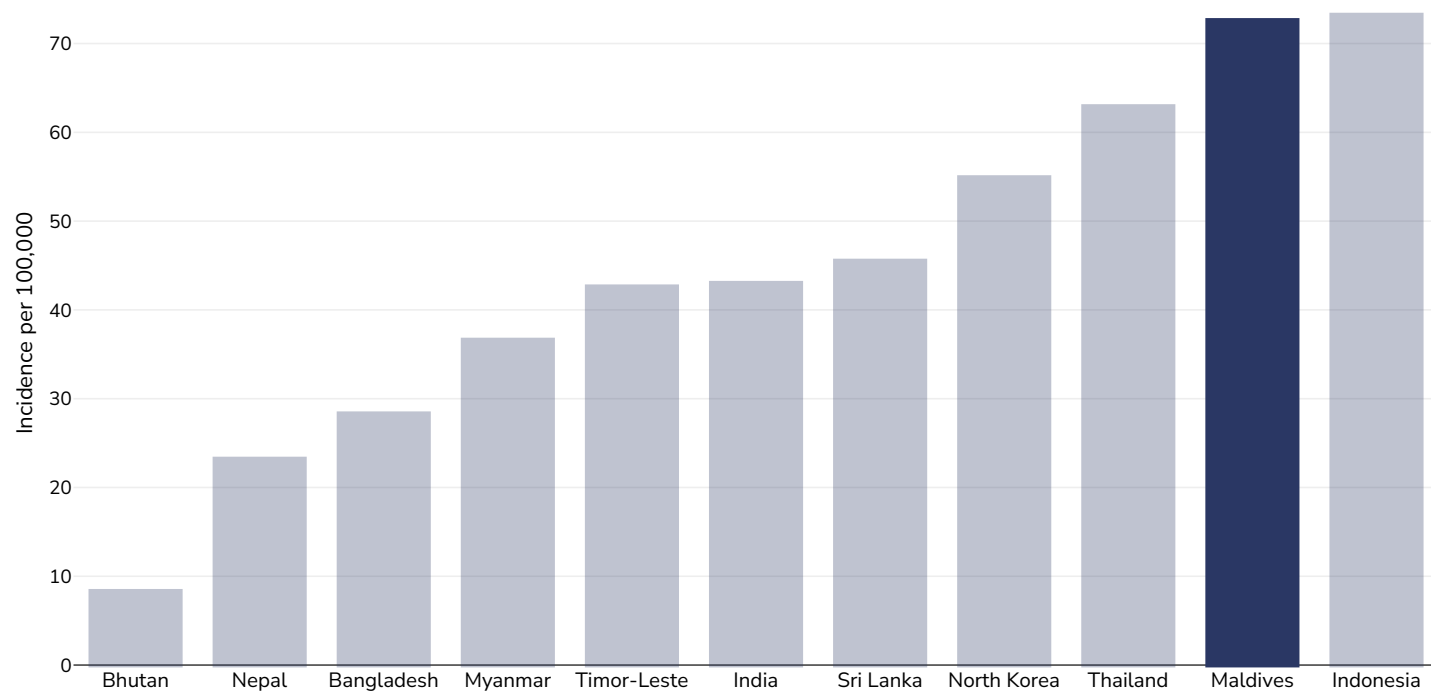
Area covered: National

References: Ferlay J, Ervik M, Lam F, Colombet M, Mery L, Piñeros M, Znaor A, Soerjomataram I, Bray F (2020). Global Cancer Observatory: Cancer Today. Lyon, France: International Agency for Research on Cancer. Available from: <https://gco.iarc.fr/today>, accessed 10.01.2233

Definitions: Age-standardized incidence rates per 100 000

## Breast cancer

### Women, 2020



Age: 20+

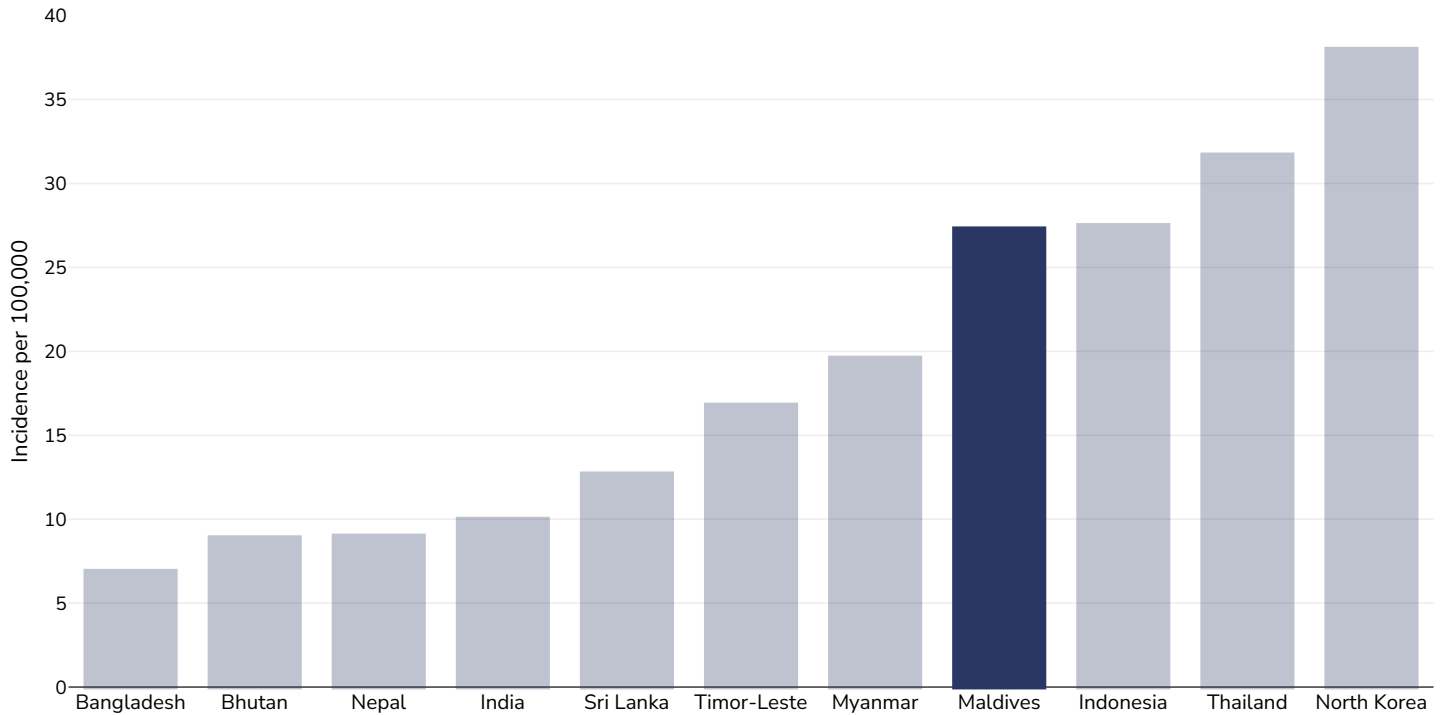
Area covered: National

References: Ferlay J, Ervik M, Lam F, Colombet M, Mery L, Piñeros M, Znaor A, Soerjomataram I, Bray F (2020). Global Cancer Observatory: Cancer Today. Lyon, France: International Agency for Research on Cancer. Available from: <https://gco.iarc.fr/today>, accessed 10.01.2233

Definitions: Age-standardized incidence rates per 100 000

## Colorectal cancer

### Men, 2020



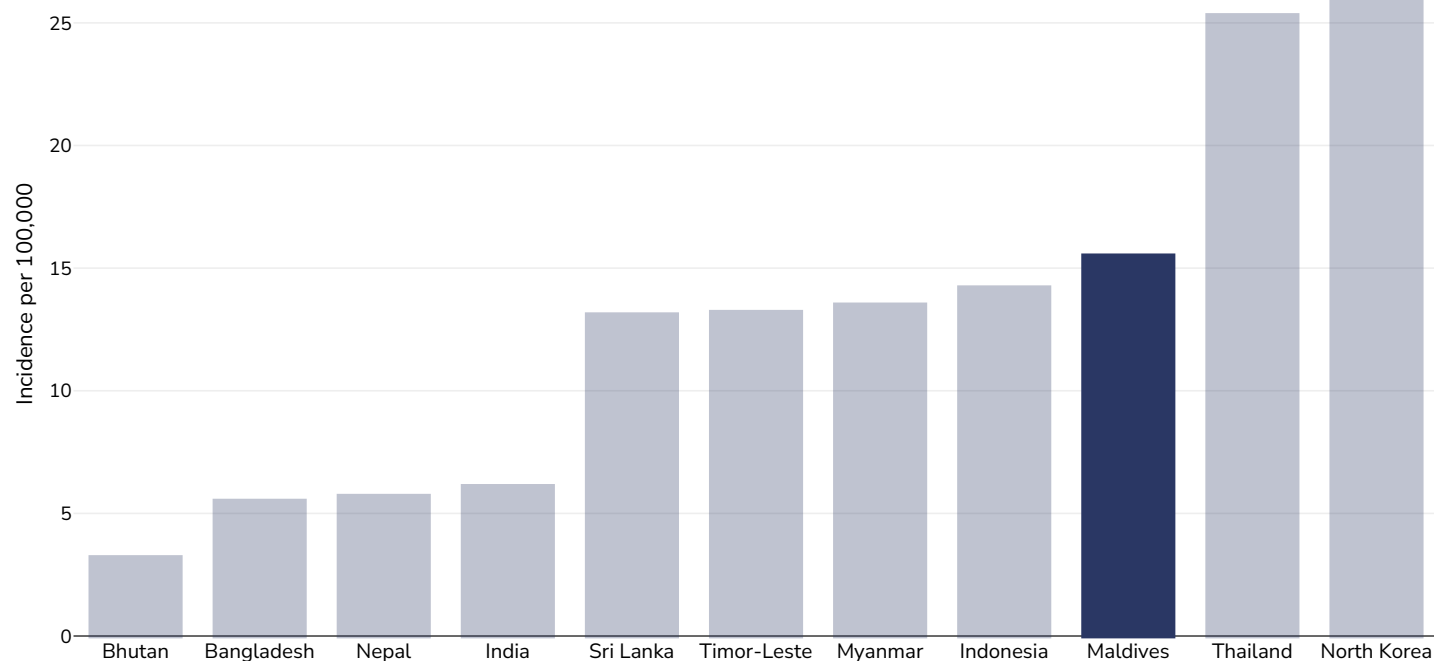
Age: 20+

Area covered: National

References: Ferlay J, Ervik M, Lam F, Colombet M, Mery L, Piñeros M, Znaor A, Soerjomataram I, Bray F (2020). Global Cancer Observatory: Cancer Today. Lyon, France: International Agency for Research on Cancer. Available from: <https://gco.iarc.fr/today>, accessed 10.01.2233

Definitions: Age-standardized incidence rates per 100 000

## Women, 2020



Age: 20+

Area covered: National

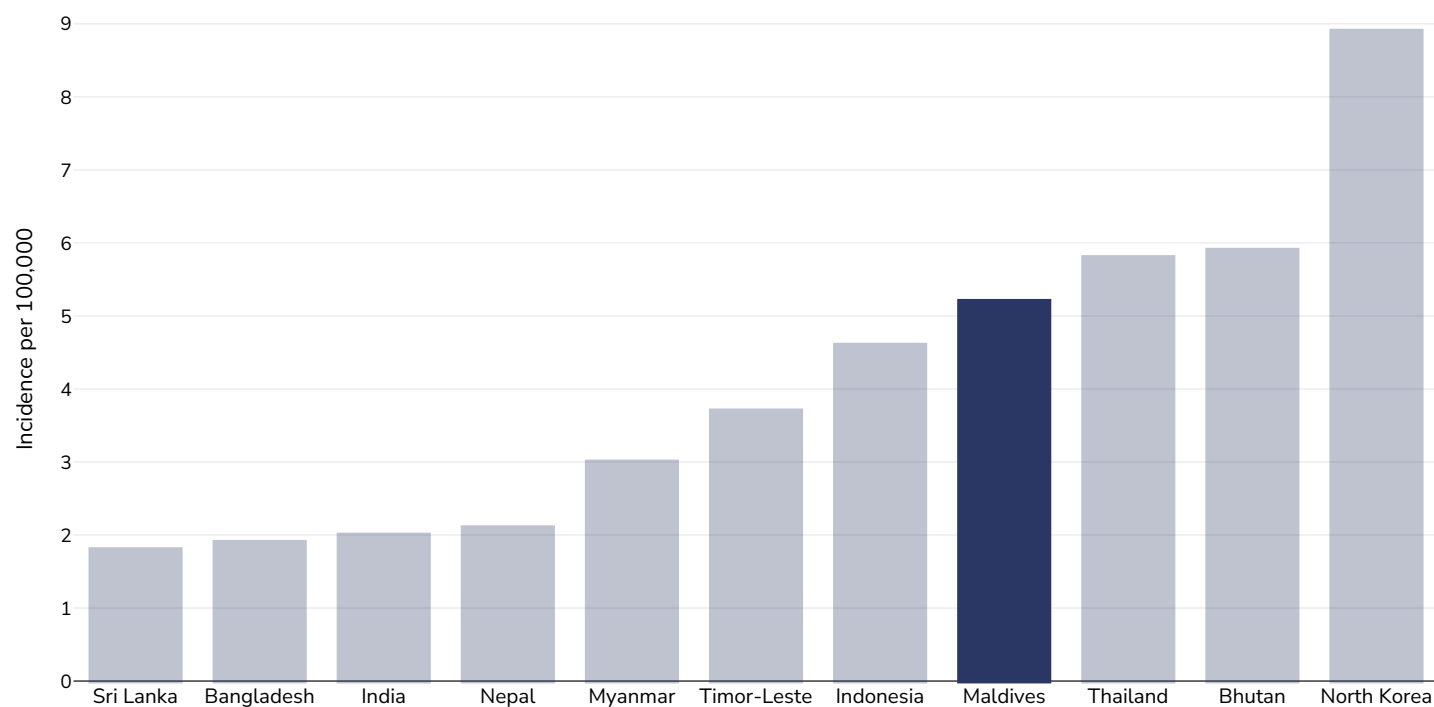
References: Ferlay J, Ervik M, Lam F, Colombet M, Mery L, Piñeros M, Znaor A, Soerjomataram I, Bray F (2020). Global Cancer Observatory: Cancer Today. Lyon, France: International Agency for Research on Cancer. Available from: <https://gco.iarc.fr/today>, accessed 10.01.2233

Definitions: Age-standardized incidence rates per 100 000



## Pancreatic cancer

### Men, 2020



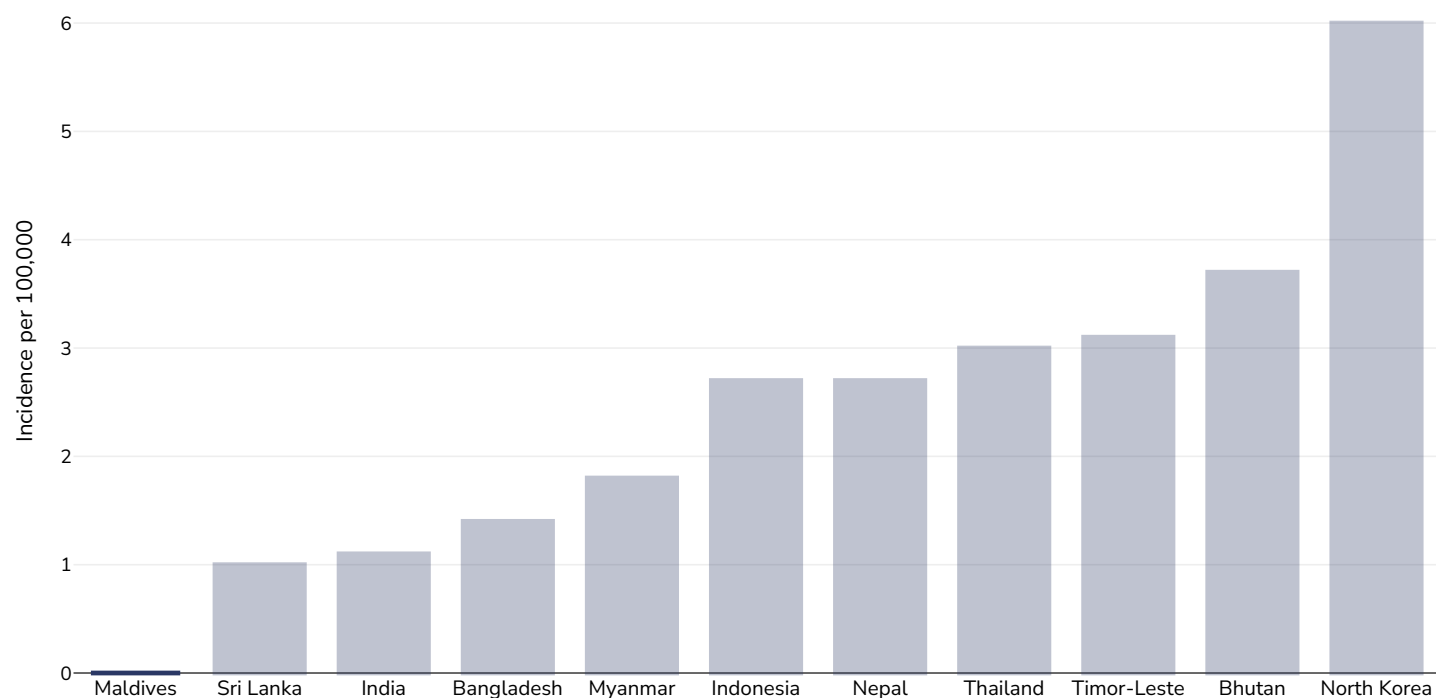
Age: 20+

Area covered: National

References: Ferlay J, Ervik M, Lam F, Colombet M, Mery L, Piñeros M, Znaor A, Soerjomataram I, Bray F (2020). Global Cancer Observatory: Cancer Today. Lyon, France: International Agency for Research on Cancer. Available from: <https://gco.iarc.fr/today>, accessed 10.01.2233

Definitions: Age-standardized incidence rates per 100 000

## Women, 2020



Age: 20+

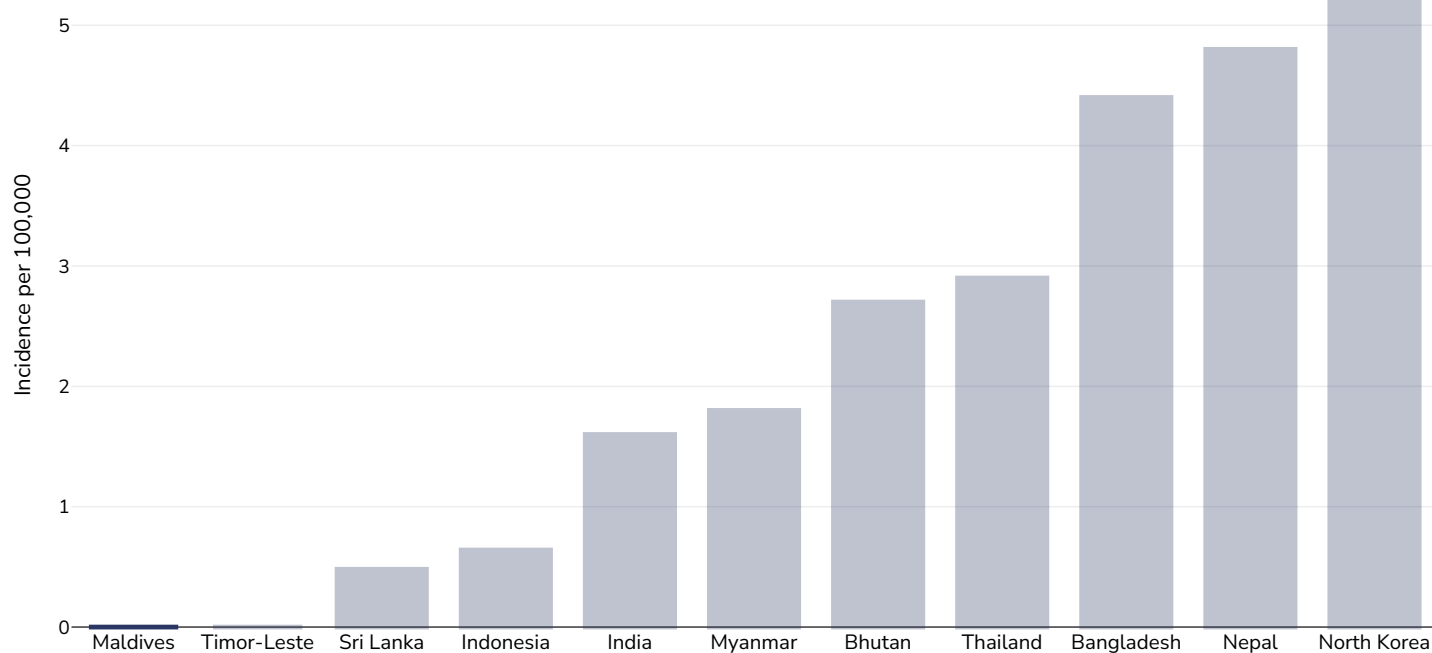
Area covered: National

References: Ferlay J, Ervik M, Lam F, Colombet M, Mery L, Piñeros M, Znaor A, Soerjomataram I, Bray F (2020). Global Cancer Observatory: Cancer Today. Lyon, France: International Agency for Research on Cancer. Available from: <https://gco.iarc.fr/today>, accessed 10.01.2233

Definitions: Age-standardized incidence rates per 100 000

## Gallbladder cancer

### Men, 2020



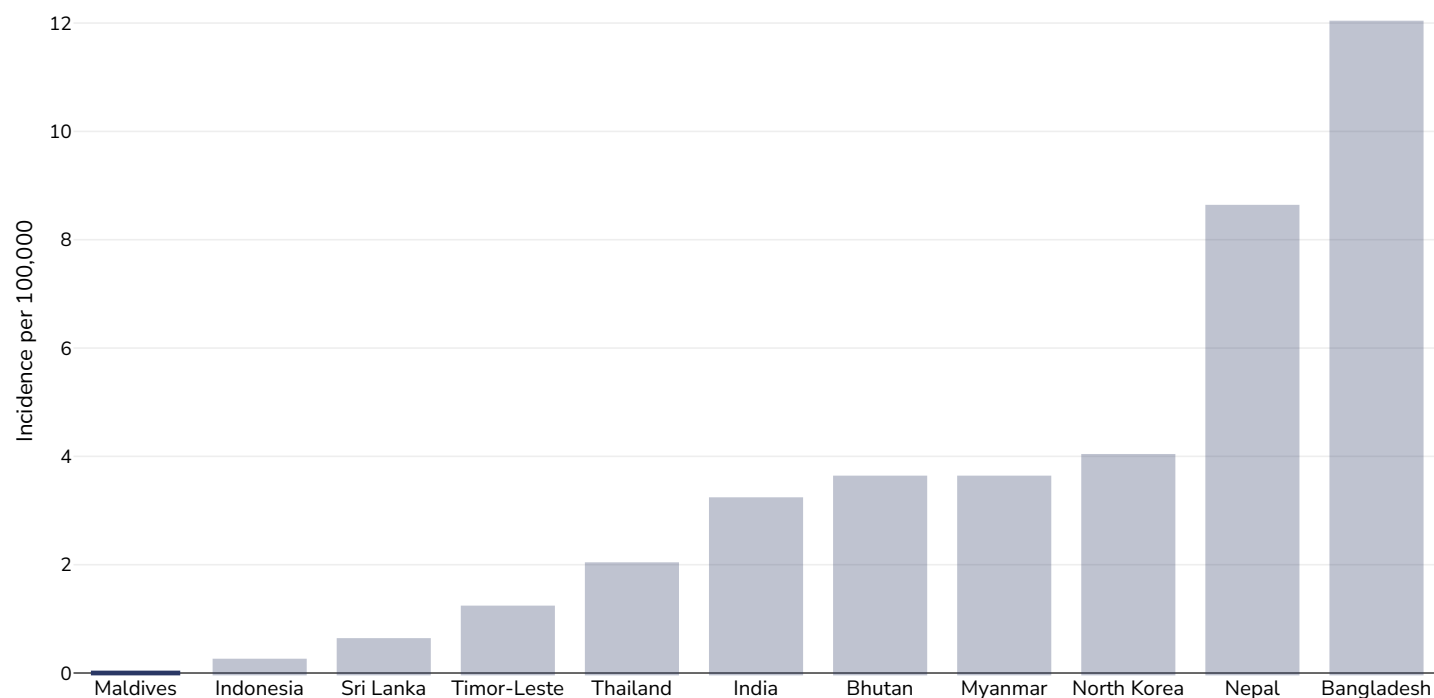
Age: 20+

Area covered: National

References: Ferlay J, Ervik M, Lam F, Colombet M, Mery L, Piñeros M, Znaor A, Soerjomataram I, Bray F (2020). Global Cancer Observatory: Cancer Today. Lyon, France: International Agency for Research on Cancer. Available from: <https://gco.iarc.fr/today>, accessed 10.01.2233

Definitions: Age-standardized incidence rates per 100 000

## Women, 2020



Age: 20+

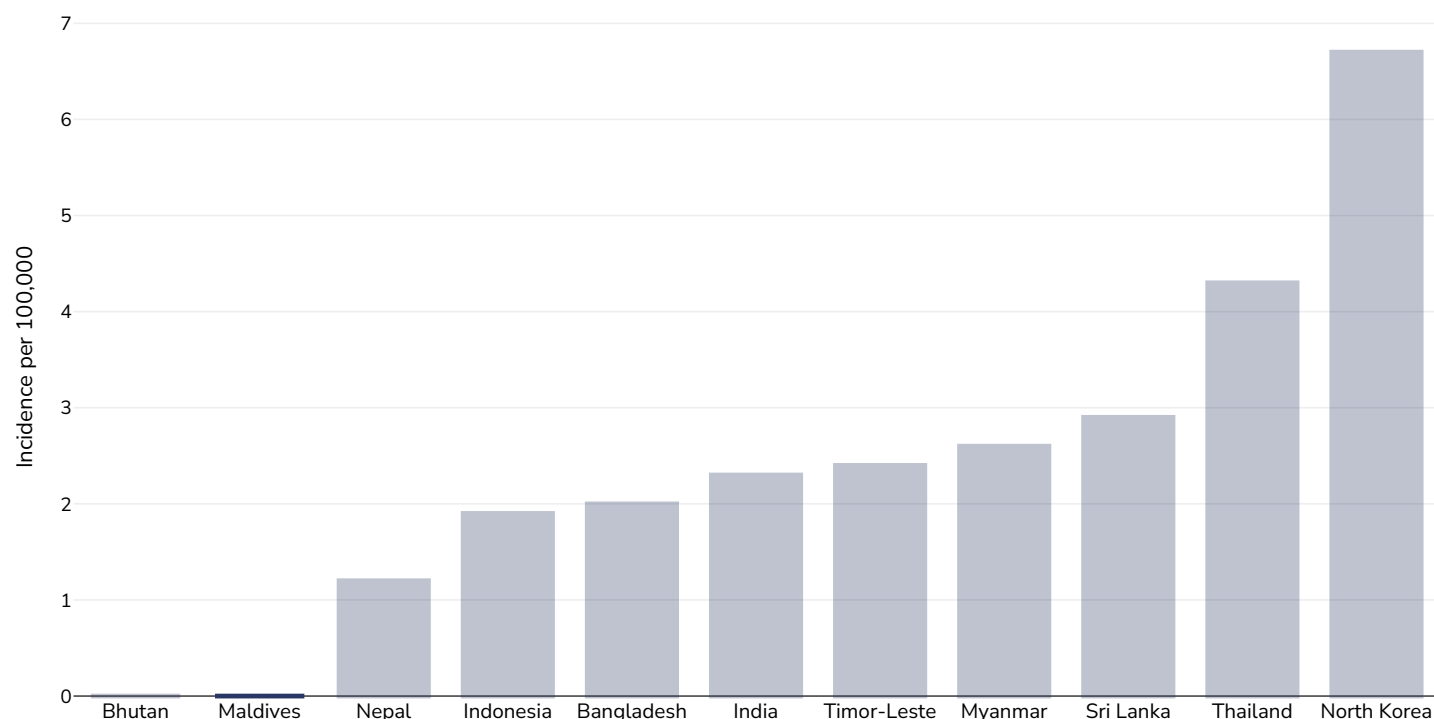
Area covered: National

References: Ferlay J, Ervik M, Lam F, Colombet M, Mery L, Piñeros M, Znaor A, Soerjomataram I, Bray F (2020). Global Cancer Observatory: Cancer Today. Lyon, France: International Agency for Research on Cancer. Available from: <https://gco.iarc.fr/today>, accessed 10.01.2233

Definitions: Age-standardized incidence rates per 100 000

## Kidney cancer

### Men, 2020



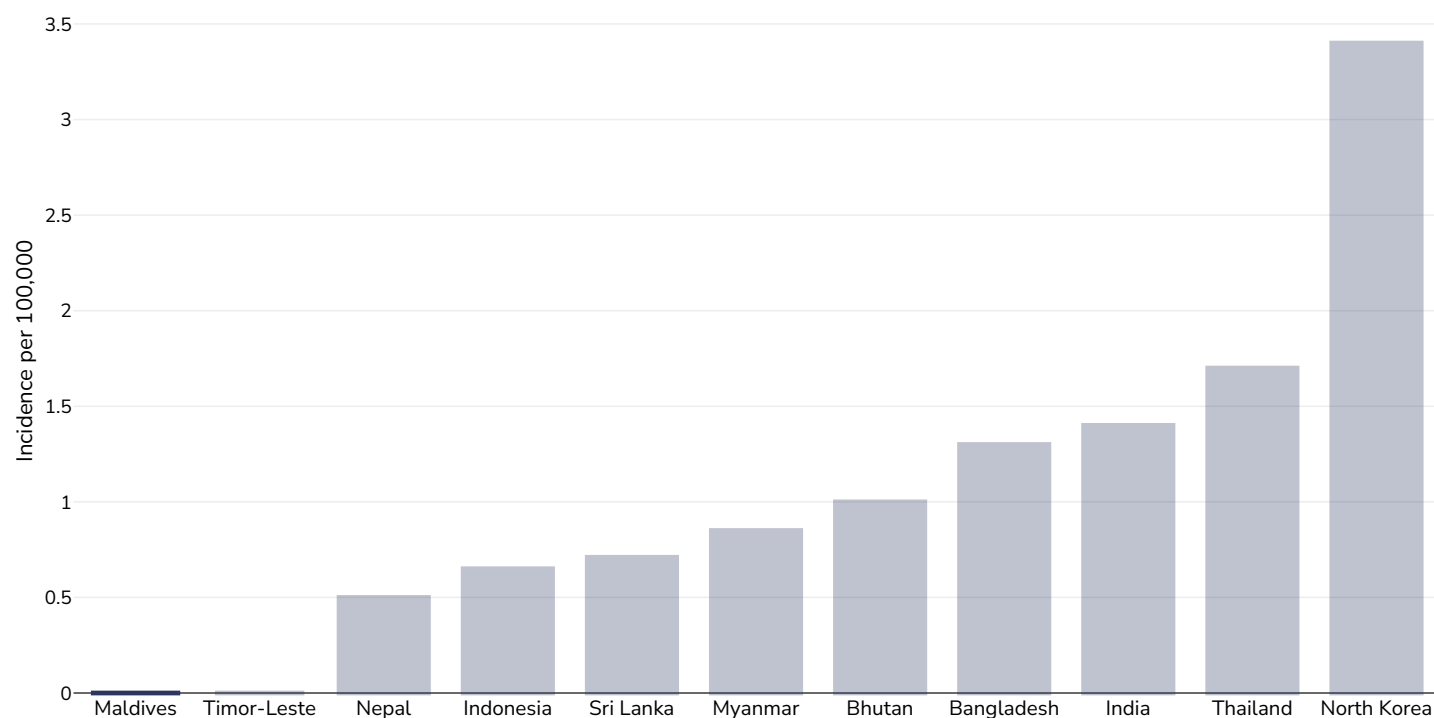
Age: 20+

Area covered: National

References: Ferlay J, Ervik M, Lam F, Colombet M, Mery L, Piñeros M, Znaor A, Soerjomataram I, Bray F (2020). Global Cancer Observatory: Cancer Today. Lyon, France: International Agency for Research on Cancer. Available from: <https://gco.iarc.fr/today>, accessed 10.01.2233

Definitions: Age-standardized incidence rates per 100 000

## Women, 2020



Age: 20+

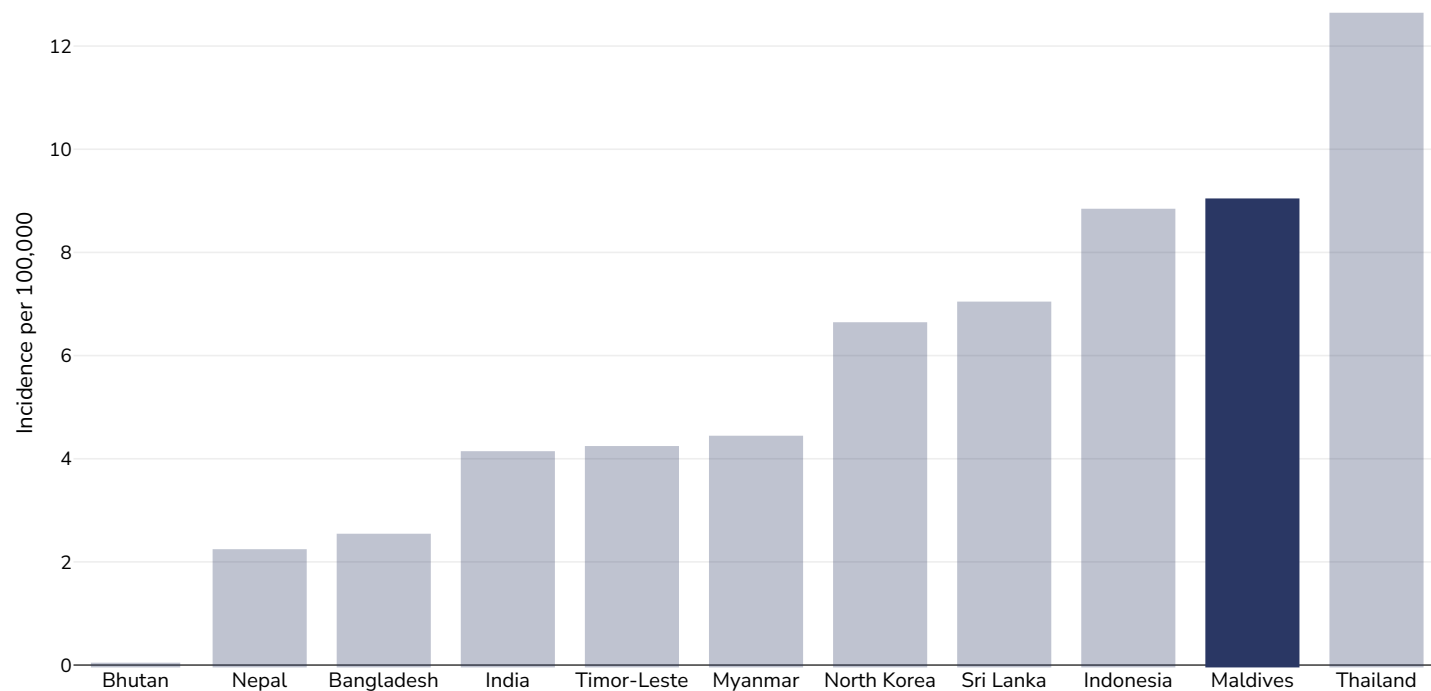
Area covered: National

References: Ferlay J, Ervik M, Lam F, Colombet M, Mery L, Piñeros M, Znaor A, Soerjomataram I, Bray F (2020). Global Cancer Observatory: Cancer Today. Lyon, France: International Agency for Research on Cancer. Available from: <https://gco.iarc.fr/today>, accessed 10.01.2233

Definitions: Age-standardized incidence rates per 100 000

## Cancer of the uterus

### Women, 2020



Age: 20+

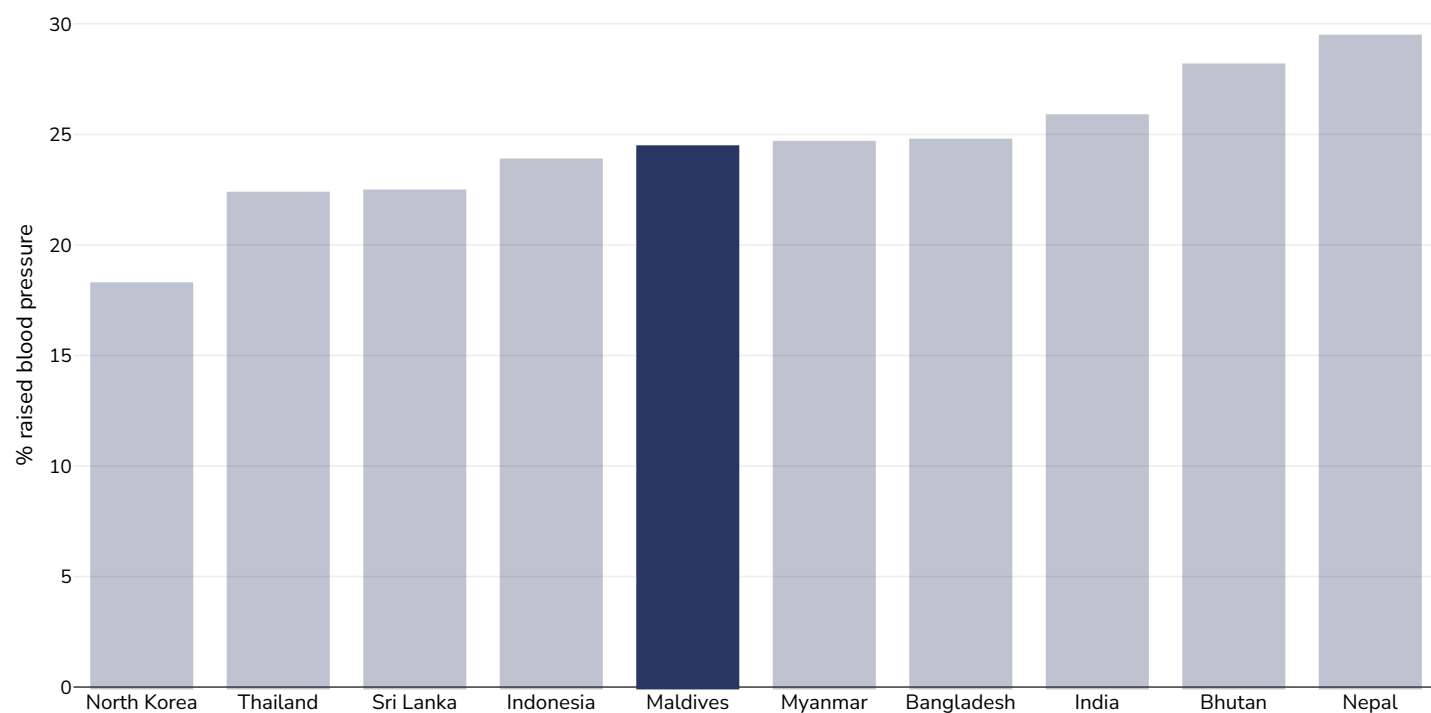
Area covered: National

References: Ferlay J, Ervik M, Lam F, Colombet M, Mery L, Piñeros M, Znaor A, Soerjomataram I, Bray F (2020). Global Cancer Observatory: Cancer Today. Lyon, France: International Agency for Research on Cancer. Available from: <https://gco.iarc.fr/today>, accessed 10.01.2233

Definitions: Age-standardized incidence rates per 100 000

## Raised blood pressure

### Adults, 2015



References:

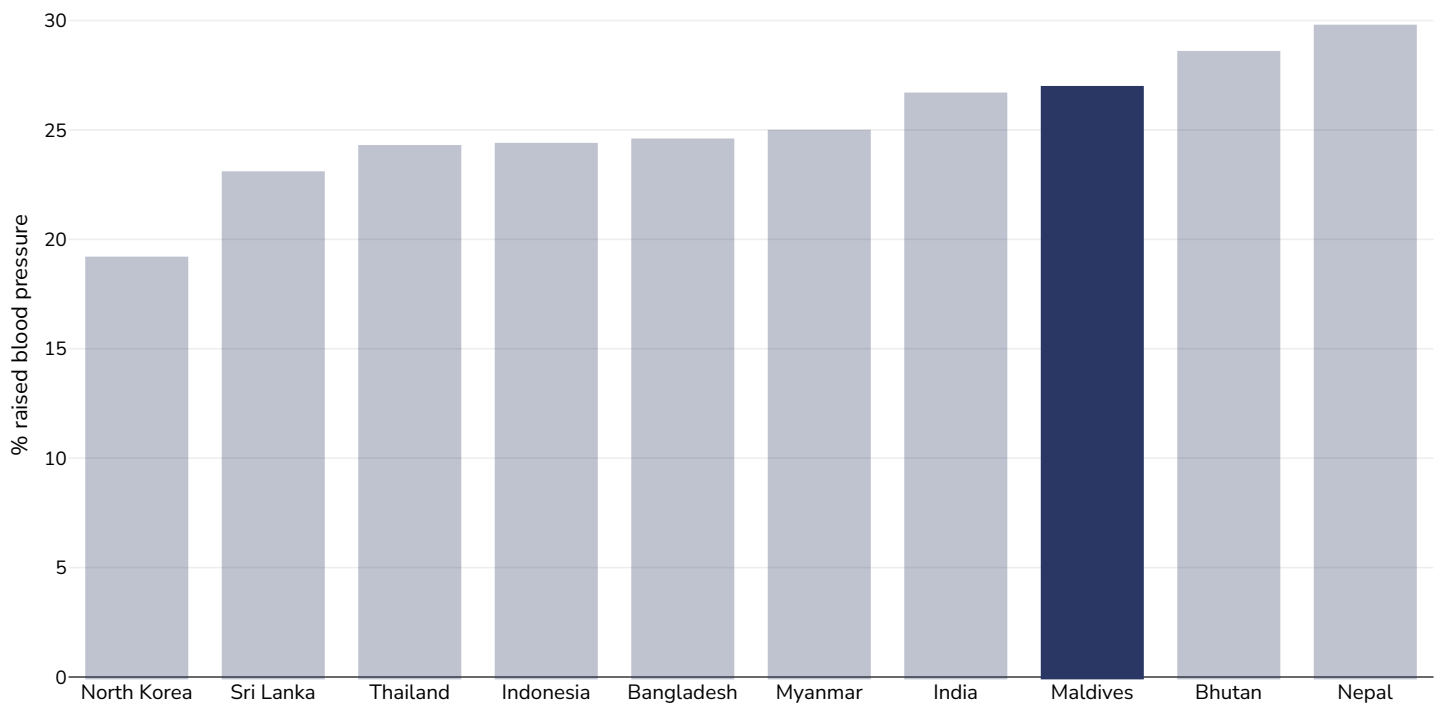
Global Health Observatory data repository, World Health Organisation,  
<http://apps.who.int/gho/data/node.main.A875?lang=en>

Definitions:

Age Standardised estimated % Raised blood pressure 2015 (SBP $\geq$ 140 OR DBP $\geq$ 90).



## Men, 2015



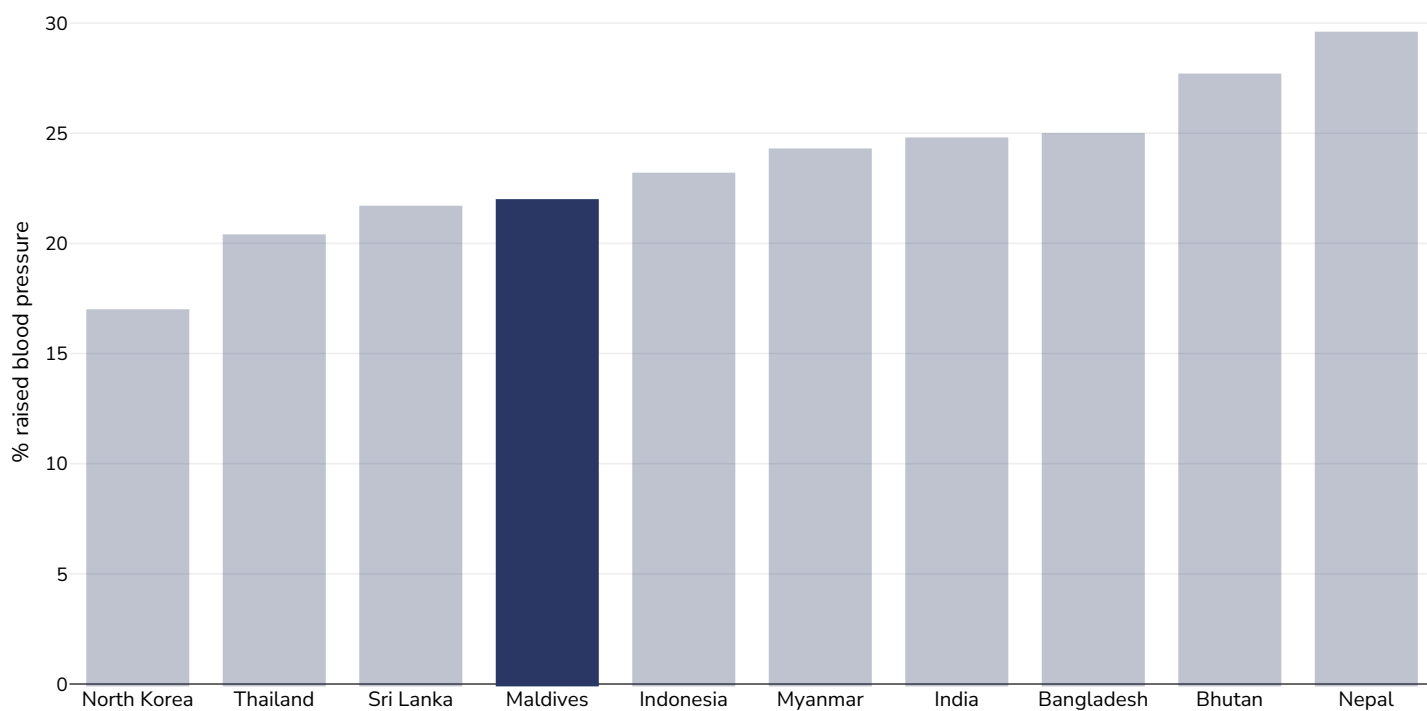
References:

Global Health Observatory data repository, World Health Organisation,  
<http://apps.who.int/gho/data/node.main.A875?lang=en>

Definitions:

Age Standardised estimated % Raised blood pressure 2015 (SBP $\geq$ 140 OR DBP $\geq$ 90).

## Women, 2015



References:

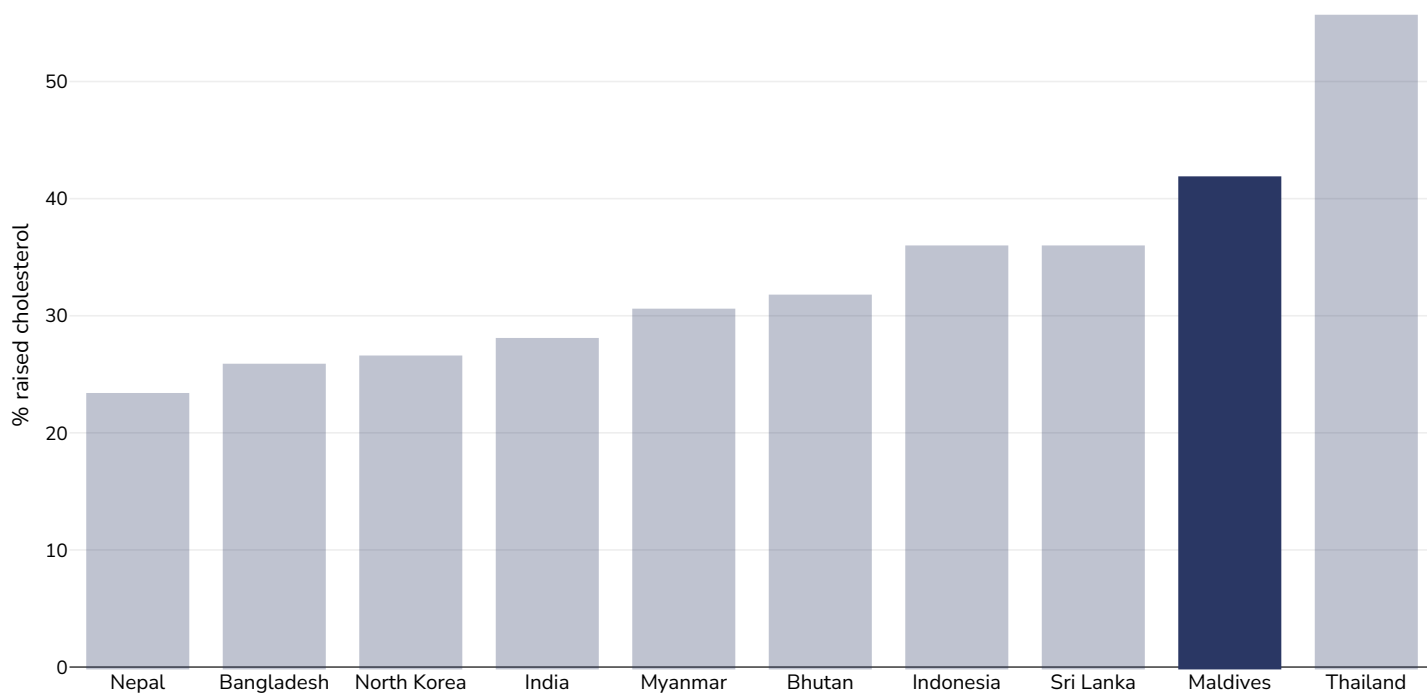
Global Health Observatory data repository, World Health Organisation,  
<http://apps.who.int/gho/data/node.main.A875?lang=en>

Definitions:

Age Standardised estimated % Raised blood pressure 2015 (SBP $\geq$ 140 OR DBP $\geq$ 90).

## Raised cholesterol

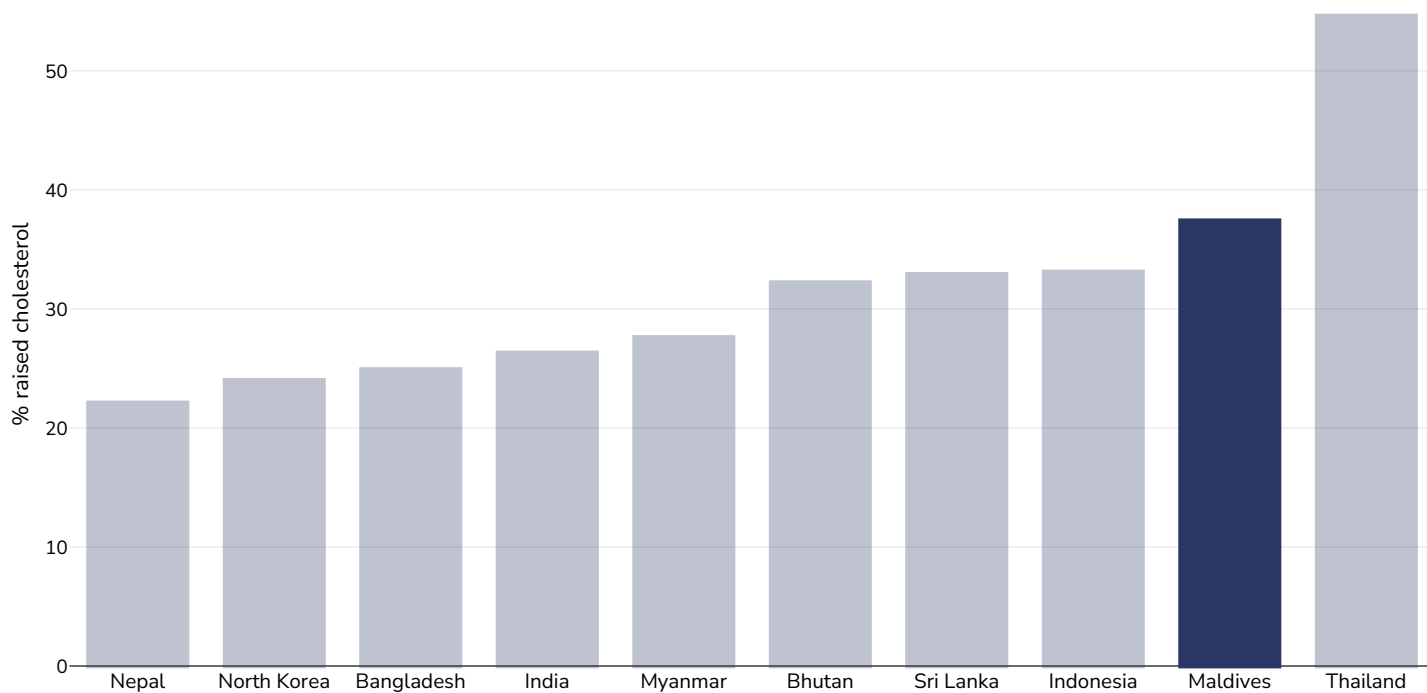
Adults, 2008



References: Global Health Observatory data repository, World Health Organisation, <http://apps.who.int/gho/data/node.main.A885>

Definitions: % Raised total cholesterol ( $\geq 5.0$  mmol/L) (age-standardized estimate).

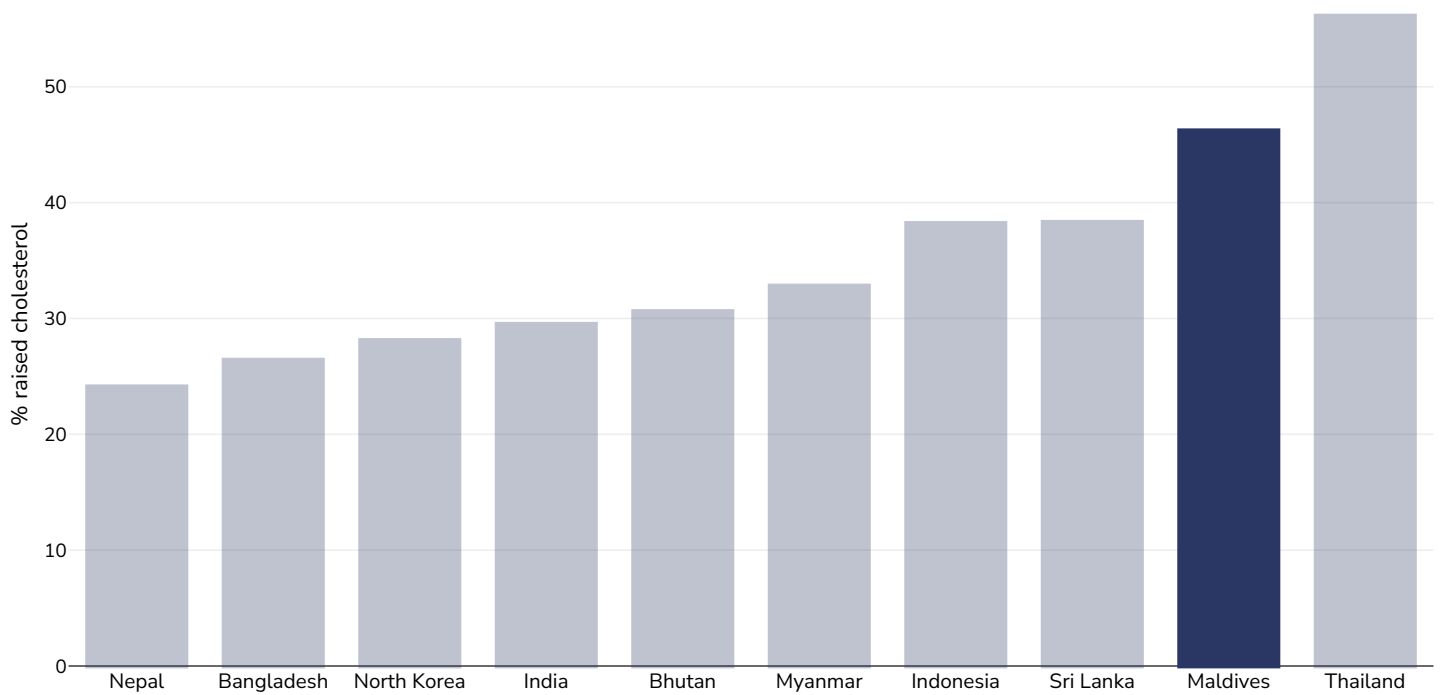
## Men, 2008



References: Global Health Observatory data repository, World Health Organisation, <http://apps.who.int/gho/data/node.main.A885>

Definitions: % Raised total cholesterol ( $\geq 5.0$  mmol/L) (age-standardized estimate).

**Women, 2008**

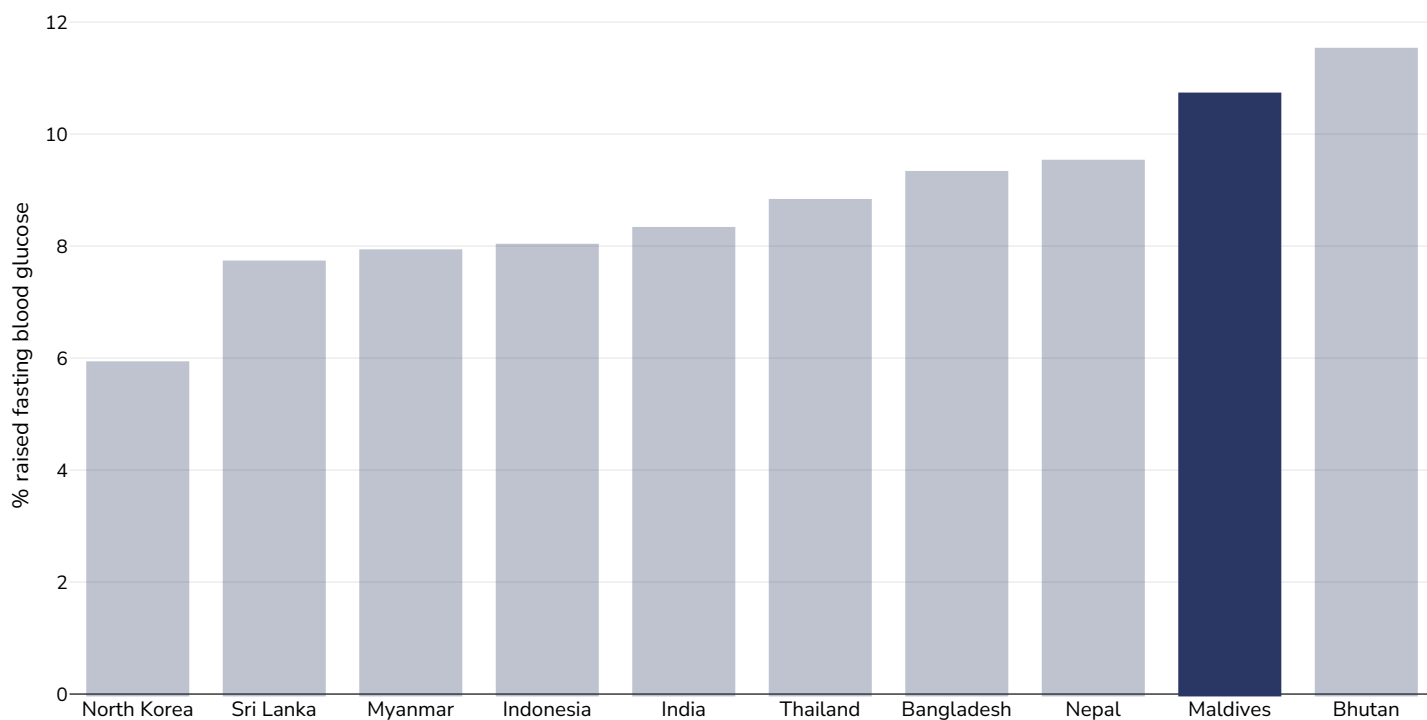


References: Global Health Observatory data repository, World Health Organisation, <http://apps.who.int/gho/data/node.main.A885>

Definitions: % Raised total cholesterol ( $\geq 5.0$  mmol/L) (age-standardized estimate).

## Raised fasting blood glucose

### Men, 2014



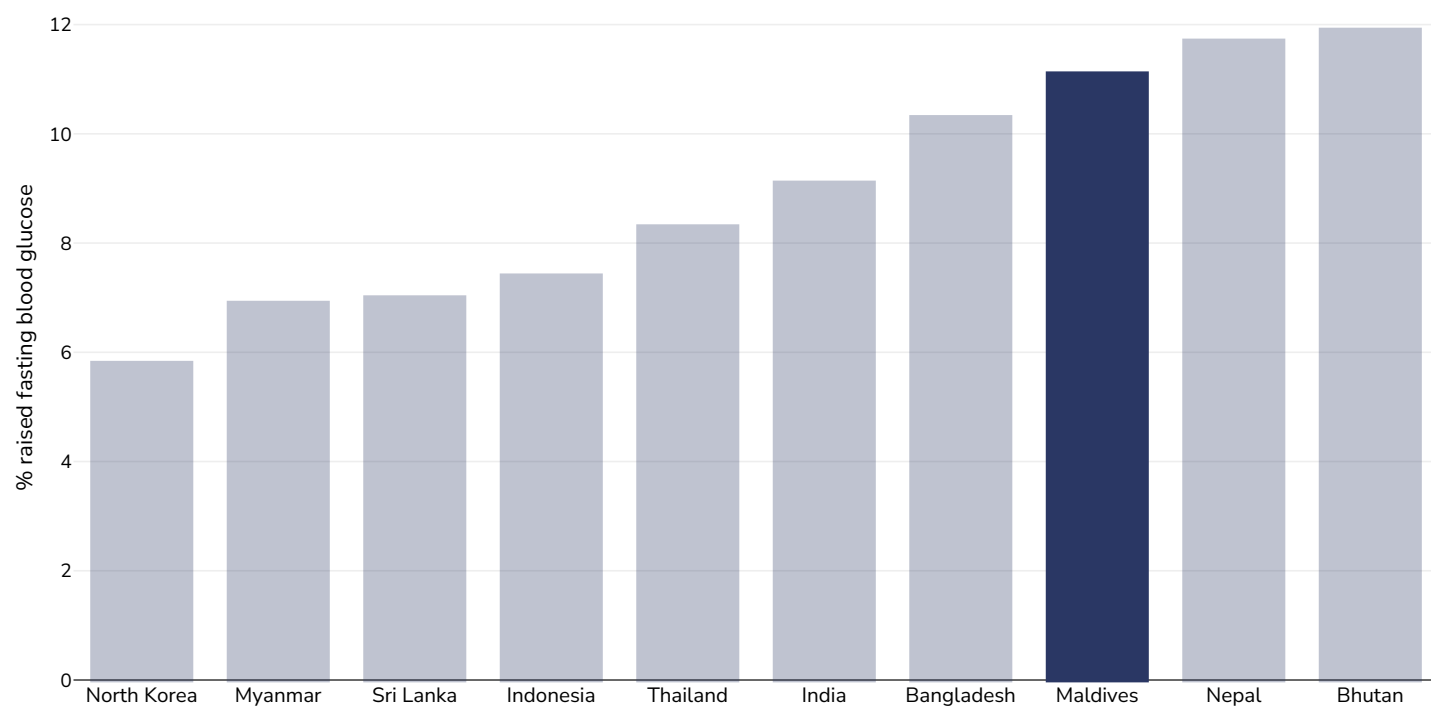
References:

Global Health Observatory data repository, World Health Organisation,  
<http://apps.who.int/gho/data/node.main.A869?lang=en>

Definitions:

Age Standardised % raised fasting blood glucose ( $\geq 7.0$  mmol/L or on medication).

## Women, 2014



References:

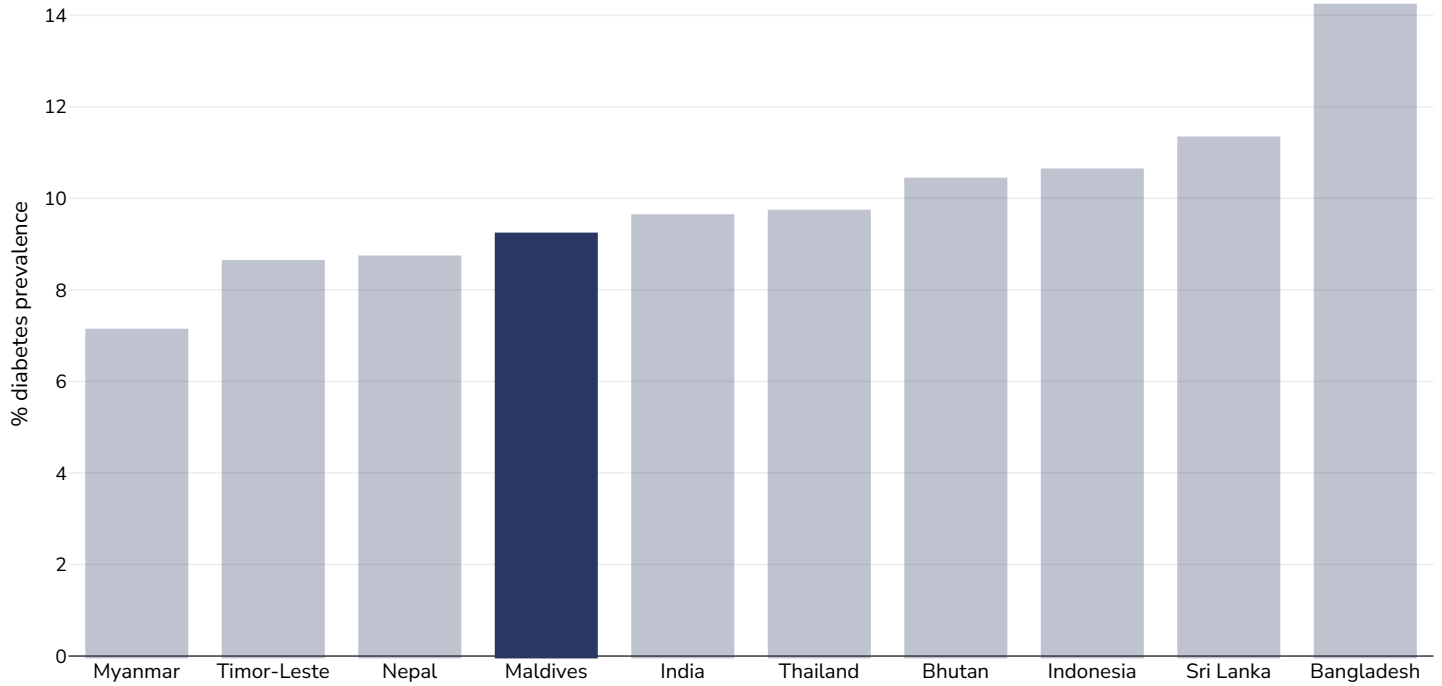
Global Health Observatory data repository, World Health Organisation,  
<http://apps.who.int/gho/data/node.main.A869?lang=en>

Definitions:

Age Standardised % raised fasting blood glucose ( $\geq 7.0$  mmol/L or on medication).

## Diabetes prevalence

### Adults, 2021



Age: 20-79

Area covered: National

References: Reproduced with kind permission International Diabetes Federation. IDF Diabetes Atlas, 10th edn. Brussels, Belgium:International Diabetes Federation, 2021. <http://www.diabetesatlas.org>

Definitions: Age-adjusted comparative prevalence of diabetes, %



## Contextual factors

**Disclaimer:** These contextual factors should be interpreted with care. Results are updated as regularly as possible and use very specific criteria. The criteria used and full definitions are available for download at the bottom of this page.



### Labelling

Is there mandatory nutrition labelling?	✓
Front-of-package labelling?	✗
Back-of-pack nutrition declaration?	✗
Color coding?	✗
Warning label?	✗



## Regulation and marketing

<b>Are there fiscal policies on unhealthy products?</b>	✓
Tax on unhealthy foods?	✗
Tax on unhealthy drinks?	✓
<b>Are there fiscal policies on healthy products?</b>	✗
Subsidy on fruits?	✗
Subsidy on vegetables?	✗
Subsidy on other healthy products?	✗
<b>Mandatory limit or ban of trans fat (all settings)?</b>	✗
Mandatory limit of trans fats in place (all settings)?	✗
Ban on trans-fats or phos in place (all settings)?	✗
<b>Are there any mandatory policies/marketing restrictions on the promotion of unhealthy food/drinks to children?</b>	✗
Mandatory restriction on broadcast media?	✗
Mandatory restriction on non-broadcast media?	✗
Voluntary policies/marketing restrictions on the promotion of unhealthy food/drinks to children?	✗
<b>Are there mandatory standards for food in schools?</b>	✗
<b>Are there any mandatory nutrient limits in any manufactured food products?</b>	✗
<b>Nutrition standards for public sector procurement?</b>	✗



## Political will and support

<b>National obesity strategy or nutrition and physical activity national strategy?</b>	<b>✗</b>
National obesity strategy?	✗
National childhood obesity strategy?	✗
Comprehensive nutrition strategy?	✓
Comprehensive physical activity strategy?	✓
<b>Evidence-based dietary guidelines and/or RDAs?</b>	<b>✓</b>
<b>National target(s) on reducing obesity?</b>	<b>✓</b>
<b>Guidelines/policy on obesity treatment?</b>	<b>✗</b>
<b>Promotion of breastfeeding?</b>	<b>✓</b>



## Monitoring and surveillance

<b>Monitoring of the prevalence and incidence for the main obesity-related NCDs and risk factors?</b>	<b>✓</b>
Within 5 years?	✗



## Governance and resource

<b>Multi-sectoral national co-ordination mechanism for obesity or nutrition (including obesity)?</b>	<b>✓</b>
--	----------

### Key

✓ Present

✓<sub>v</sub> Present  
(voluntary)

✓ Incoming

✗ Absent

? Unknown

Last updated December 1, 2022

PDF created on July 5, 2024