




Malaysia



Country report card - adults

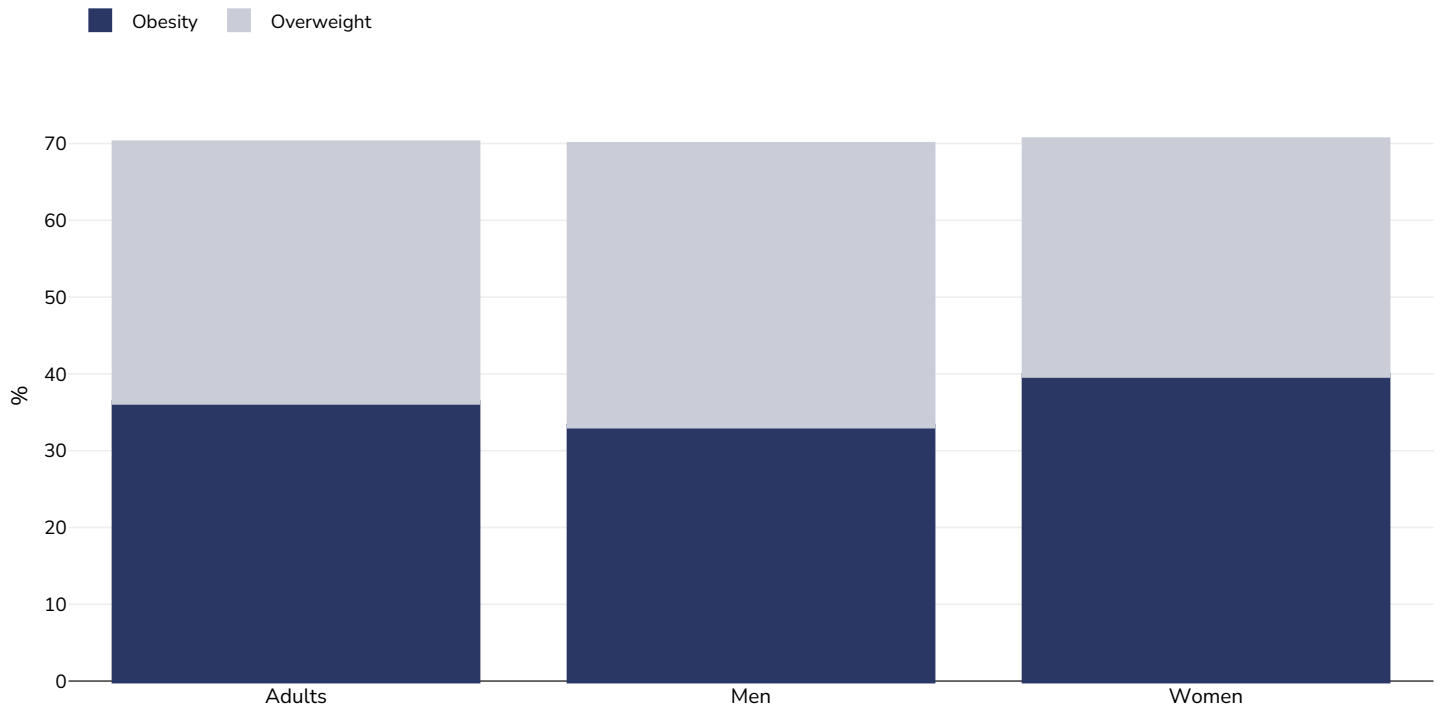
This report card contains the latest data available on the Global Obesity Observatory on overweight and obesity for adults. Where available, data on common and relevant obesity drivers and comorbidities are also presented.

View the latest version of this report on the Global Obesity Observatory at <https://data.worldobesity.org/country/malaysia-130/>.

Contents	Page
Obesity prevalence	3
Trend: % Adults living with obesity in Malaysia 1993-2023	4
Trend: % Adults living with overweight or obesity in Malaysia 1993-2023	6
Trend: % Adults living with obesity in selected countries in the Asia/Oceania Region 1975-2019, selected countries	8
Overweight/obesity by education	13
Overweight/obesity by age	14
Overweight/obesity by region	15
Overweight/obesity by socio-economic group	16
Overweight/obesity by ethnicity	17
Double burden of underweight & overweight	18
Insufficient physical activity	19
Estimated per capita fruit intake	22
Estimated per-capita processed meat intake	23
Estimated per capita whole grains intake	24
Mental health - depression disorders	25
Mental health - anxiety disorders	28
Percent of population who cannot afford a healthy diet	31
Oesophageal cancer	32
Breast cancer	34
Colorectal cancer	35
Pancreatic cancer	37
Gallbladder cancer	39
Kidney cancer	41
Cancer of the uterus	43
Raised blood pressure	44
Raised cholesterol	47
Raised fasting blood glucose	50
Diabetes prevalence	52
Ovarian Cancer	53
Leukemia	54
Leukemia	56
Liver and intrahepatic bile duct Cancer	58
Multiple Myeloma	60
Non Hodgkin Lymphoma	62
Thyroid Cancer	64

Obesity prevalence

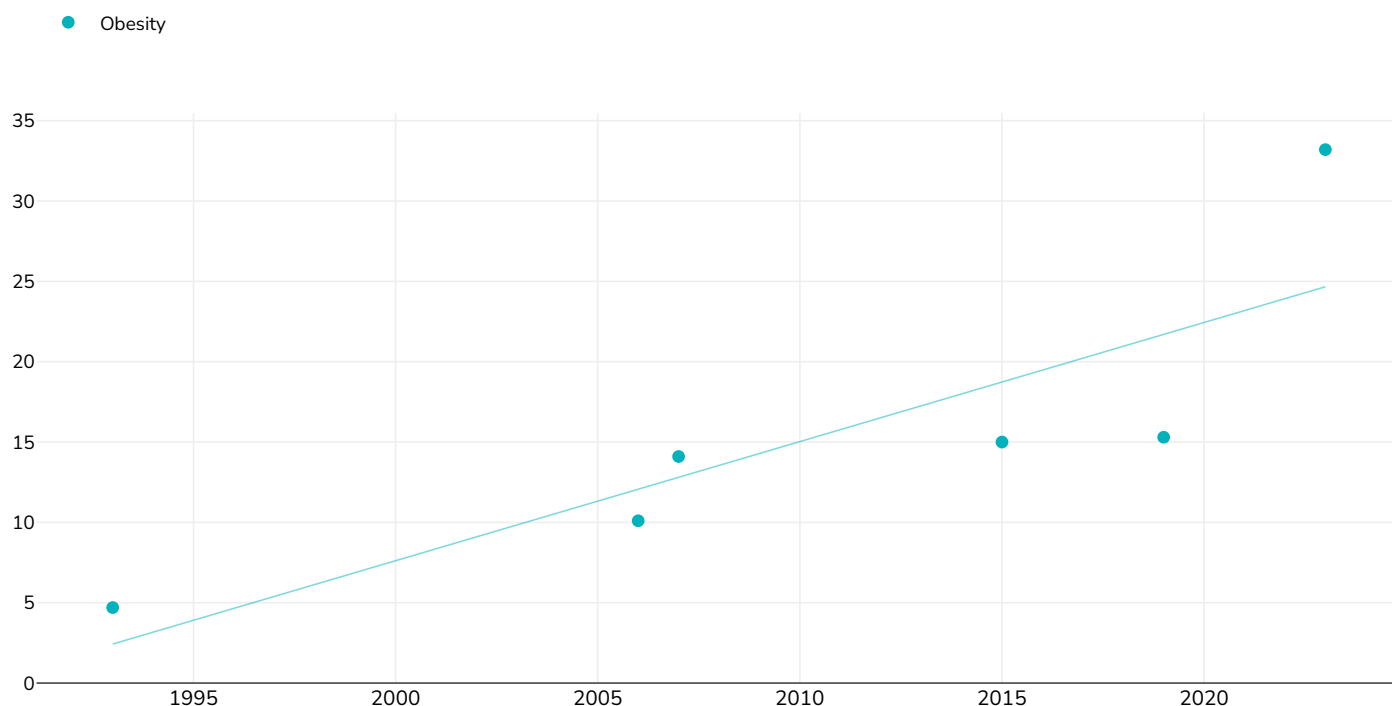
Adults, 2023



Survey type:	Measured
Age:	18+
Sample size:	10130
Area covered:	National
References:	Institute for Public Health (IKU). National Health and Morbidity Survey (NHMS) 2023: Non-Communicable Diseases and Healthcare Demand: Technical Report; 2024. Available at https://iku.nih.gov.my/nhms-2023 (last accessed 04.02.25)
Definitions:	The Malaysian Clinical Practice Guideline Management of Obesity (2023), Overweight BMI 23-27.4kg/m ² , Obesity =>27.5 kg/m ²
Cutoffs:	Overweight BMI 23-27.4kg/m ² , Obesity =>27.5 kg/m ²
<i>Unless otherwise noted, overweight refers to a BMI between 25kg and 29.9kg/m², obesity refers to a BMI greater than 30kg/m².</i>	

% Adults living with obesity in Malaysia 1993-2023

Men



Survey type: Measured

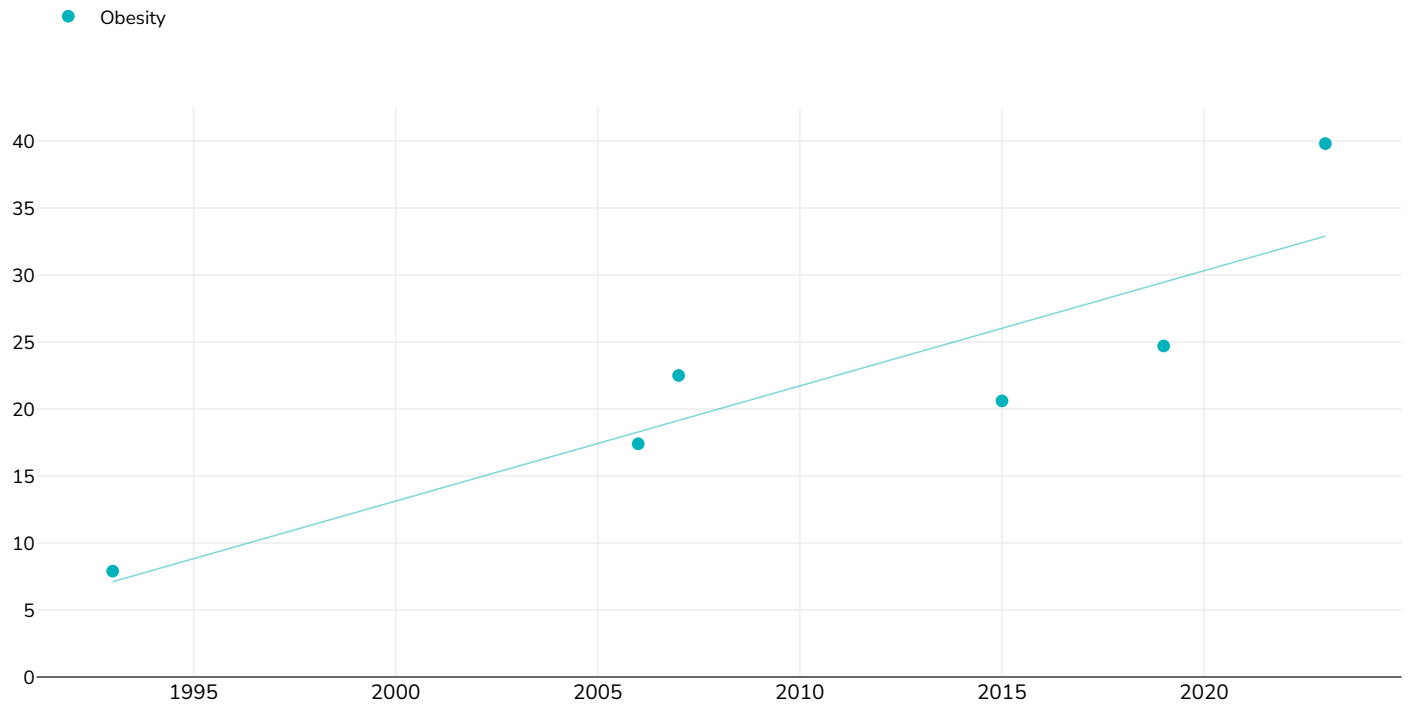
References:

- 1993: Ismail MN, Zawaih H, Chee SS, Ng KK. Prevalence of obesity and chronic energy deficiency (CED) in adult Malaysians. *Malays J Nutrition*. 1995; 1:1-9
- 2006: Khambalia AZ, Seen LS. Trends in overweight and obese adults in Malaysia (1996-2009): a systematic review. *Obesity Reviews* 2010; 11:403-412
- 2007: Mohamud WN, Musa KI, Khir AS, Ismail AA, Ismail IS, Kadir KA, Kamaruddin NA, Yaacob NA, Mustafa N, Ali O, Isa SH, Bebakar WM. Prevalence of overweight and obesity among adult Malaysians: an update. *Asia Pac J Clin Nutr*. 2011;20(1):35-41.
- 2015: Institute for Public Health (IPH) 2015. National Health and Morbidity Survey 2015 (NHMS 2015). Vol. II: Non-Communicable Diseases, Risk Factors & Other Health Problems; 2015.
- 2019: Institute for Public Health (IPH), National Institutes of Health, Ministry of Health Malaysia. 2020. National Health and Morbidity Survey (NHMS) 2019: Vol. I: NCDs – Non-Communicable Diseases: Risk Factors and other Health Problems
- 2023: Institute for Public Health (IKU). National Health and Morbidity Survey (NHMS) 2023: Non-Communicable Diseases and Healthcare Demand: Technical Report; 2024. Available at <https://iku.nih.gov.my/nhms-2023> (last accessed 04.02.25)

Unless otherwise noted, overweight refers to a BMI between 25kg and 29.9kg/m², obesity refers to a BMI greater than 30kg/m².

Different methodologies may have been used to collect this data and so data from different surveys may not be strictly comparable. Please check with original data sources for methodologies used.

Women



Survey type: Measured

References:

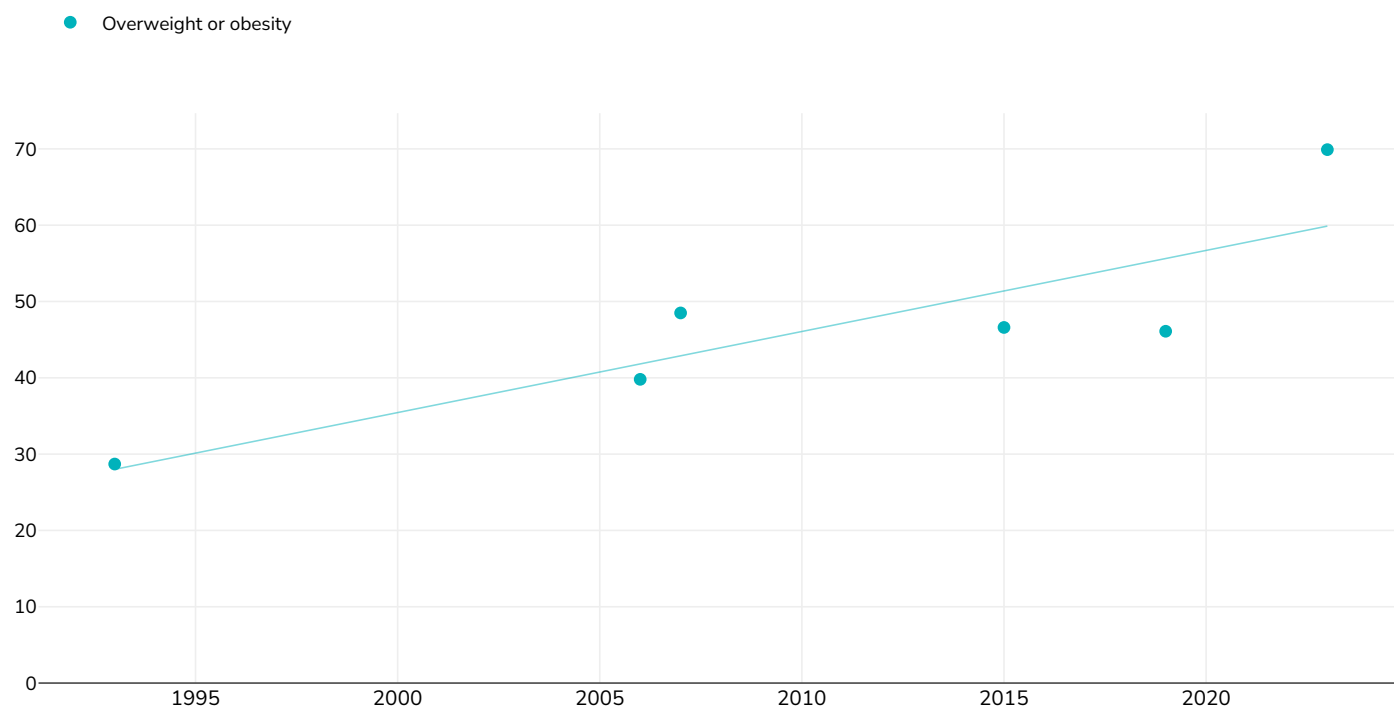
- 1993: Ismail MN, Zawaih H, Chee SS, Ng KK. Prevalence of obesity and chronic energy deficiency (CED) in adult Malaysians. *Malays J Nutrition*. 1995; 1:1-9
- 2006: Khambalia AZ, Seen LS. Trends in overweight and obese adults in Malaysia (1996-2009): a systematic review. *Obesity Reviews* 2010; 11:403-412
- 2007: Mohamud WN, Musa KI, Khir AS, Ismail AA, Ismail IS, Kadir KA, Kamaruddin NA, Yaacob NA, Mustafa N, Ali O, Isa SH, Bebakar WM. Prevalence of overweight and obesity among adult Malaysians: an update. *Asia Pac J Clin Nutr*. 2011;20(1):35-41.
- 2015: Institute for Public Health (IPH) 2015. National Health and Morbidity Survey 2015 (NHMS 2015). Vol. II: Non-Communicable Diseases, Risk Factors & Other Health Problems; 2015.
- 2019: Institute for Public Health (IPH), National Institutes of Health, Ministry of Health Malaysia. 2020. National Health and Morbidity Survey (NHMS) 2019: Vol. I: NCDs – Non-Communicable Diseases: Risk Factors and other Health Problems
- 2023: Institute for Public Health (IKU). National Health and Morbidity Survey (NHMS) 2023: Non-Communicable Diseases and Healthcare Demand: Technical Report; 2024. Available at <https://iku.nih.gov.my/nhms-2023> (last accessed 04.02.25)

Unless otherwise noted, overweight refers to a BMI between 25kg and 29.9kg/m², obesity refers to a BMI greater than 30kg/m².

Different methodologies may have been used to collect this data and so data from different surveys may not be strictly comparable. Please check with original data sources for methodologies used.

% Adults living with overweight or obesity in Malaysia 1993-2023

Men



Survey type:

Measured

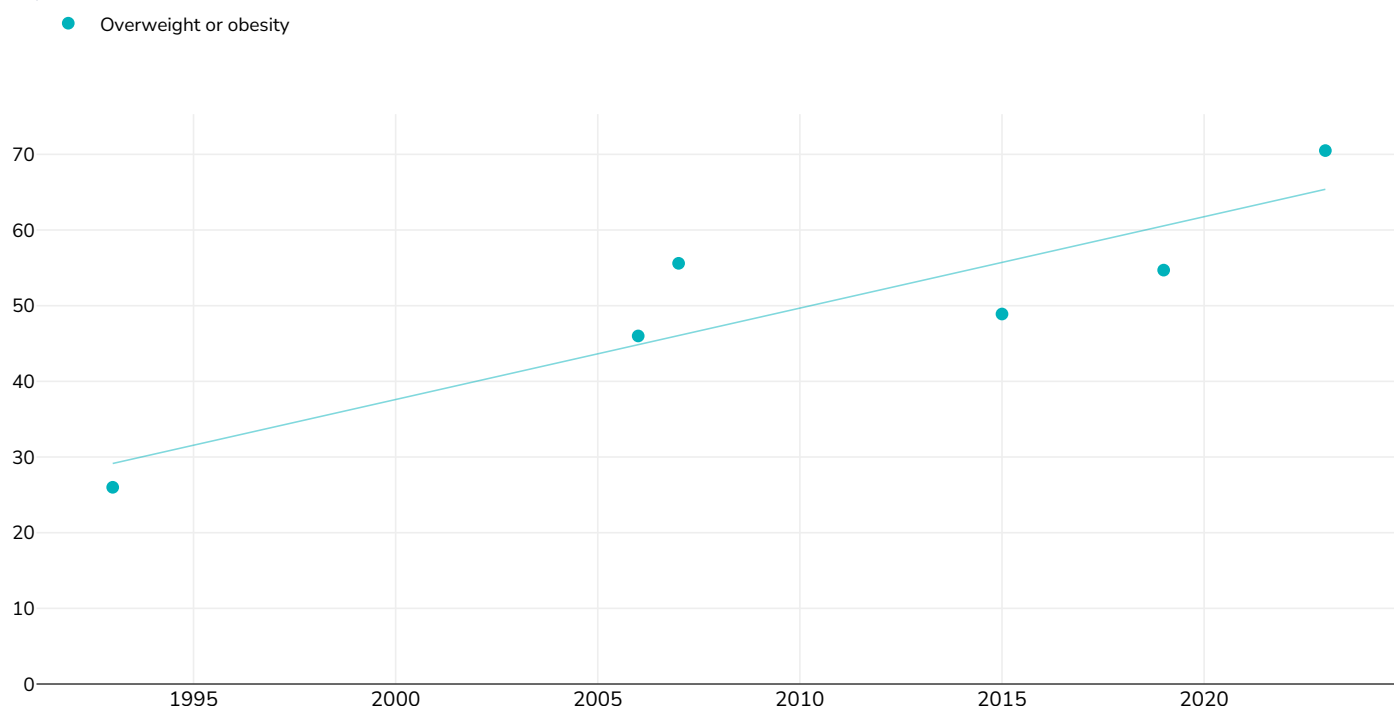
References:

- 1993: Ismail MN, Zawaih H, Chee SS, Ng KK. Prevalence of obesity and chronic energy deficiency (CED) in adult Malaysians. *Malays J Nutrition*. 1995; 1:1-9
- 2006: Khambalia AZ, Seen LS. Trends in overweight and obese adults in Malaysia (1996-2009): a systematic review. *Obesity Reviews* 2010; 11:403-412
- 2007: Mohamud WN, Musa KI, Khir AS, Ismail AA, Ismail IS, Kadir KA, Kamaruddin NA, Yaacob NA, Mustafa N, Ali O, Isa SH, Bebakar WM. Prevalence of overweight and obesity among adult Malaysians: an update. *Asia Pac J Clin Nutr*. 2011;20(1):35-41.
- 2015: Institute for Public Health (IPH) 2015. National Health and Morbidity Survey 2015 (NHMS 2015). Vol. II: Non-Communicable Diseases, Risk Factors & Other Health Problems; 2015.
- 2019: Institute for Public Health (IPH), National Institutes of Health, Ministry of Health Malaysia. 2020. National Health and Morbidity Survey (NHMS) 2019: Vol. I: NCDs – Non-Communicable Diseases: Risk Factors and other Health Problems
- 2023: Institute for Public Health (IKU). National Health and Morbidity Survey (NHMS) 2023: Non-Communicable Diseases and Healthcare Demand: Technical Report; 2024. Available at <https://iku.nih.gov.my/nhms-2023> (last accessed 04.02.25)

Unless otherwise noted, overweight refers to a BMI between 25kg and 29.9kg/m², obesity refers to a BMI greater than 30kg/m².

Different methodologies may have been used to collect this data and so data from different surveys may not be strictly comparable. Please check with original data sources for methodologies used.

Women



Survey type: Measured

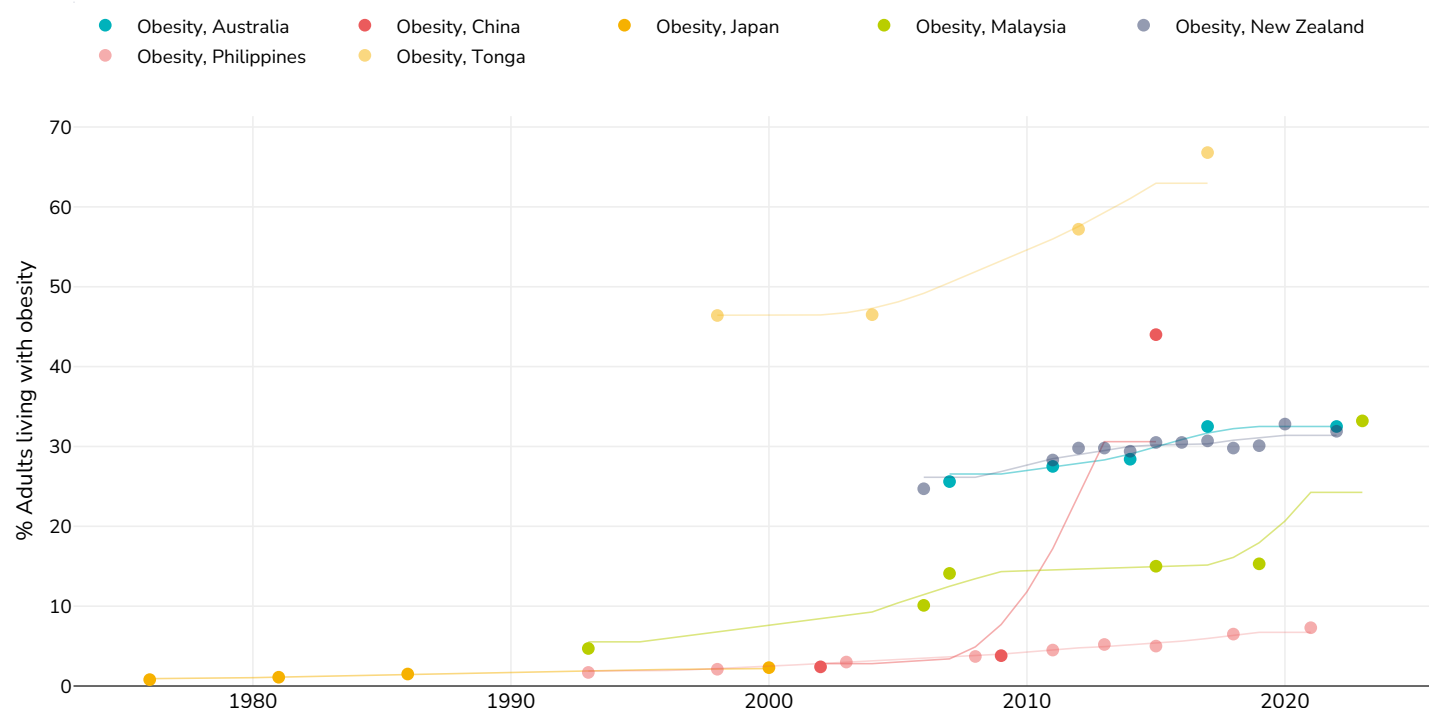
- References:
- 1993: Ismail MN, Zawaih H, Chee SS, Ng KK. Prevalence of obesity and chronic energy deficiency (CED) in adult Malaysians. *Malays J Nutrition*. 1995; 1:1-9
 - 2006: Khambalia AZ, Seen LS. Trends in overweight and obese adults in Malaysia (1996-2009): a systematic review. *Obesity Reviews* 2010; 11:403-412
 - 2007: Mohamud WN, Musa KI, Khir AS, Ismail AA, Ismail IS, Kadir KA, Kamaruddin NA, Yaacob NA, Mustafa N, Ali O, Isa SH, Bebakar WM. Prevalence of overweight and obesity among adult Malaysians: an update. *Asia Pac J Clin Nutr*. 2011;20(1):35-41.
 - 2015: Institute for Public Health (IPH) 2015. National Health and Morbidity Survey 2015 (NHMS 2015). Vol. II: Non-Communicable Diseases, Risk Factors & Other Health Problems; 2015.
 - 2019: Institute for Public Health (IPH), National Institutes of Health, Ministry of Health Malaysia. 2020. National Health and Morbidity Survey (NHMS) 2019: Vol. I: NCDs – Non-Communicable Diseases: Risk Factors and other Health Problems
 - 2023: Institute for Public Health (IKU). National Health and Morbidity Survey (NHMS) 2023: Non-Communicable Diseases and Healthcare Demand: Technical Report; 2024. Available at <https://iku.nih.gov.my/nhms-2023> (last accessed 04.02.25)

Unless otherwise noted, overweight refers to a BMI between 25kg and 29.9kg/m², obesity refers to a BMI greater than 30kg/m².

Different methodologies may have been used to collect this data and so data from different surveys may not be strictly comparable. Please check with original data sources for methodologies used.

**% Adults living with obesity in selected countries in the Asia/Oceania
Region 1975-2019, selected countries**

Men



References:

1976, 1981, 1986: Yoshiike N, Seino F, Tajima S, Arai Y, Kawano M, Furuhashi T, Inoue S. Twenty-year changes in the prevalence of overweight in Japanese adults: The National Nutrition Survey 1976-95. *Obesity Reviews* 2002;3:183-190

1993, 2005, 2013: Chang HC, Yang HC, Chang HY, et al. Morbid obesity in Taiwan: Prevalence, trends, associated social demographics, and lifestyle factors. *PLoS One*. 2017;12(2):e0169577. Published 2017 Feb 2. doi:10.1371/journal.pone.0169577

1995, 1996: Martorell R, Khan LK, Hughes ML, Grummer Strawn LM. Obesity in women from developing countries. *EJCN* (2000) 54:247-252

1998: Colaguir S, Colagiuri R, Na'ati S, Muimuiheata S, Hussain Z and Palau T. (2002). The prevalence of diabetes in the Kingdom of Tonga. *Diabetes care*, 25: 1378 - 1383.

2000: Asia Pacific Cohort Studies Collaboration. The burden of overweight and obesity in the Asia-Pacific region. *Obesity Reviews* 2007;8:191-196.

2001: SCN (2004). 5th Report on the World Nutrition Situation. Nutrition for Improved Development Outcomes. Appendix 11

2002: Report of the 2002 China National Nutrition and Health Survey. 2004. (In Chinese). Chinese Ministry of Public Health (CMPH).

2003: <http://www.fnri.dost.gov.ph/files/fnri%20files/nns/factsandfigures2003/anthropometric.pdf> (last accessed June 14th 2011)

2004: Tonga STEPS Survey 2004

2006: Gerritsen S, Stefanogiannis N, Galloway Y, Devlin M, Templaton R and Yeh L. A portrait of health: key results of the 2006/07 New Zealand Health Survey.

2007: Australian Bureau of Statistics (ABS). National Health Survey: Summary of results. Canberra, Australia, ABS, 2009. WHO Global InfoBase reference:102910

2008: Food and Nutrition Research Institute-Department of Science and Technology (FNRI-DOST). 2010. Philippine Nutrition Facts and Figures 2008. DOST Complex, FNRI Bldg., Bicutan, Taguig City, Metro Manila, Philippines.

2009: Yan, S., Li, J., Li, S., Zhang, B., Du, S., Gordon-Larsen, P., Adair, L. and Popkin, B. (2012), The expanding burden of cardiometabolic risk in China: the China Health and Nutrition Survey. *Obesity Reviews*. doi: 10.1111/j.1467-789X.2012.01016.x

2011: National Institute of Population Research and Training - NIPORT/Bangladesh, Mitra and Associates/Bangladesh, and ICF International. 2013. Bangladesh Demographic and Health Survey 2011. Dhaka, Bangladesh: NIPORT, Mitra and Associates, and ICF International.

2012: New Zealand Health Survey. <https://www.health.govt.nz/publication/annual-update-key-results-2018-19-new-zealand-health-survey> (last accessed 14.07.20)

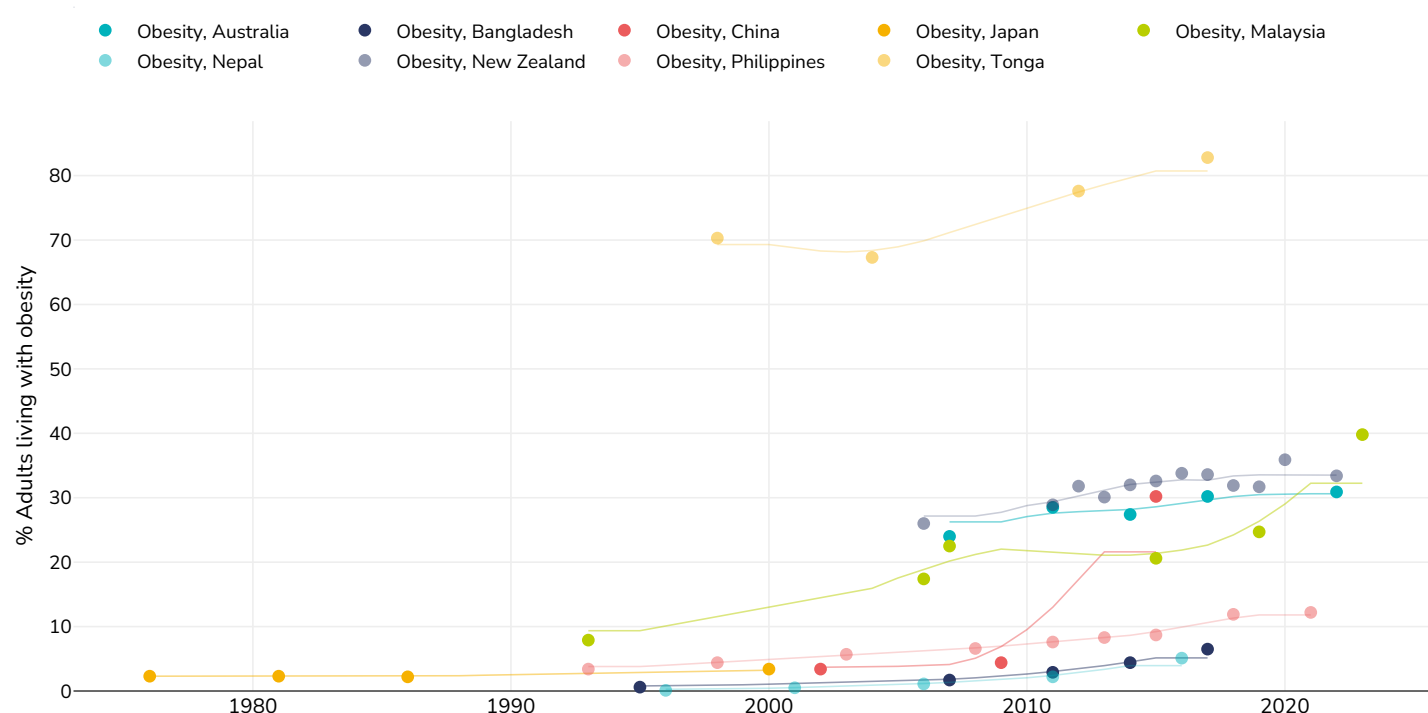
2014: National Institute of Population Research and Training - NIPORT/Bangladesh, Mitra and Associates, and ICF International. 2016. Bangladesh Demographic and Health Survey 2014. Dhaka, Bangladesh: NIPORT, Mitra and Associates, and ICF International. <http://www.dhsprogram.com/publications/publication-FR311-DHS-Final-Reports.cfm> (last accessed 11th April 2016)

2015: Institute for Public Health (IPH) 2015. National Health and Morbidity Survey 2015 (NHMS 2015). Vol. II: Non-Communicable Diseases, Risk Factors & Other Health Problems; 2015.

2016: Ministry of Health - MOH/Nepal, New ERA/Nepal, and ICF. 2017. Nepal Demographic and Health Survey 2016. Kathmandu, Nepal: MOH/Nepal, New ERA/Nepal, and ICF.

Different methodologies may have been used to collect this data and so data from different surveys may not be strictly comparable. Please check with original data sources for methodologies used.

Women



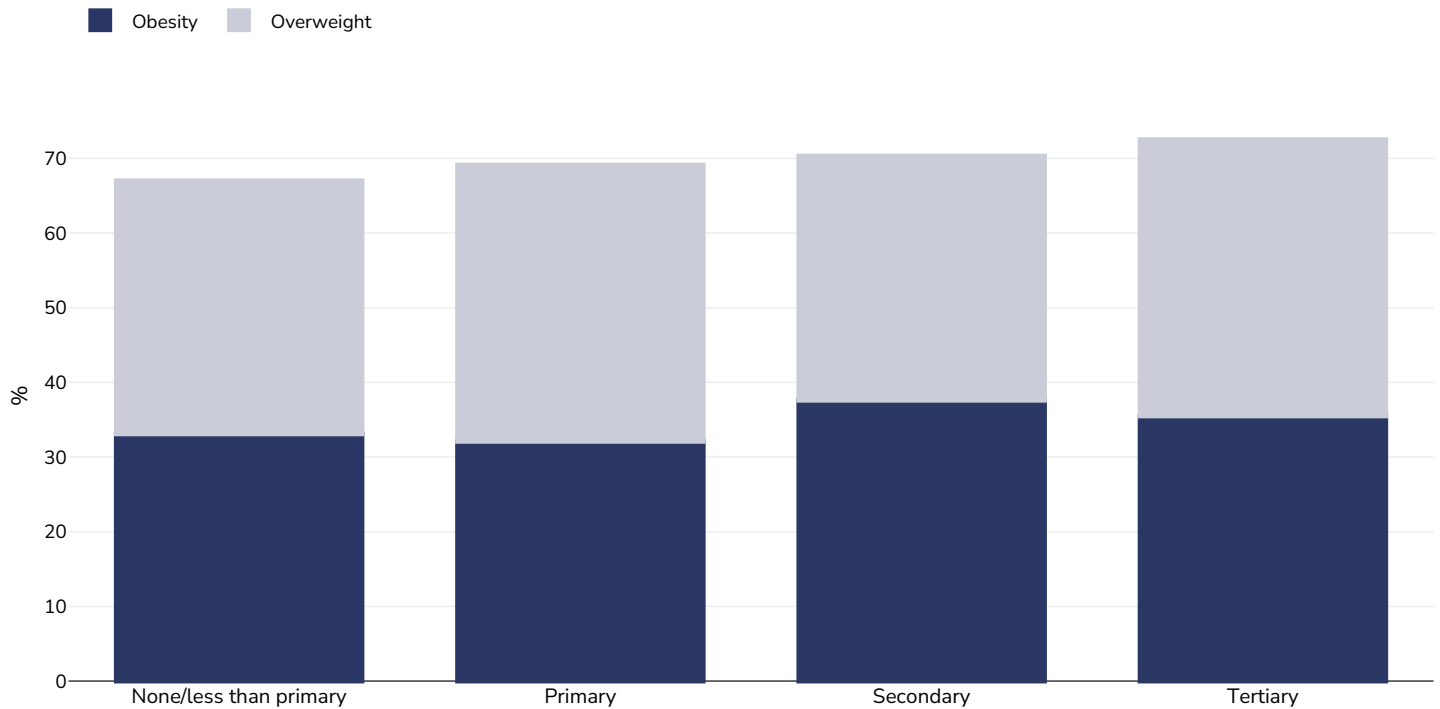
References:

- 1976, 1981, 1986: Yoshiike N, Seino F, Tajima S, Arai Y, Kawano M, Furuhashi T, Inoue S. Twenty-year changes in the prevalence of overweight in Japanese adults: The National Nutrition Survey 1976-95. *Obesity Reviews* 2002;3:183-190
- 1993, 2005, 2013: Chang HC, Yang HC, Chang HY, et al. Morbid obesity in Taiwan: Prevalence, trends, associated social demographics, and lifestyle factors. *PLoS One*. 2017;12(2):e0169577. Published 2017 Feb 2. doi:10.1371/journal.pone.0169577
- 1995, 1996: Martorell R, Khan LK, Hughes ML, Grummer Strawn LM. Obesity in women from developing countries. *EJCN* (2000) 54:247-252
- 1998: Colaguir S, Colagiuri R, Na'ati S, Muimuiheata S, Hussain Z and Palau T. (2002). The prevalence of diabetes in the Kingdom of Tonga. *Diabetes care*, 25: 1378 - 1383.
- 2000: Asia Pacific Cohort Studies Collaboration. The burden of overweight and obesity in the Asia-Pacific region. *Obesity Reviews* 2007;8:191-196.
- 2001: SCN (2004). 5th Report on the World Nutrition Situation. Nutrition for Improved Development Outcomes. Appendix 11
- 2002: Report of the 2002 China National Nutrition and Health Survey. 2004. (In Chinese). Chinese Ministry of Public Health (CMPH).
- 2003: <http://www.fnri.dost.gov.ph/files/fnri%20files/nns/factsandfigures2003/anthropometric.pdf> (last accessed June 14th 2011)
- 2004: Tonga STEPS Survey 2004
- 2006: Gerritsen S, Stefanogiannis N, Galloway Y, Devlin M, Templaton R and Yeh L. A portrait of health: key results of the 2006/07 New Zealand Health Survey.
- 2007: Australian Bureau of Statistics (ABS). National Health Survey: Summary of results. Canberra, Australia, ABS, 2009. WHO Global InfoBase reference:102910
- 2008: Food and Nutrition Research Institute-Department of Science and Technology (FNRI-DOST). 2010. Philippine Nutrition Facts and Figures 2008. DOST Complex, FNRI Bldg., Bicutan, Taguig City, Metro Manila, Philippines.
- 2009: Yan, S., Li, J., Li, S., Zhang, B., Du, S., Gordon-Larsen, P., Adair, L. and Popkin, B. (2012), The expanding burden of cardiometabolic risk in China: the China Health and Nutrition Survey. *Obesity Reviews*. doi: 10.1111/j.1467-789X.2012.01016.x
- 2011: National Institute of Population Research and Training - NIPORT/Bangladesh, Mitra and Associates/Bangladesh, and ICF International. 2013. Bangladesh Demographic and Health Survey 2011. Dhaka, Bangladesh: NIPORT, Mitra and Associates, and ICF International.
- 2012: New Zealand Health Survey. <https://www.health.govt.nz/publication/annual-update-key-results-2018-19-new-zealand-health-survey> (last accessed 14.07.20)
- 2014: National Institute of Population Research and Training - NIPORT/Bangladesh, Mitra and Associates, and ICF International. 2016. Bangladesh Demographic and Health Survey 2014. Dhaka, Bangladesh: NIPORT, Mitra and Associates, and ICF International. <http://www.dhsprogram.com/publications/publication-FR311-DHS-Final-Reports.cfm> (last accessed 11th April 2016)
- 2015: Institute for Public Health (IPH) 2015. National Health and Morbidity Survey 2015 (NHMS 2015). Vol. II: Non-Communicable Diseases, Risk Factors & Other Health Problems; 2015.
- 2016: Ministry of Health - MOH/Nepal, New ERA/Nepal, and ICF. 2017. Nepal Demographic and Health Survey 2016. Kathmandu, Nepal: MOH/Nepal, New ERA/Nepal, and ICF.

Different methodologies may have been used to collect this data and so data from different surveys may not be strictly comparable. Please check with original data sources for methodologies used.

Overweight/obesity by education

Adults, 2023

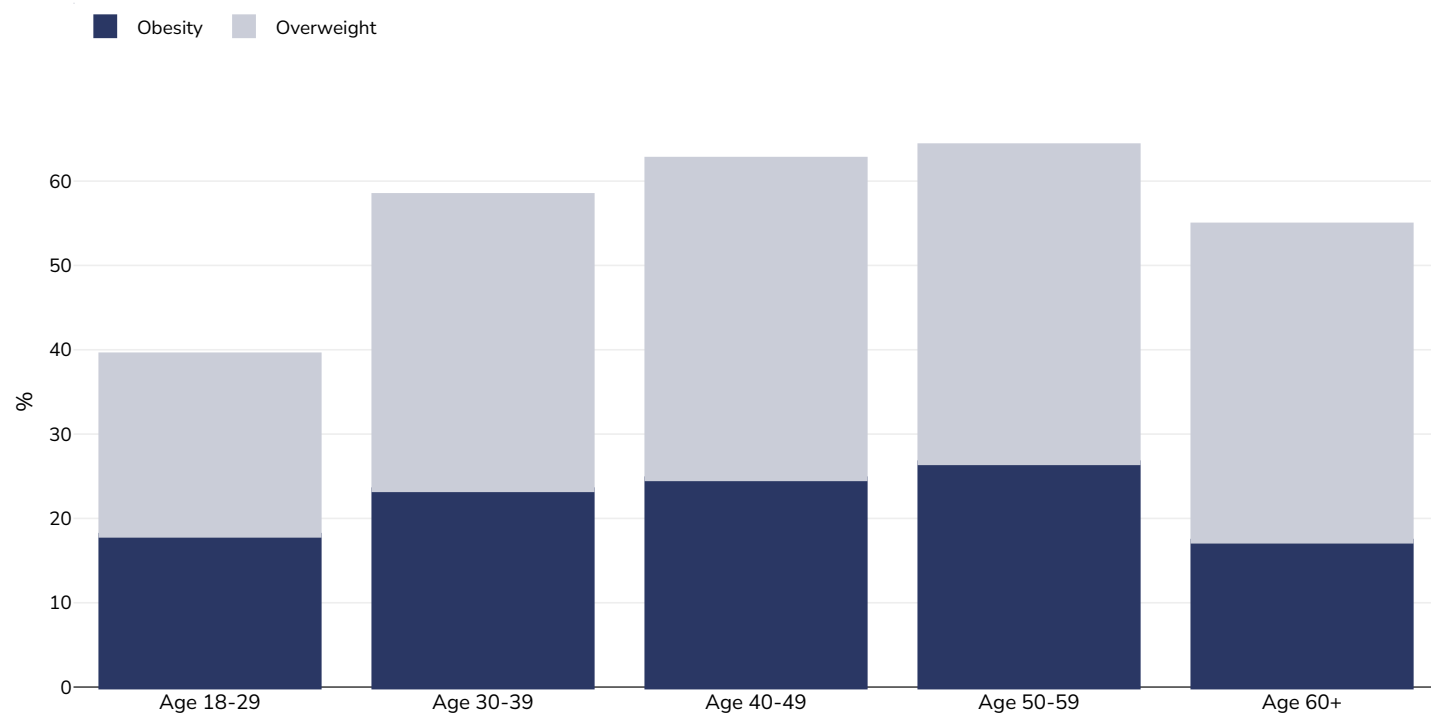


Survey type:	Measured
Age:	18+
Sample size:	10130
Area covered:	National
References:	Institute for Public Health (IKU). National Health and Morbidity Survey (NHMS) 2023: Non-Communicable Diseases and Healthcare Demand: Technical Report; 2024. Available at https://iku.nih.gov.my/nhms-2023 (last accessed 04.02.25)
Definitions:	The Malaysian Clinical Practice Guideline Management of Obesity (2023)
Cutoffs:	Overweight BMI 23-27.4kg/m ² , Obesity =>27.5 kg/m ²

Unless otherwise noted, overweight refers to a BMI between 25kg and 29.9kg/m², obesity refers to a BMI greater than 30kg/m².

Overweight/obesity by age

Adults, 2023

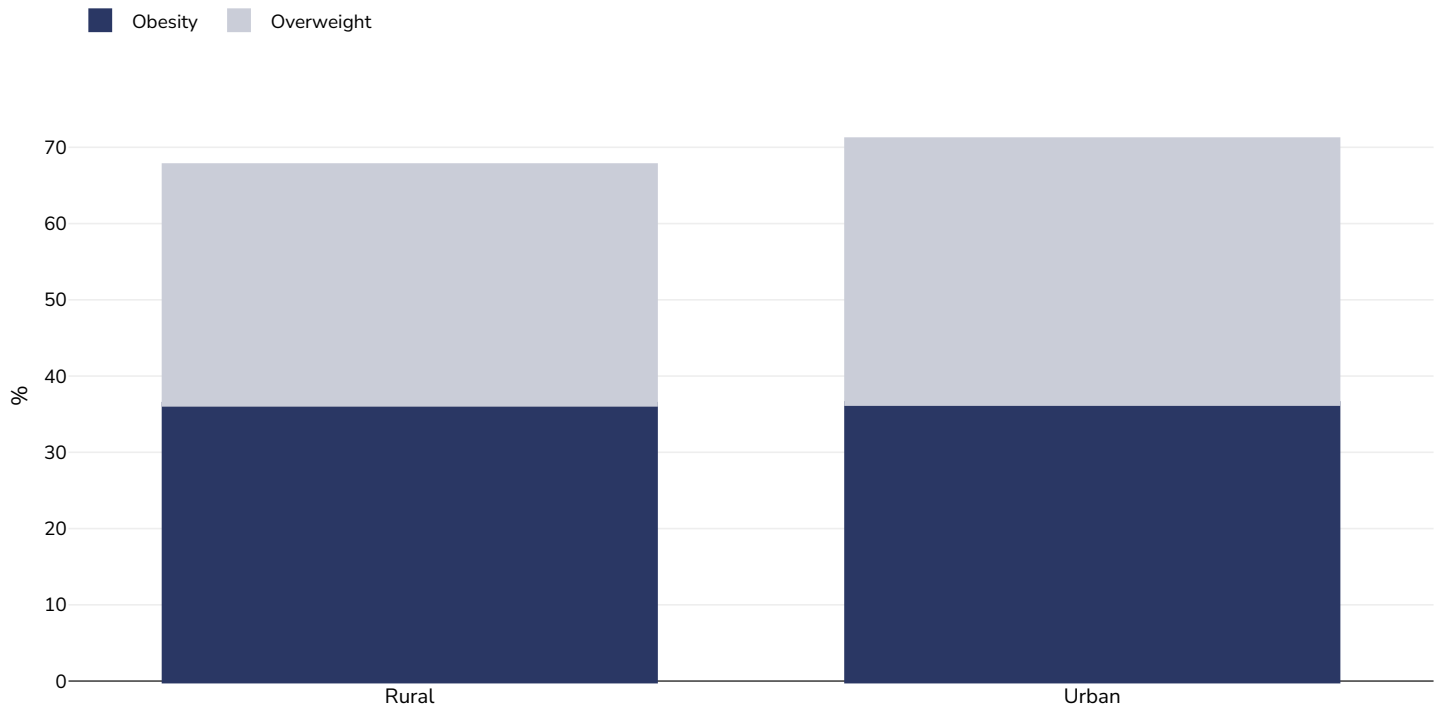


Survey type:	Measured
Sample size:	10130
Area covered:	National
References:	Institute for Public Health (IKU). National Health and Morbidity Survey (NHMS) 2023: Non-Communicable Diseases and Healthcare Demand: Technical Report; 2024. Available at https://iku.nih.gov.my/nhms-2023 (last accessed 04.02.25)
Notes:	Asia cut off also available

Unless otherwise noted, overweight refers to a BMI between 25kg and 29.9kg/m², obesity refers to a BMI greater than 30kg/m².

Overweight/obesity by region

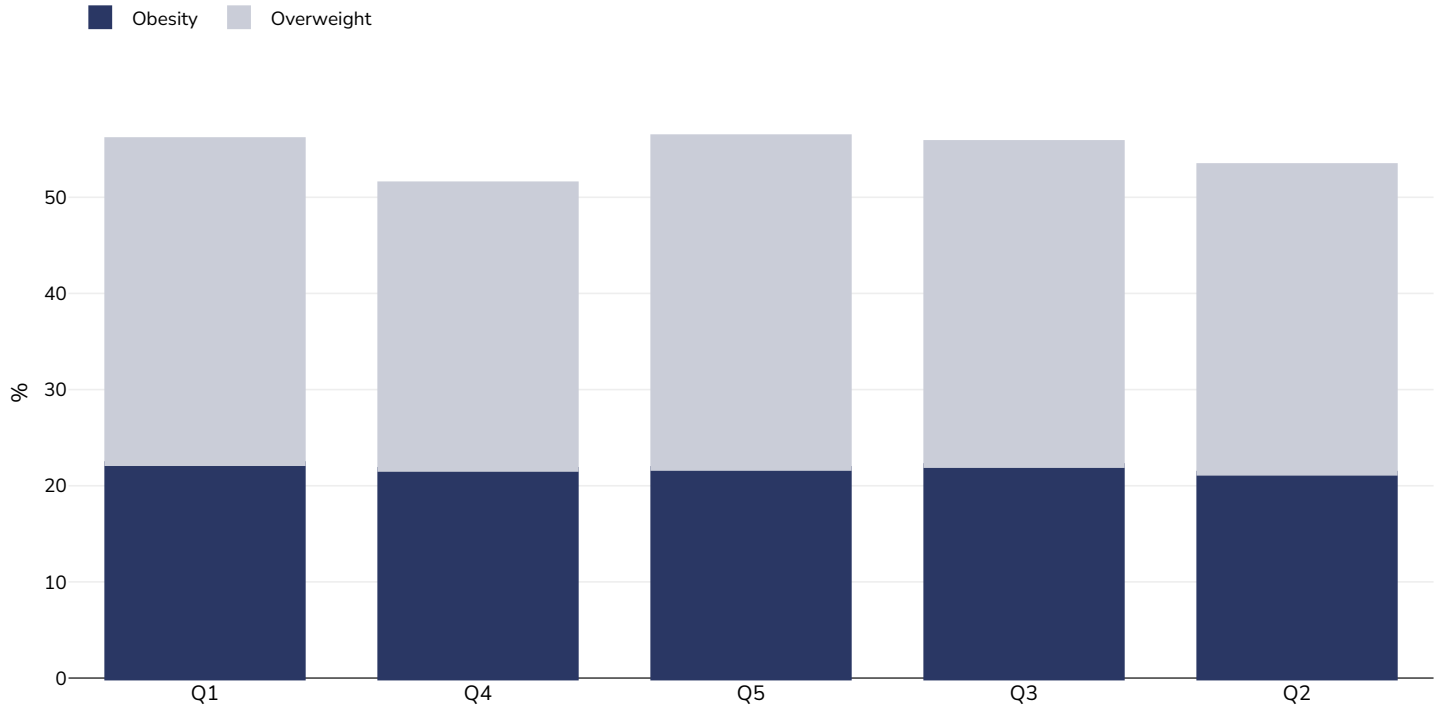
Adults, 2023



Survey type:	Measured
Age:	18+
Sample size:	10130
Area covered:	National
References:	Institute for Public Health (IKU). National Health and Morbidity Survey (NHMS) 2023: Non-Communicable Diseases and Healthcare Demand: Technical Report; 2024. Available at https://iku.nih.gov.my/nhms-2023 (last accessed 04.02.25)
Definitions:	The Malaysian Clinical Practice Guideline Management of Obesity (2023)
Cutoffs:	Overweight BMI 23-27.4kg/m ² , Obesity =>27.5 kg/m ²
<i>Unless otherwise noted, overweight refers to a BMI between 25kg and 29.9kg/m², obesity refers to a BMI greater than 30kg/m².</i>	

Overweight/obesity by socio-economic group

Adults, 2023



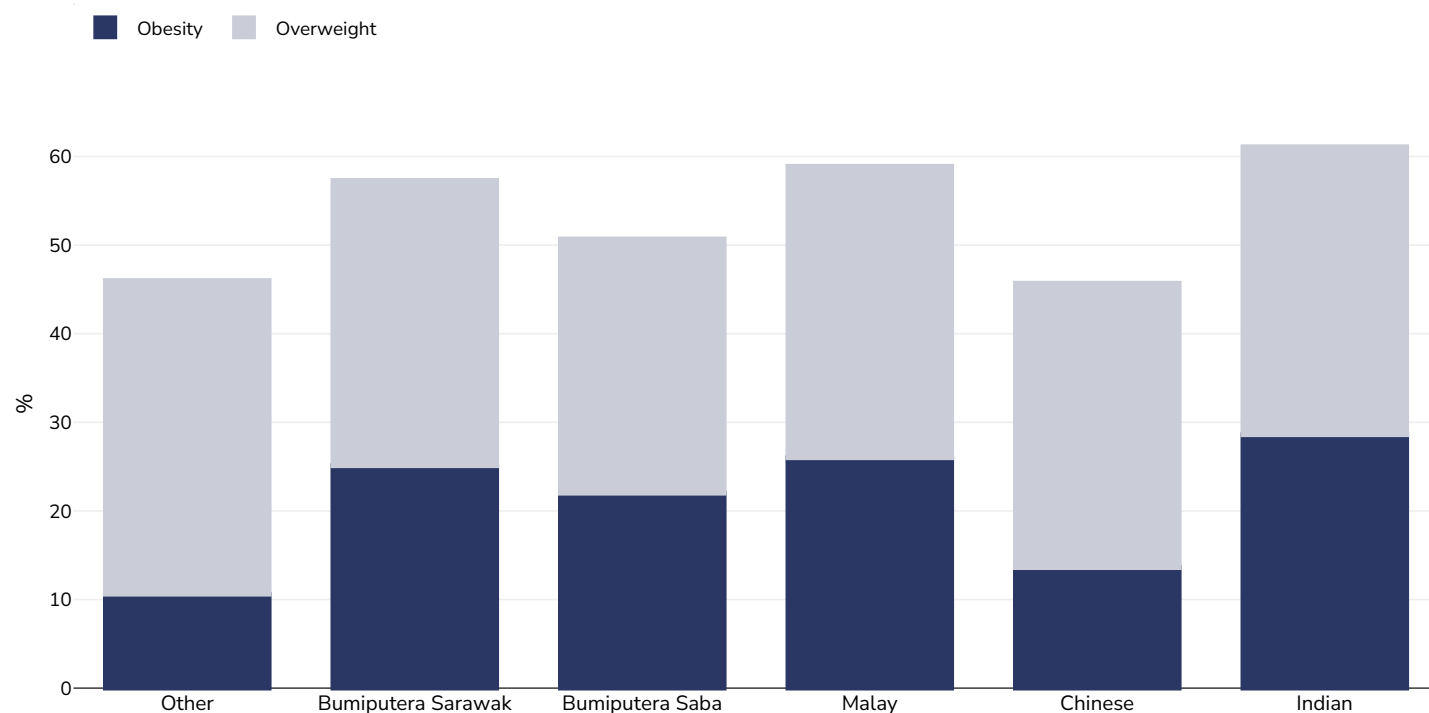
Survey type:	Measured
Age:	18+
Sample size:	10130
Area covered:	National
References:	Institute for Public Health (IKU). National Health and Morbidity Survey (NHMS) 2023: Non-Communicable Diseases and Healthcare Demand: Technical Report; 2024. Available at https://iku.nih.gov.my/nhms-2023 (last accessed 04.02.25)
Notes:	Malaysian Cut off also available

Unless otherwise noted, overweight refers to a BMI between 25kg and 29.9kg/m², obesity refers to a BMI greater than 30kg/m².

Overweight/obesity by ethnicity

Ethnic groups are as defined by publication of origin and are not as defined by WOF. In some instances ethnicity is conflated with nationality and/or race.

Adults, 2023



Survey type: Measured

Age: 18+

Sample size: 10130

Area covered: National

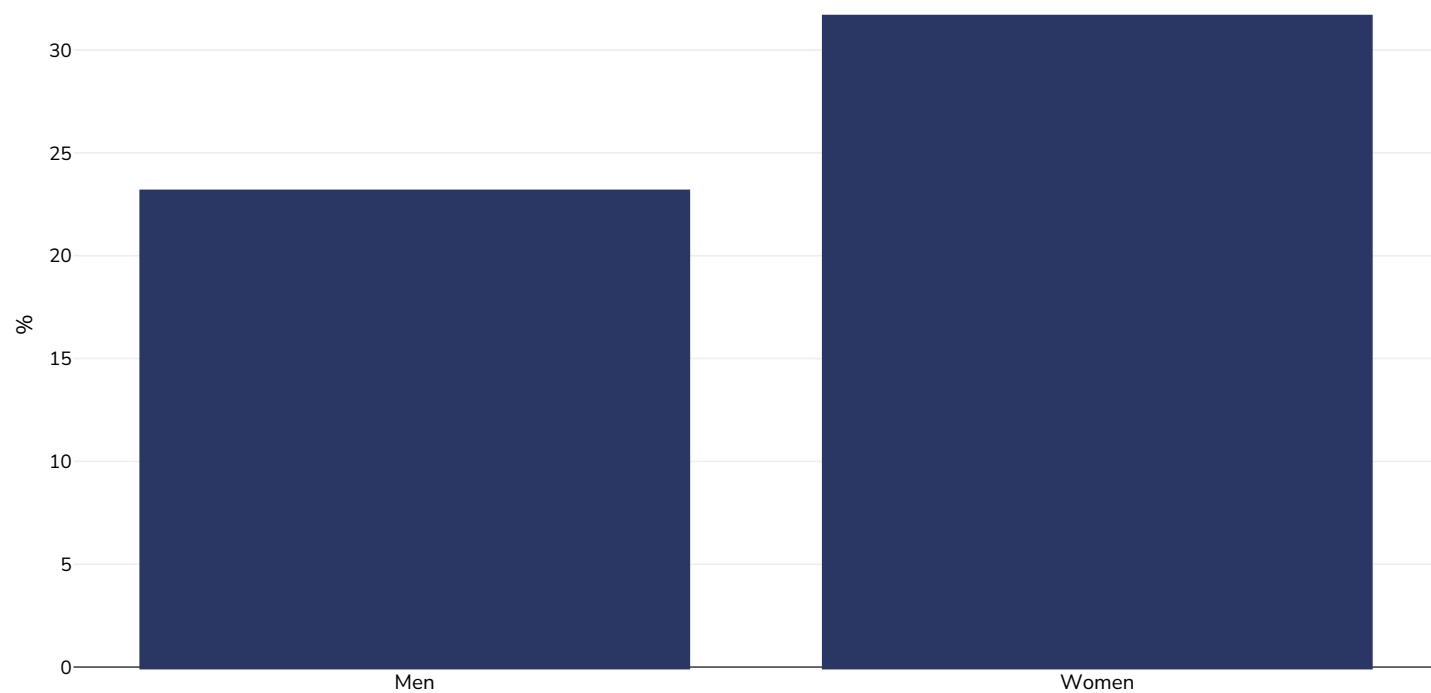
References: Institute for Public Health (IKU). National Health and Morbidity Survey (NHMS) 2023: Non-Communicable Diseases and Healthcare Demand: Technical Report; 2024. Available at <https://iku.nih.gov.my/nhms-2023> (last accessed 04.02.25)

Notes: Malaysian Cut off available

Unless otherwise noted, overweight refers to a BMI between 25kg and 29.9kg/m², obesity refers to a BMI greater than 30kg/m².

Double burden of underweight & overweight

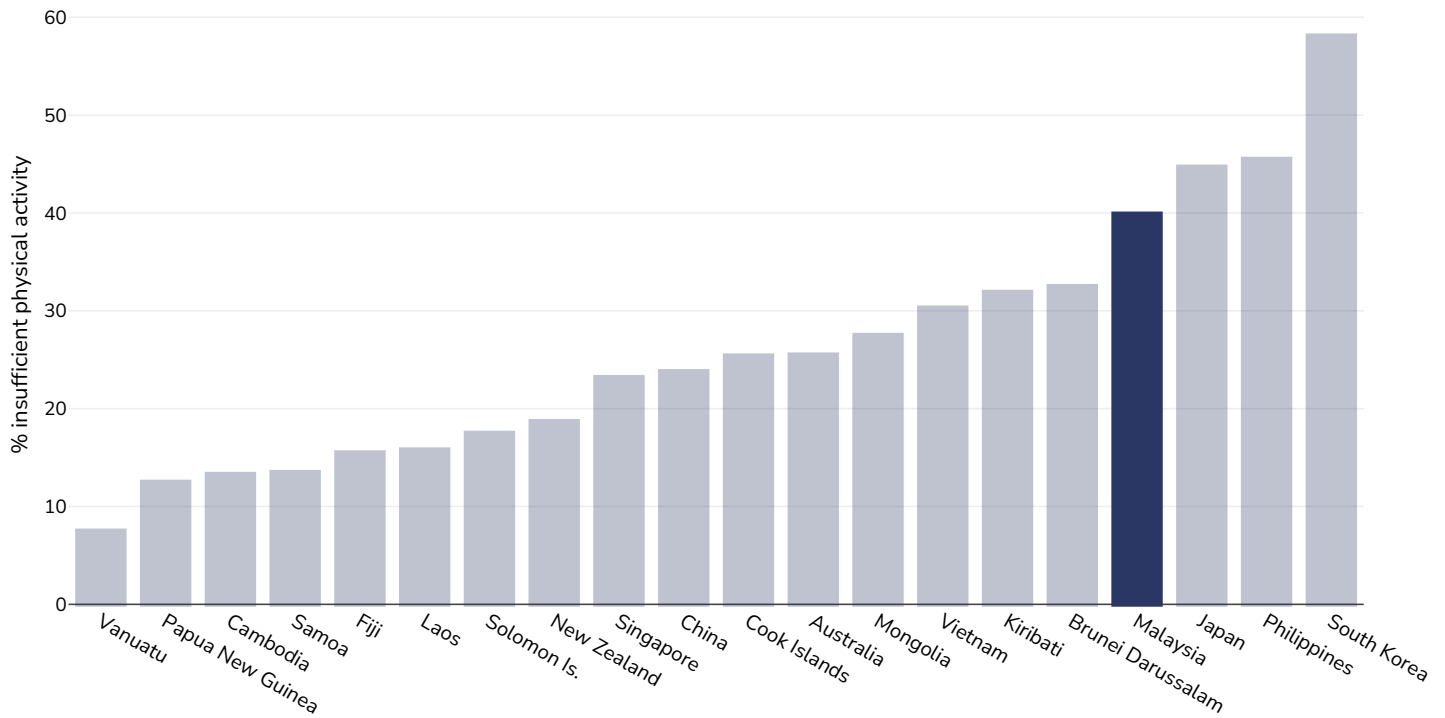
Adults, 2022



Survey type:	Measured
Age:	20+
References:	NCD Risk Factor Collaboration (NCD-RisC). Worldwide trends in underweight and obesity from 1990 to 2022: a pooled analysis of 3663 population representative studies with 222 million children, adolescents, and adults. Lancet 2024; published online Feb 29. https://doi.org/10.1016/S0140-6736(23)02750-2
Notes:	Age Standardised estimates
Definitions:	Combined prevalence of BMI<18.5 kg/m ² and BMI>=30 kg/m ² (double burden of underweight and obesity)

Insufficient physical activity

Adults, 2022



Survey type: Self-reported

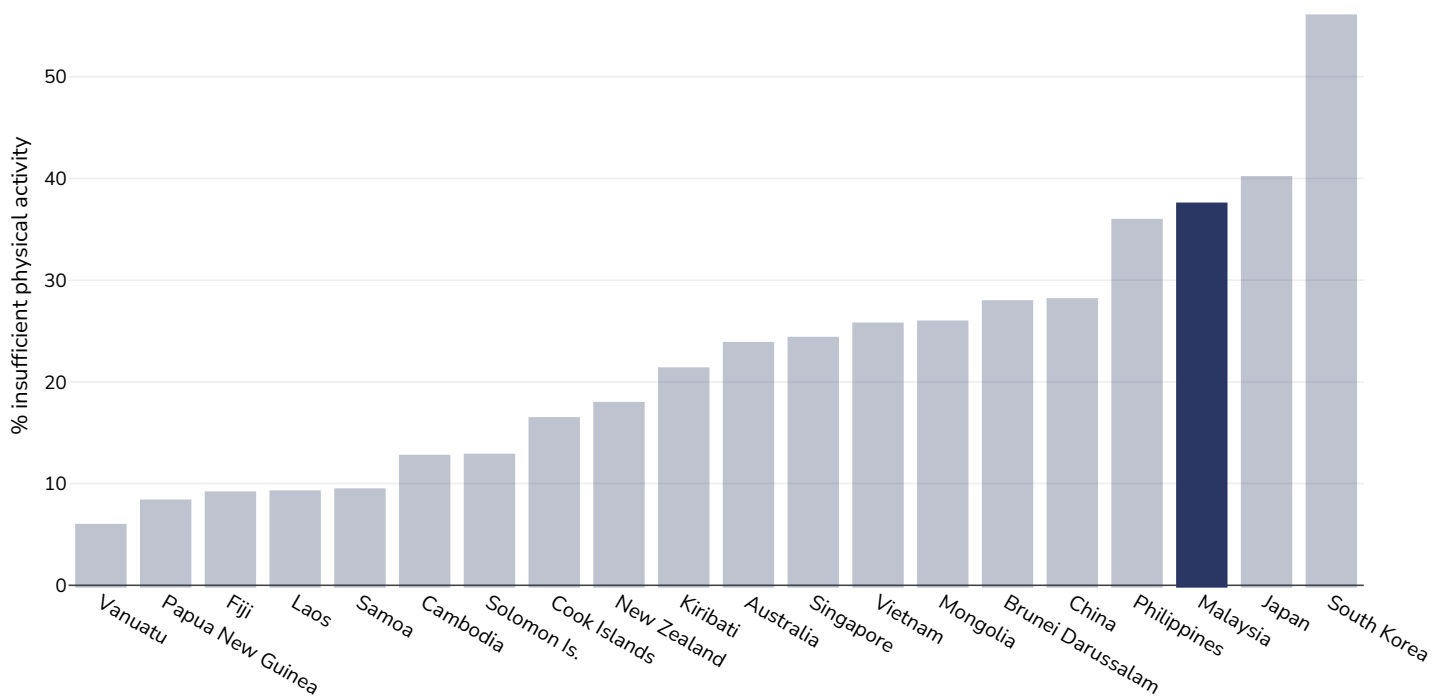
Age: 18+

Area covered: National

References: WHO (2024). Prevalence of insufficient physical activity among adults aged 18-years age-standardized estimate in 2022. Available at [https://www.who.int/data/gho/data/indicators/indicator-details/GHO/prevalence-of-insufficient-physical-activity-among-adults-aged-18-years-\(age-standardized-estimate\)-\(-\)](https://www.who.int/data/gho/data/indicators/indicator-details/GHO/prevalence-of-insufficient-physical-activity-among-adults-aged-18-years-(age-standardized-estimate)-(-))

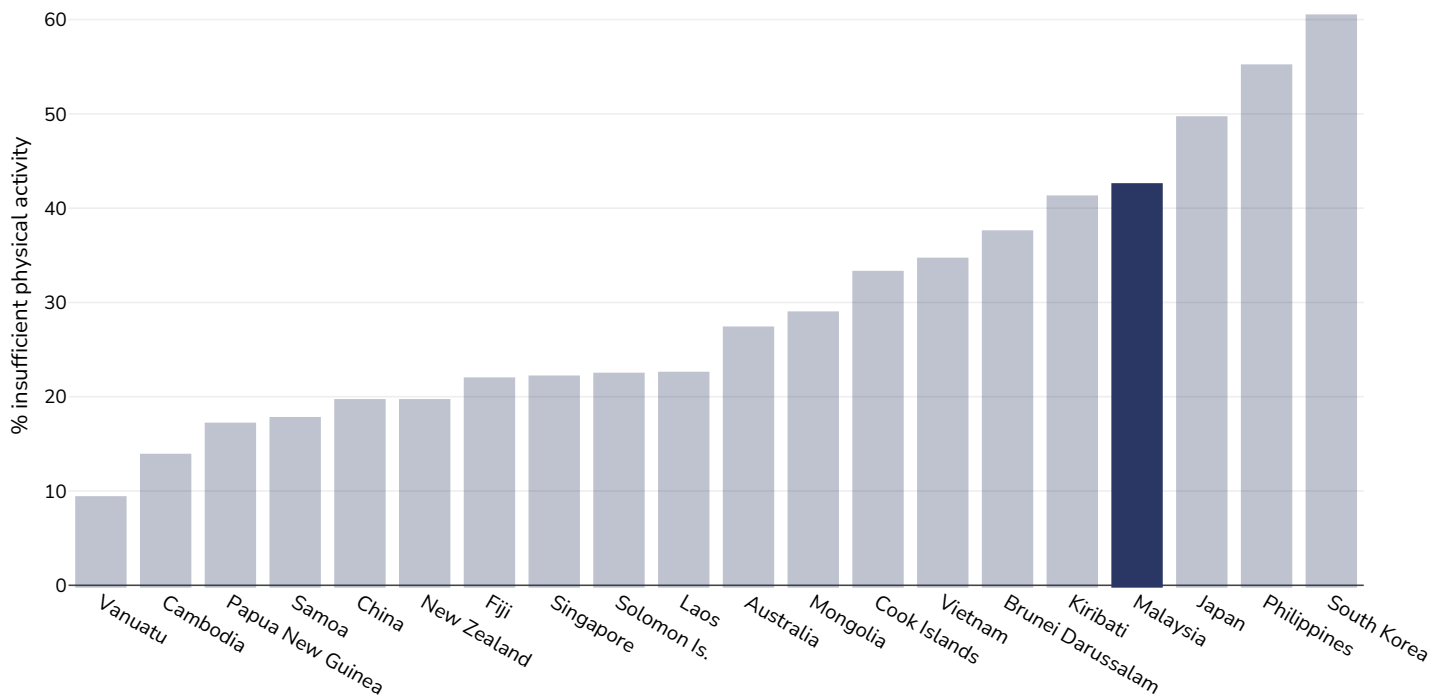
Definitions: Percent of population attaining less than 150 minutes of moderate-intensity physical activity per week, or less than 75 minutes of vigorous-intensity physical activity per week, or equivalent.

Men, 2022



Survey type:	Self-reported
Age:	18+
Area covered:	National
References:	WHO (2024). Prevalence of insufficient physical activity among adults aged 18-years age-standardized estimate in 2022. Available at https://www.who.int/data/gho/data/indicators/indicator-details/GHO/prevalence-of-insufficient-physical-activity-among-adults-aged-18-years-(age-standardized-estimate)-(-)
Definitions:	Percent of population attaining less than 150 minutes of moderate-intensity physical activity per week, or less than 75 minutes of vigorous-intensity physical activity per week, or equivalent.

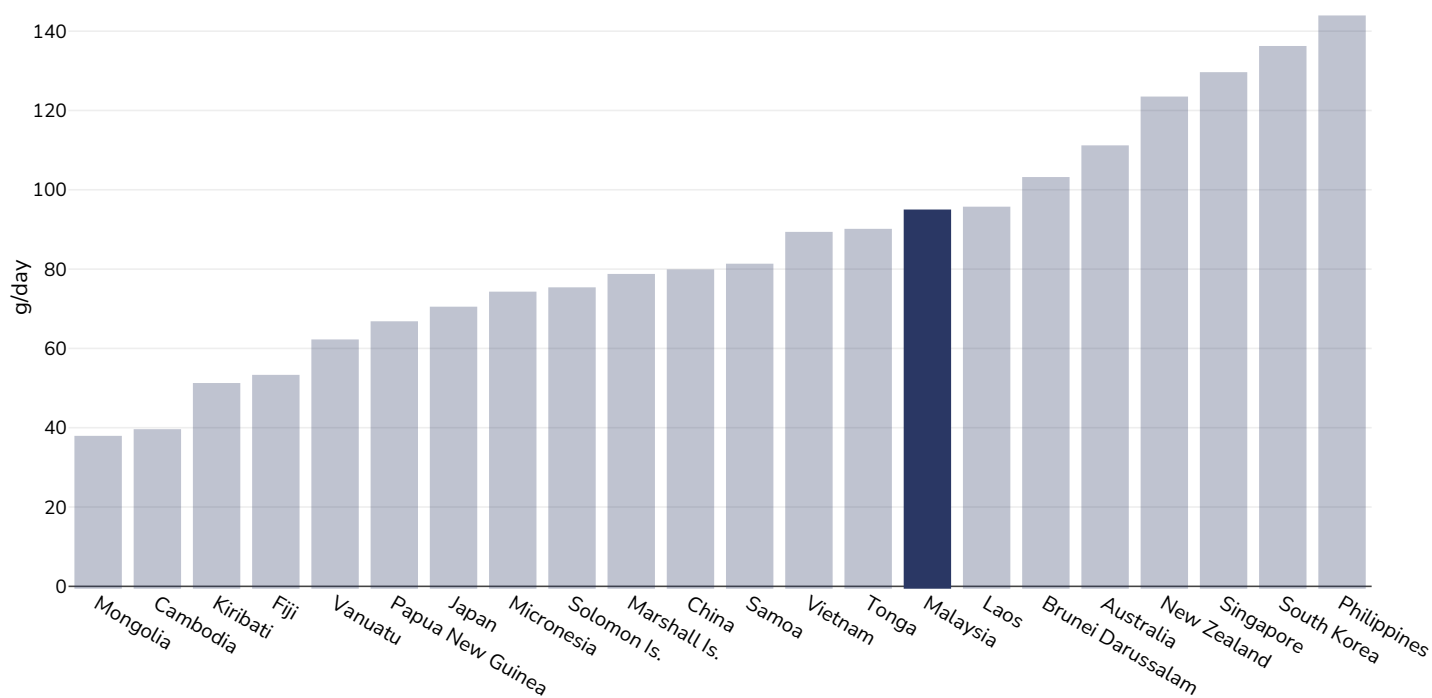
Women, 2022



Survey type:	Self-reported
Age:	18+
Area covered:	National
References:	WHO (2024). Prevalence of insufficient physical activity among adults aged 18-years age-standardized estimate in 2022. Available at https://www.who.int/data/gho/data/indicators/indicator-details/GHO/prevalence-of-insufficient-physical-activity-among-adults-aged-18-years-(age-standardized-estimate)-(-)
Definitions:	Percent of population attaining less than 150 minutes of moderate-intensity physical activity per week, or less than 75 minutes of vigorous-intensity physical activity per week, or equivalent.

Estimated per capita fruit intake

Adults, 2017



Survey type: Measured

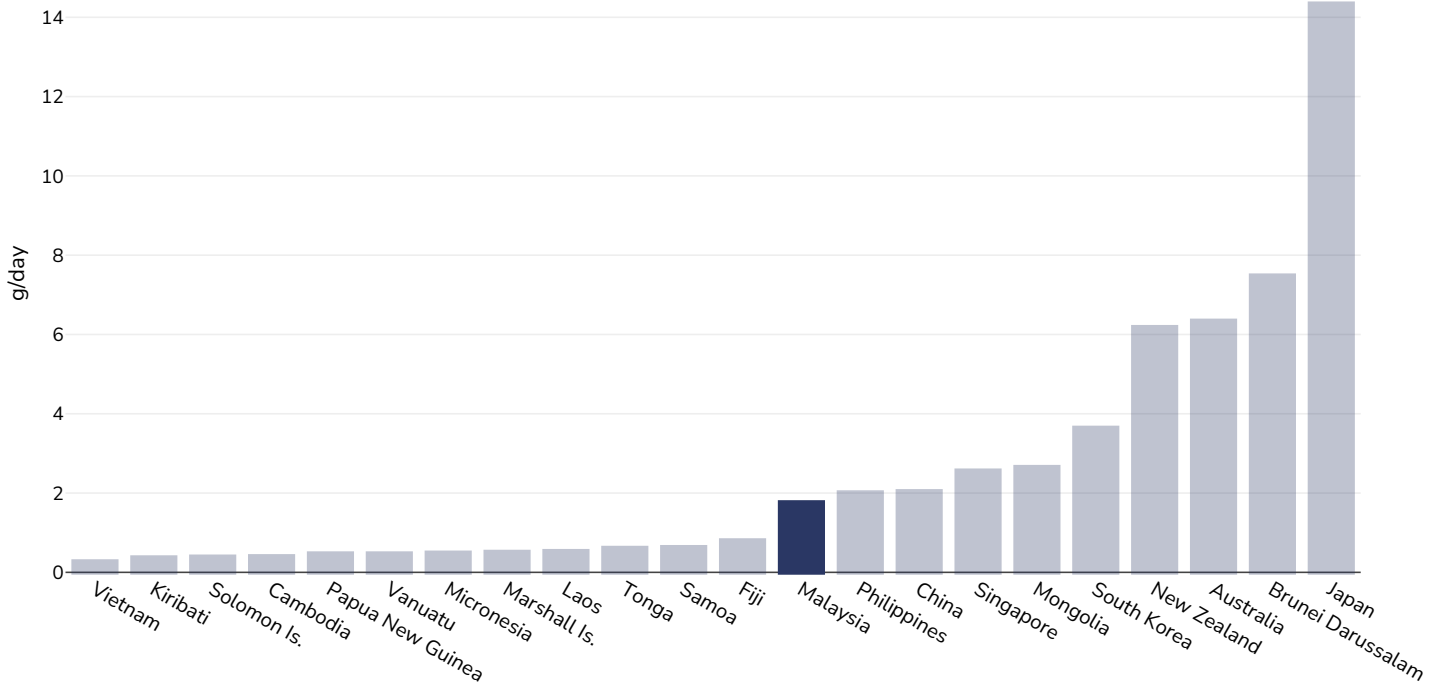
Age: 25+

References: Global Burden of Disease, the Institute for Health Metrics and Evaluation <http://ghdx.healthdata.org/>

Definitions: Estimated per-capita fruit intake (g/day)

Estimated per-capita processed meat intake

Adults, 2017



Survey type: Measured

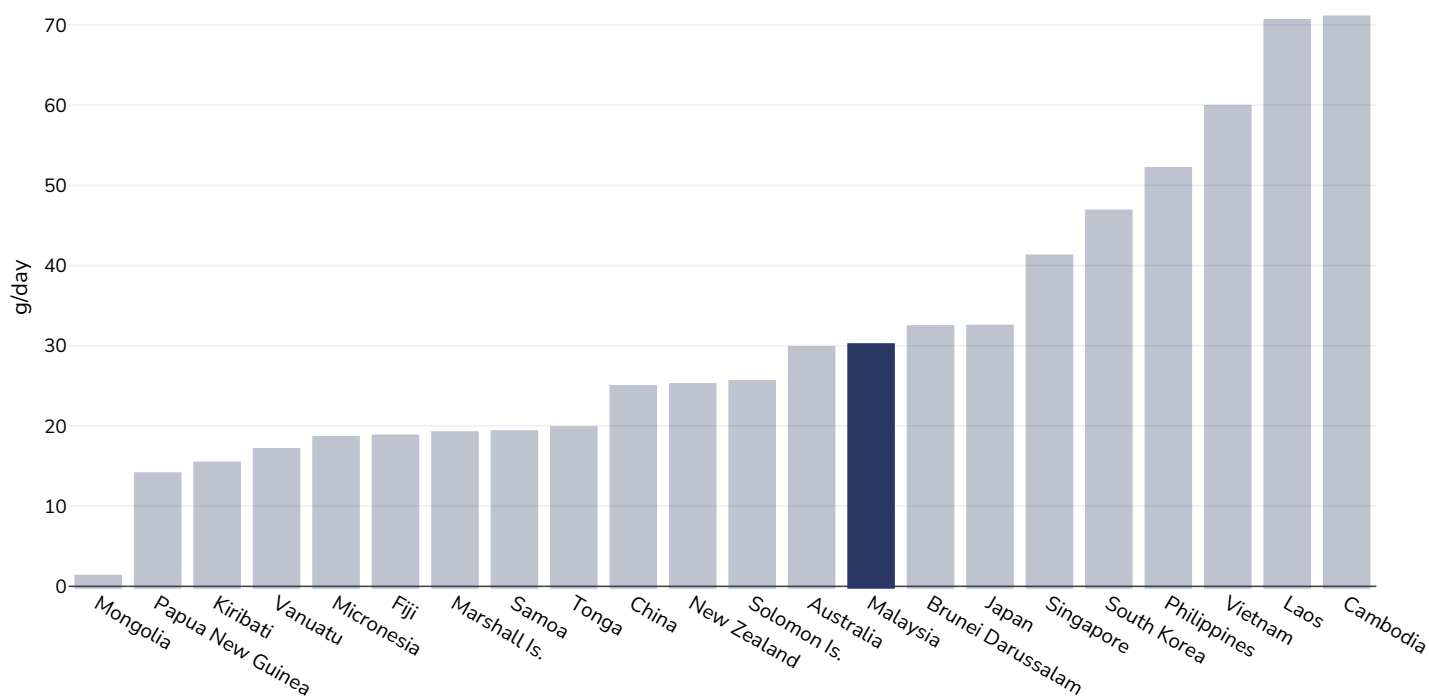
Age: 25+

References: Global Burden of Disease, the Institute for Health Metrics and Evaluation <http://ghdx.healthdata.org/>

Definitions: Estimated per-capita processed meat intake (g per day)

Estimated per capita whole grains intake

Adults, 2017



Survey type: Measured

Age: 25+

References: Global Burden of Disease, the Institute for Health Metrics and Evaluation <http://ghdx.healthdata.org/>

Definitions: Estimated per-capita whole grains intake (g/day)


Mental health - depression disorders

Adults, 2021




Age:	20+
Area covered:	National
References:	Institute for Health Metrics and Evaluation (IHME). GBD Compare Data Visualization. Global Burden of Disease (GBD) Study 2021. Seattle, WA: IHME, University of Washington, 2023. Available from http://vizhub.healthdata.org/gbd-compare . (Last accessed 23.04.25)
Definitions:	Number living with depression per 100,000 population (adults 20+ years)

Men, 2021



Age:	20+
Area covered:	National
References:	Institute for Health Metrics and Evaluation (IHME). GBD Compare Data Visualization. Global Burden of Disease (GBD) Study 2021. Seattle, WA: IHME, University of Washington, 2023. Available from http://vizhub.healthdata.org/gbd-compare . (Last accessed 23.04.25)
Definitions:	Number living with depression per 100,000 population (adults 20+ years)

Women, 2021



Age:	20+
Area covered:	National
References:	Institute for Health Metrics and Evaluation (IHME). GBD Compare Data Visualization. Global Burden of Disease (GBD) Study 2021. Seattle, WA: IHME, University of Washington, 2023. Available from http://vizhub.healthdata.org/gbd-compare . (Last accessed 23.04.25)
Definitions:	Number living with depression per 100,000 population (adults 20+ years)

Mental health - anxiety disorders

Adults, 2021



Age: 20+

References: Institute for Health Metrics and Evaluation (IHME). GBD Compare Data Visualization. Global Burden of Disease (GBD) Study 2021. Seattle, WA: IHME, University of Washington, 2023. Available from <http://vizhub.healthdata.org/gbd-compare>. (Last accessed 23.04.25).

Definitions: Number living with anxiety per 100,000 population

Men, 2021




Age: 20+

References: Institute for Health Metrics and Evaluation (IHME). GBD Compare Data Visualization. Global Burden of Disease (GBD) Study 2021. Seattle, WA: IHME, University of Washington, 2023. Available from <http://vizhub.healthdata.org/gbd-compare>. (Last accessed 23.04.25).

Definitions: Number living with anxiety per 100,000 population

Women, 2021



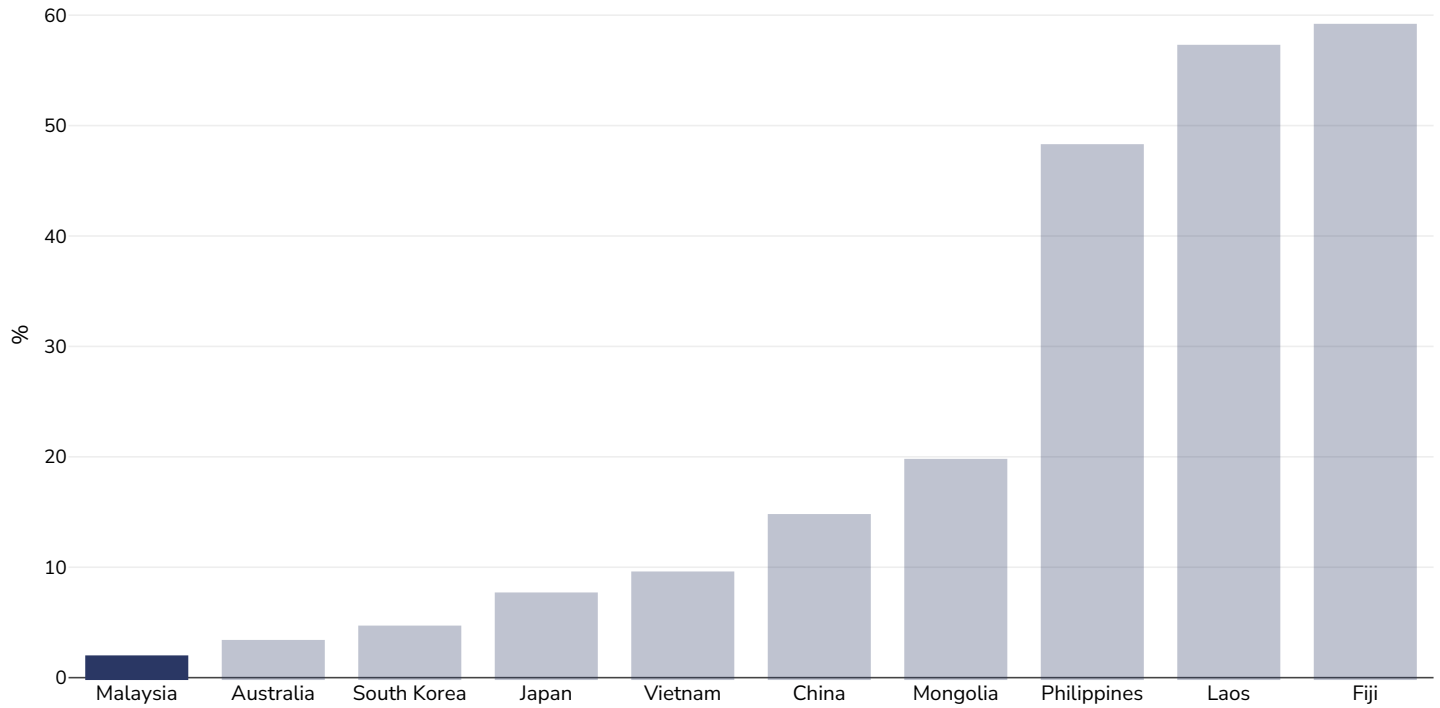
Age: 20+

References: Institute for Health Metrics and Evaluation (IHME). GBD Compare Data Visualization. Global Burden of Disease (GBD) Study 2021. Seattle, WA: IHME, University of Washington, 2023. Available from <http://vizhub.healthdata.org/gbd-compare>. (Last accessed 23.04.25).

Definitions: Number living with anxiety per 100,000 population

Percent of population who cannot afford a healthy diet

Adults, 2022



Area covered:


National

References:

The Food Systems Dashboard. The Global Alliance for Improved Nutrition (GAIN), The Columbia Climate School, and Cornell University College of Agriculture and Life Sciences. 2024. Geneva, Switzerland. <https://www.foodsystemsdashboard.org>. DOI: <https://doi.org/10.36072/db>.

Oesophageal cancer

Men, 2022



Age:	20+
Area covered:	National
References:	Ferlay J, Ervik M, Lam F, Laversanne M, Colombet M, Mery L, Piñeros M, Znaor A, Soerjomataram I, Bray F (2024). Global Cancer Observatory: Cancer Today. Lyon, France: International Agency for Research on Cancer. Available from: https://gco.iarc.who.int/today , accessed [16.07.24]
Definitions:	Indicence per 100,000

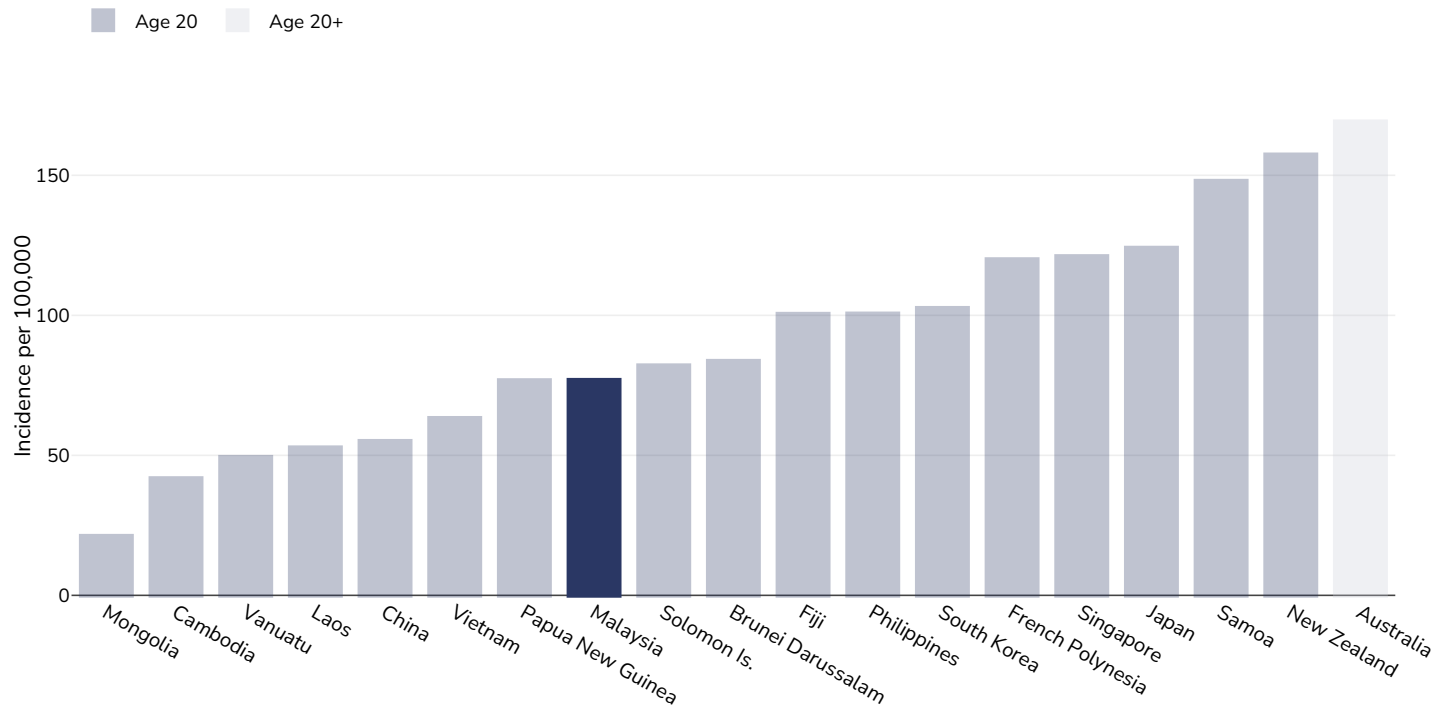
Women, 2022



Age:	20+
Area covered:	National
References:	Ferlay J, Ervik M, Lam F, Laversanne M, Colombet M, Mery L, Piñeros M, Znaor A, Soerjomataram I, Bray F (2024). Global Cancer Observatory: Cancer Today. Lyon, France: International Agency for Research on Cancer. Available from: https://gco.iarc.who.int/today , accessed [16.07.24]
Definitions:	Indicence per 100,000

Breast cancer

Women, 2022




Area covered: National

References: Ferlay J, Ervik M, Lam F, Laversanne M, Colombet M, Mery L, Piñeros M, Znaor A, Soerjomataram I, Bray F (2024). Global Cancer Observatory: Cancer Today. Lyon, France: International Agency for Research on Cancer. Available from: <https://gco.iarc.who.int/today>, accessed [16.07.24]

Definitions: Incidence per 100,000


Colorectal cancer

Men, 2022



Age:	20+
Area covered:	National
References:	Ferlay J, Ervik M, Lam F, Laversanne M, Colombet M, Mery L, Piñeros M, Znaor A, Soerjomataram I, Bray F (2024). Global Cancer Observatory: Cancer Today. Lyon, France: International Agency for Research on Cancer. Available from: https://gco.iarc.who.int/today , accessed [16.07.24]
Definitions:	Incidence per 100,000


Women, 2022



Age:	20+
Area covered:	National
References:	Ferlay J, Ervik M, Lam F, Laversanne M, Colombet M, Mery L, Piñeros M, Znaor A, Soerjomataram I, Bray F (2024). Global Cancer Observatory: Cancer Today. Lyon, France: International Agency for Research on Cancer. Available from: https://gco.iarc.who.int/today , accessed [16.07.24]
Definitions:	Incidence per 100,000


Pancreatic cancer

Men, 2022



Age:	20+
Area covered:	National
References:	Ferlay J, Ervik M, Lam F, Laversanne M, Colombet M, Mery L, Piñeros M, Znaor A, Soerjomataram I, Bray F (2024). Global Cancer Observatory: Cancer Today. Lyon, France: International Agency for Research on Cancer. Available from: https://gco.iarc.who.int/today , accessed [16.07.24]
Definitions:	Incidence per 100,000

Women, 2022



Age:	20+
Area covered:	National
References:	Ferlay J, Ervik M, Lam F, Laversanne M, Colombet M, Mery L, Piñeros M, Znaor A, Soerjomataram I, Bray F (2024). Global Cancer Observatory: Cancer Today. Lyon, France: International Agency for Research on Cancer. Available from: https://gco.iarc.who.int/today , accessed [16.07.24]
Definitions:	Incidence per 100,000


Gallbladder cancer

Men, 2022



Age:	20+
Area covered:	National
References:	Ferlay J, Ervik M, Lam F, Laversanne M, Colombet M, Mery L, Piñeros M, Znaor A, Soerjomataram I, Bray F (2024). Global Cancer Observatory: Cancer Today. Lyon, France: International Agency for Research on Cancer. Available from: https://gco.iarc.who.int/today , accessed [16.07.24]
Definitions:	Indicence per 100,000


Women, 2022



Age:	20+
Area covered:	National
References:	Ferlay J, Ervik M, Lam F, Laversanne M, Colombet M, Mery L, Piñeros M, Znaor A, Soerjomataram I, Bray F (2024). Global Cancer Observatory: Cancer Today. Lyon, France: International Agency for Research on Cancer. Available from: https://gco.iarc.who.int/today , accessed [16.07.24]
Definitions:	Indicence per 100,000


Kidney cancer

Men, 2022



Age:	20+
Area covered:	National
References:	Ferlay J, Ervik M, Lam F, Laversanne M, Colombet M, Mery L, Piñeros M, Znaor A, Soerjomataram I, Bray F (2024). Global Cancer Observatory: Cancer Today. Lyon, France: International Agency for Research on Cancer. Available from: https://gco.iarc.who.int/today , accessed [16.07.24]
Definitions:	Incidence per 100,000


Women, 2022



Age:	20+
Area covered:	National
References:	Ferlay J, Ervik M, Lam F, Laversanne M, Colombet M, Mery L, Piñeros M, Znaor A, Soerjomataram I, Bray F (2024). Global Cancer Observatory: Cancer Today. Lyon, France: International Agency for Research on Cancer. Available from: https://gco.iarc.who.int/today , accessed [16.07.24]
Definitions:	Incidence per 100,000

Cancer of the uterus

Women, 2022



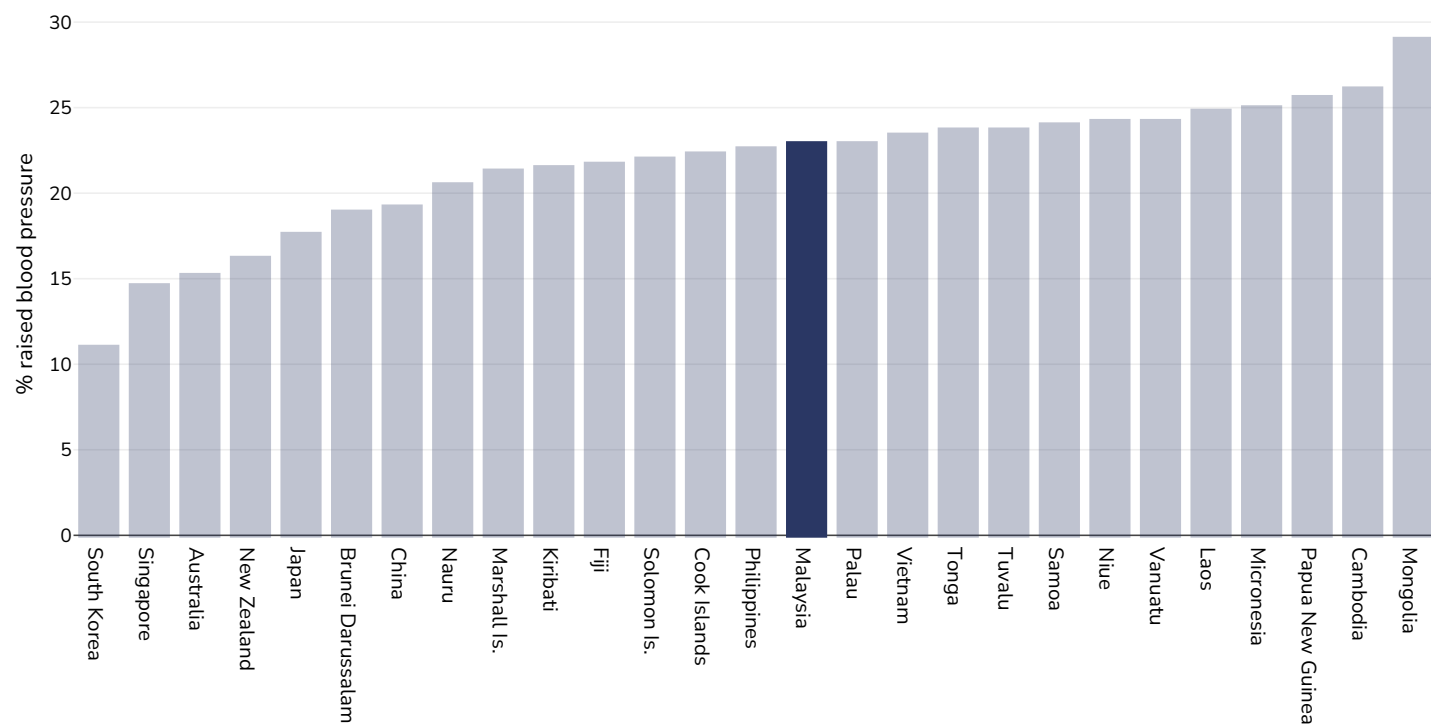
Age: 20+

References: Ferlay J, Ervik M, Lam F, Laversanne M, Colombet M, Mery L, Piñeros M, Znaor A, Soerjomataram I, Bray F (2024). Global Cancer Observatory: Cancer Today. Lyon, France: International Agency for Research on Cancer. Available from: <https://gco.iarc.who.int/today>, accessed [16.07.24]

Definitions: Incidence per 100,000

Raised blood pressure

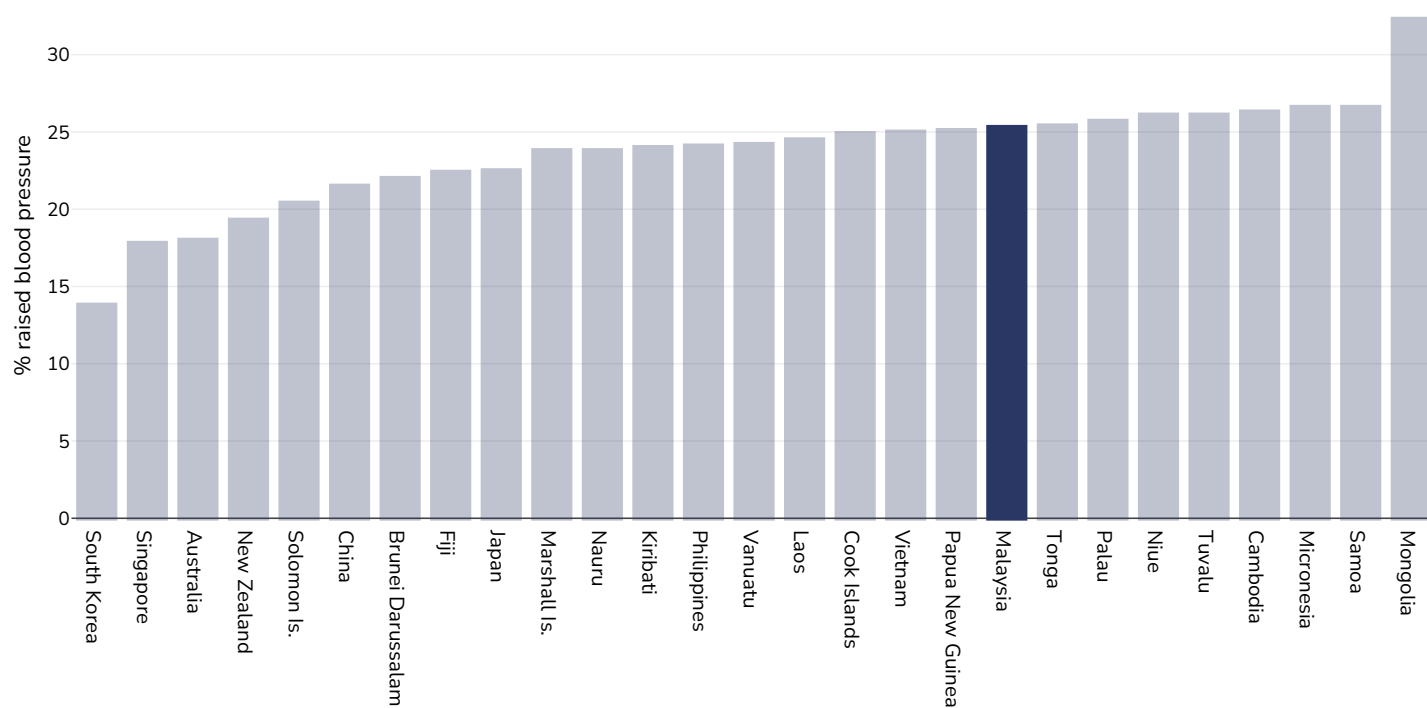
Adults, 2015



References: Global Health Observatory data repository, World Health Organisation, <http://apps.who.int/gho/data/node.main.A875?lang=en>

Definitions: Age Standardised estimated % Raised blood pressure 2015 (SBP \geq 140 OR DBP \geq 90).

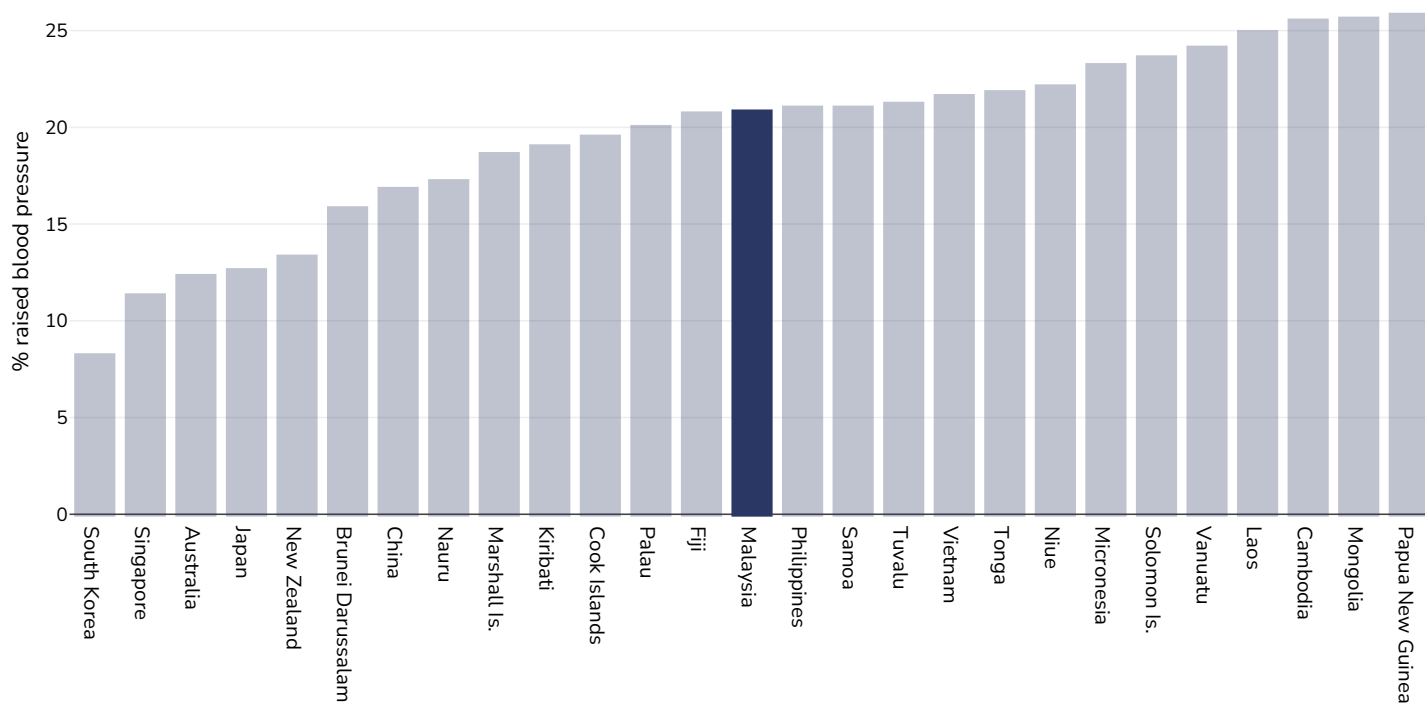
Men, 2015



References: Global Health Observatory data repository, World Health Organisation, <http://apps.who.int/gho/data/node.main.A875?lang=en>

Definitions: Age Standardised estimated % Raised blood pressure 2015 (SBP \geq 140 OR DBP \geq 90).

Women, 2015

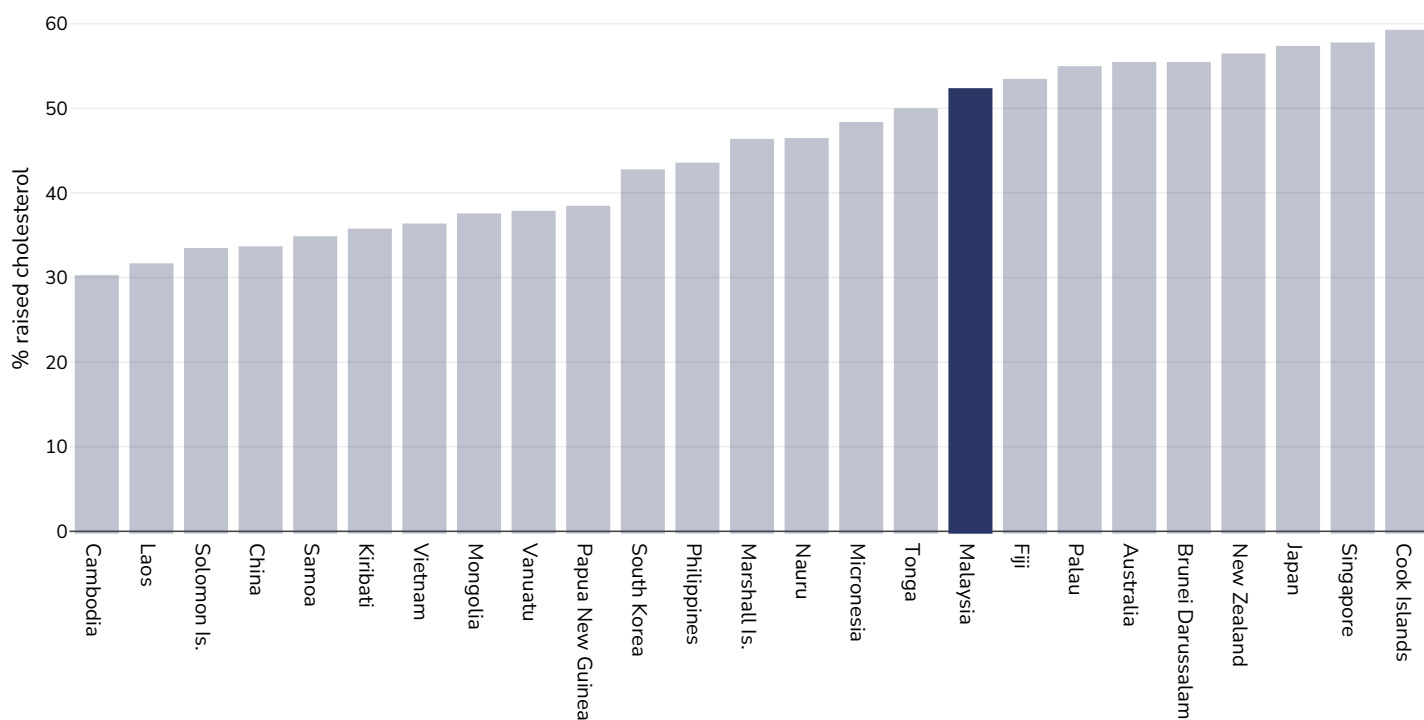


References: Global Health Observatory data repository, World Health Organisation, <http://apps.who.int/gho/data/node.main.A875?lang=en>

Definitions: Age Standardised estimated % Raised blood pressure 2015 (SBP \geq 140 OR DBP \geq 90).

Raised cholesterol

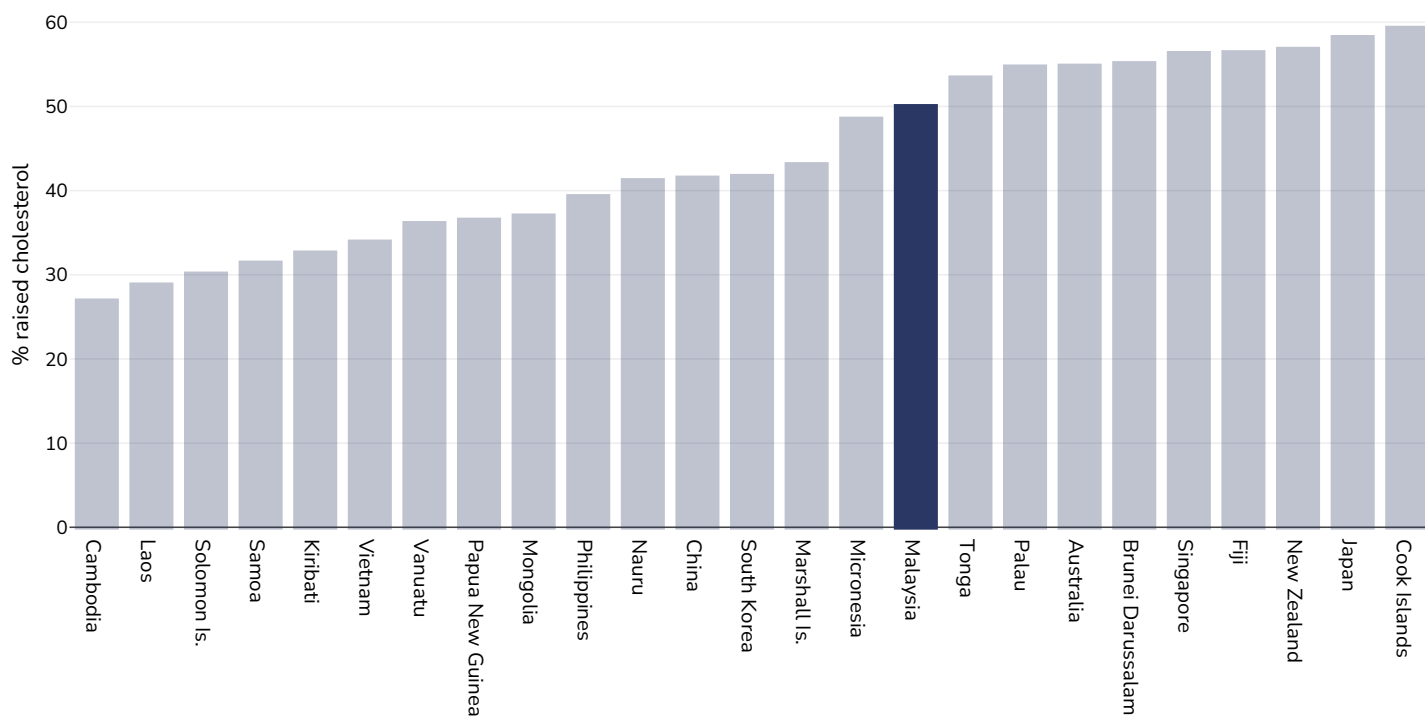
Adults, 2008



References: Global Health Observatory data repository, World Health Organisation, <http://apps.who.int/gho/data/node.main.A885>

Definitions: % Raised total cholesterol (≥ 5.0 mmol/L) (age-standardized estimate).

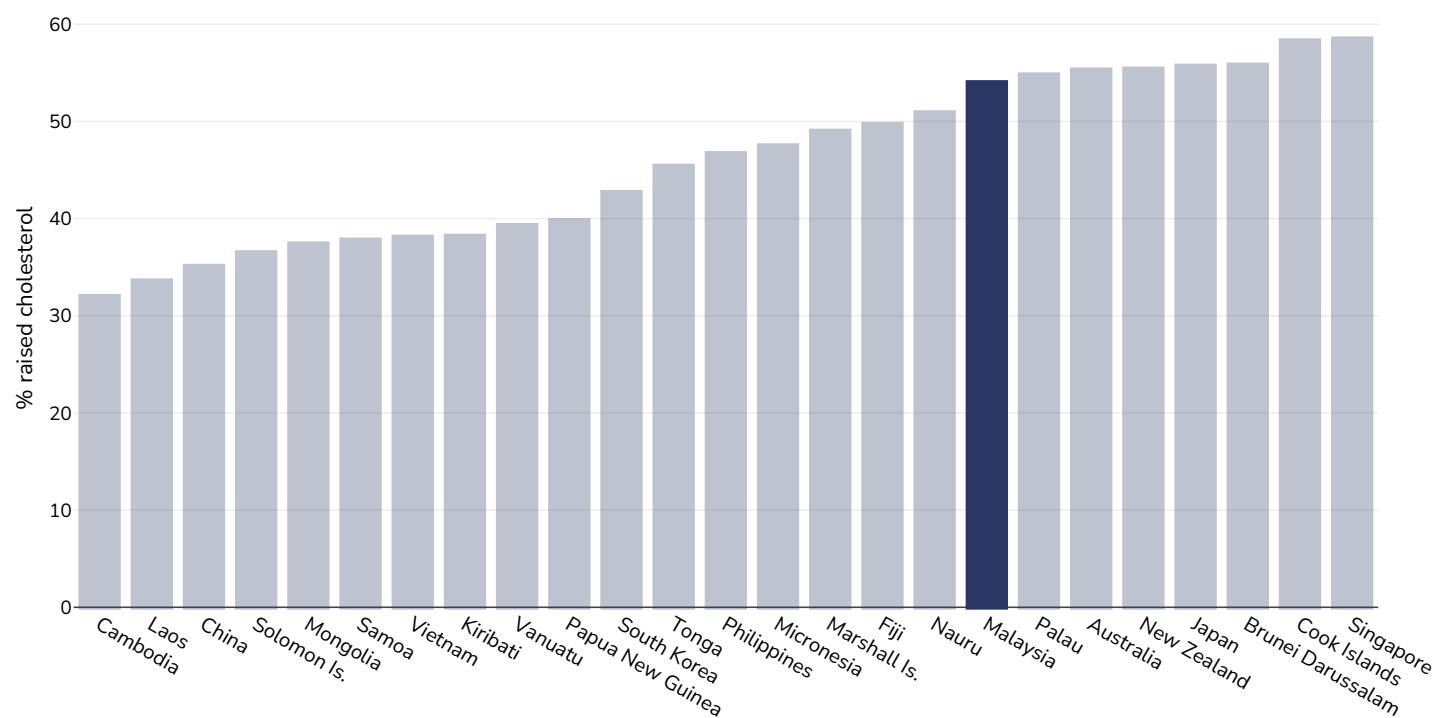
Men, 2008



References: Global Health Observatory data repository, World Health Organisation, <http://apps.who.int/gho/data/node.main.A885>

Definitions: % Raised total cholesterol (≥ 5.0 mmol/L) (age-standardized estimate).

Women, 2008

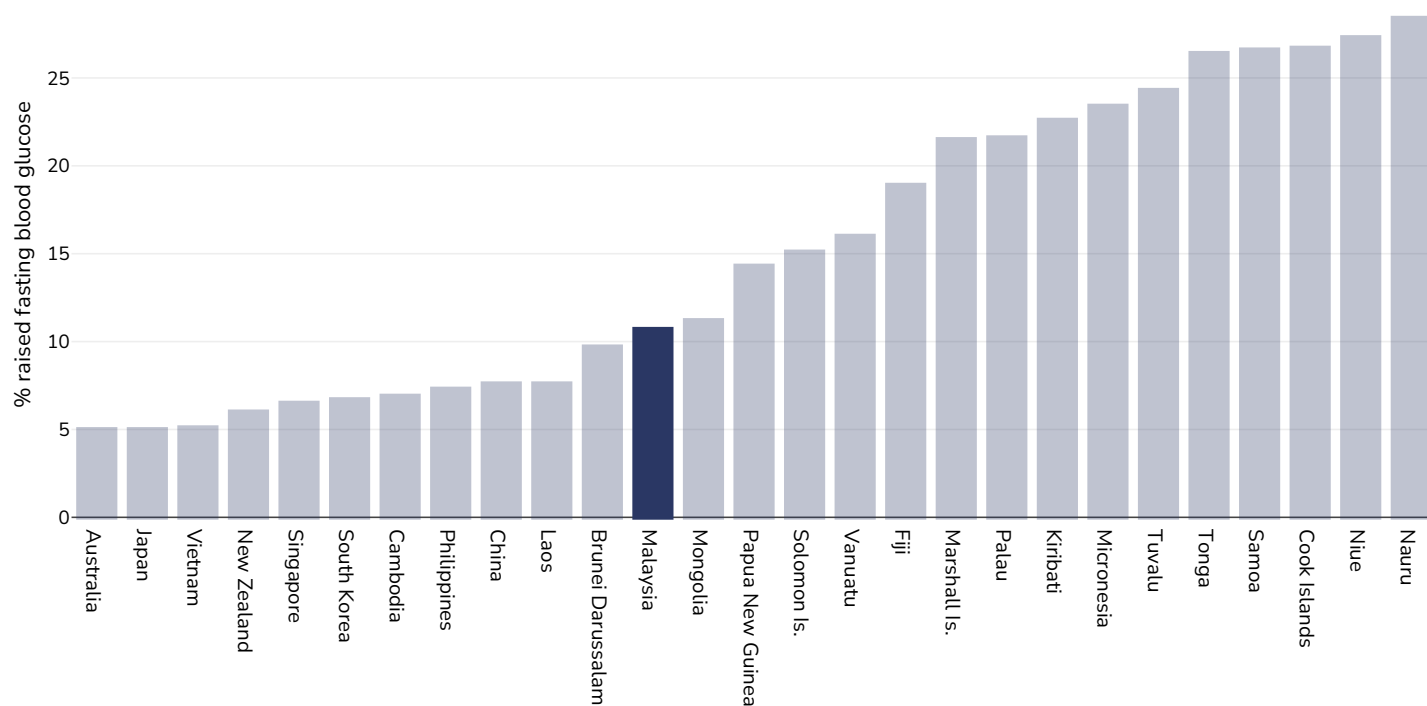


References: Global Health Observatory data repository, World Health Organisation, <http://apps.who.int/gho/data/node.main.A885>

Definitions: % Raised total cholesterol (≥ 5.0 mmol/L) (age-standardized estimate).

Raised fasting blood glucose

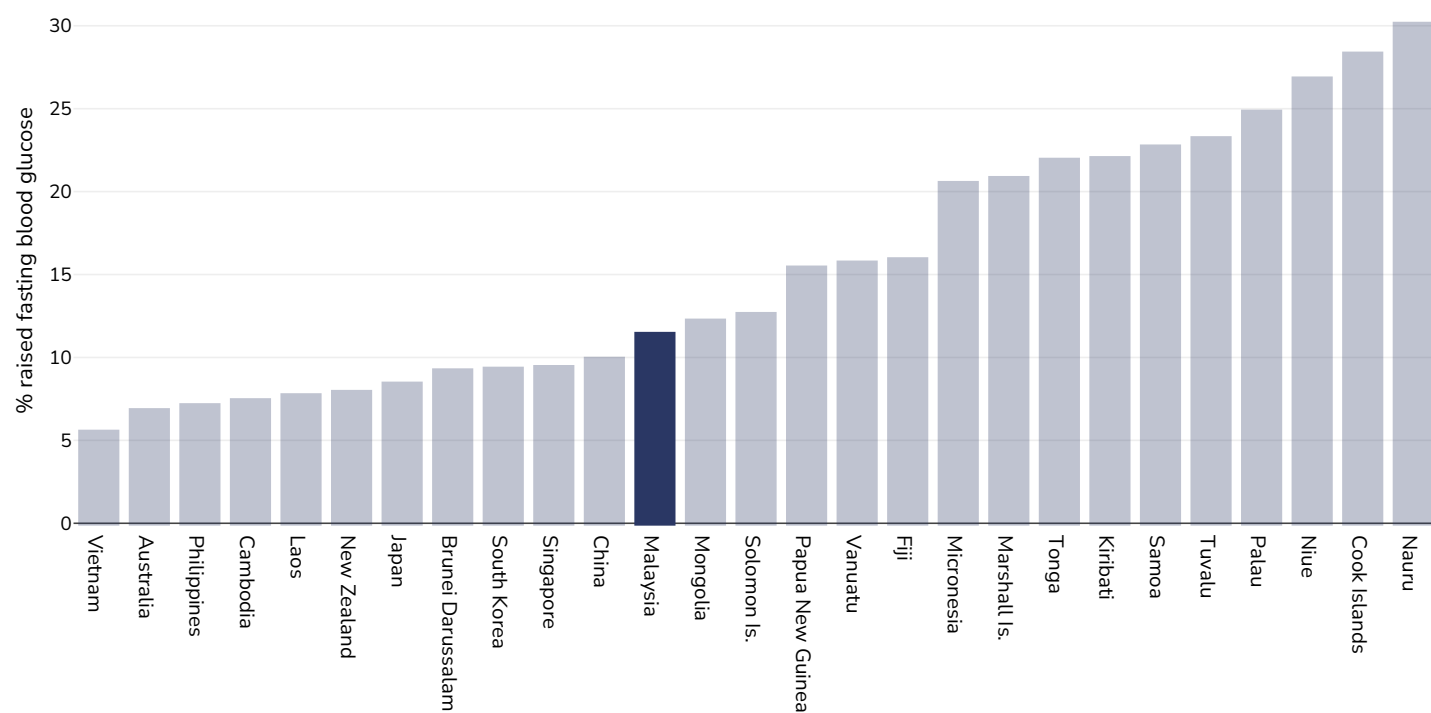
Men, 2014



References: Global Health Observatory data repository, World Health Organisation, <http://apps.who.int/gho/data/node.main.A869?lang=en>

Definitions: Age Standardised % raised fasting blood glucose (≥ 7.0 mmol/L or on medication).

Women, 2014

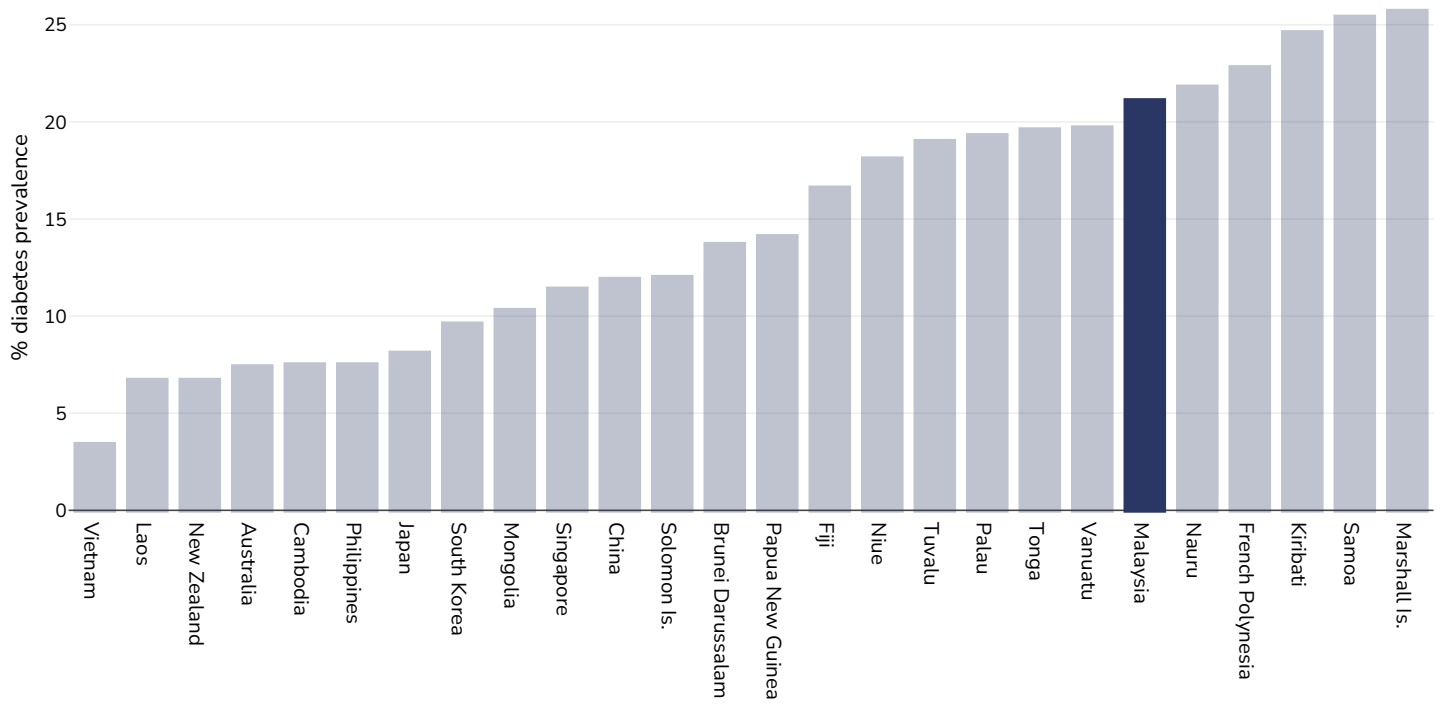


References: Global Health Observatory data repository, World Health Organisation, <http://apps.who.int/gho/data/node.main.A869?lang=en>

Definitions: Age Standardised % raised fasting blood glucose (≥ 7.0 mmol/L or on medication).

Diabetes prevalence

Adults, 2024

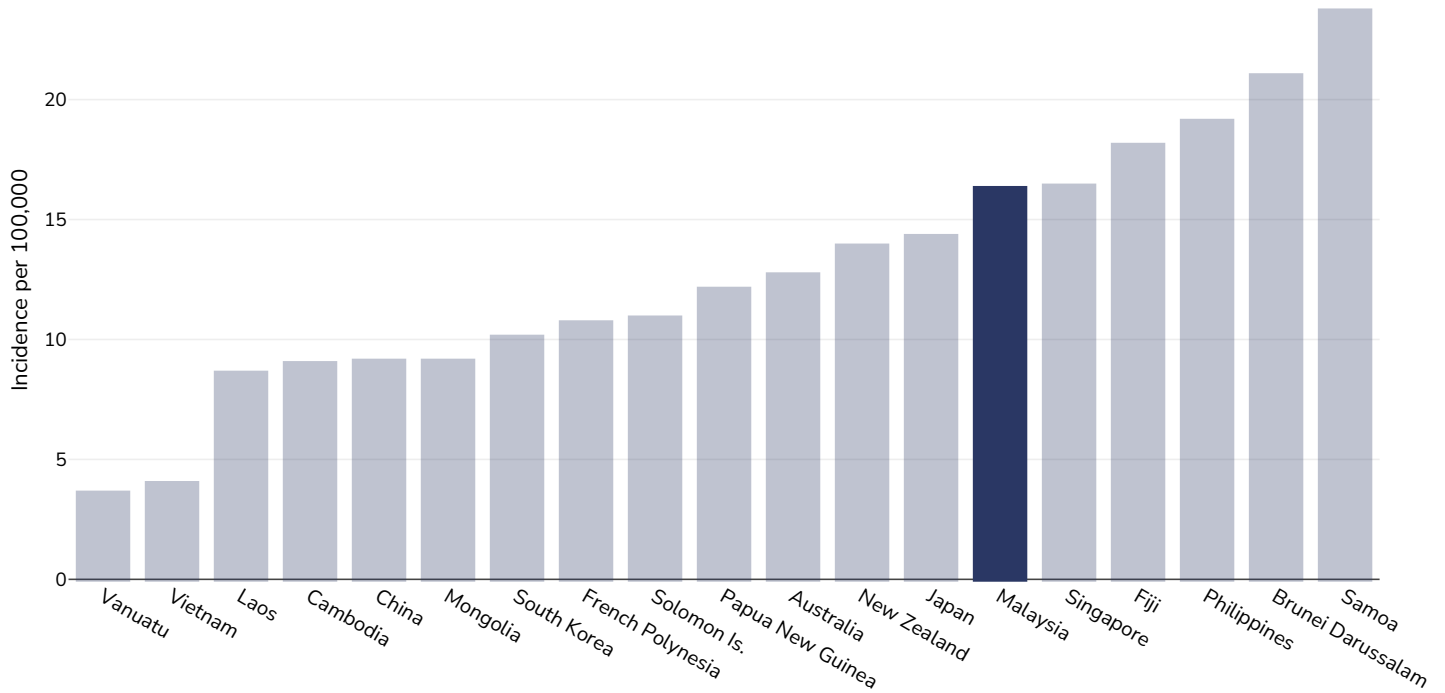


References:

Reproduced with kind permission International Diabetes Federation. IDF Diabetes Atlas, 11th edn. Brussels, Belgium:International Diabetes Federation, 2025. <http://www.diabetesatlas.org>

Ovarian Cancer

Women, 2022



Age: 20+

References: Ferlay J, Ervik M, Lam F, Laversanne M, Colombet M, Mery L, Piñeros M, Znaor A, Soerjomataram I, Bray F (2024). Global Cancer Observatory: Cancer Today. Lyon, France: International Agency for Research on Cancer. Available from: <https://gco.iarc.who.int/today>, accessed [16.07.24]

Definitions: Incidence per 100,000

Leukemia

Men, 2022

4

3

2

1

0

-1
-1

0

1

2

3

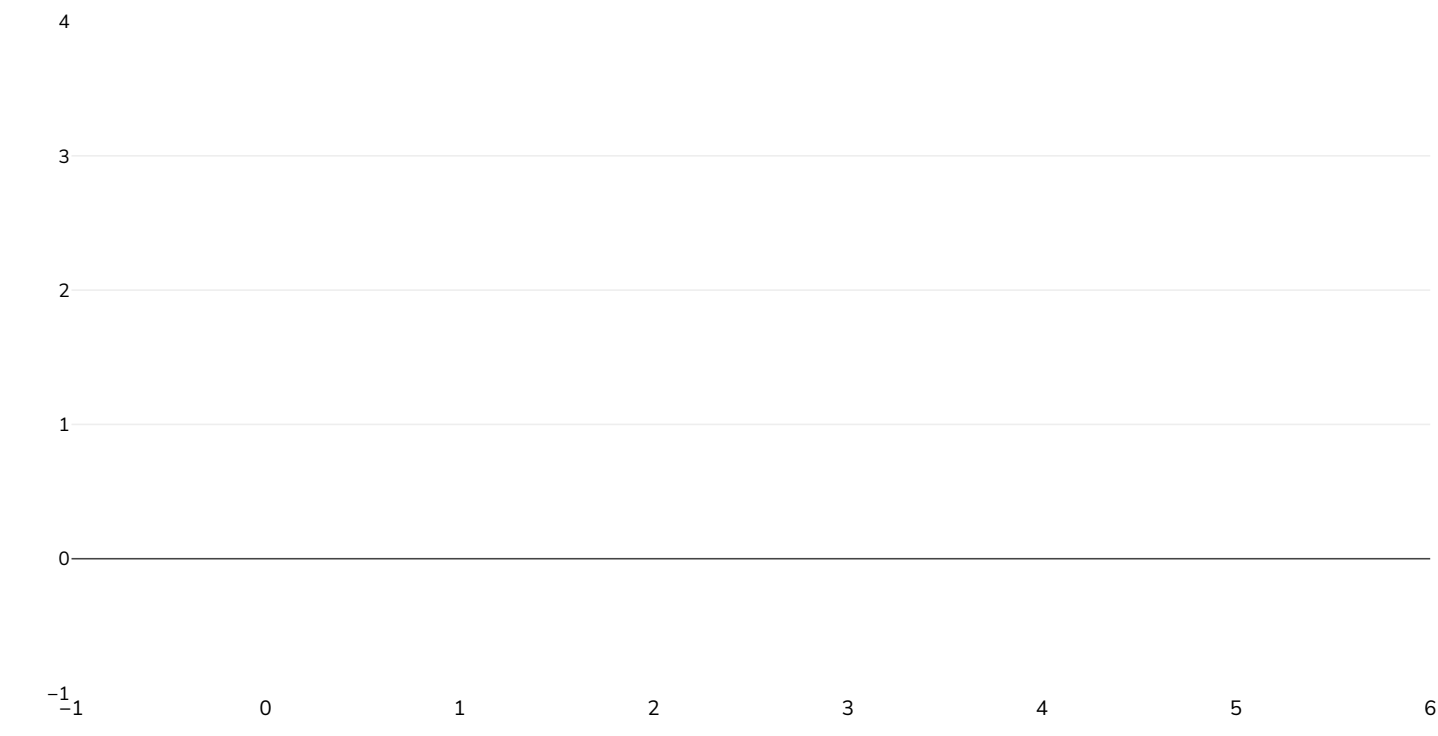
4

5

6

Age:	20+
Area covered:	National
References:	Ferlay J, Ervik M, Lam F, Laversanne M, Colombet M, Mery L, Piñeros M, Znaor A, Soerjomataram I, Bray F (2024). Global Cancer Observatory: Cancer Today. Lyon, France: International Agency for Research on Cancer. Available from: https://gco.iarc.who.int/today , accessed [16.07.24]
Definitions:	Incidence per 100,000
<p><i>Unless otherwise noted, overweight refers to a BMI between 25kg and 29.9kg/m², obesity refers to a BMI greater than 30kg/m².</i></p>	

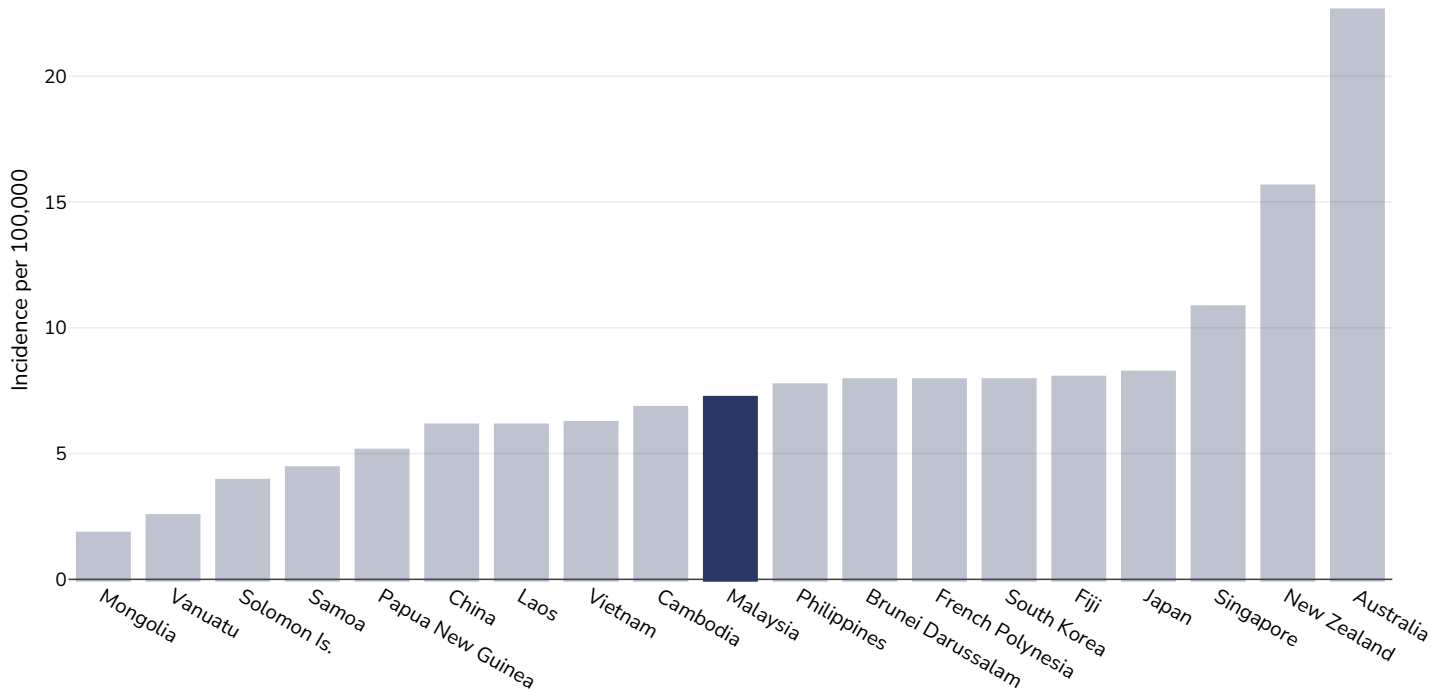
Women, 2022



Age:	20+
Area covered:	National
References:	Ferlay J, Ervik M, Lam F, Laversanne M, Colombet M, Mery L, Piñeros M, Znaor A, Soerjomataram I, Bray F (2024).Global Cancer Observatory: Cancer Today. Lyon, France: International Agency for Research on Cancer. Available from: https://gco.iarc.who.int/today , accessed [16.07.24]
Definitions:	Incidence per 100,000
<i>Unless otherwise noted, overweight refers to a BMI between 25kg and 29.9kg/m², obesity refers to a BMI greater than 30kg/m².</i>	

Leukemia

Men, 2022



Age: 20+

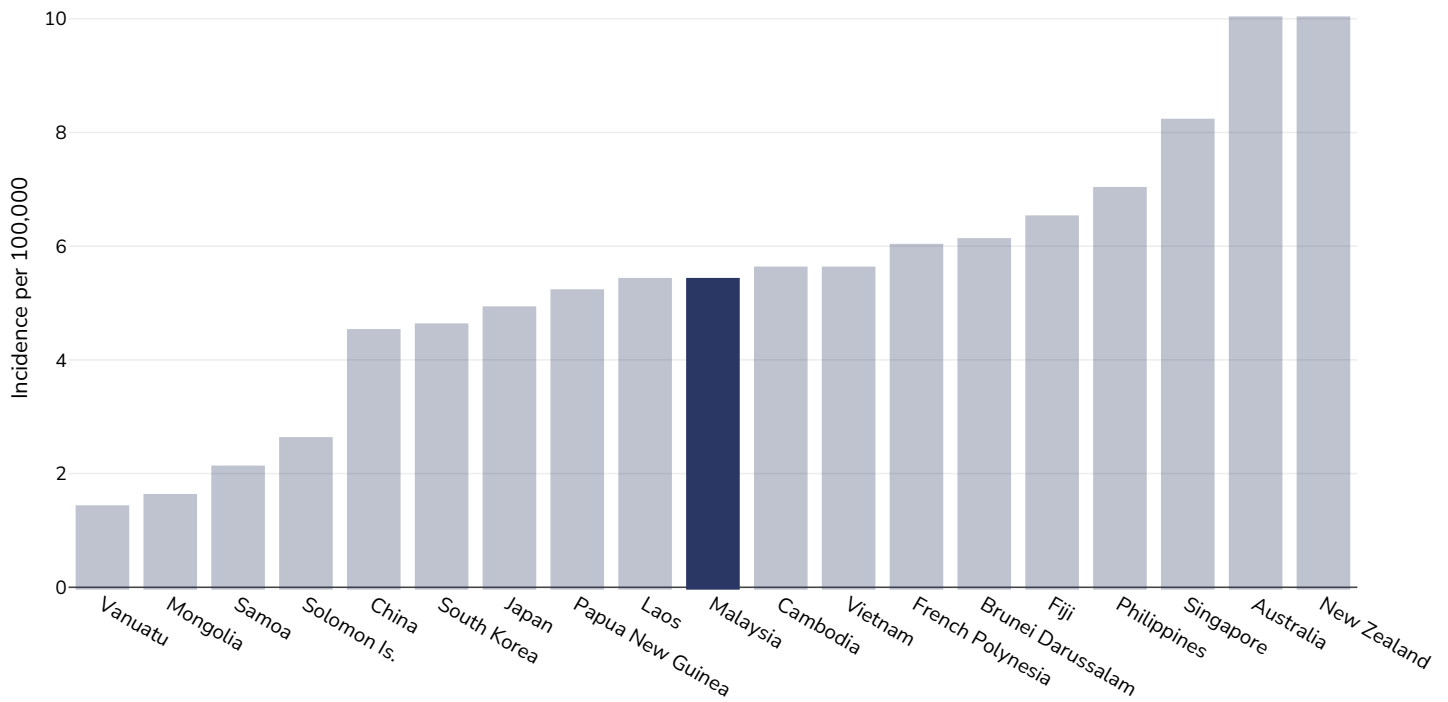
Area covered: National

References: Ferlay J, Ervik M, Lam F, Laversanne M, Colombet M, Mery L, Piñeros M, Znaor A, Soerjomataram I, Bray F (2024). Global Cancer Observatory: Cancer Today. Lyon, France: International Agency for Research on Cancer. Available from: <https://gco.iarc.who.int/today>, accessed [16.07.24]

Definitions: Incidence per 100,000

Unless otherwise noted, overweight refers to a BMI between 25kg and 29.9kg/m², obesity refers to a BMI greater than 30kg/m².

Women, 2022

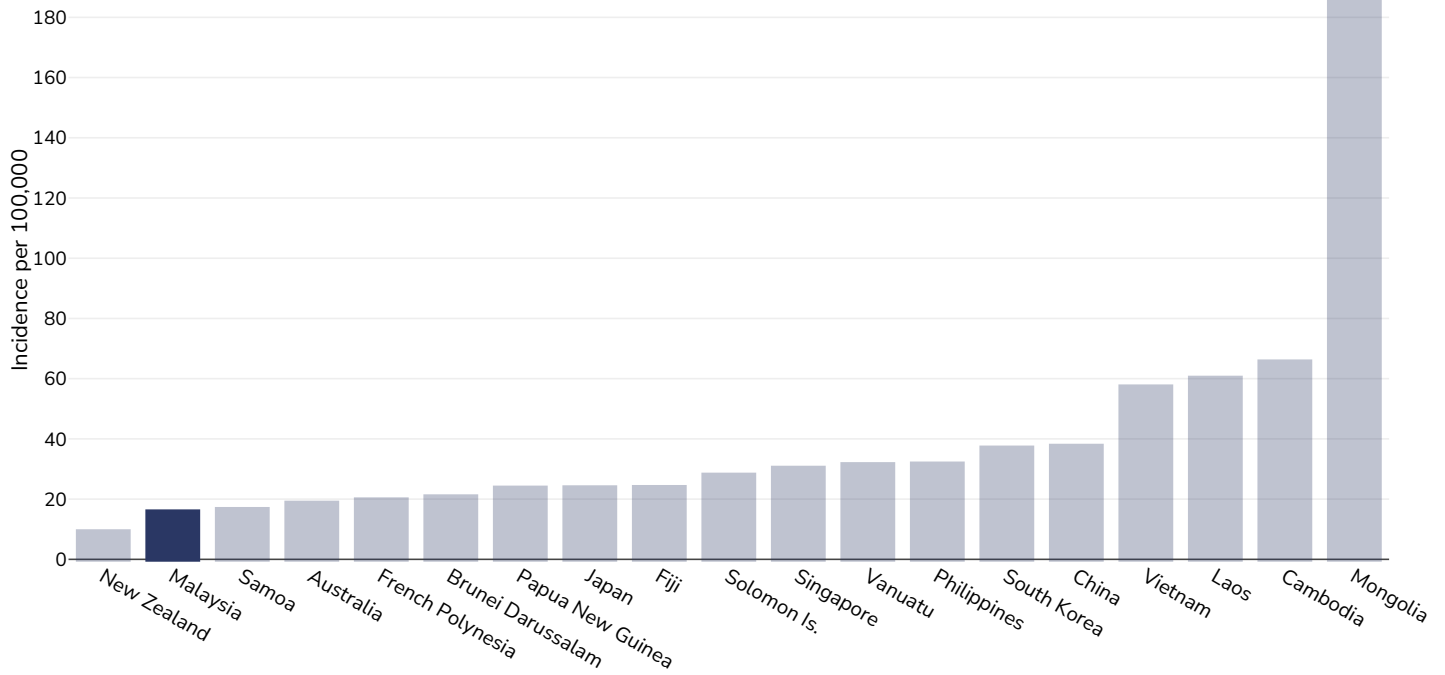


Age:	20+
Area covered:	National
References:	Ferlay J, Ervik M, Lam F, Laversanne M, Colombet M, Mery L, Piñeros M, Znaor A, Soerjomataram I, Bray F (2024). Global Cancer Observatory: Cancer Today. Lyon, France: International Agency for Research on Cancer. Available from: https://gco.iarc.who.int/today , accessed [16.07.24]
Definitions:	Incidence per 100,000

Unless otherwise noted, overweight refers to a BMI between 25kg and 29.9kg/m², obesity refers to a BMI greater than 30kg/m².

Liver and intrahepatic bile duct Cancer

Men, 2022



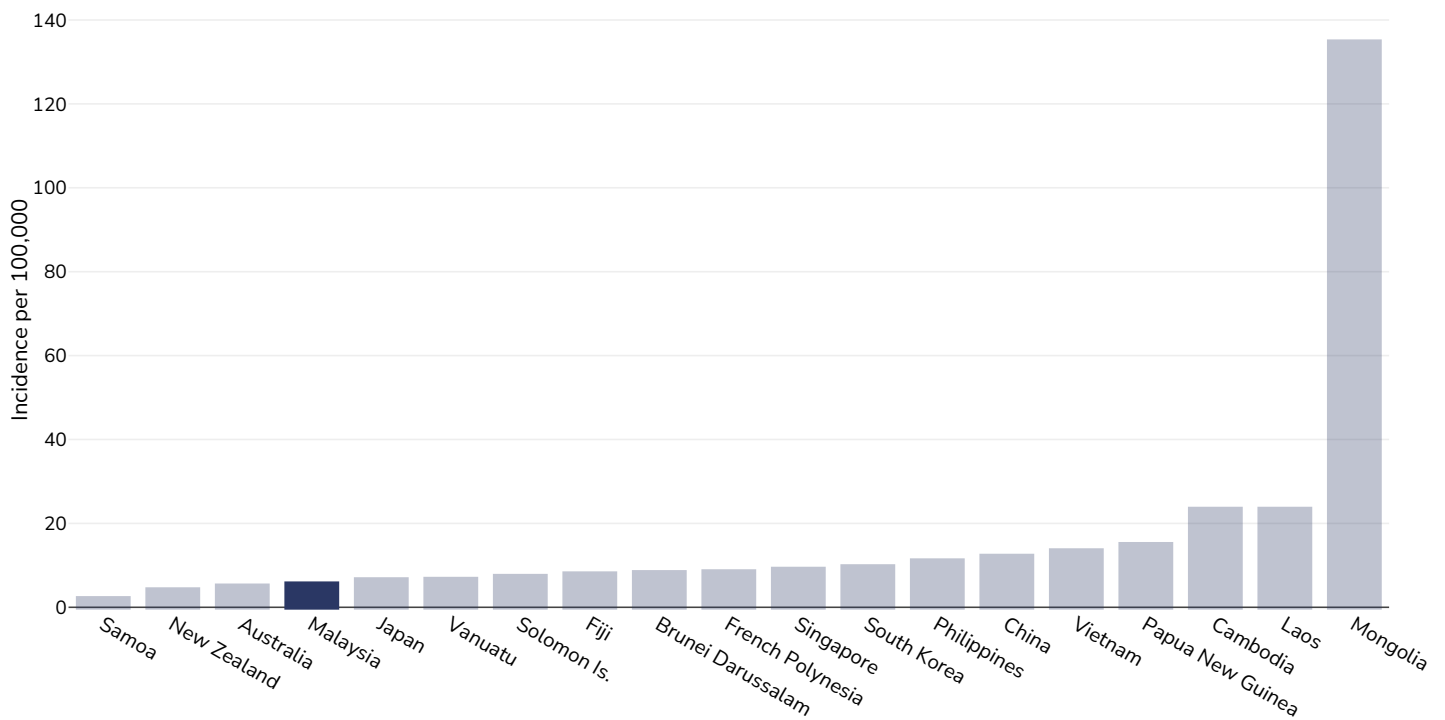
Age: 20+

Area covered: National

References: Ferlay J, Ervik M, Lam F, Laversanne M, Colombet M, Mery L, Piñeros M, Znaor A, Soerjomataram I, Bray F (2024). Global Cancer Observatory: Cancer Today. Lyon, France: International Agency for Research on Cancer. Available from: <https://gco.iarc.who.int/today>, accessed [16.07.24]

Definitions: Incidence per 100,000

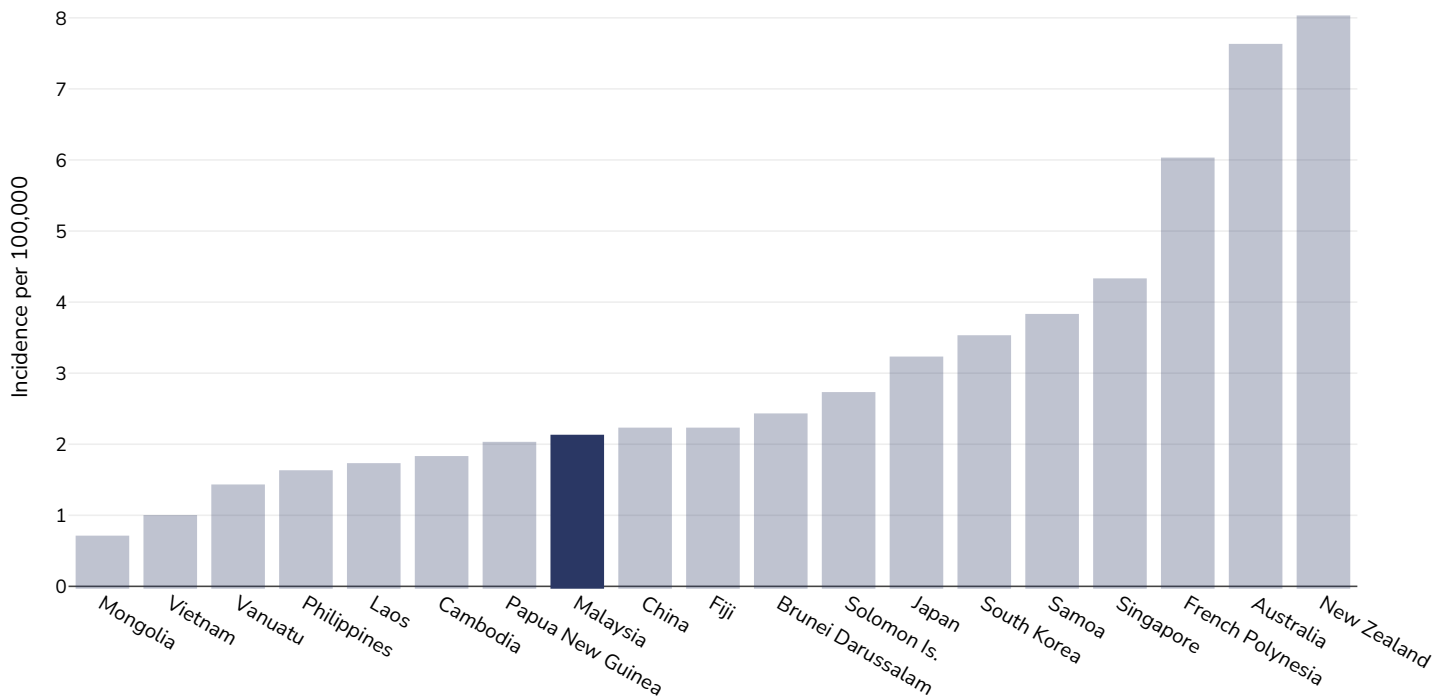
Women, 2022



Age:	20+
Area covered:	National
References:	Ferlay J, Ervik M, Lam F, Laversanne M, Colombet M, Mery L, Piñeros M, Znaor A, Soerjomataram I, Bray F (2024). Global Cancer Observatory: Cancer Today. Lyon, France: International Agency for Research on Cancer. Available from: https://gco.iarc.who.int/today , accessed [16.07.24]
Definitions:	Incidence per 100,000

Multiple Myeloma

Men, 2022



Age: 20+

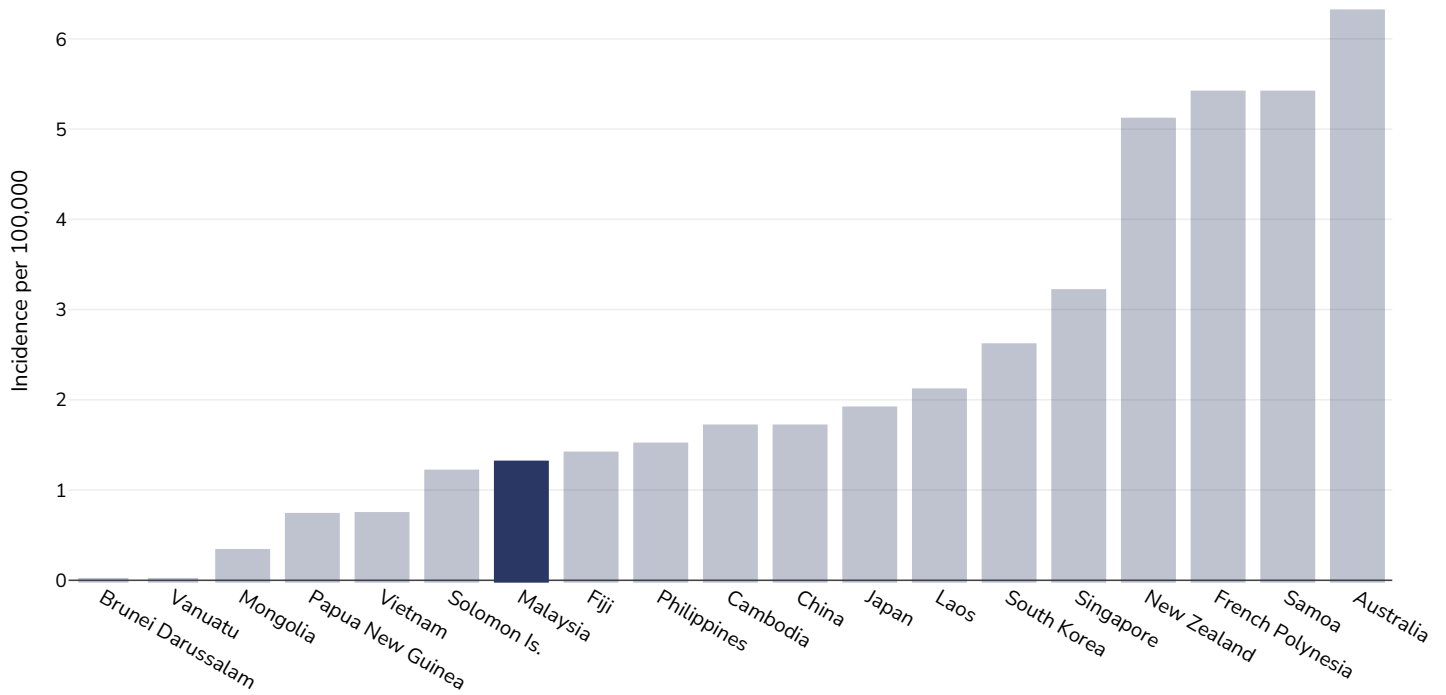
Area covered: National

References: Ferlay J, Ervik M, Lam F, Laversanne M, Colombet M, Mery L, Piñeros M, Znaor A, Soerjomataram I, Bray F (2024). Global Cancer Observatory: Cancer Today. Lyon, France: International Agency for Research on Cancer. Available from: <https://gco.iarc.who.int/today>, accessed [16.07.24]

Definitions: Incidence per 100,000

Unless otherwise noted, overweight refers to a BMI between 25kg and 29.9kg/m², obesity refers to a BMI greater than 30kg/m².

Women, 2022



Age: 20+

Area covered: National

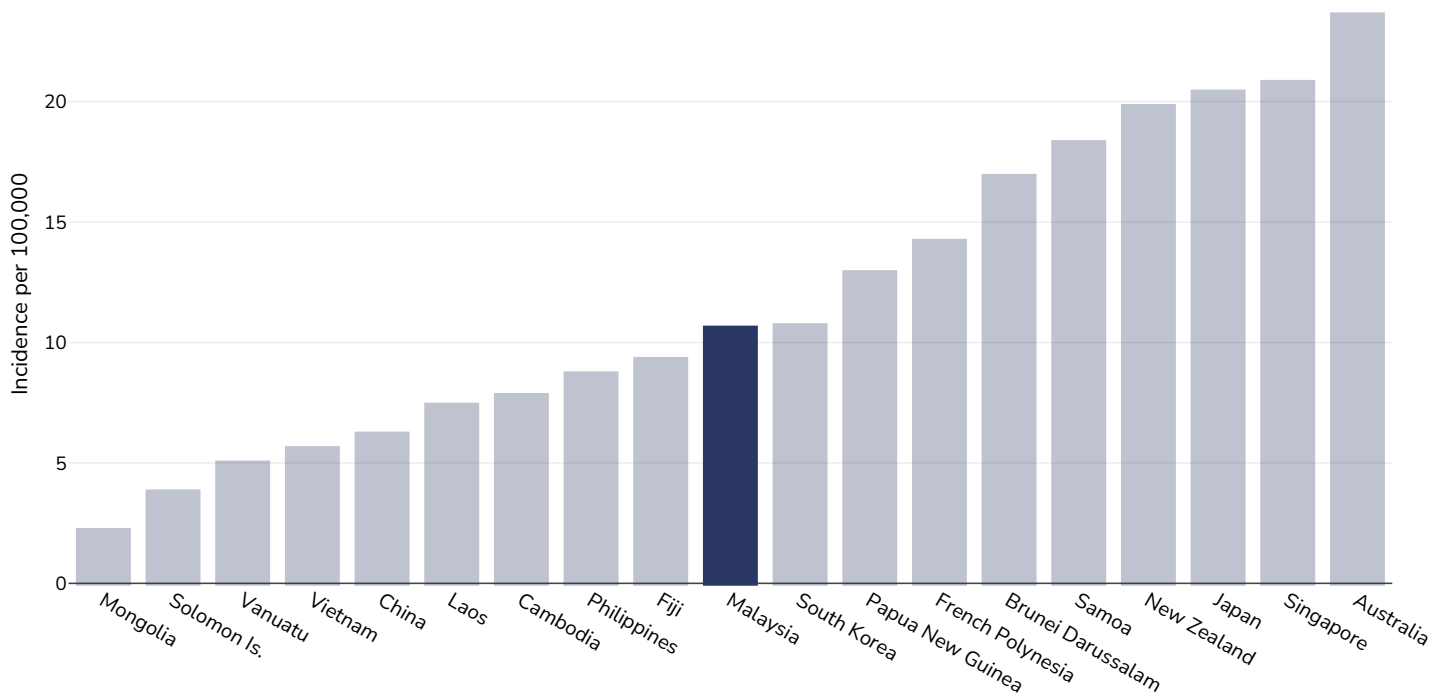
References: Ferlay J, Ervik M, Lam F, Laversanne M, Colombet M, Mery L, Piñeros M, Znaor A, Soerjomataram I, Bray F (2024). Global Cancer Observatory: Cancer Today. Lyon, France: International Agency for Research on Cancer. Available from: <https://gco.iarc.who.int/today>, accessed [16.07.24]

Definitions: Incidence per 100,000

Unless otherwise noted, overweight refers to a BMI between 25kg and 29.9kg/m², obesity refers to a BMI greater than 30kg/m².

Non Hodgkin Lymphoma

Men, 2022



Age: 20+

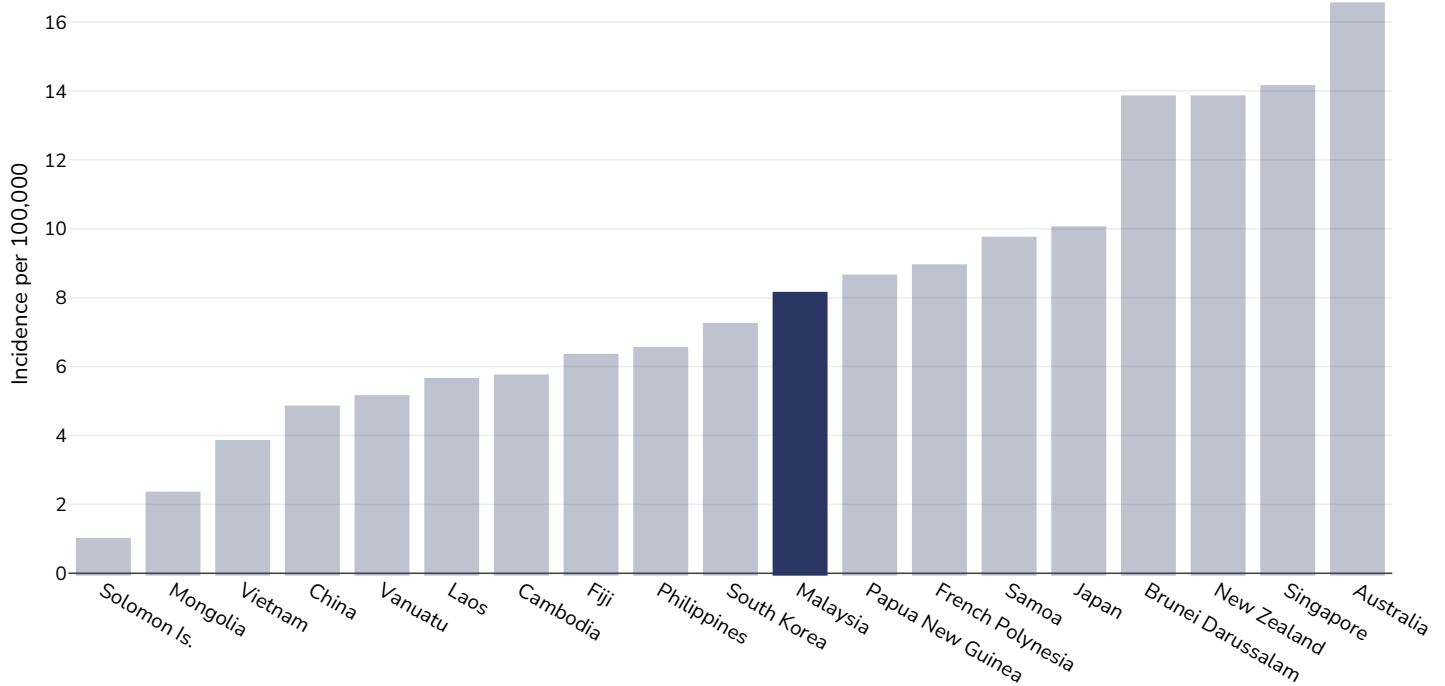
Area covered: National

References: Ferlay J, Ervik M, Lam F, Laversanne M, Colombet M, Mery L, Piñeros M, Znaor A, Soerjomataram I, Bray F (2024). Global Cancer Observatory: Cancer Today. Lyon, France: International Agency for Research on Cancer. Available from: <https://gco.iarc.who.int/today>, accessed [16.07.24]

Definitions: Incidence per 100,000

Unless otherwise noted, overweight refers to a BMI between 25kg and 29.9kg/m², obesity refers to a BMI greater than 30kg/m².

Women, 2022



Age: 20+

Area covered: National

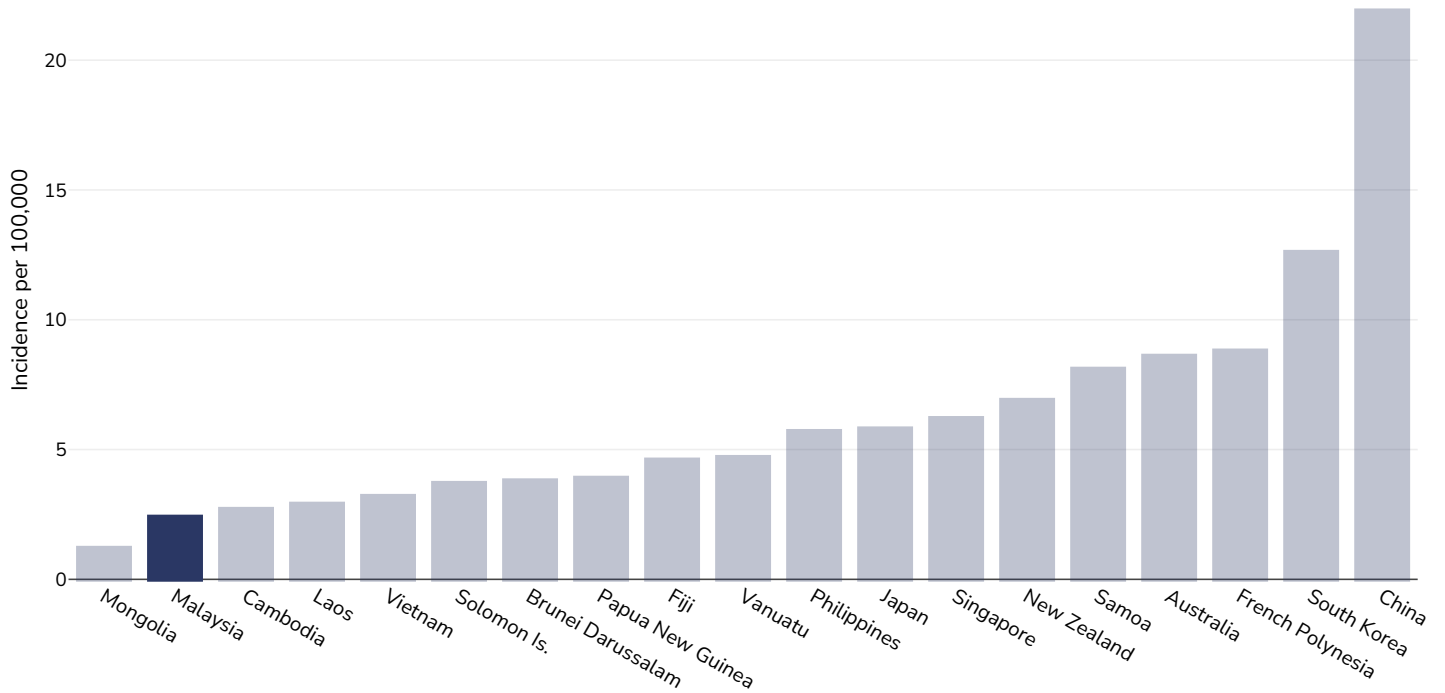
References: Ferlay J, Ervik M, Lam F, Laversanne M, Colombet M, Mery L, Piñeros M, Znaor A, Soerjomataram I, Bray F (2024). Global Cancer Observatory: Cancer Today. Lyon, France: International Agency for Research on Cancer. Available from: <https://gco.iarc.who.int/today>, accessed [16.07.24]

Definitions: Incidence per 100,000

Unless otherwise noted, overweight refers to a BMI between 25kg and 29.9kg/m², obesity refers to a BMI greater than 30kg/m².

Thyroid Cancer

Men, 2022



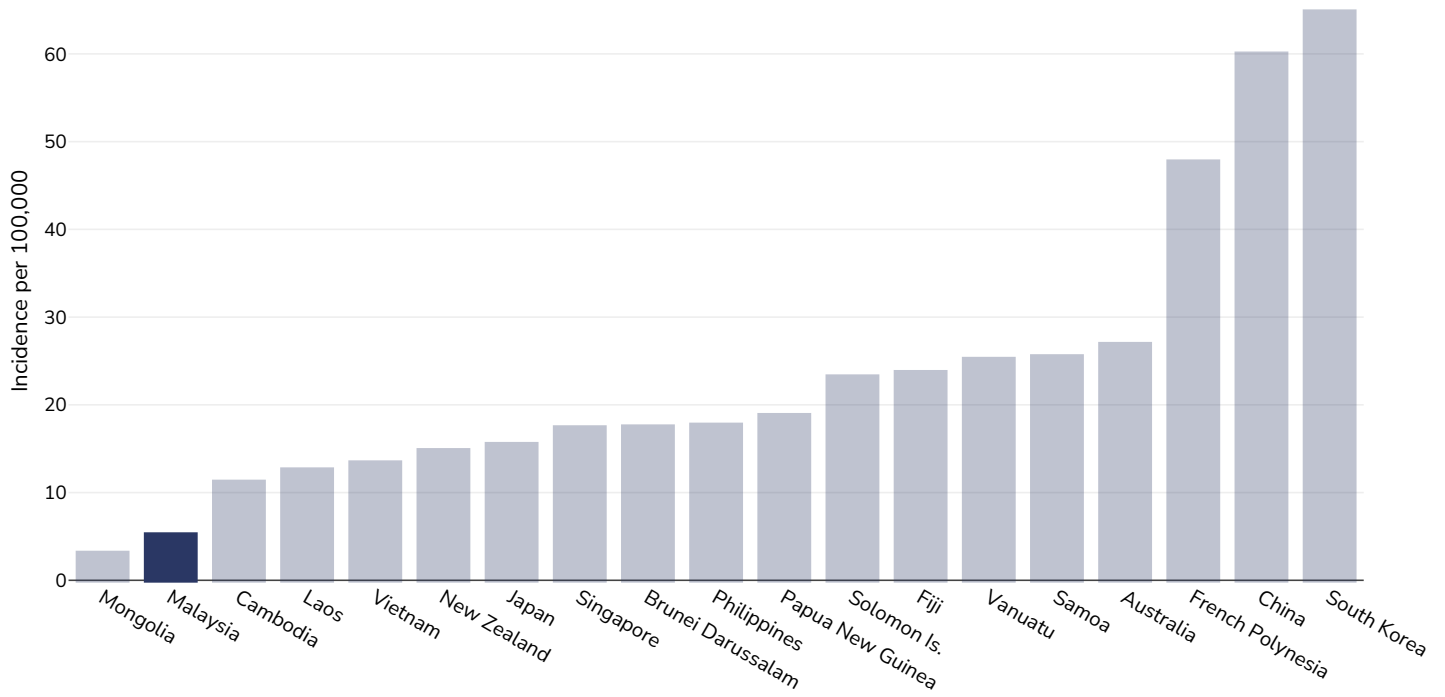
Age: 20+

Area covered: National

References: Ferlay J, Ervik M, Lam F, Laversanne M, Colombet M, Mery L, Piñeros M, Znaor A, Soerjomataram I, Bray F (2024). Global Cancer Observatory: Cancer Today. Lyon, France: International Agency for Research on Cancer. Available from: <https://gco.iarc.who.int/today>, accessed [16.07.24]

Definitions: Incidence per 100,000

Women, 2022



Age:	20+
Area covered:	National
References:	Ferlay J, Ervik M, Lam F, Laversanne M, Colombet M, Mery L, Piñeros M, Znaor A, Soerjomataram I, Bray F (2024). Global Cancer Observatory: Cancer Today. Lyon, France: International Agency for Research on Cancer. Available from: https://gco.iarc.who.int/today , accessed [16.07.24]
Definitions:	Incidence per 100,000

PDF created on July 18, 2025