

Report card

Madagascar




Low income

Contents	Page
Obesity prevalence	2
Trend: % Adults living with obesity in Madagascar 1997-2008	5
Trend: % Adults living with overweight or obesity in Madagascar 1997-2008	6
Overweight/obesity by education	7
Overweight/obesity by age	9
Overweight/obesity by region	10
Overweight/obesity by socio-economic group	12
Insufficient physical activity	14
Estimated per capita fruit intake	17
Estimated per-capita processed meat intake	18
Estimated per capita whole grains intake	19
Mental health - depression disorders	20
Mental health - anxiety disorders	21
% Infants exclusively breastfed 0-5 months	22
Oesophageal cancer	23
Breast cancer	25
Colorectal cancer	26
Pancreatic cancer	28
Gallbladder cancer	30
Kidney cancer	32
Cancer of the uterus	34
Raised blood pressure	35
Raised cholesterol	38
Raised fasting blood glucose	41
Diabetes prevalence	43
Ovarian Cancer	44
Leukemia	45
Leukemia	47
Liver and intrahepatic bile duct Cancer	49
Multiple Myeloma	51
Non Hodgkin Lymphoma	53
Thyroid Cancer	55
Contextual factors	57


Obesity prevalence

Women, 2021



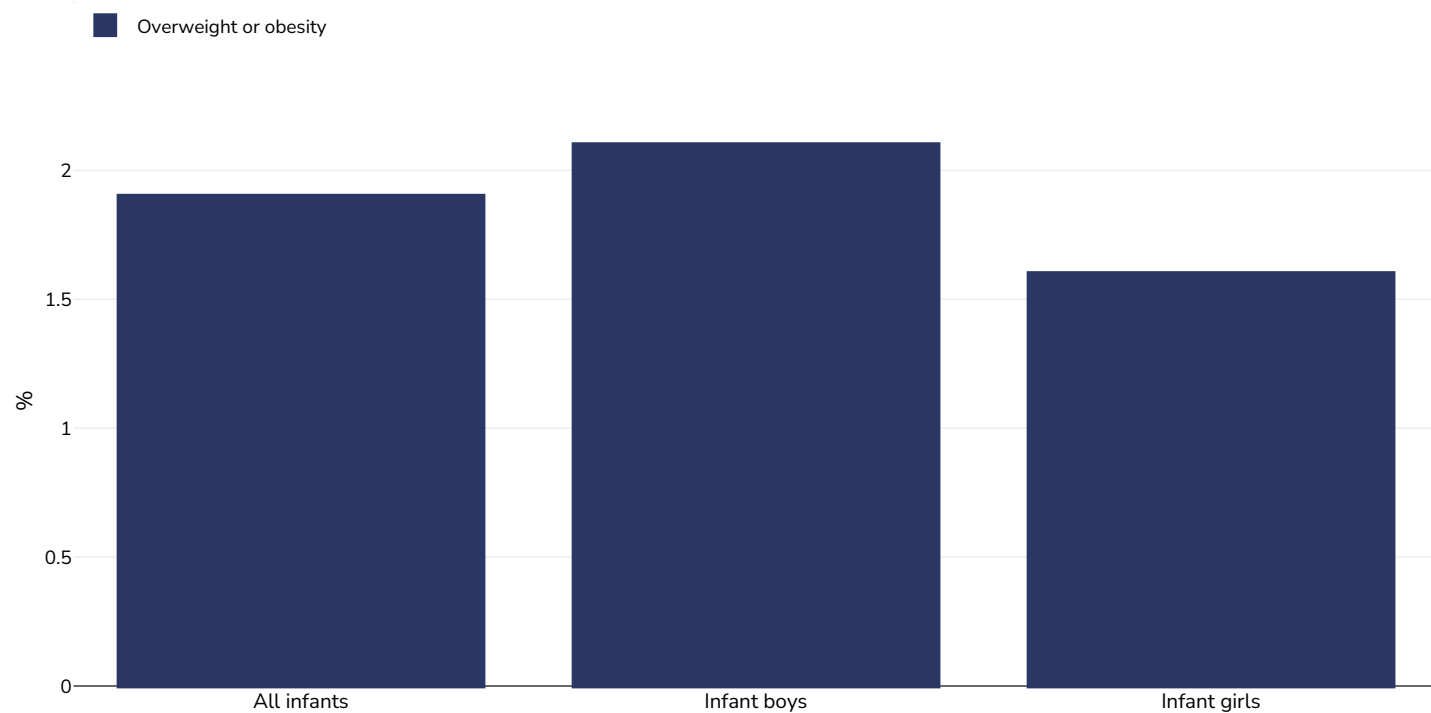
Survey type:	Measured
Age:	15-49
Sample size:	8664
Area covered:	National
References:	Institut National de la Statistique (INSTAT) et ICF. 2022. Enquête Démographique et de Santé à Madagascar, 2021. Antananarivo, Madagascar et Rockville, Maryland, USA : INSTAT et ICF
Notes:	Demographic Health Survey data includes ever married women aged 15-49 years only and may include males aged 15-59. <i>Unless otherwise noted, overweight refers to a BMI between 25kg and 29.9kg/m², obesity refers to a BMI greater than 30kg/m².</i>

Girls, 2008-2009



Survey type:	Measured
Age:	15-19
Sample size:	2230
Area covered:	National
References:	Benedict, Rukundo K., Allison Schmale, and Sorrel Namaste. 2018. Adolescent Nutrition 2000-2017: DHS Data on Adolescents Age 15-19. DHS Comparative Report No. 47. Rockville, Maryland, USA: ICF. Institut National de la Statistique - INSTAT/Madagascar and ICF Macro. 2010. Enquête Démographique et de Santé de Madagascar 2008-2009. Antananarivo, Madagascar: INSTAT and ICF Macro.
Definitions:	BMI for age: between +1 SD and +2 SD is overweight and greater than +2 SD is obesity
Cutoffs:	WHO 2007

Infants, 2021



Age: 0-5

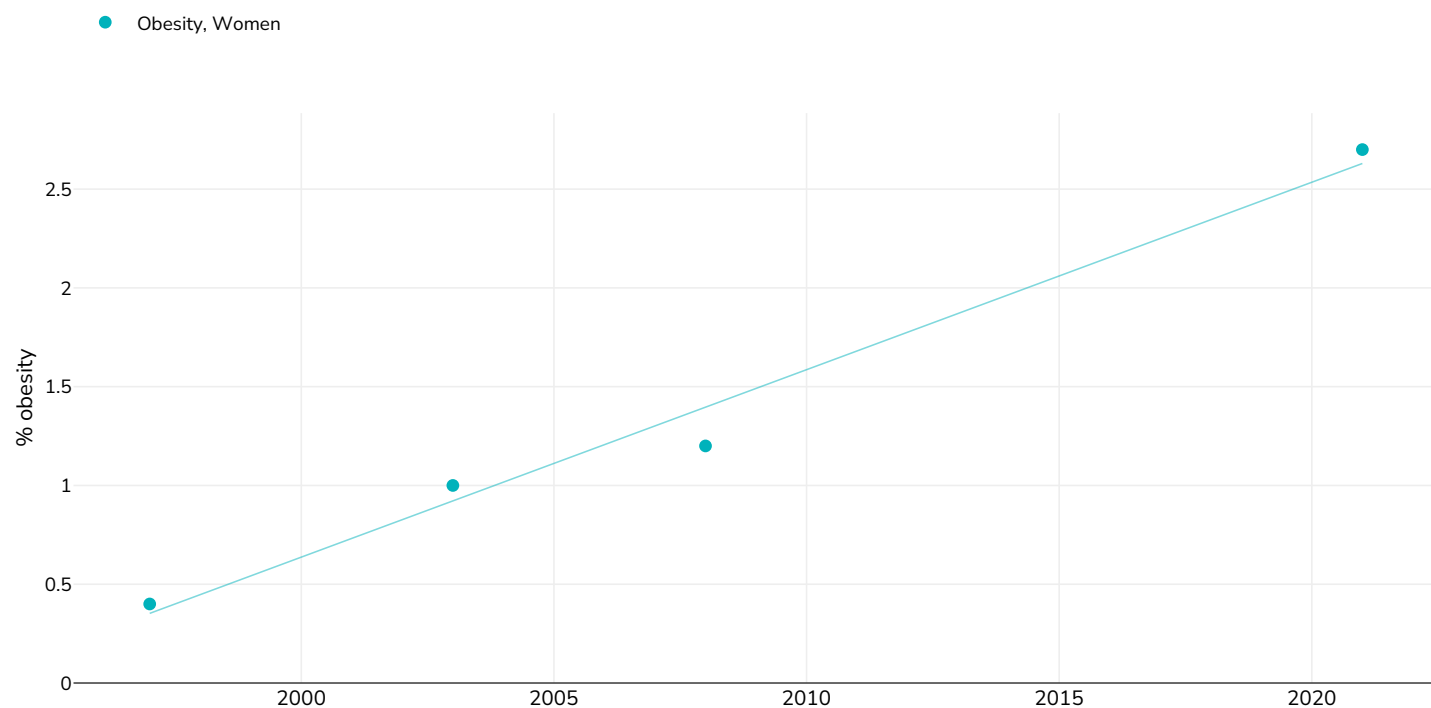
Sample size: 6394

References: DHS: Enquête Démographique et de Santé à Madagascar, 2021 : Indicateurs Clés. Antananarivo, Madagascar et Rockville, Maryland, USA : INSTAT et ICF.

Notes: UNICEF/WHO/World Bank Joint Child Malnutrition Estimates Expanded Database: Overweight (Survey Estimates), May 2023, New York. For more information about the methodology, please consult <https://data.unicef.org/resources/jme-2023-country-consultations/> Percentage of children under 5 years of age falling above 2 standard deviations (moderate and severe) from the median weight-for-height of the reference population.

Definitions: =>+2SD

% Adults living with obesity in Madagascar 1997-2008



Survey type: Measured

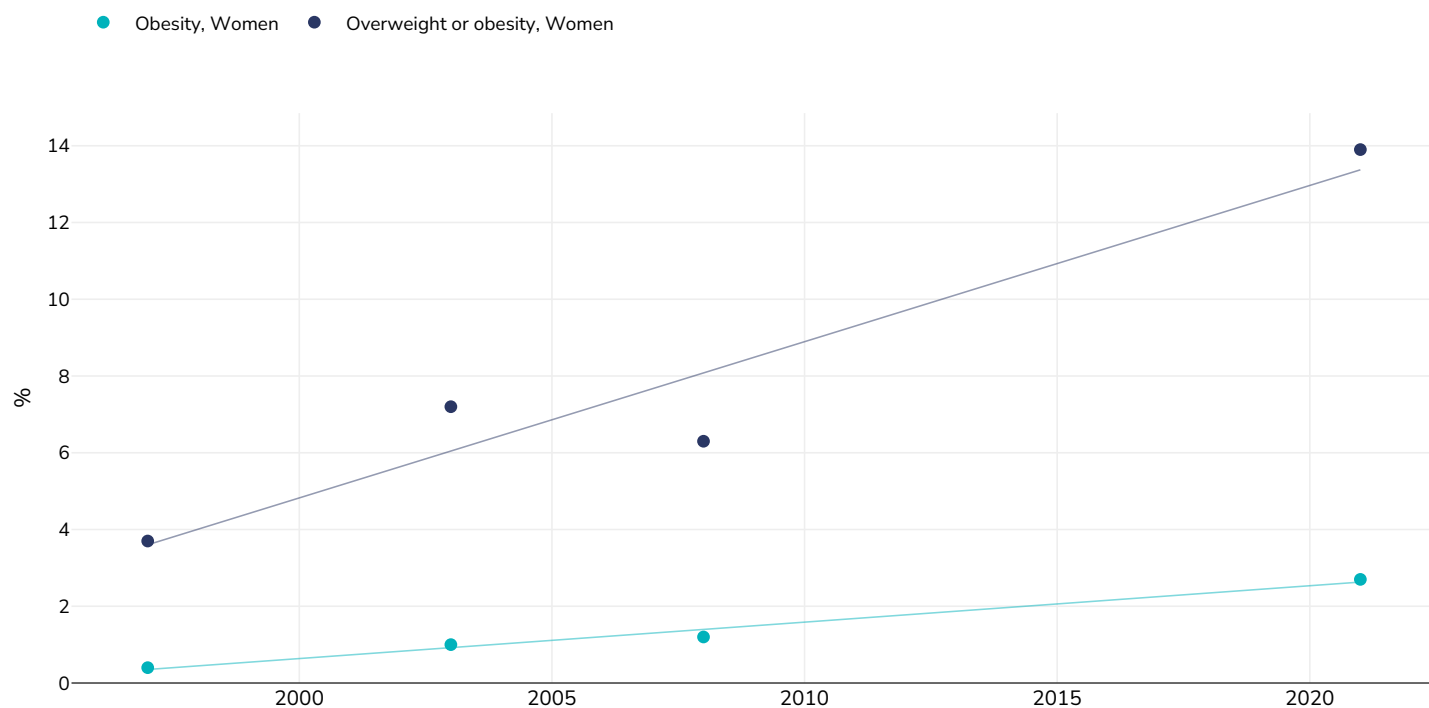
References: 1997: SCN (2004). 5th Report on the World Nutrition Situation. Nutrition for Improved Development Outcomes. Appendix 11
 2003: Institut National de la Statistique - INSTAT/Madagascar and ORC Macro. 2005. Enquête Démographique et de Santé de Madagascar 2003-2004. Calverton, Maryland, USA: INSTAT and ORC Macro.
 2008: Institut National de la Statistique - INSTAT/Madagascar and ICF Macro. 2010. Enquête Démographique et de Santé de Madagascar 2008-2009. Antananarivo, Madagascar: INSTAT and ICF Macro.
 2021: Institut National de la Statistique (INSTAT) et ICF. 2022. Enquête Démographique et de Santé à Madagascar, 2021. Antananarivo, Madagascar et Rockville, Maryland, USA : INSTAT et ICF

Notes: Adults 15-49

Unless otherwise noted, overweight refers to a BMI between 25kg and 29.9kg/m², obesity refers to a BMI greater than 30kg/m².

Different methodologies may have been used to collect this data and so data from different surveys may not be strictly comparable. Please check with original data sources for methodologies used.

% Adults living with overweight or obesity in Madagascar 1997-2008



Survey type: Measured

References: 1997: SCN (2004). 5th Report on the World Nutrition Situation. Nutrition for Improved Development Outcomes. Appendix 11
 2003: Institut National de la Statistique - INSTAT/Madagascar and ORC Macro. 2005. Enquête Démographique et de Santé de Madagascar 2003-2004. Calverton, Maryland, USA: INSTAT and ORC Macro.
 2008: Institut National de la Statistique - INSTAT/Madagascar and ICF Macro. 2010. Enquête Démographique et de Santé de Madagascar 2008-2009. Antananarivo, Madagascar: INSTAT and ICF Macro.
 2021: Institut National de la Statistique (INSTAT) et ICF. 2022. Enquête Démographique et de Santé à Madagascar, 2021. Antananarivo, Madagascar et Rockville, Maryland, USA : INSTAT et ICF

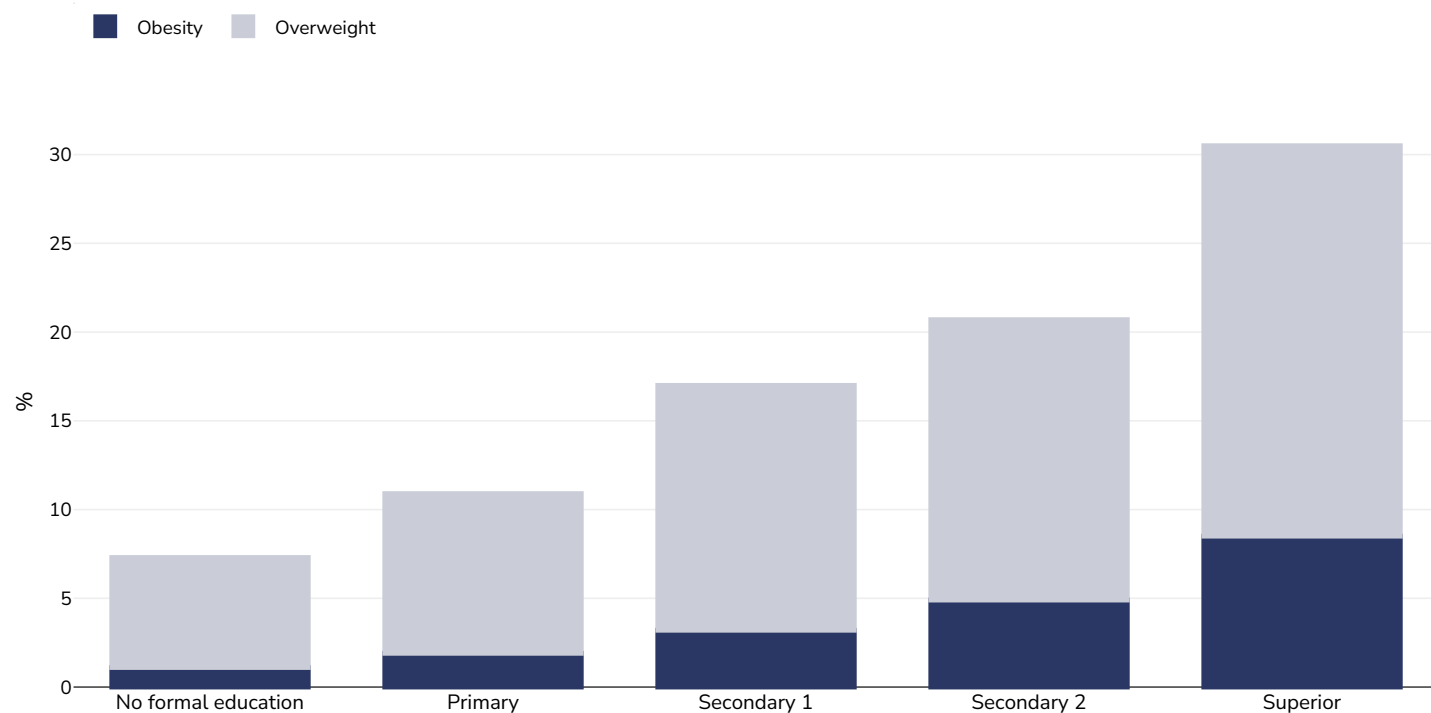
Notes: Adults 15-49

Unless otherwise noted, overweight refers to a BMI between 25kg and 29.9kg/m², obesity refers to a BMI greater than 30kg/m².

Different methodologies may have been used to collect this data and so data from different surveys may not be strictly comparable. Please check with original data sources for methodologies used.

Overweight/obesity by education

Women, 2021



Survey type: Measured

Age: 15-49

Sample size: 8664

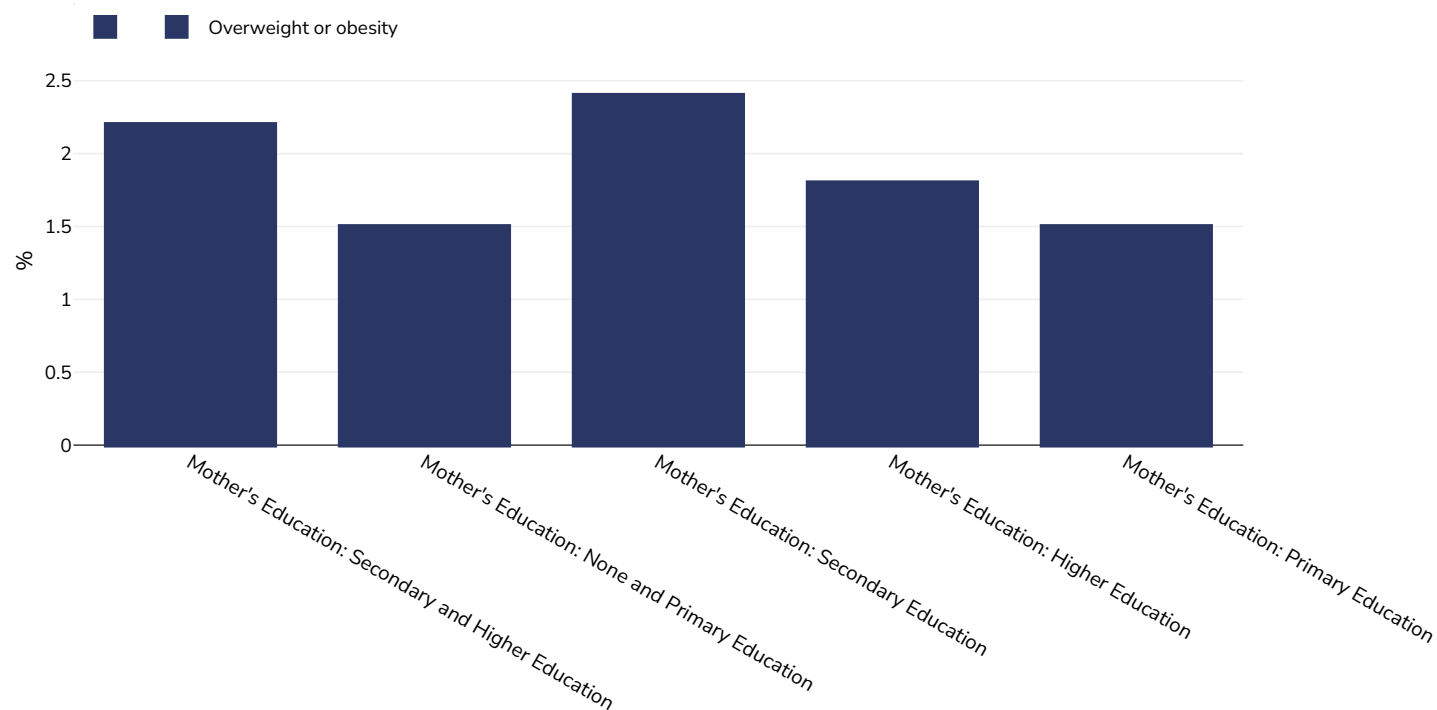
Area covered: National

References: Institut National de la Statistique (INSTAT) et ICF. 2022. Enquête Démographique et de Santé à Madagascar, 2021. Antananarivo, Madagascar et Rockville, Maryland, USA : INSTAT et ICF

Notes: Demographic Health Survey data includes ever married women aged 15-49 years only and may include males aged 15-59.

Unless otherwise noted, overweight refers to a BMI between 25kg and 29.9kg/m², obesity refers to a BMI greater than 30kg/m².

Infants, 2021



Sample size: 6394

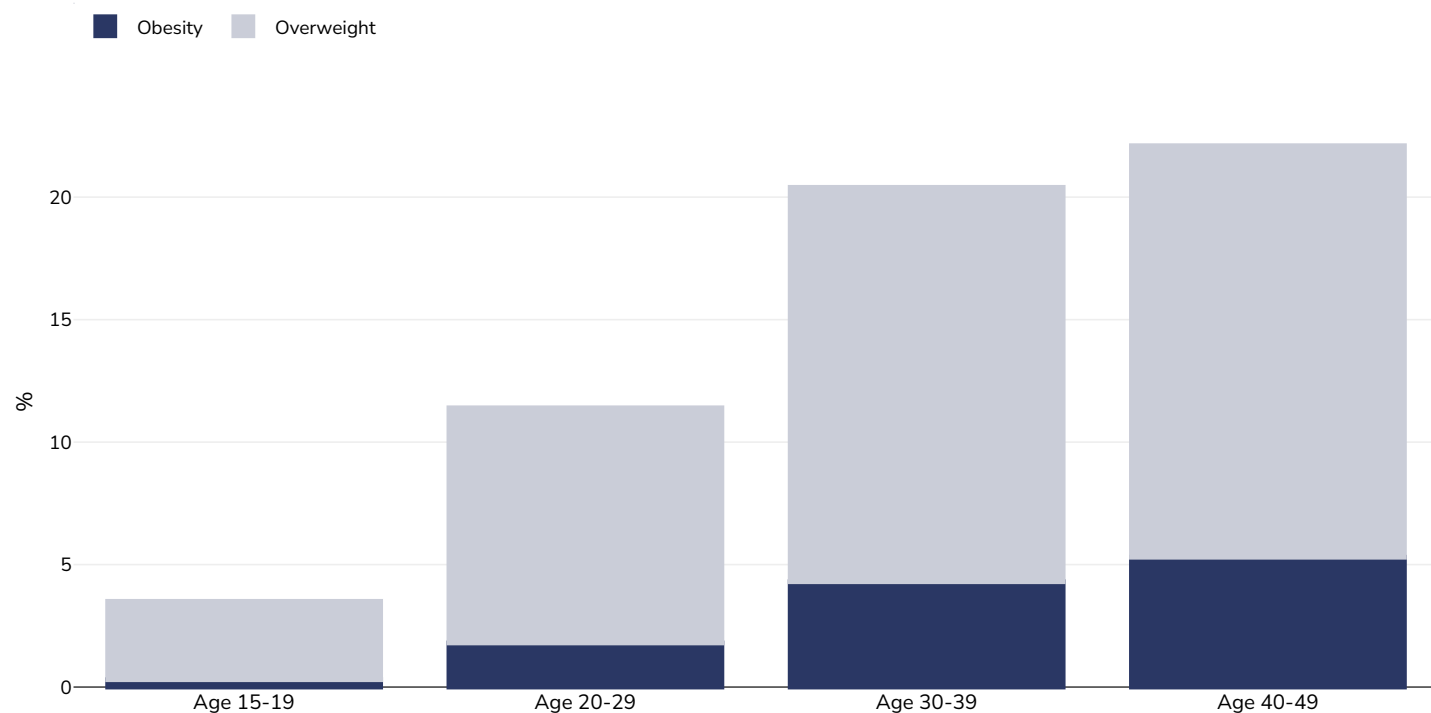
References: DHS: Enquête Démographique et de Santé à Madagascar, 2021 : Indicateurs Clés. Antananarivo, Madagascar et Rockville, Maryland, USA : INSTAT et ICF.

Notes: UNICEF/WHO/World Bank Joint Child Malnutrition Estimates Expanded Database: Overweight (Survey Estimates), May 2023, New York. For more information about the methodology, please consult <https://data.unicef.org/resources/jme-2023-country-consultations/> Percentage of children under 5 years of age falling above 2 standard deviations (moderate and severe) from the median weight-for-height of the reference population.

Definitions: =>+2SD

Overweight/obesity by age

Women, 2021



Survey type: Measured

Sample size: 8664

Area covered: National

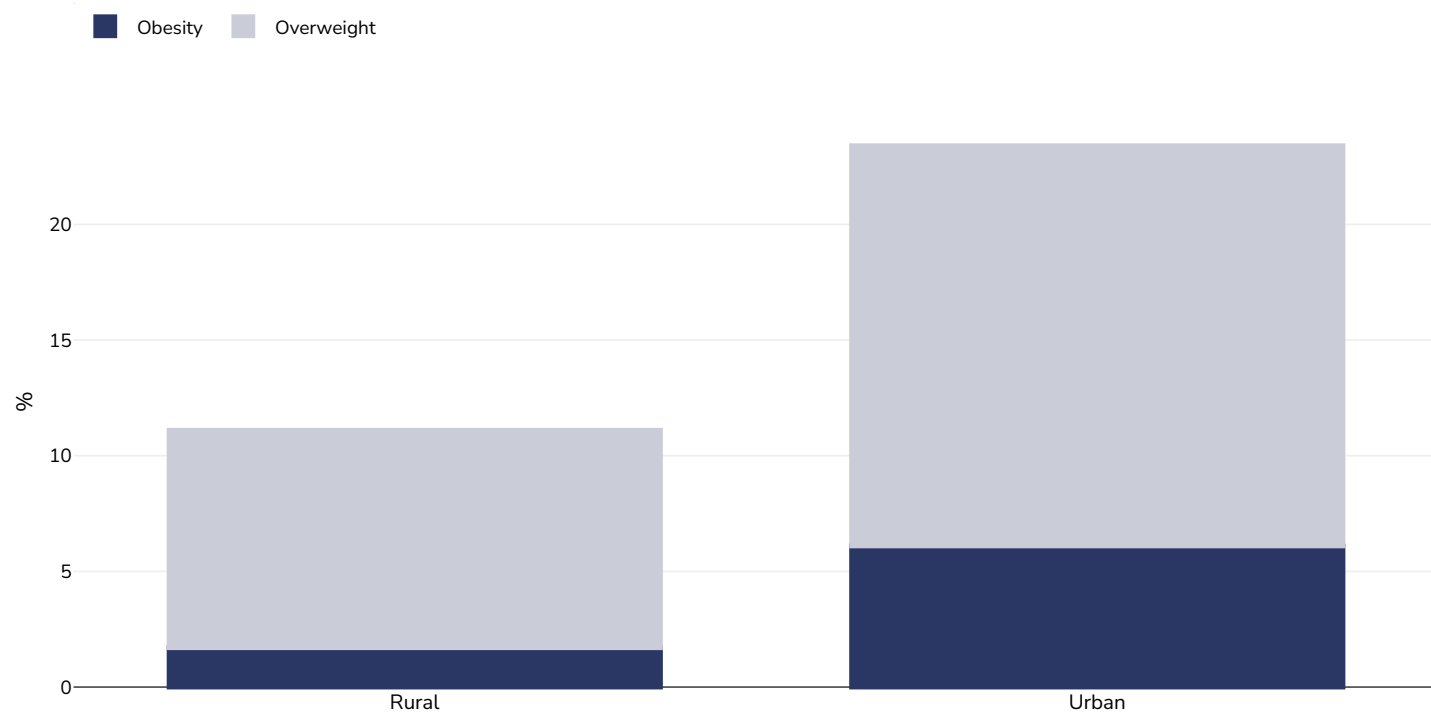
References: Institut National de la Statistique (INSTAT) et ICF. 2022. Enquête Démographique et de Santé à Madagascar, 2021. Antananarivo, Madagascar et Rockville, Maryland, USA : INSTAT et ICF

Notes: Demographic Health Survey data includes ever married women aged 15-49 years only and may include males aged 15-59.

Unless otherwise noted, overweight refers to a BMI between 25kg and 29.9kg/m², obesity refers to a BMI greater than 30kg/m².

Overweight/obesity by region

Women, 2021



Survey type: Measured

Age: 15-49

Sample size: 8664

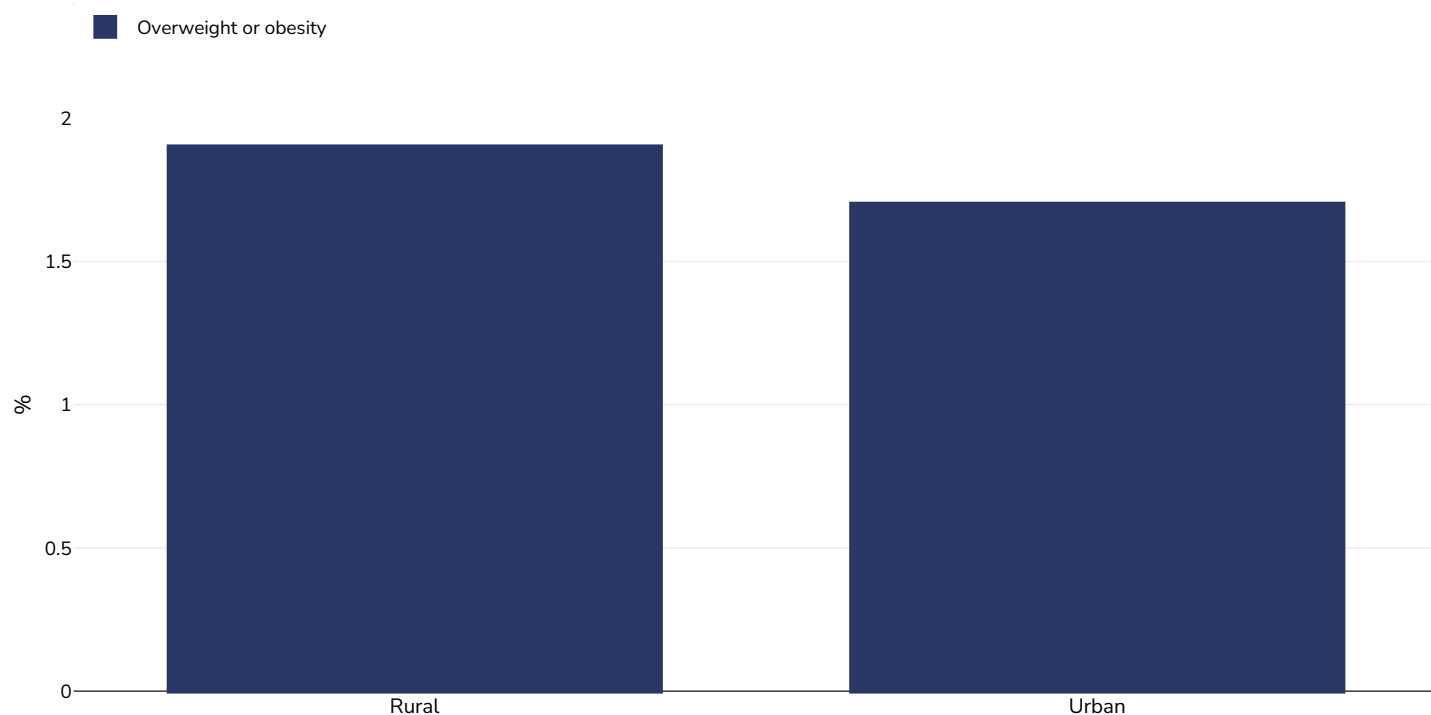
Area covered: National

References: Institut National de la Statistique (INSTAT) et ICF. 2022. Enquête Démographique et de Santé à Madagascar, 2021. Antananarivo, Madagascar et Rockville, Maryland, USA : INSTAT et ICF

Notes: Demographic Health Survey data includes ever married women aged 15-49 years only and may include males aged 15-59.

Unless otherwise noted, overweight refers to a BMI between 25kg and 29.9kg/m², obesity refers to a BMI greater than 30kg/m².

Infants, 2021



Sample size: 6394

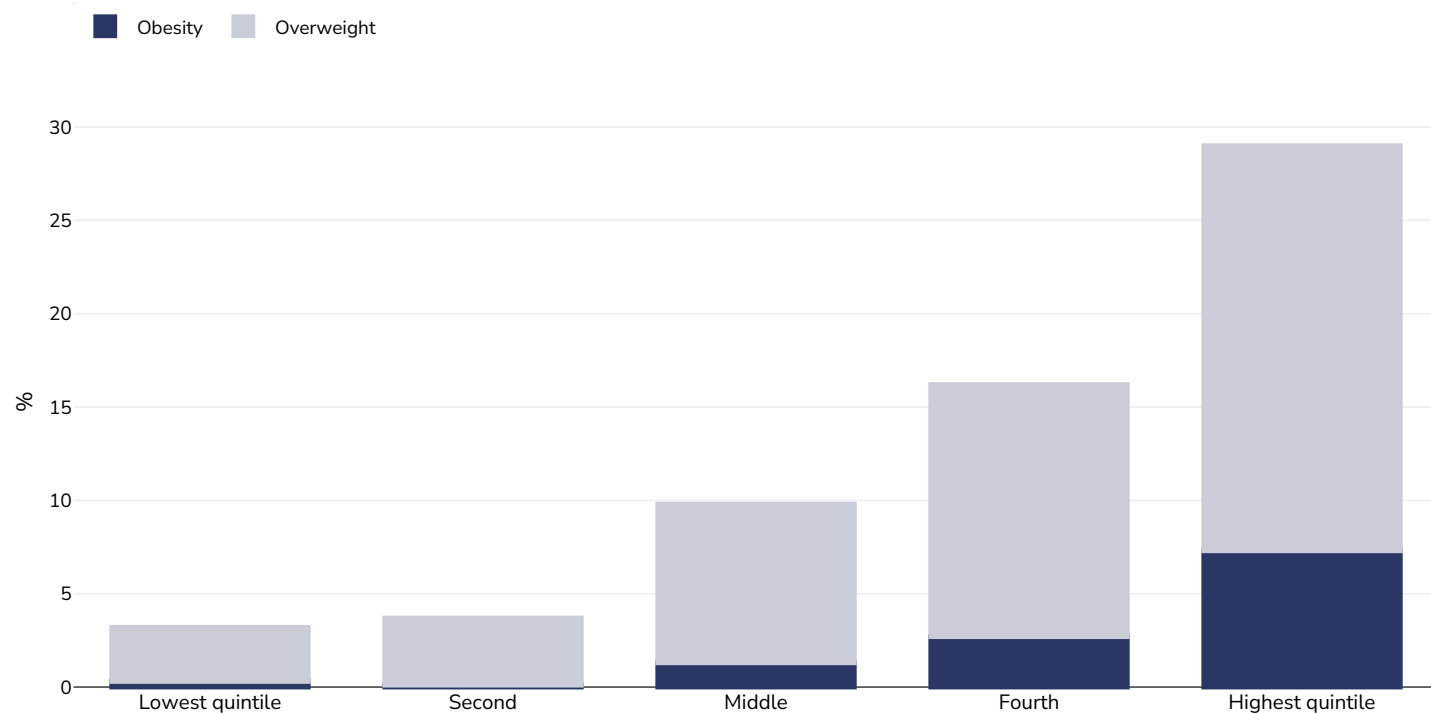
References: DHS: Enquête Démographique et de Santé à Madagascar, 2021 : Indicateurs Clés. Antananarivo, Madagascar et Rockville, Maryland, USA : INSTAT et ICF.

Notes: UNICEF/WHO/World Bank Joint Child Malnutrition Estimates Expanded Database: Overweight (Survey Estimates), May 2023, New York. For more information about the methodology, please consult <https://data.unicef.org/resources/jme-2023-country-consultations/> Percentage of children under 5 years of age falling above 2 standard deviations (moderate and severe) from the median weight-for-height of the reference population.

Definitions: =>+2SD

Overweight/obesity by socio-economic group

Women, 2021



Survey type: Measured

Age: 15-49

Sample size: 8664

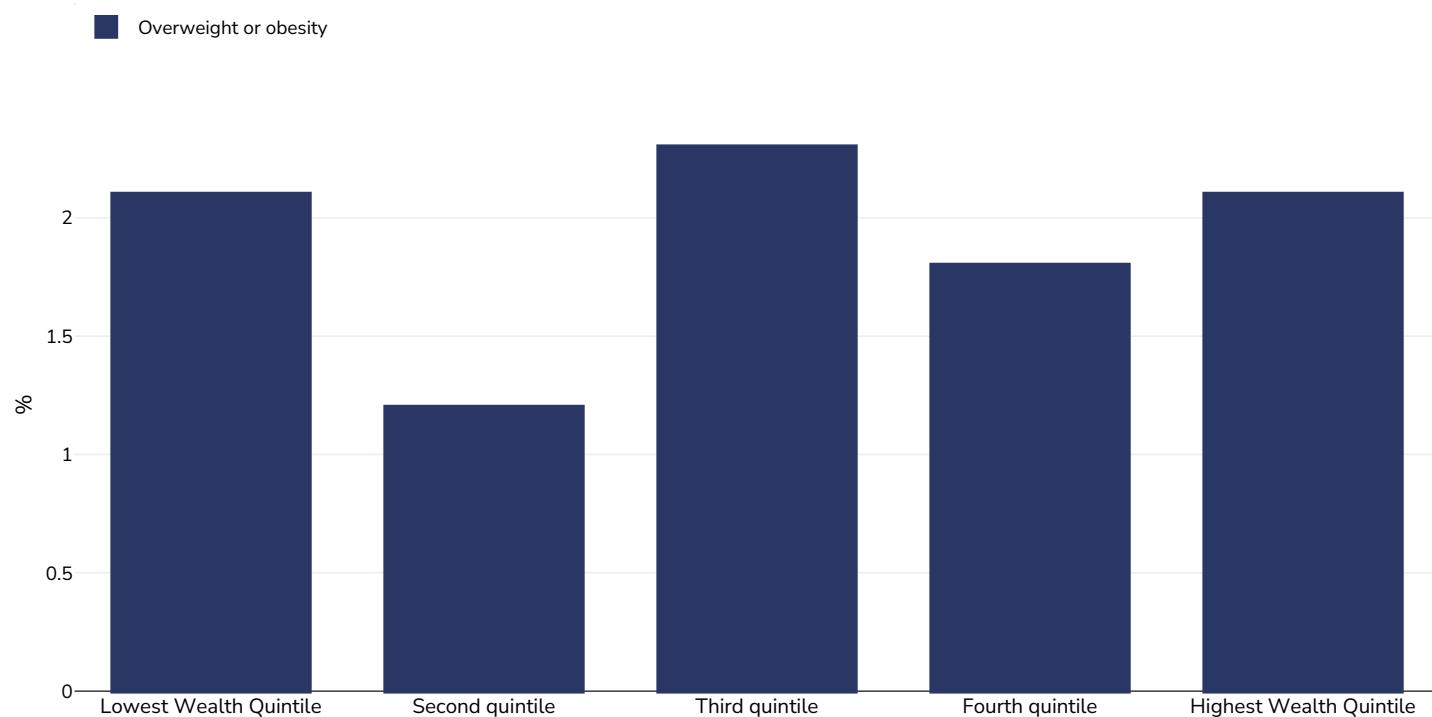
Area covered: National

References: Institut National de la Statistique (INSTAT) et ICF. 2022. Enquête Démographique et de Santé à Madagascar, 2021. Antananarivo, Madagascar et Rockville, Maryland, USA : INSTAT et ICF

Notes: Demographic Health Survey data includes ever married women aged 15-49 years only and may include males aged 15-59.

Unless otherwise noted, overweight refers to a BMI between 25kg and 29.9kg/m², obesity refers to a BMI greater than 30kg/m².

Infants, 2021



Sample size: 6394

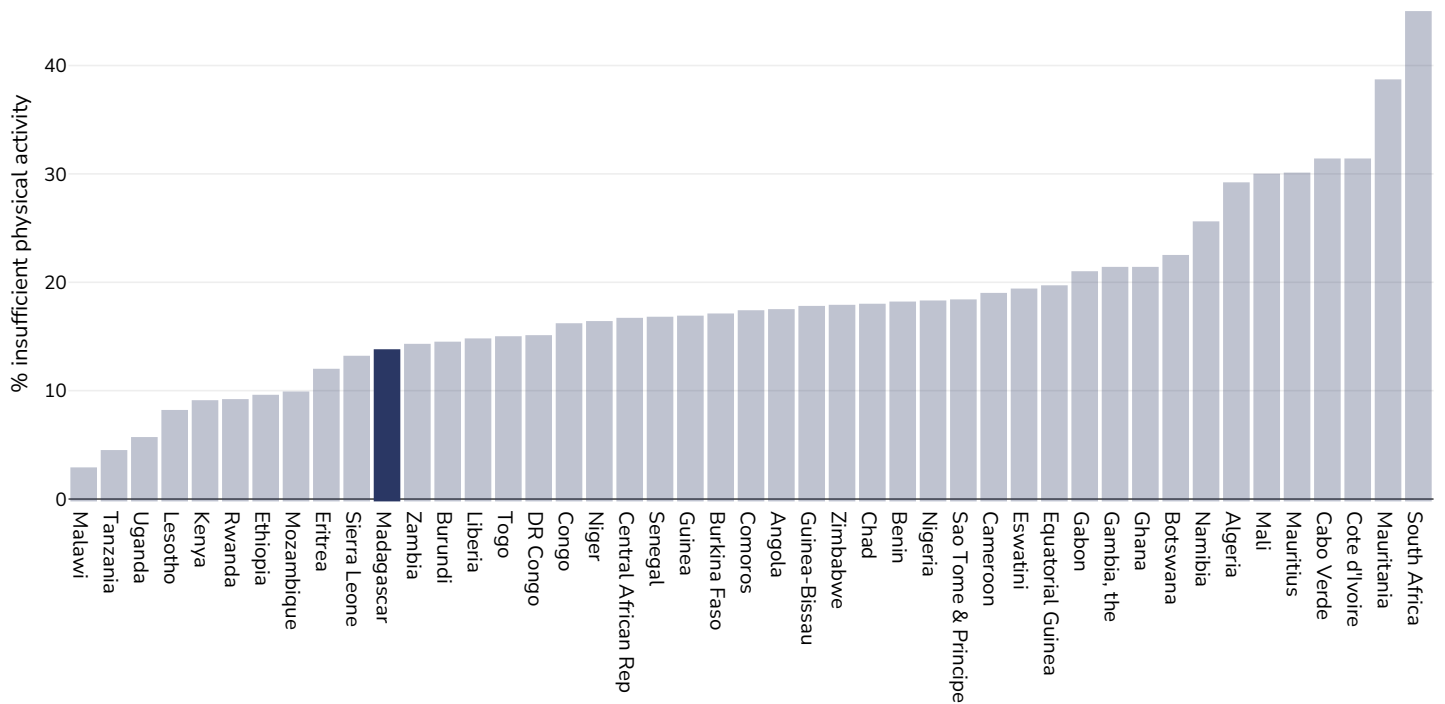
References: DHS: Enquête Démographique et de Santé à Madagascar, 2021 : Indicateurs Clés. Antananarivo, Madagascar et Rockville, Maryland, USA : INSTAT et ICF.

Notes: UNICEF/WHO/World Bank Joint Child Malnutrition Estimates Expanded Database: Overweight (Survey Estimates), May 2023, New York. For more information about the methodology, please consult <https://data.unicef.org/resources/jme-2023-country-consultations/> Percentage of children under 5 years of age falling above 2 standard deviations (moderate and severe) from the median weight-for-height of the reference population.

Definitions: =>+2SD

Insufficient physical activity

Adults, 2022



Survey type: Self-reported

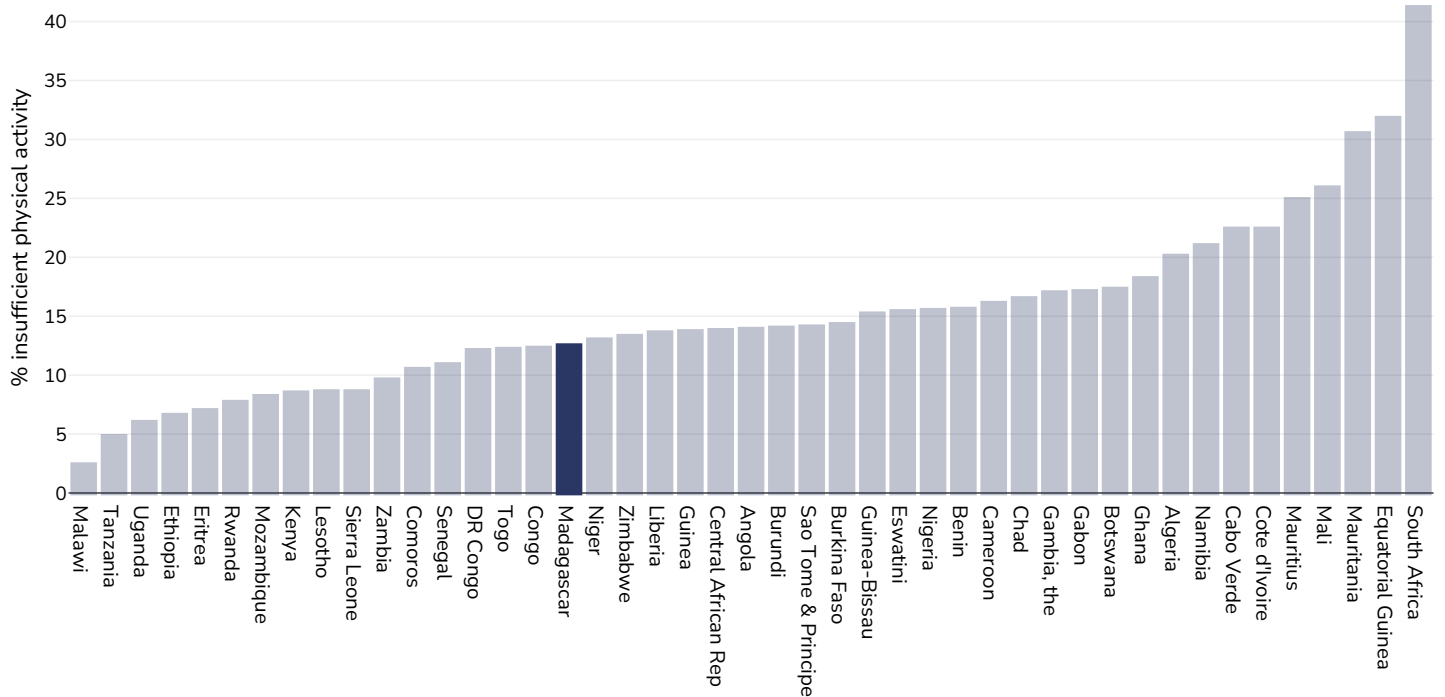
Age: 18+

Area covered: National

References: WHO (2024). Prevalence of insufficient physical activity among adults aged 18-years age-standardized estimate in 2022. Available at [https://www.who.int/data/gho/data/indicators/indicator-details/GHO/prevalence-of-insufficient-physical-activity-among-adults-aged-18-years-\(age-standardized-estimate\)-\(-\)](https://www.who.int/data/gho/data/indicators/indicator-details/GHO/prevalence-of-insufficient-physical-activity-among-adults-aged-18-years-(age-standardized-estimate)-(-))

Definitions: Percent of population attaining less than 150 minutes of moderate-intensity physical activity per week, or less than 75 minutes of vigorous-intensity physical activity per week, or equivalent.

Men, 2022



Survey type: Self-reported

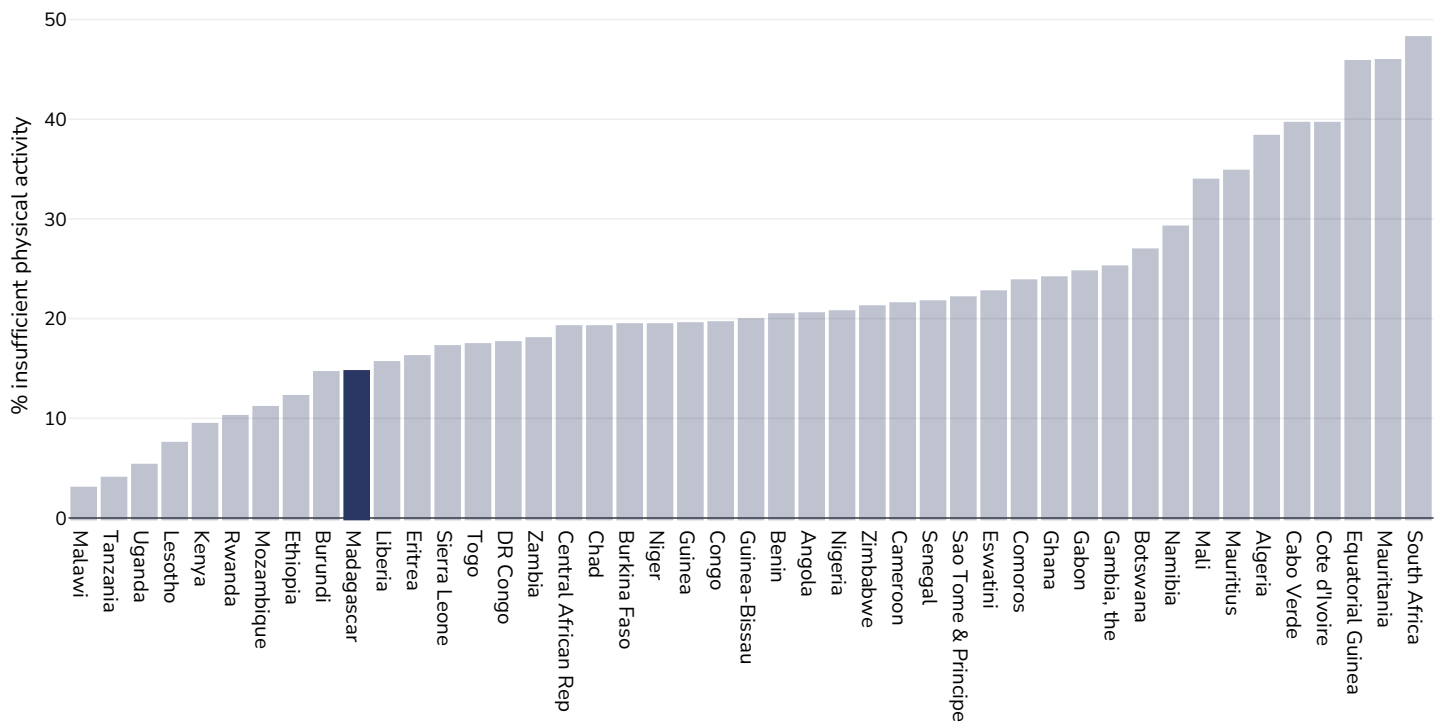
Age: 18+

Area covered: National

References: WHO (2024). Prevalence of insufficient physical activity among adults aged 18-years age-standardized estimate in 2022. Available at [https://www.who.int/data/gho/data/indicators/indicator-details/GHO/prevalence-of-insufficient-physical-activity-among-adults-aged-18-years-\(age-standardized-estimate\)-\(-\)](https://www.who.int/data/gho/data/indicators/indicator-details/GHO/prevalence-of-insufficient-physical-activity-among-adults-aged-18-years-(age-standardized-estimate)-(-))

Definitions: Percent of population attaining less than 150 minutes of moderate-intensity physical activity per week, or less than 75 minutes of vigorous-intensity physical activity per week, or equivalent.

Women, 2022



Survey type: Self-reported

Age: 18+

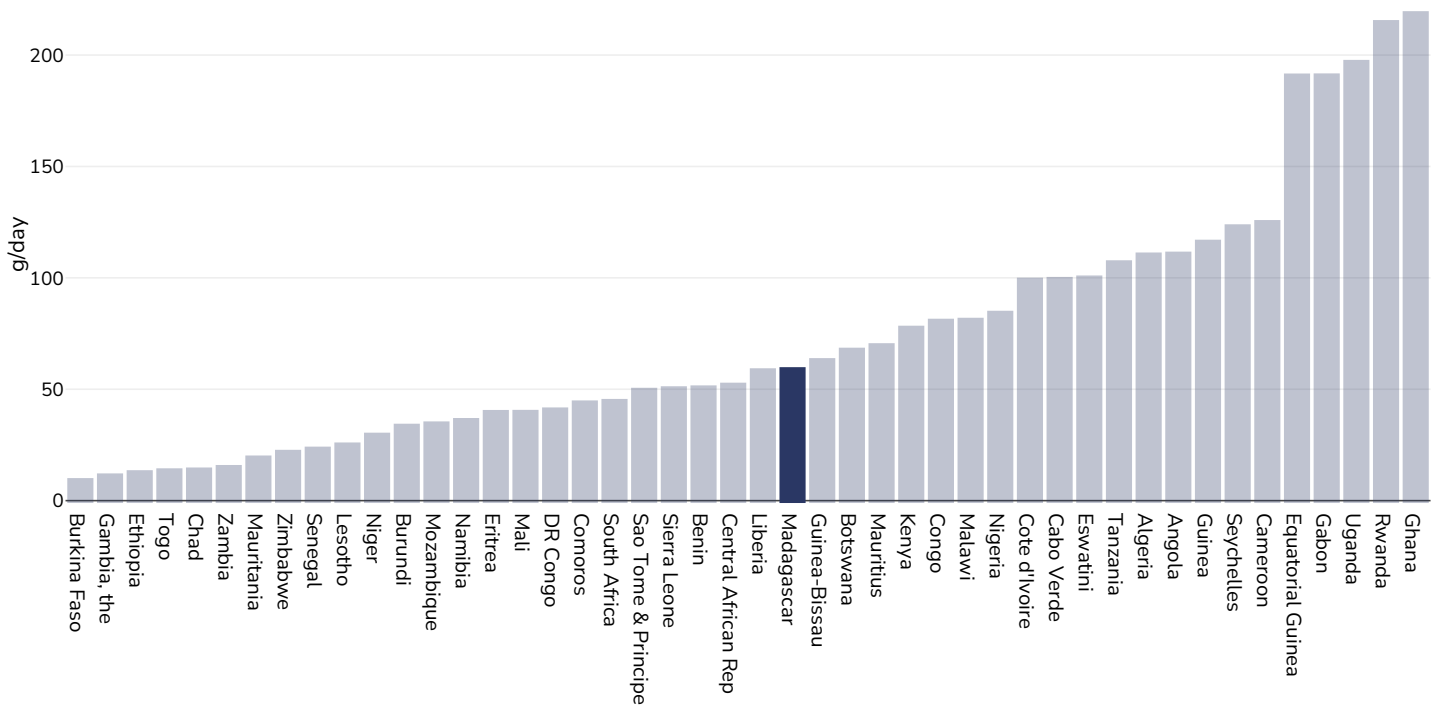
Area covered: National

References: WHO (2024). Prevalence of insufficient physical activity among adults aged 18-years age-standardized estimate in 2022. Available at [https://www.who.int/data/gho/data/indicators/indicator-details/GHO/prevalence-of-insufficient-physical-activity-among-adults-aged-18-years-\(age-standardized-estimate\)-\(-\)](https://www.who.int/data/gho/data/indicators/indicator-details/GHO/prevalence-of-insufficient-physical-activity-among-adults-aged-18-years-(age-standardized-estimate)-(-))

Definitions: Percent of population attaining less than 150 minutes of moderate-intensity physical activity per week, or less than 75 minutes of vigorous-intensity physical activity per week, or equivalent.

Estimated per capita fruit intake

Adults, 2017



Survey type:

Measured

Age:

25+

References:

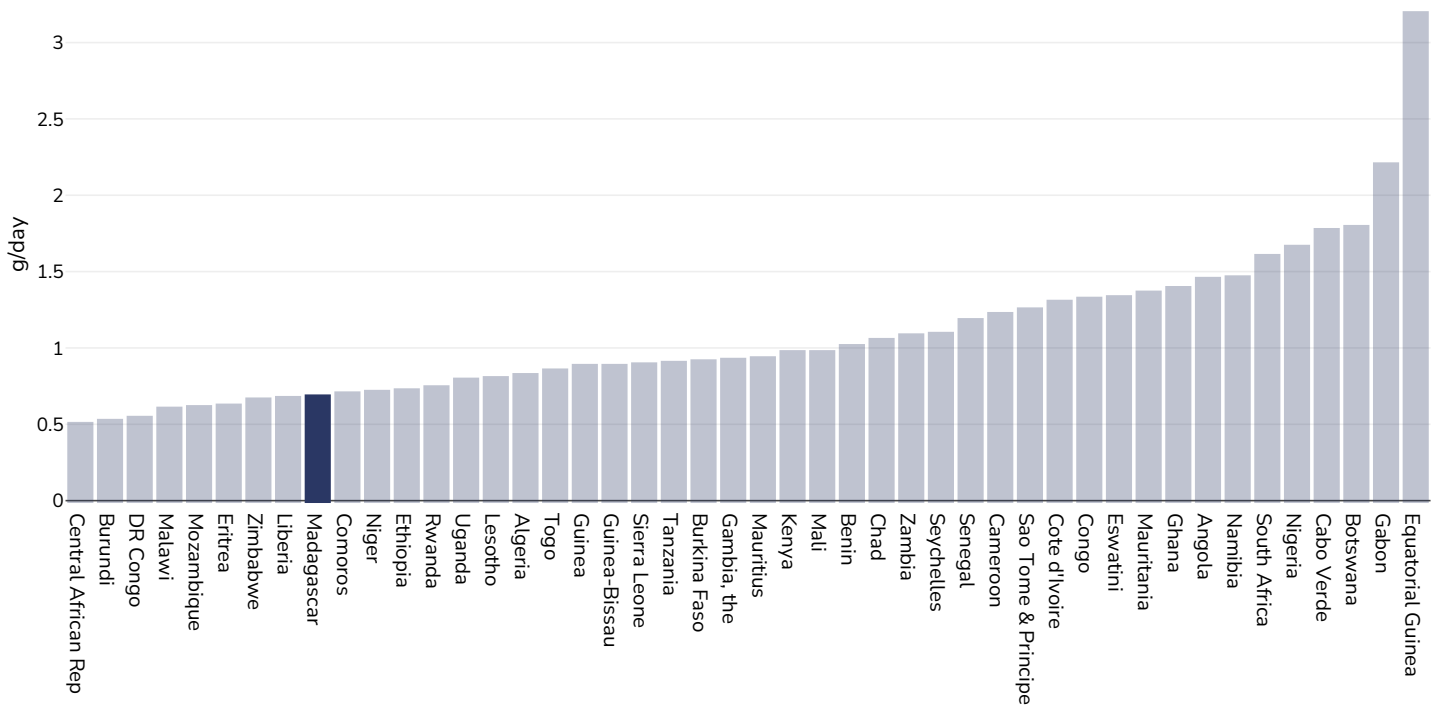
Global Burden of Disease, the Institute for Health Metrics and Evaluation <http://ghdx.healthdata.org/>

Definitions:

Estimated per-capita fruit intake (g/day)

Estimated per-capita processed meat intake

Adults, 2017



Survey type: Measured

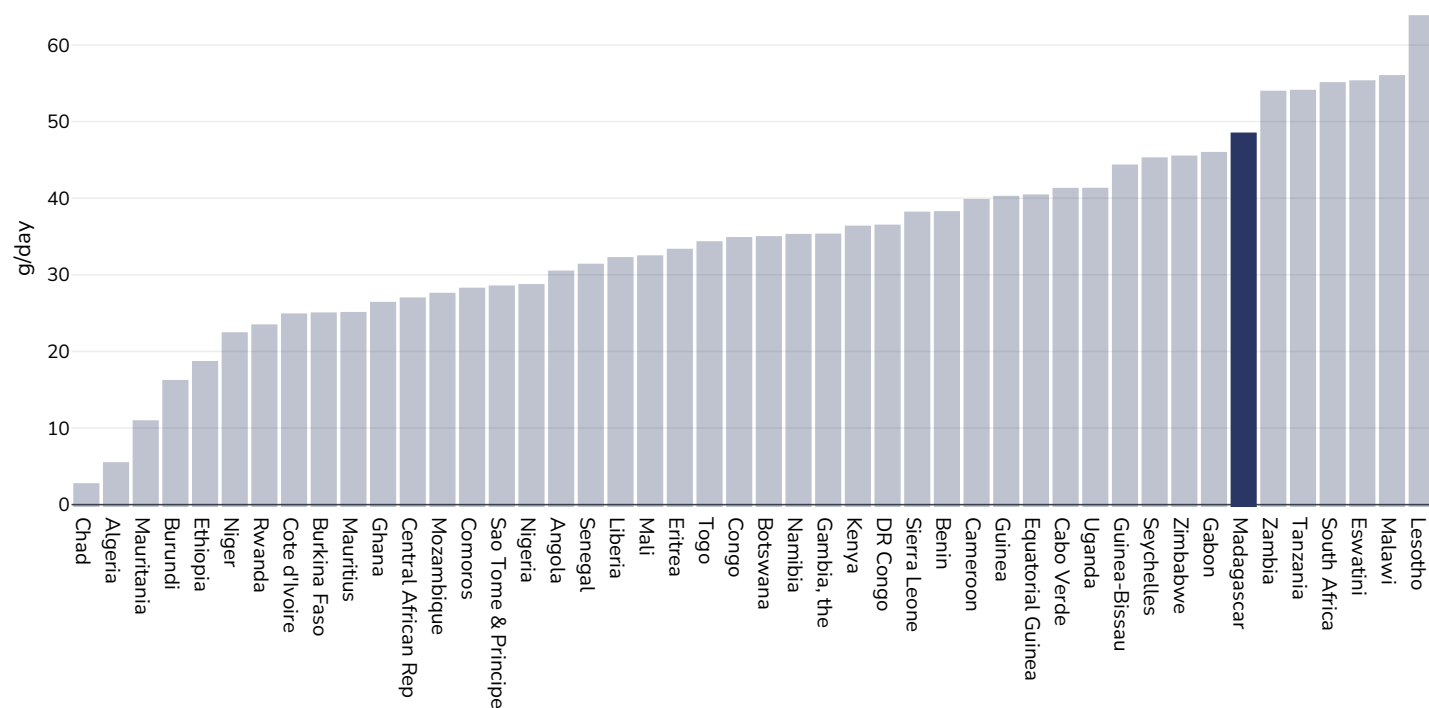
Age: 25+

References: Global Burden of Disease, the Institute for Health Metrics and Evaluation <http://ghdx.healthdata.org/>

Definitions: Estimated per-capita processed meat intake (g per day)

Estimated per capita whole grains intake

Adults, 2017



Survey type: Measured

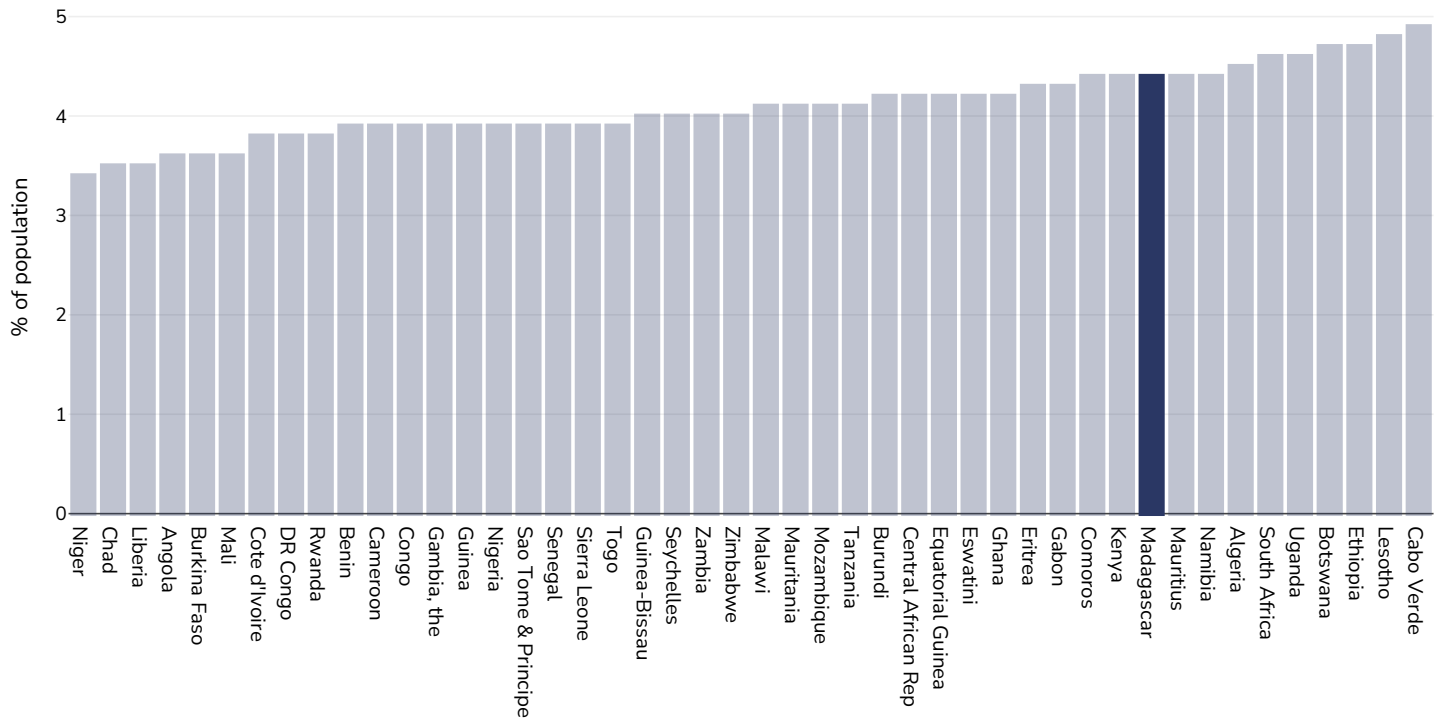
Age: 25+

References: Global Burden of Disease, the Institute for Health Metrics and Evaluation <http://ghdx.healthdata.org/>

Definitions: Estimated per-capita whole grains intake (g/day)

Mental health - depression disorders

Adults, 2015

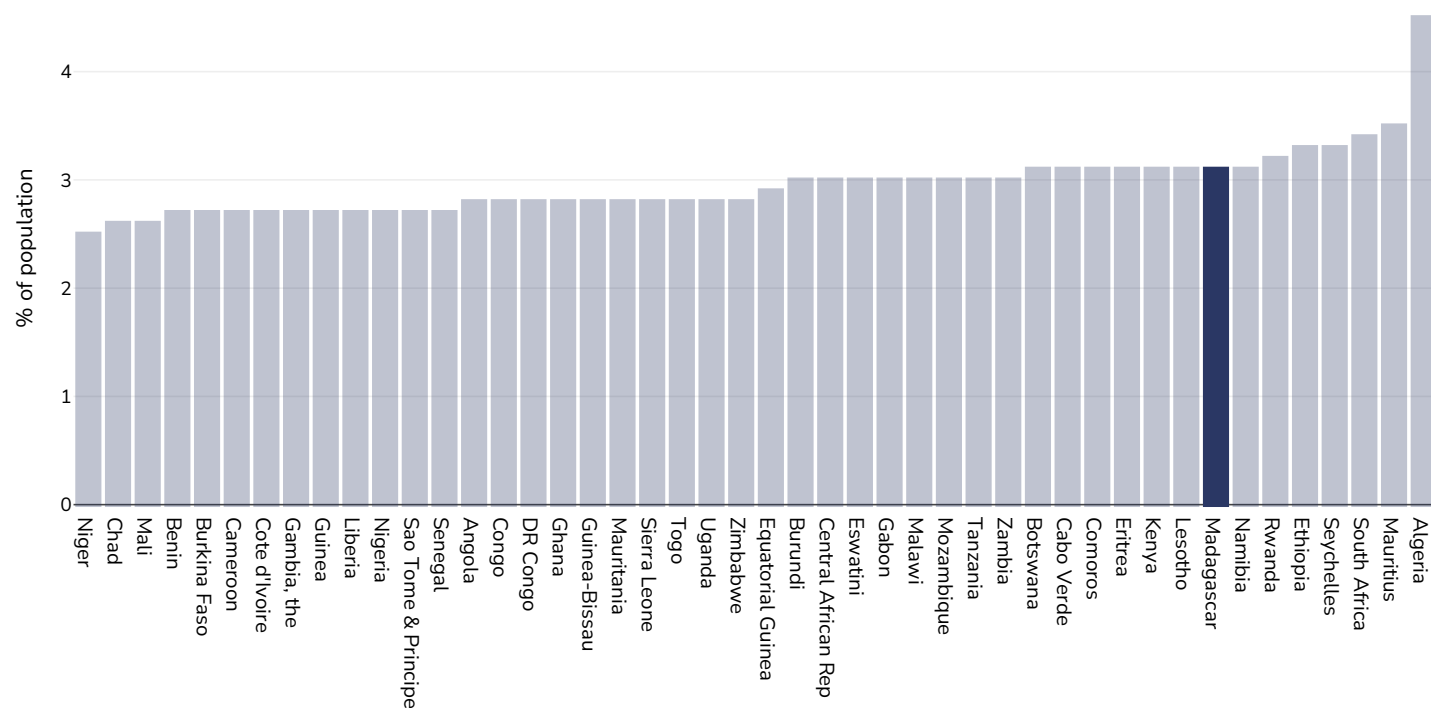


References: Prevalence data from Global Burden of Disease study 2015 (<http://ghdx.healthdata.org>) published in: Depression and Other Common Mental Disorders: Global Health Estimates. Geneva:World Health Organization; 2017. Licence: CC BY-NC-SA 3.0 IGO.

Definitions: % of population with depression disorders

Mental health - anxiety disorders

Adults, 2015

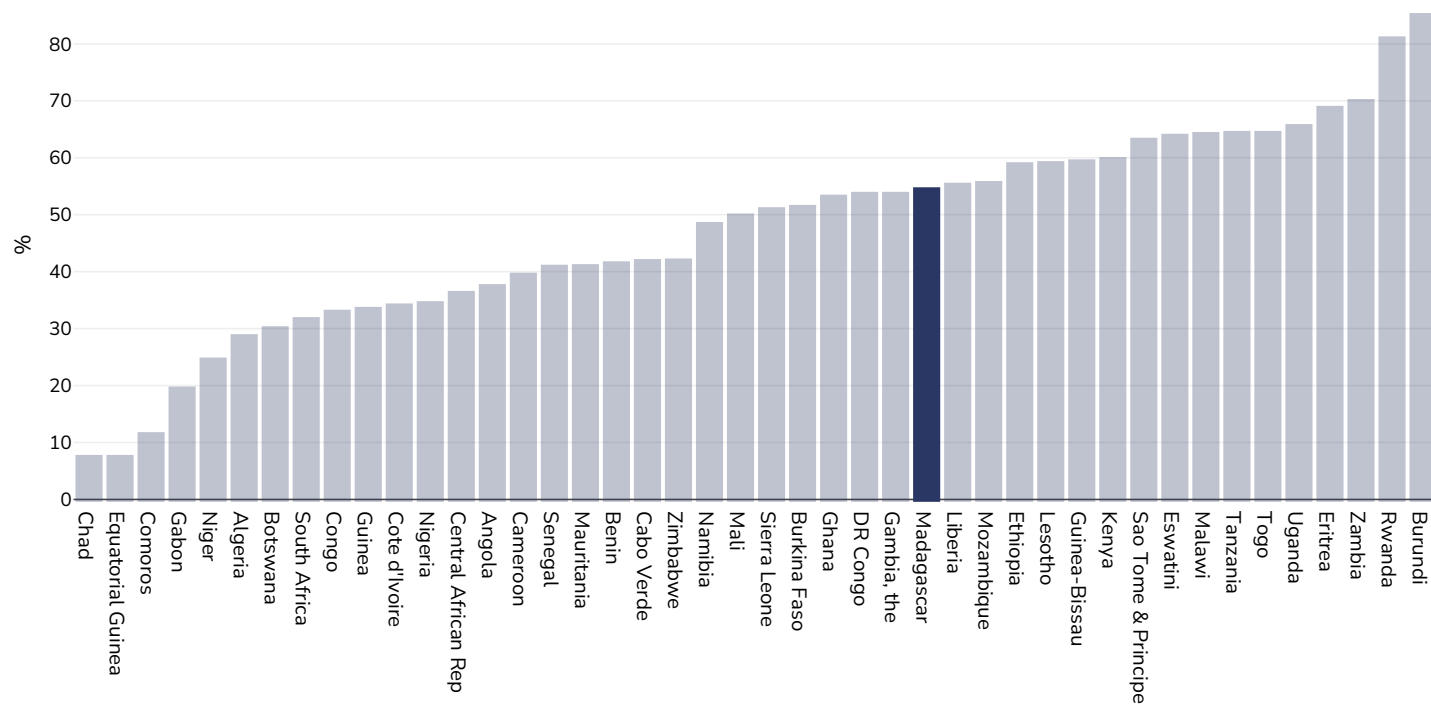


References: Prevalence data from Global Burden of Disease study 2015 (<http://ghdx.healthdata.org>) published in: Depression and Other Common Mental Disorders: Global Health Estimates. Geneva:World Health Organization; 2017. Licence: CC BY-NC-SA 3.0 IGO.

Definitions: % of population with anxiety disorders

% Infants exclusively breastfed 0-5 months

Infants, 2010-2023




References: Enquête Démographique et de Santé à Madagascar, 2021 : Indicateurs Clés. Antananarivo, Madagascar et Rockville, Maryland, USA : INSTAT et ICF.

Notes: Full details are available. Original citation United Nations Children's Fund, Division of Data, Analysis, Planning and Monitoring (2023). Global UNICEF Global Databases: Infant and Young Child Feeding: Exclusive breastfeeding, New York, October 2023.

Oesophageal cancer

Men, 2022




Age: 20+

Area covered: National

References: Ferlay J, Ervik M, Lam F, Laversanne M, Colombet M, Mery L, Piñeros M, Znaor A, Soerjomataram I, Bray F (2024). Global Cancer Observatory: Cancer Today. Lyon, France: International Agency for Research on Cancer. Available from: <https://gco.iarc.who.int/today>, accessed [16.07.24]

Definitions: Incidence per 100,000

Women, 2022



Age: 20+

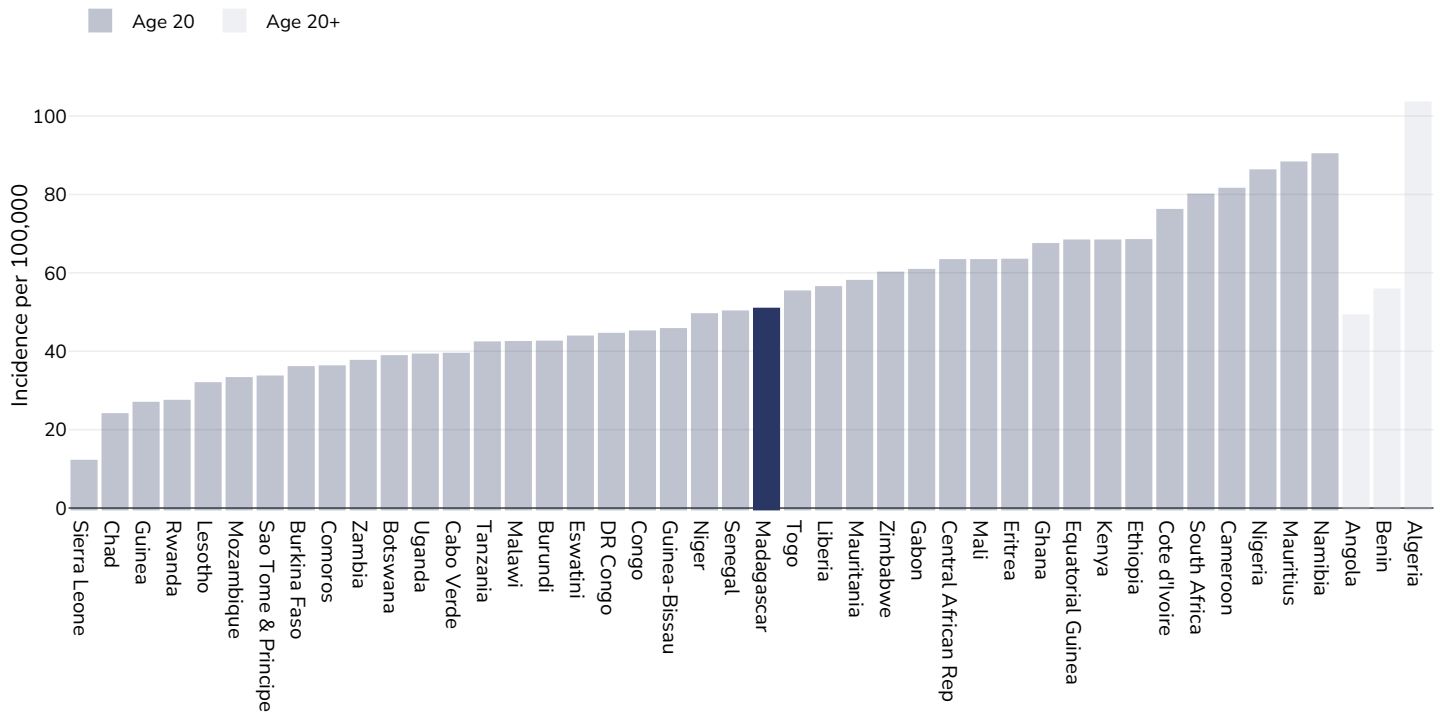
Area covered: National

References: Ferlay J, Ervik M, Lam F, Laversanne M, Colombet M, Mery L, Piñeros M, Znaor A, Soerjomataram I, Bray F (2024). Global Cancer Observatory: Cancer Today. Lyon, France: International Agency for Research on Cancer. Available from: <https://gco.iarc.who.int/today>, accessed [16.07.24]

Definitions: Incidence per 100,000

Breast cancer

Women, 2022




Area covered: National

References: Ferlay J, Ervik M, Lam F, Laversanne M, Colombet M, Mery L, Piñeros M, Znaor A, Soerjomataram I, Bray F (2024). Global Cancer Observatory: Cancer Today. Lyon, France: International Agency for Research on Cancer. Available from: <https://gco.iarc.who.int/today>, accessed [16.07.24]

Definitions: Incidence per 100,000

Colorectal cancer

Men, 2022



Age: 20+

Area covered: National

References: Ferlay J, Ervik M, Lam F, Laversanne M, Colombet M, Mery L, Piñeros M, Znaor A, Soerjomataram I, Bray F (2024). Global Cancer Observatory: Cancer Today. Lyon, France: International Agency for Research on Cancer. Available from: <https://gco.iarc.who.int/today>, accessed [16.07.24]

Definitions: Incidence per 100,000

Women, 2022



Age: 20+

Area covered: National

References: Ferlay J, Ervik M, Lam F, Laversanne M, Colombet M, Mery L, Piñeros M, Znaor A, Soerjomataram I, Bray F (2024). Global Cancer Observatory: Cancer Today. Lyon, France: International Agency for Research on Cancer. Available from: <https://gco.iarc.who.int/today>, accessed [16.07.24]

Definitions: Incidence per 100,000

Pancreatic cancer

Men, 2022



Age: 20+

Area covered: National

References: Ferlay J, Ervik M, Lam F, Laversanne M, Colombet M, Mery L, Piñeros M, Znaor A, Soerjomataram I, Bray F (2024). Global Cancer Observatory: Cancer Today. Lyon, France: International Agency for Research on Cancer. Available from: <https://gco.iarc.who.int/today>, accessed [16.07.24]

Definitions: Incidence per 100,000

Women, 2022



Age: 20+


Area covered: National

References: Ferlay J, Ervik M, Lam F, Laversanne M, Colombet M, Mery L, Piñeros M, Znaor A, Soerjomataram I, Bray F (2024). Global Cancer Observatory: Cancer Today. Lyon, France: International Agency for Research on Cancer. Available from: <https://gco.iarc.who.int/today>, accessed [16.07.24]

Definitions: Incidence per 100,000

Gallbladder cancer

Men, 2022




Age: 20+

Area covered: National

References: Ferlay J, Ervik M, Lam F, Laversanne M, Colombet M, Mery L, Piñeros M, Znaor A, Soerjomataram I, Bray F (2024). Global Cancer Observatory: Cancer Today. Lyon, France: International Agency for Research on Cancer. Available from: <https://gco.iarc.who.int/today>, accessed [16.07.24]

Definitions: Incidence per 100,000

Women, 2022



Age: 20+

Area covered: National

References: Ferlay J, Ervik M, Lam F, Laversanne M, Colombet M, Mery L, Piñeros M, Znaor A, Soerjomataram I, Bray F (2024). Global Cancer Observatory: Cancer Today. Lyon, France: International Agency for Research on Cancer. Available from: <https://gco.iarc.who.int/today>, accessed [16.07.24]

Definitions: Incidence per 100,000

Kidney cancer

Men, 2022



Age: 20+

Area covered: National

References: Ferlay J, Ervik M, Lam F, Laversanne M, Colombet M, Mery L, Piñeros M, Znaor A, Soerjomataram I, Bray F (2024). Global Cancer Observatory: Cancer Today. Lyon, France: International Agency for Research on Cancer. Available from: <https://gco.iarc.who.int/today>, accessed [16.07.24]

Definitions: Incidence per 100,000

Women, 2022



Age: 20+


Area covered: National

References: Ferlay J, Ervik M, Lam F, Laversanne M, Colombet M, Mery L, Piñeros M, Znaor A, Soerjomataram I, Bray F (2024). Global Cancer Observatory: Cancer Today. Lyon, France: International Agency for Research on Cancer. Available from: <https://gco.iarc.who.int/today>, accessed [16.07.24]

Definitions: Incidence per 100,000

Cancer of the uterus

Women, 2022



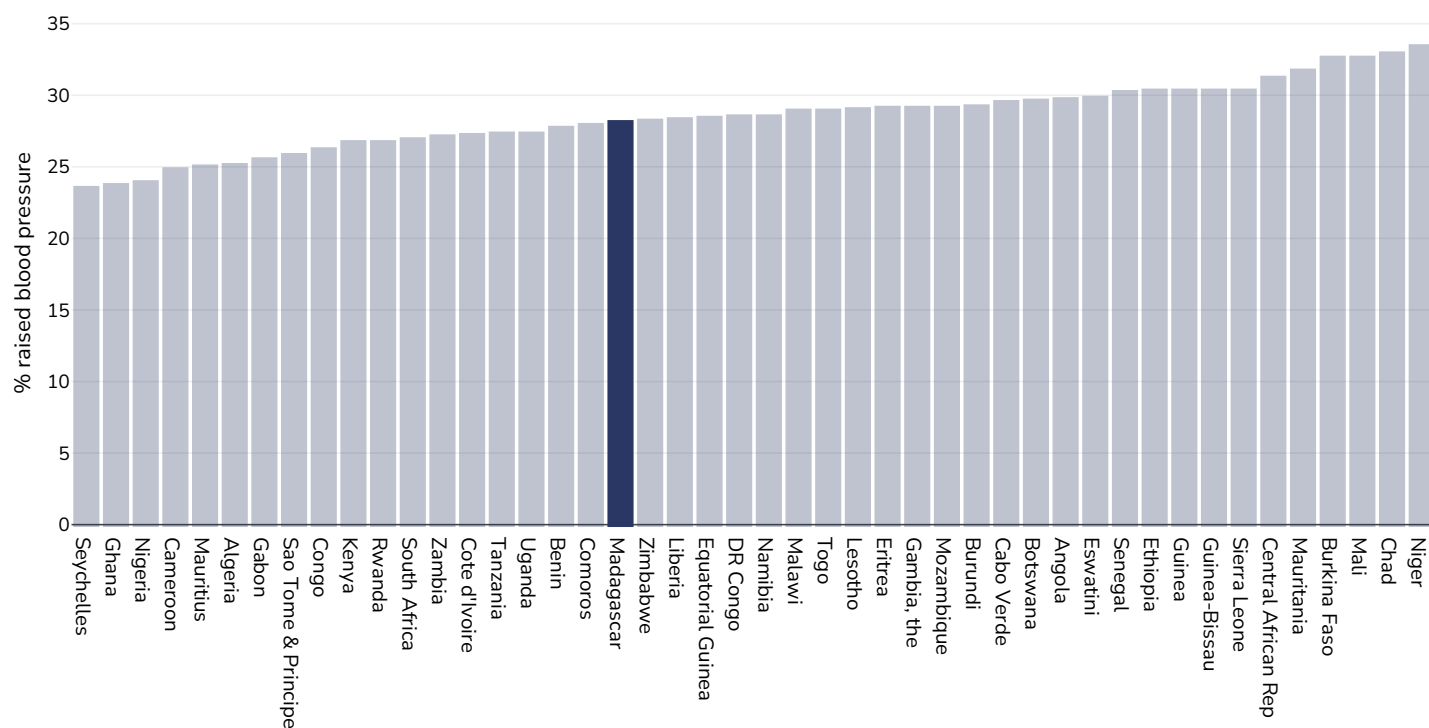
Age: 20+

References: Ferlay J, Ervik M, Lam F, Laversanne M, Colombet M, Mery L, Piñeros M, Znaor A, Soerjomataram I, Bray F (2024). Global Cancer Observatory: Cancer Today. Lyon, France: International Agency for Research on Cancer. Available from: <https://gco.iarc.who.int/today>, accessed [16.07.24]

Definitions: Incidence per 100,000

Raised blood pressure

Adults, 2015



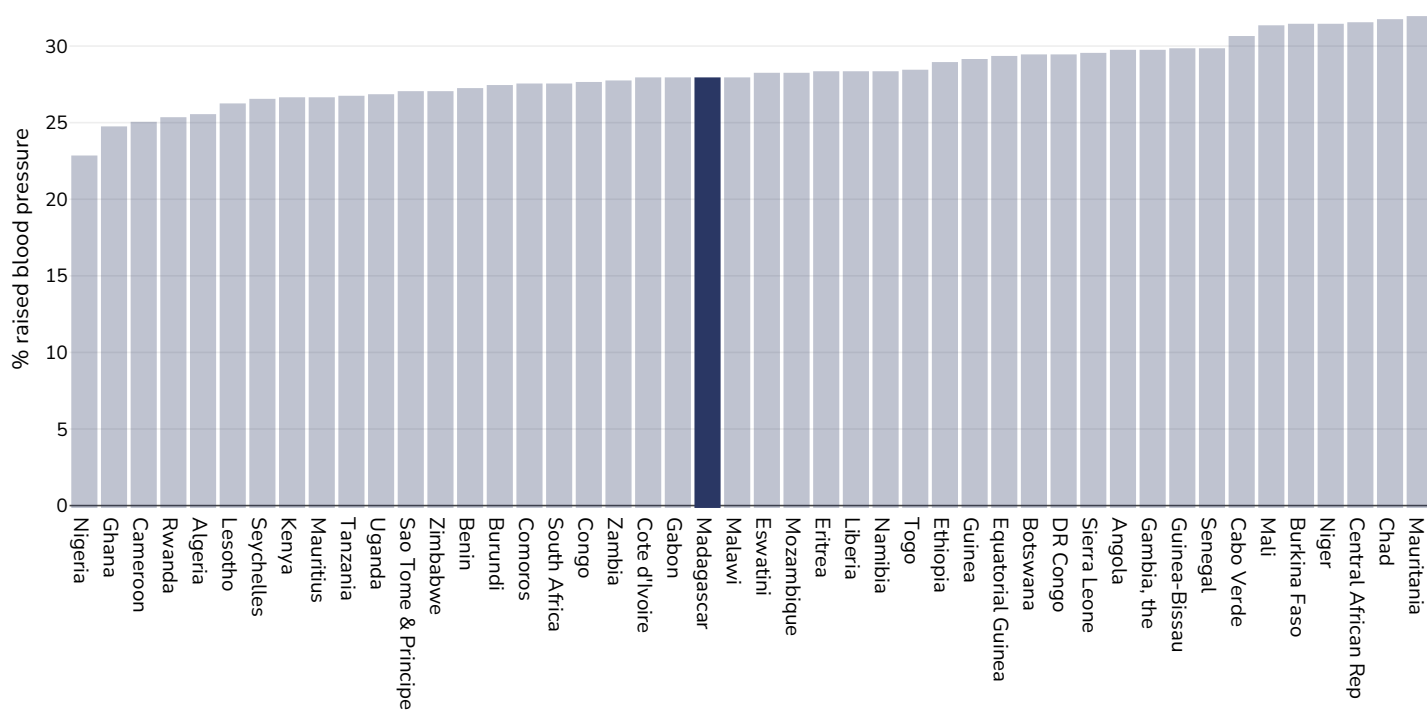
References:

Global Health Observatory data repository, World Health Organisation,
<http://apps.who.int/gho/data/node.main.A875?lang=en>

Definitions:

Age Standardised estimated % Raised blood pressure 2015 (SBP>=140 OR DBP>=90).

Men, 2015



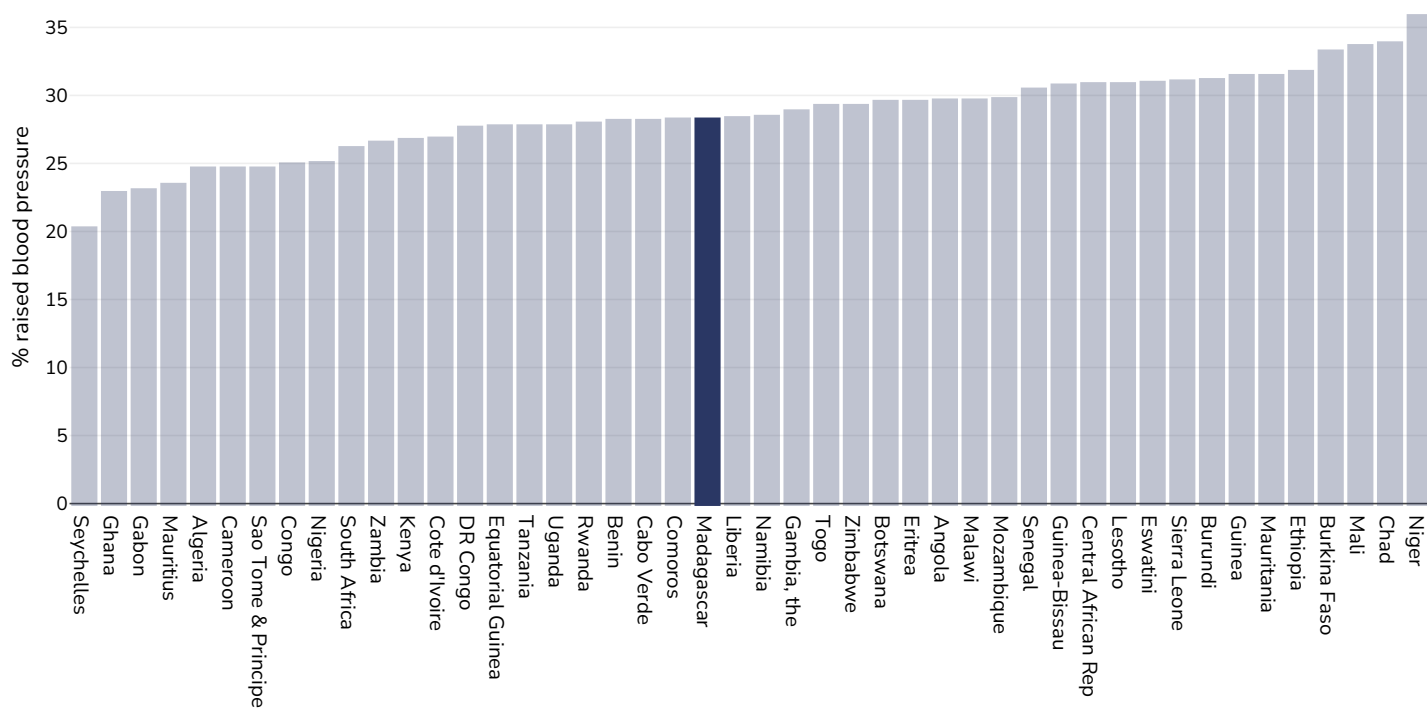
References:

Global Health Observatory data repository, World Health Organisation,
<http://apps.who.int/gho/data/node.main.A875?lang=en>

Definitions:

Age Standardised estimated % Raised blood pressure 2015 (SBP>=140 OR DBP>=90).

Women, 2015



References:

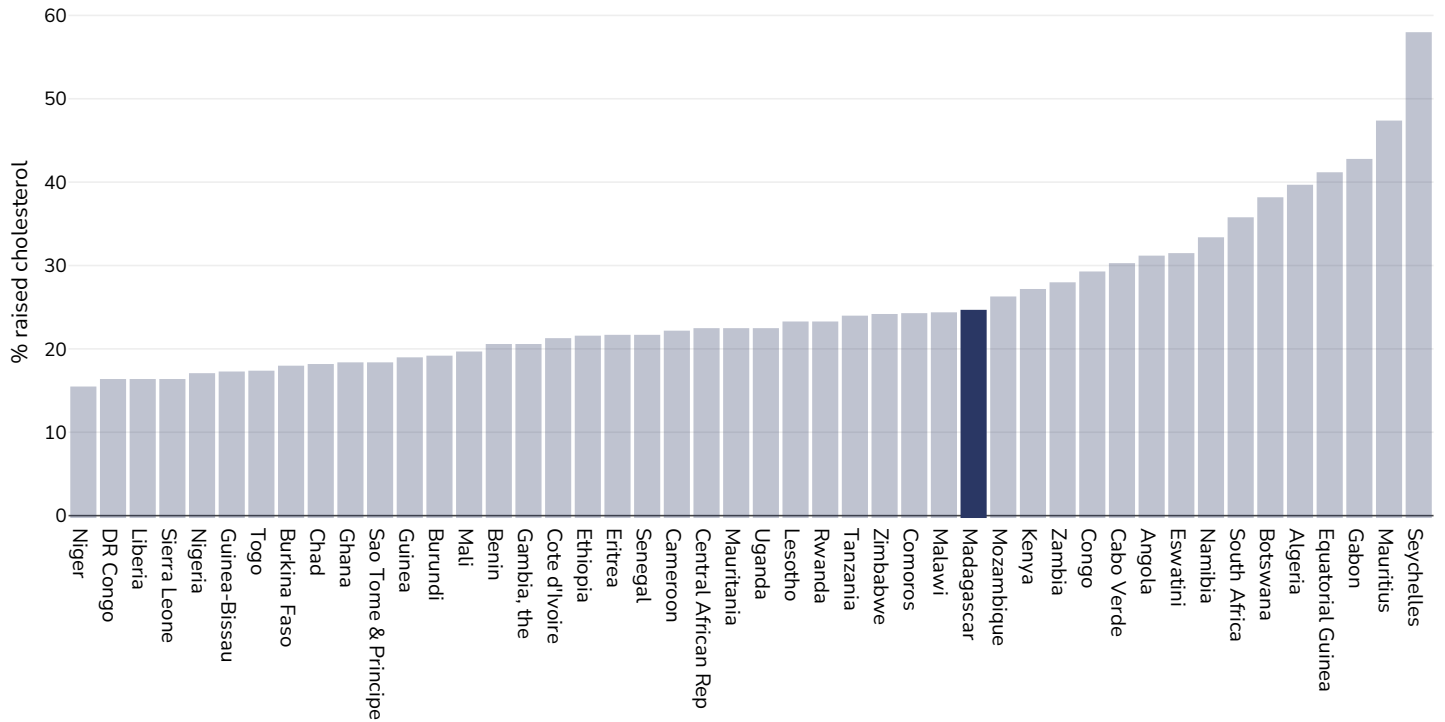
Global Health Observatory data repository, World Health Organisation,
<http://apps.who.int/gho/data/node.main.A875?lang=en>

Definitions:

Age Standardised estimated % Raised blood pressure 2015 (SBP>=140 OR DBP>=90).

Raised cholesterol

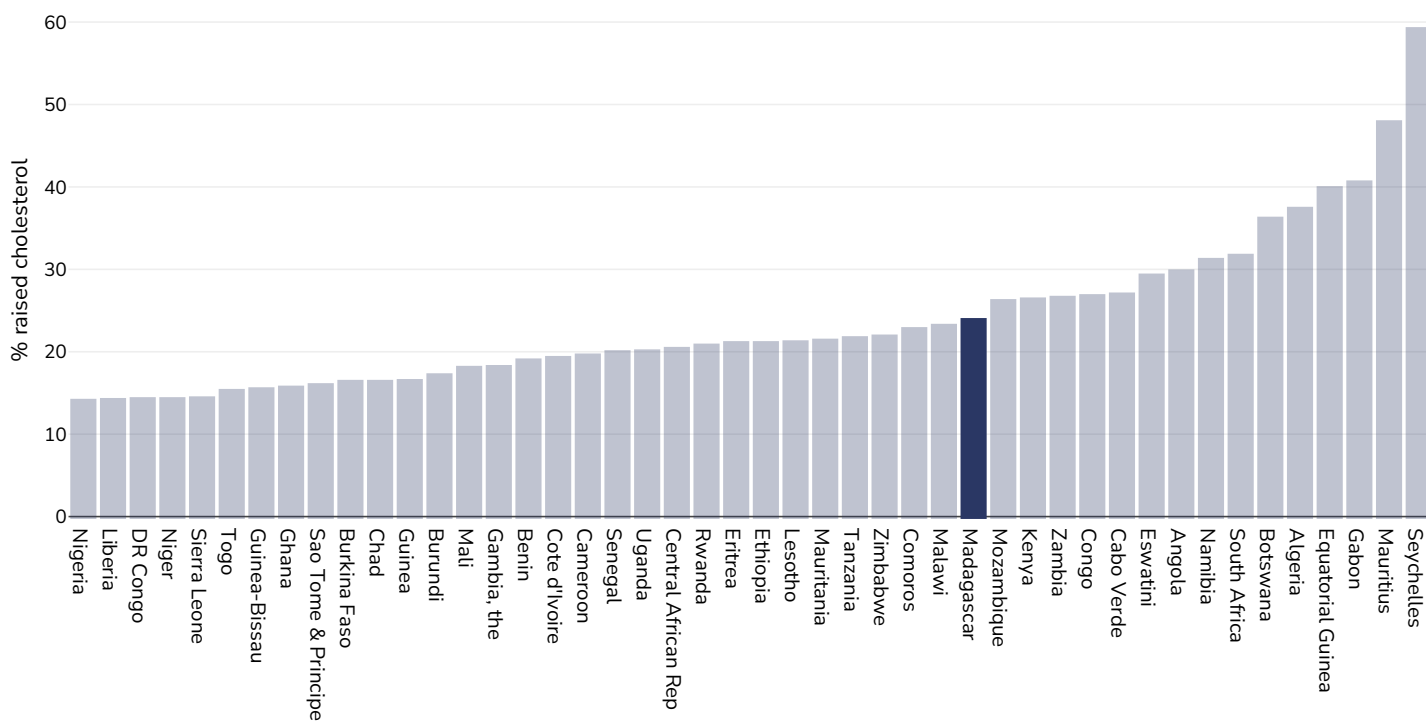
Adults, 2008



References: Global Health Observatory data repository, World Health Organisation, <http://apps.who.int/gho/data/node.main.A885>

Definitions: % Raised total cholesterol (≥ 5.0 mmol/L) (age-standardized estimate).

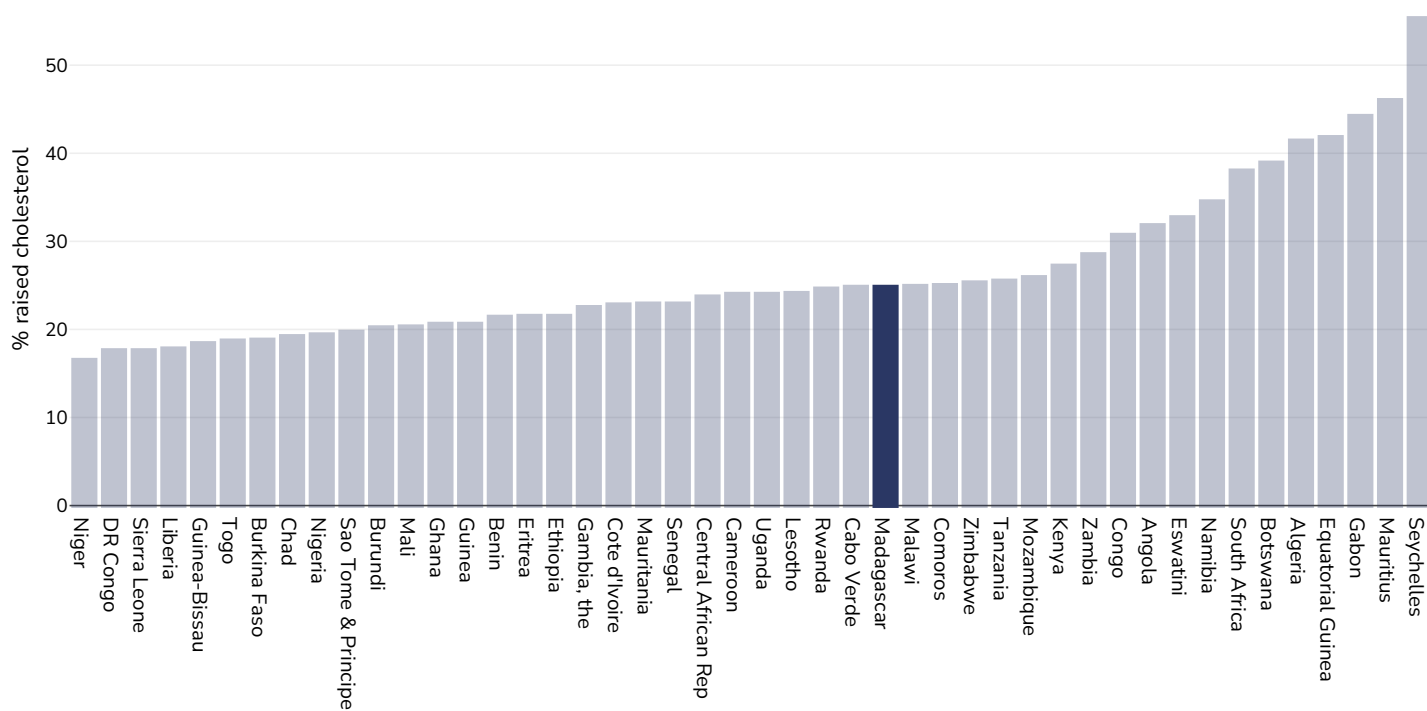
Men, 2008



References: Global Health Observatory data repository, World Health Organisation, <http://apps.who.int/gho/data/node.main.A885>

Definitions: % Raised total cholesterol (≥ 5.0 mmol/L) (age-standardized estimate).

Women, 2008

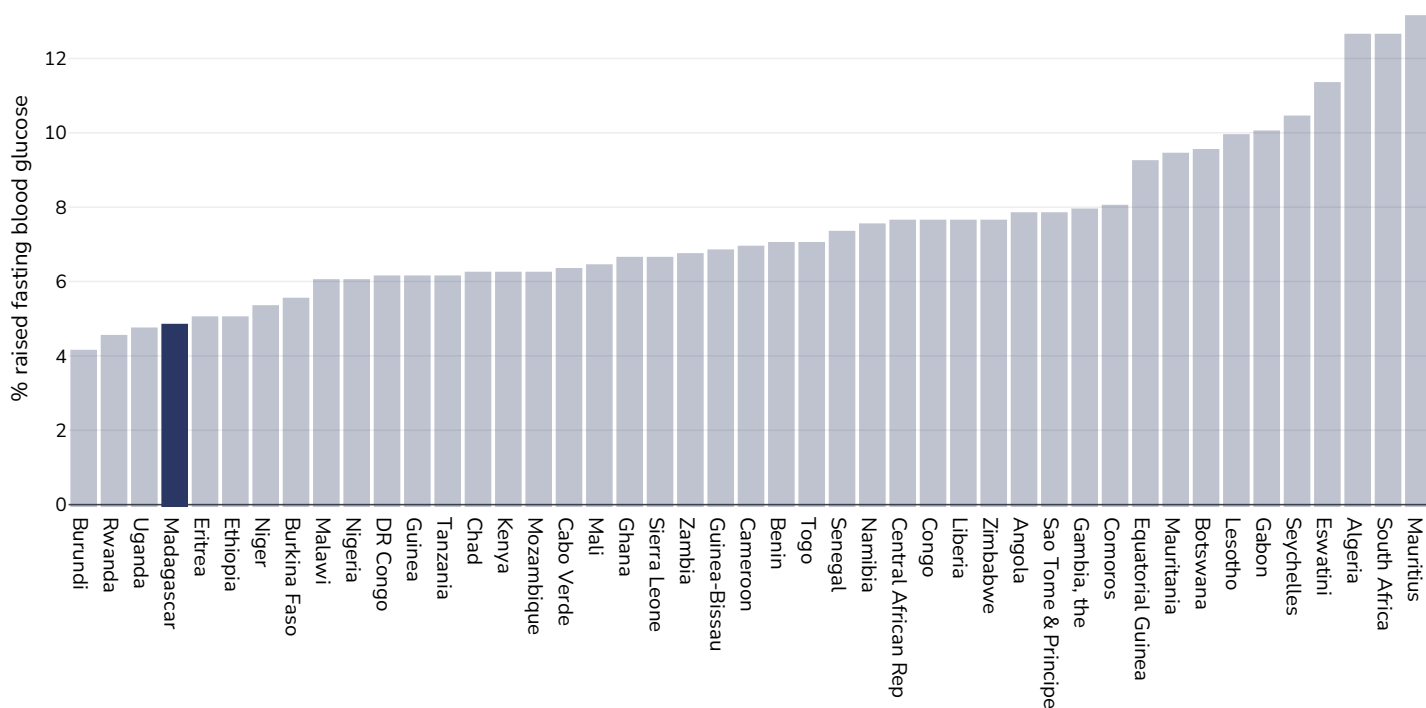


References: Global Health Observatory data repository, World Health Organisation, <http://apps.who.int/gho/data/node.main.A885>

Definitions: % Raised total cholesterol (≥ 5.0 mmol/L) (age-standardized estimate).

Raised fasting blood glucose

Men, 2014



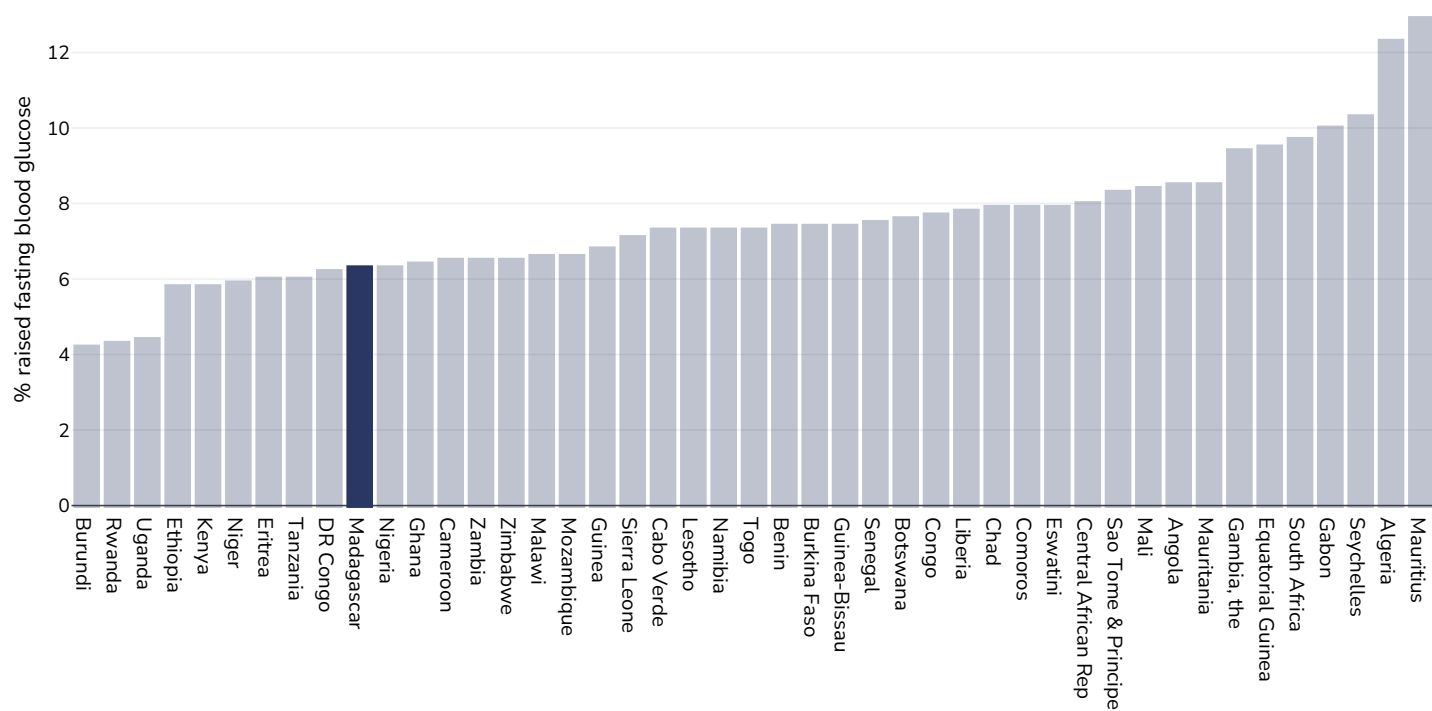
References:

Global Health Observatory data repository, World Health Organisation,
<http://apps.who.int/gho/data/node.main.A869?lang=en>

Definitions:

Age Standardised % raised fasting blood glucose (≥ 7.0 mmol/L or on medication).

Women, 2014



References:

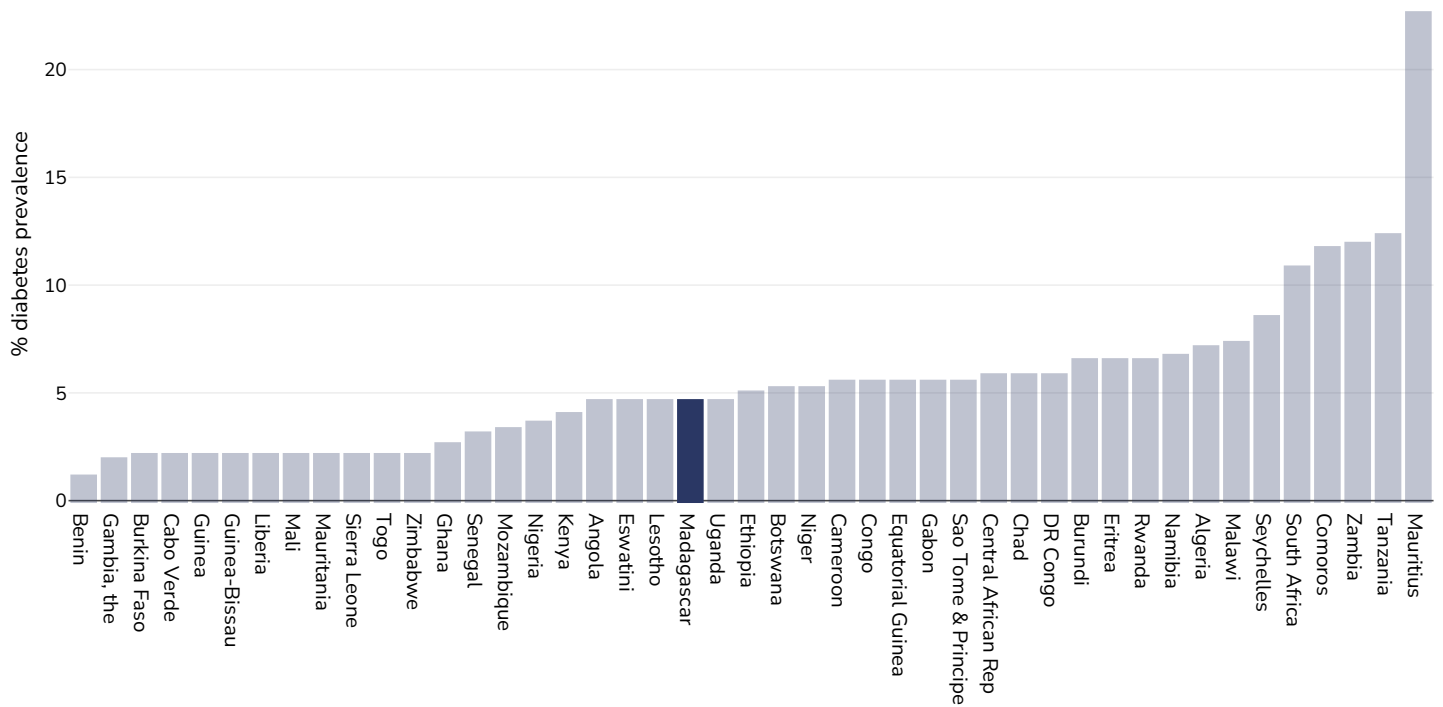
Global Health Observatory data repository, World Health Organisation,
<http://apps.who.int/gho/data/node.main.A869?lang=en>

Definitions:

Age Standardised % raised fasting blood glucose (≥ 7.0 mmol/L or on medication).

Diabetes prevalence

Adults, 2021



Age: 20-79

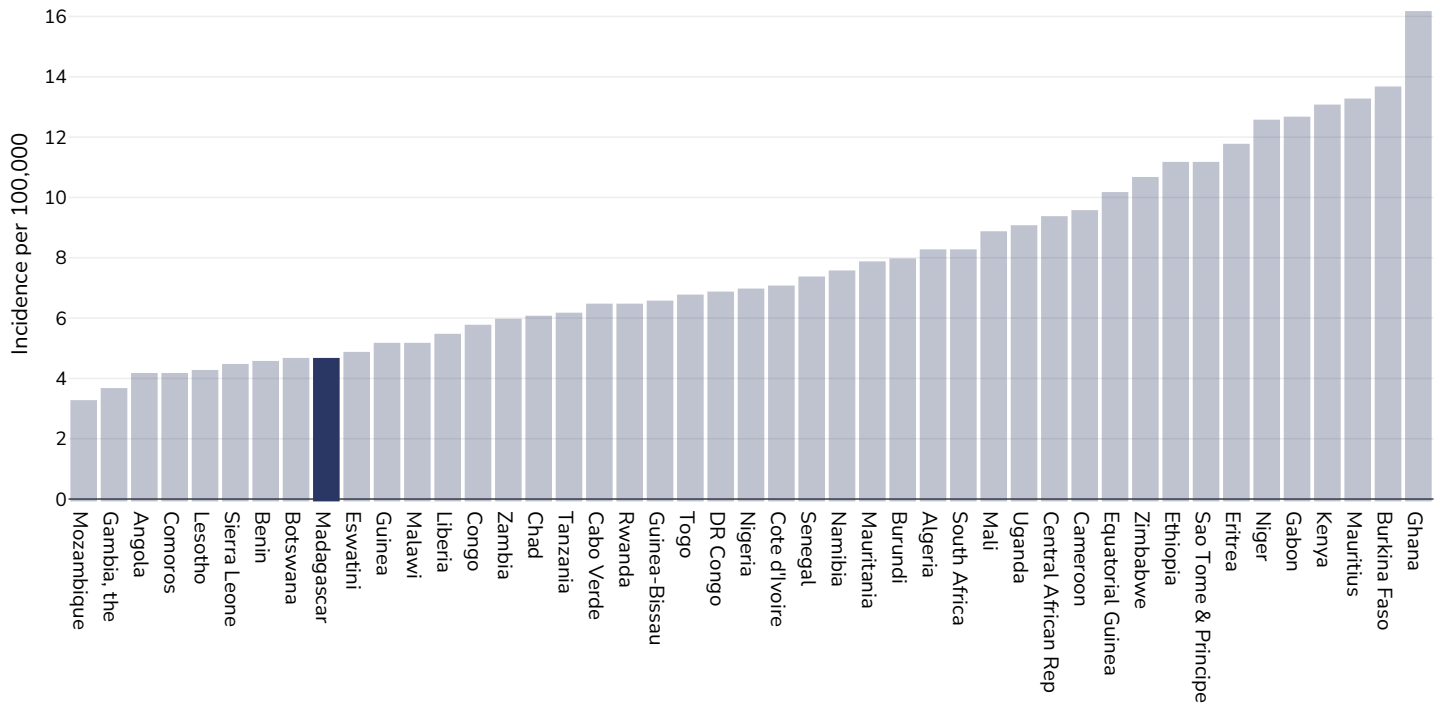
Area covered: National

References: Reproduced with kind permission International Diabetes Federation. IDF Diabetes Atlas, 10th edn. Brussels, Belgium:International Diabetes Federation, 2021. <http://www.diabetesatlas.org>

Definitions: Age-adjusted comparative prevalence of diabetes, %

Ovarian Cancer

Women, 2022



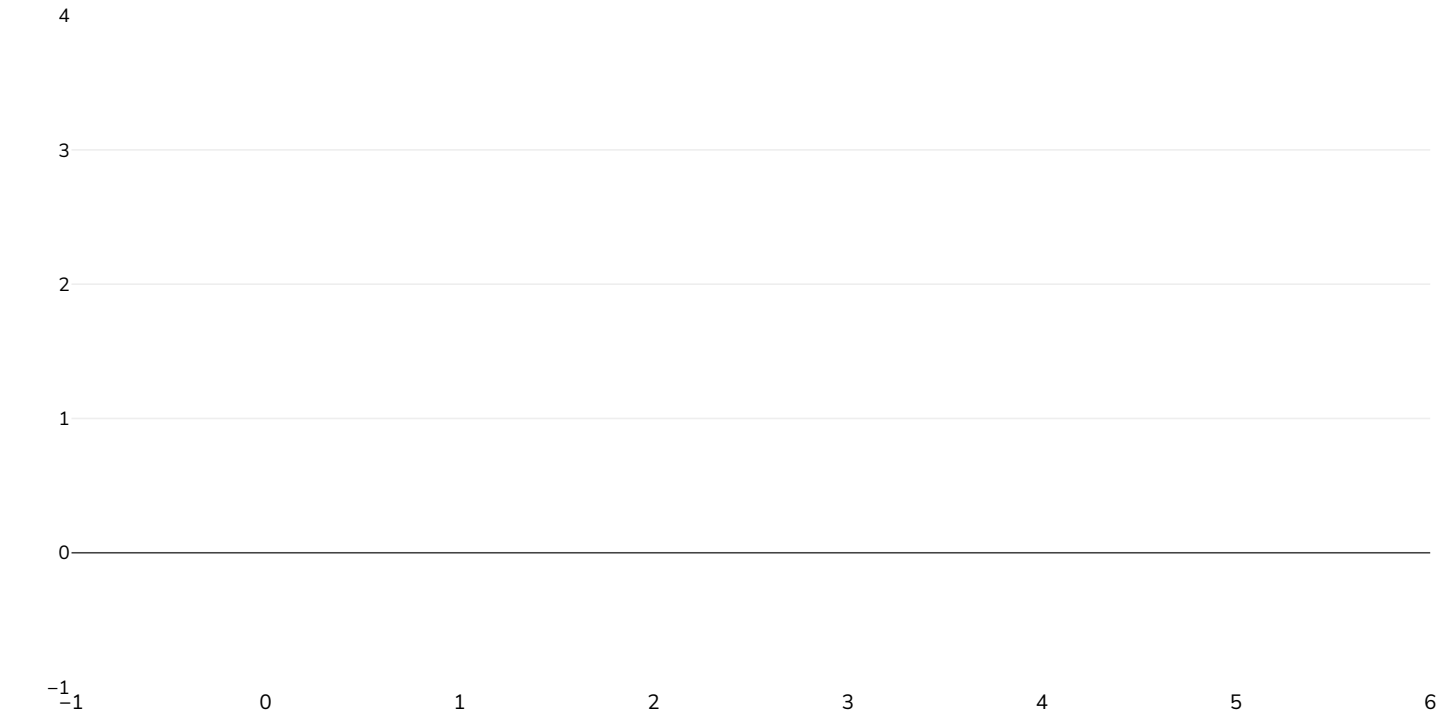
Age: 20+

References: Ferlay J, Ervik M, Lam F, Laversanne M, Colombet M, Mery L, Piñeros M, Znaor A, Soerjomataram I, Bray F (2024). Global Cancer Observatory: Cancer Today. Lyon, France: International Agency for Research on Cancer. Available from: <https://gco.iarc.who.int/today>, accessed [16.07.24]

Definitions: Incidence per 100,000

Leukemia

Men, 2022



Age: 20+

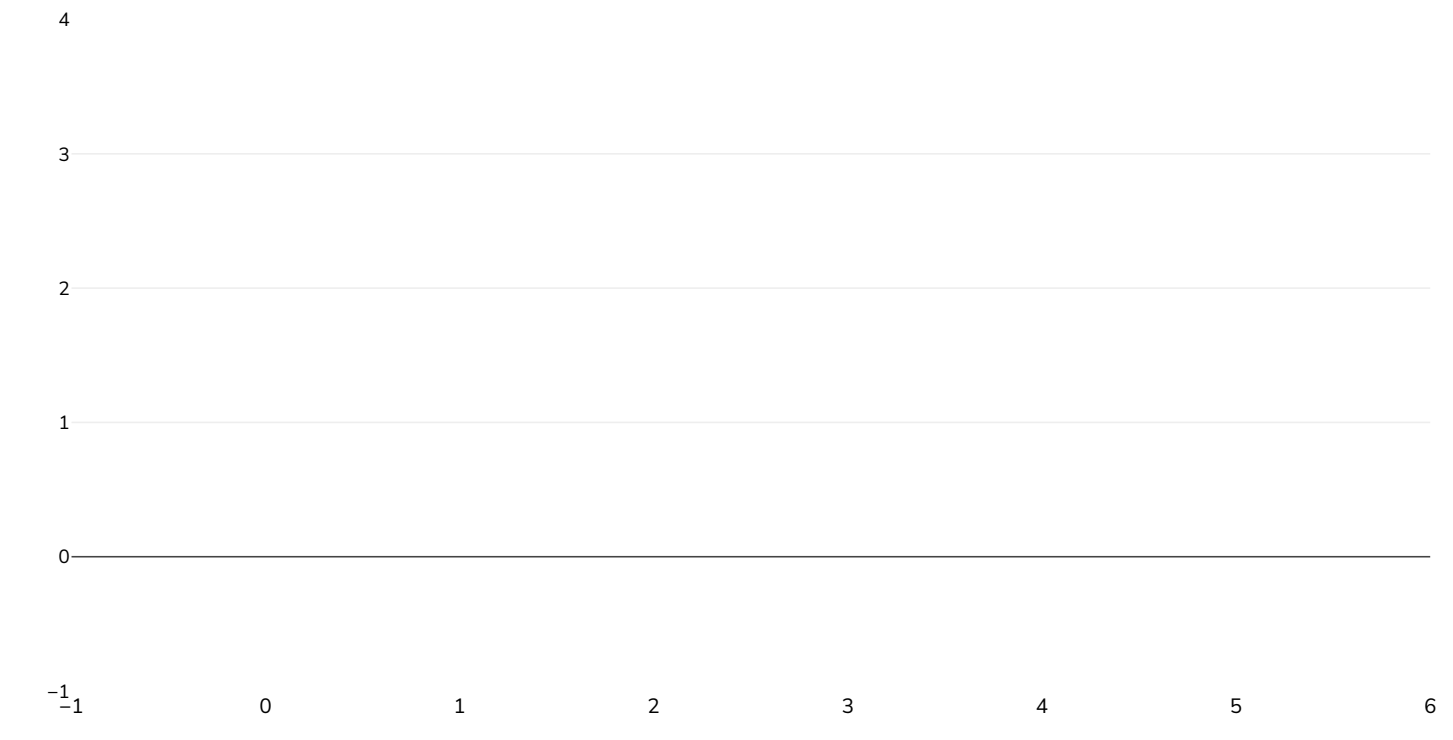
Area covered: National

References: Ferlay J, Ervik M, Lam F, Laversanne M, Colombet M, Mery L, Piñeros M, Znaor A, Soerjomataram I, Bray F (2024). Global Cancer Observatory: Cancer Today. Lyon, France: International Agency for Research on Cancer. Available from: <https://gco.iarc.who.int/today>, accessed [16.07.24]

Definitions: Incidence per 100,000

Unless otherwise noted, overweight refers to a BMI between 25kg and 29.9kg/m², obesity refers to a BMI greater than 30kg/m².

Women, 2022



Age: 20+

Area covered: National

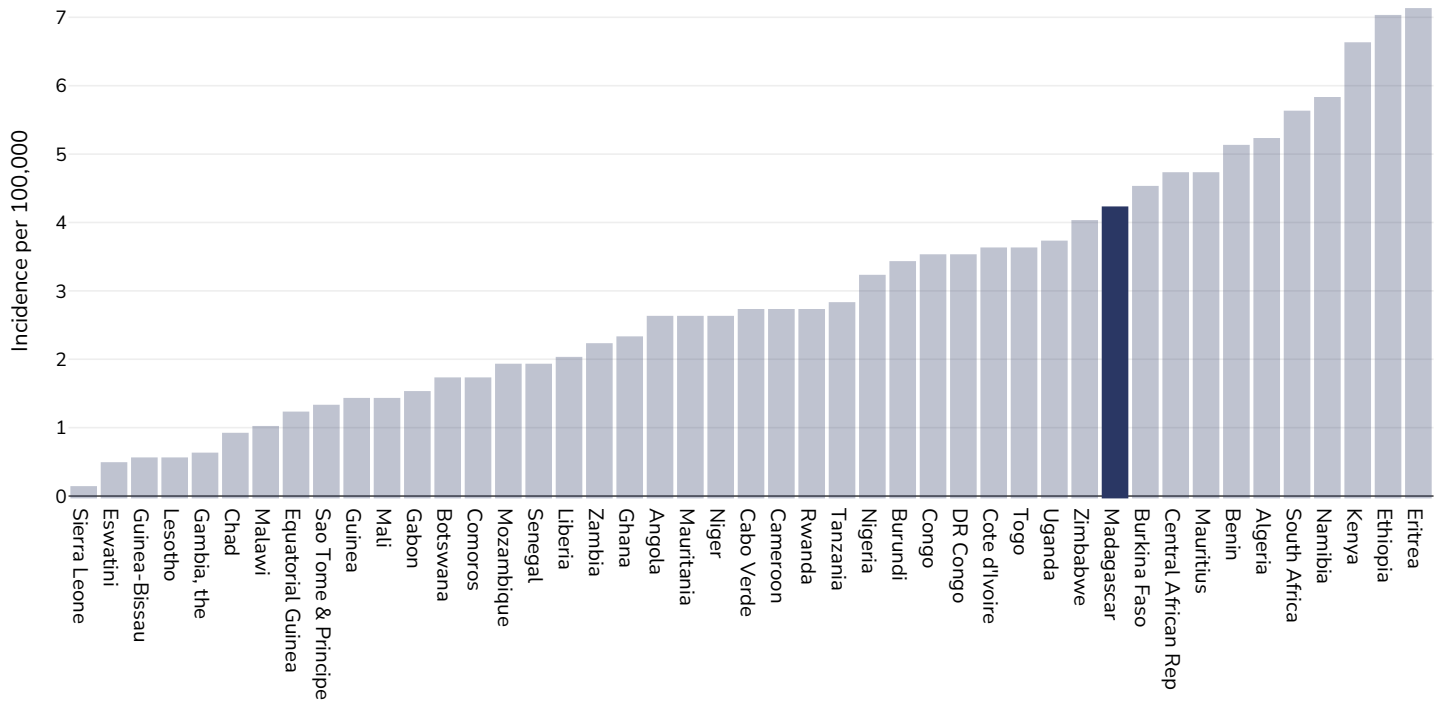
References: Ferlay J, Ervik M, Lam F, Laversanne M, Colombet M, Mery L, Piñeros M, Znaor A, Soerjomataram I, Bray F (2024). Global Cancer Observatory: Cancer Today. Lyon, France: International Agency for Research on Cancer. Available from: <https://gco.iarc.who.int/today>, accessed [16.07.24]

Definitions: Incidence per 100,000

Unless otherwise noted, overweight refers to a BMI between 25kg and 29.9kg/m², obesity refers to a BMI greater than 30kg/m².

Leukemia

Men, 2022



Age: 20+

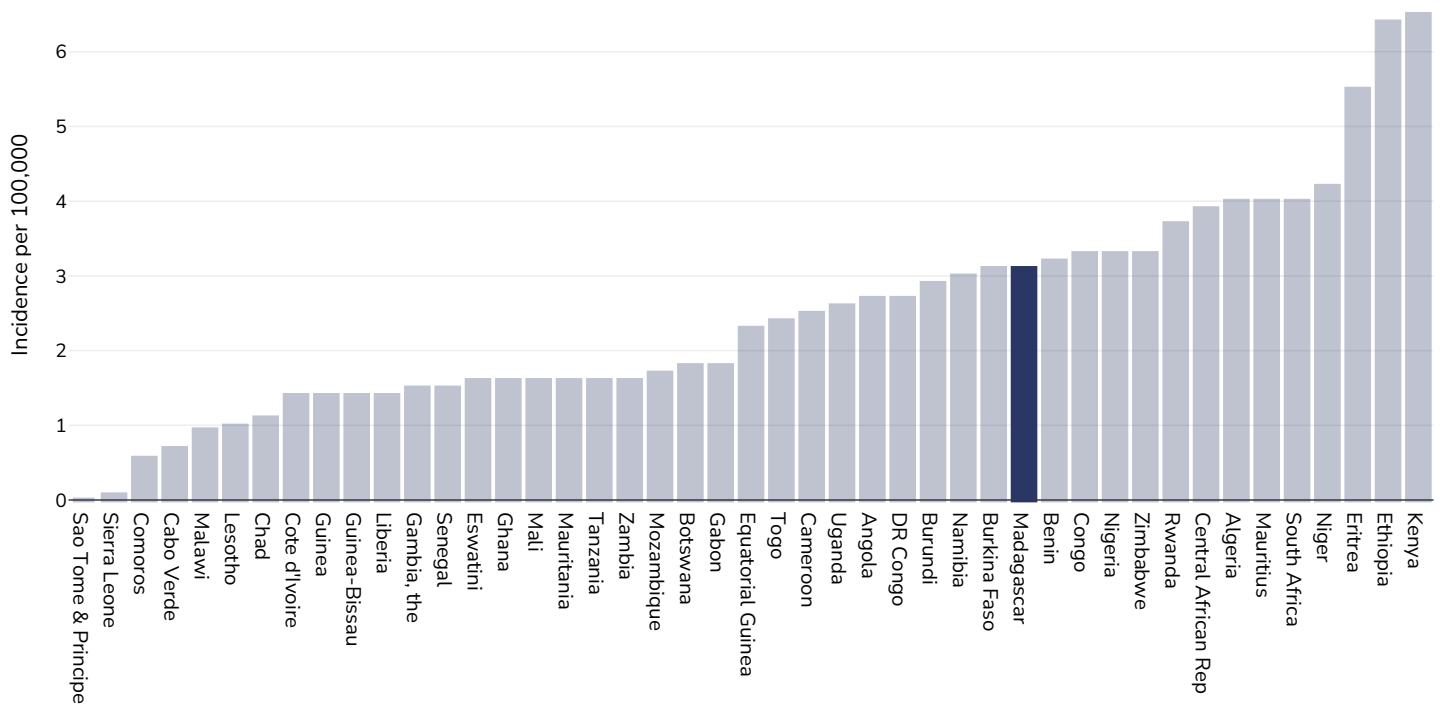
Area covered: National

References: Ferlay J, Ervik M, Lam F, Laversanne M, Colombet M, Mery L, Piñeros M, Znaor A, Soerjomataram I, Bray F (2024). Global Cancer Observatory: Cancer Today. Lyon, France: International Agency for Research on Cancer. Available from: <https://gco.iarc.who.int/today>, accessed [16.07.24]

Definitions: Incidence per 100,000

Unless otherwise noted, overweight refers to a BMI between 25kg and 29.9kg/m², obesity refers to a BMI greater than 30kg/m².

Women, 2022



Age: 20+

Area covered: National

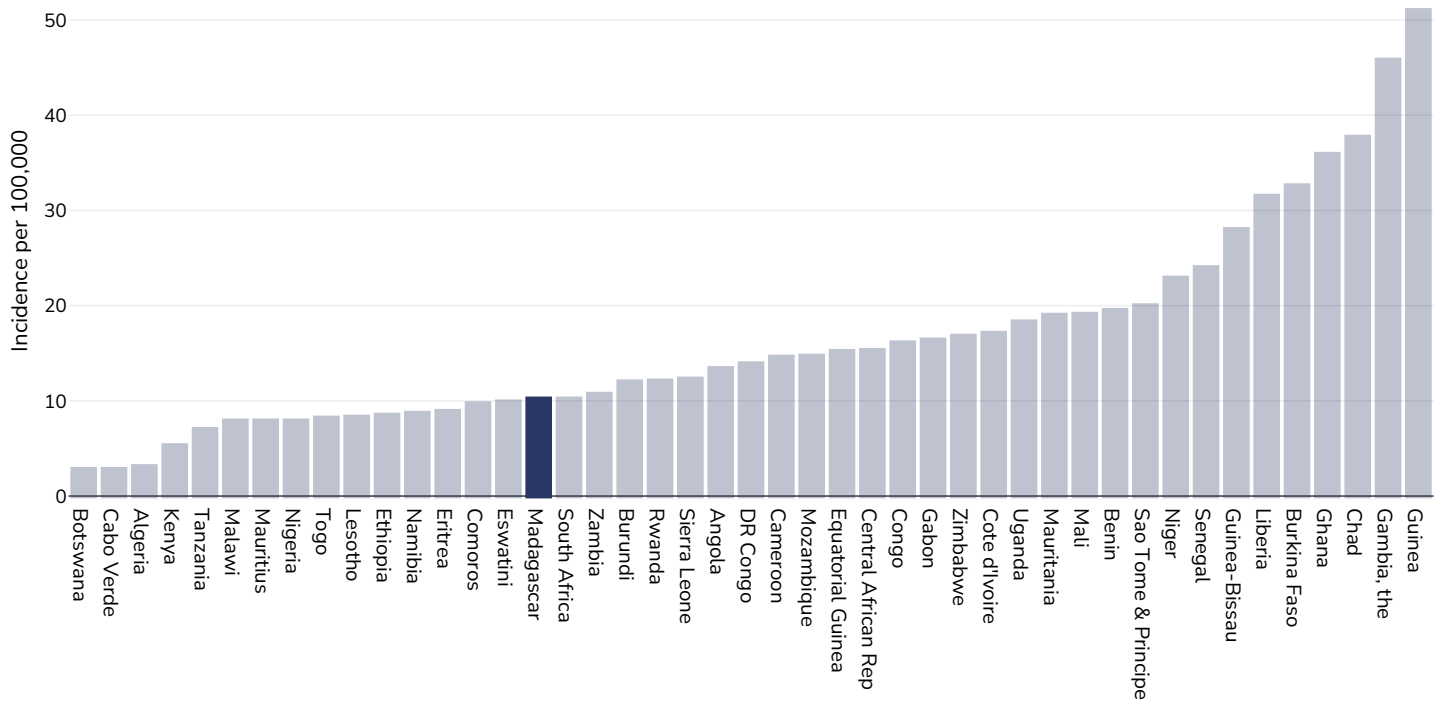
References: Ferlay J, Ervik M, Lam F, Laversanne M, Colombet M, Mery L, Piñeros M, Znaor A, Soerjomataram I, Bray F (2024). Global Cancer Observatory: Cancer Today. Lyon, France: International Agency for Research on Cancer. Available from: <https://gco.iarc.who.int/today>, accessed [16.07.24]

Definitions: Incidence per 100,000

Unless otherwise noted, overweight refers to a BMI between 25kg and 29.9kg/m², obesity refers to a BMI greater than 30kg/m².

Liver and intrahepatic bile duct Cancer

Men, 2022



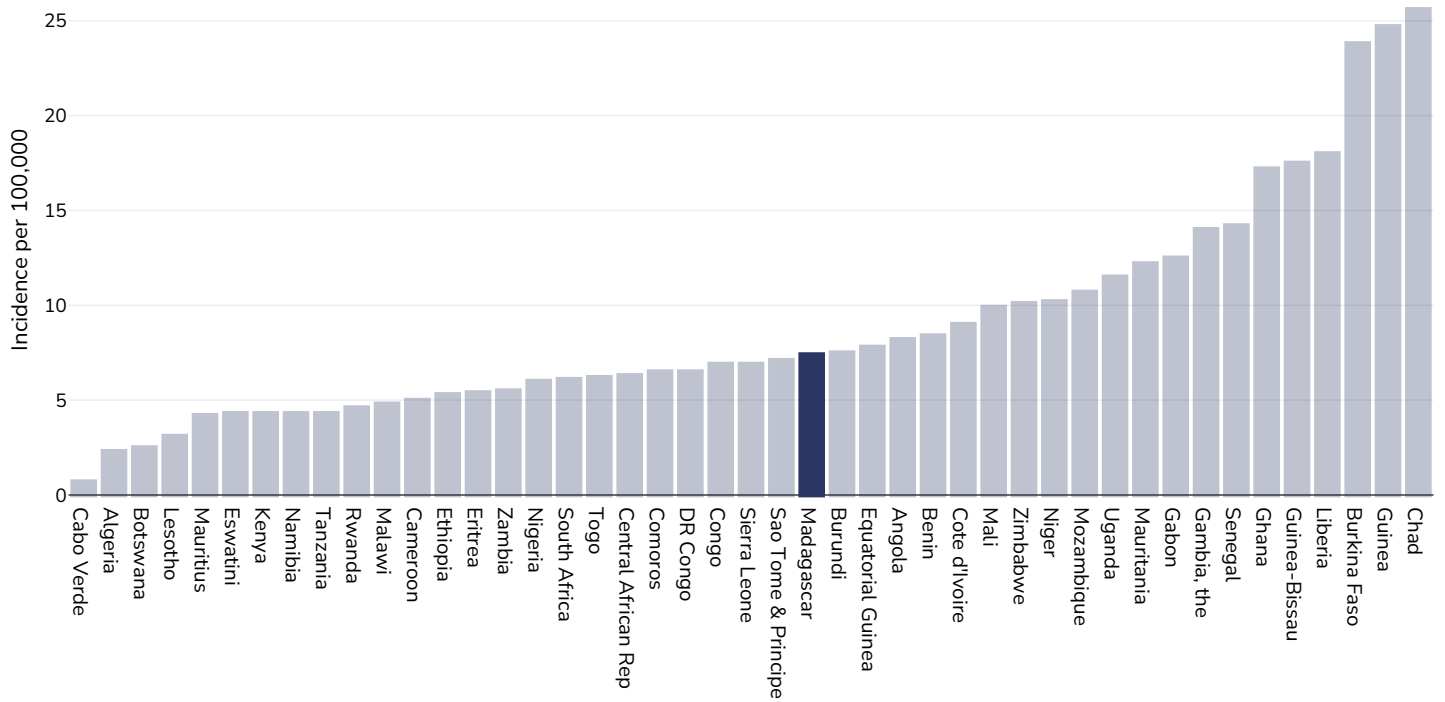
Age: 20+

Area covered: National

References: Ferlay J, Ervik M, Lam F, Laversanne M, Colombet M, Mery L, Piñeros M, Znaor A, Soerjomataram I, Bray F (2024). Global Cancer Observatory: Cancer Today. Lyon, France: International Agency for Research on Cancer. Available from: <https://gco.iarc.who.int/today>, accessed [16.07.24]

Definitions: Incidence per 100,000

Women, 2022



Age: 20+

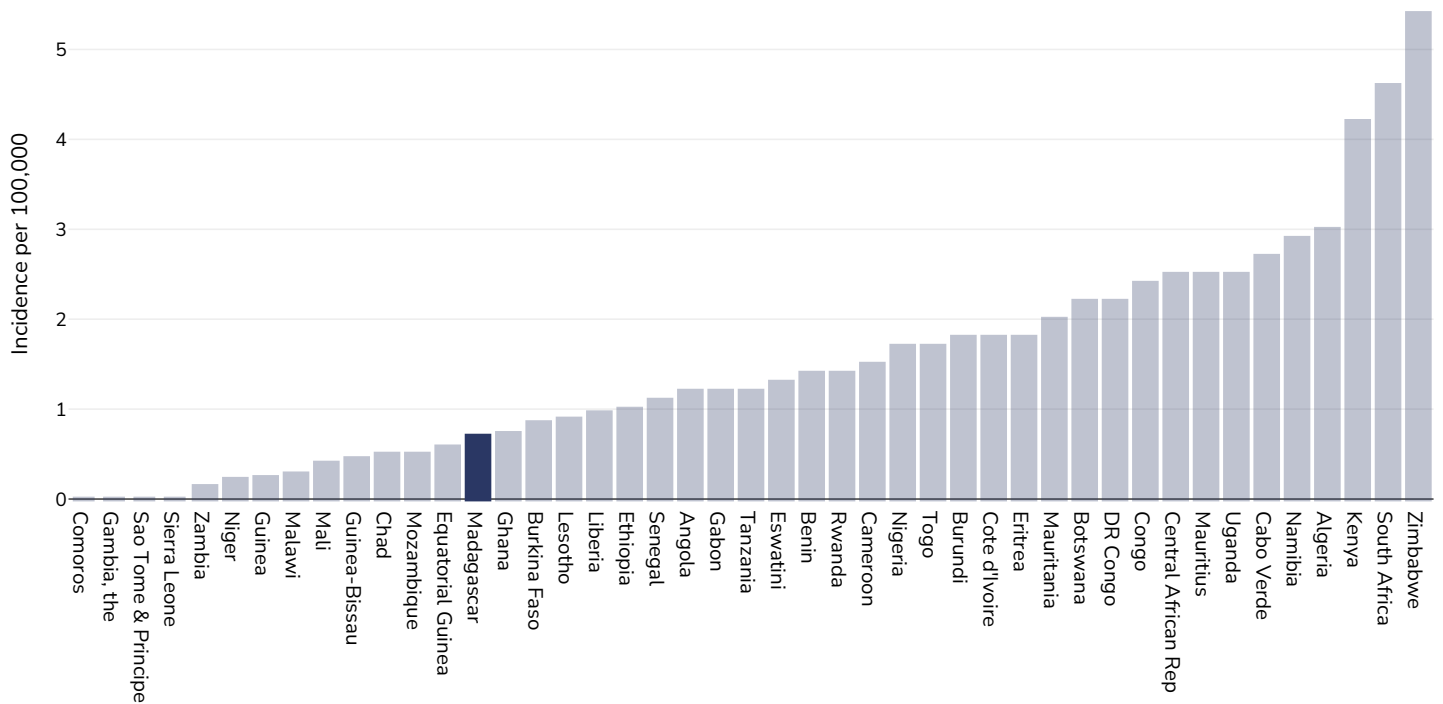
Area covered: National

References: Ferlay J, Ervik M, Lam F, Laversanne M, Colombet M, Mery L, Piñeros M, Znaor A, Soerjomataram I, Bray F (2024). Global Cancer Observatory: Cancer Today. Lyon, France: International Agency for Research on Cancer. Available from: <https://gco.iarc.who.int/today>, accessed [16.07.24]

Definitions: Incidence per 100,000

Multiple Myeloma

Men, 2022



Age: 20+

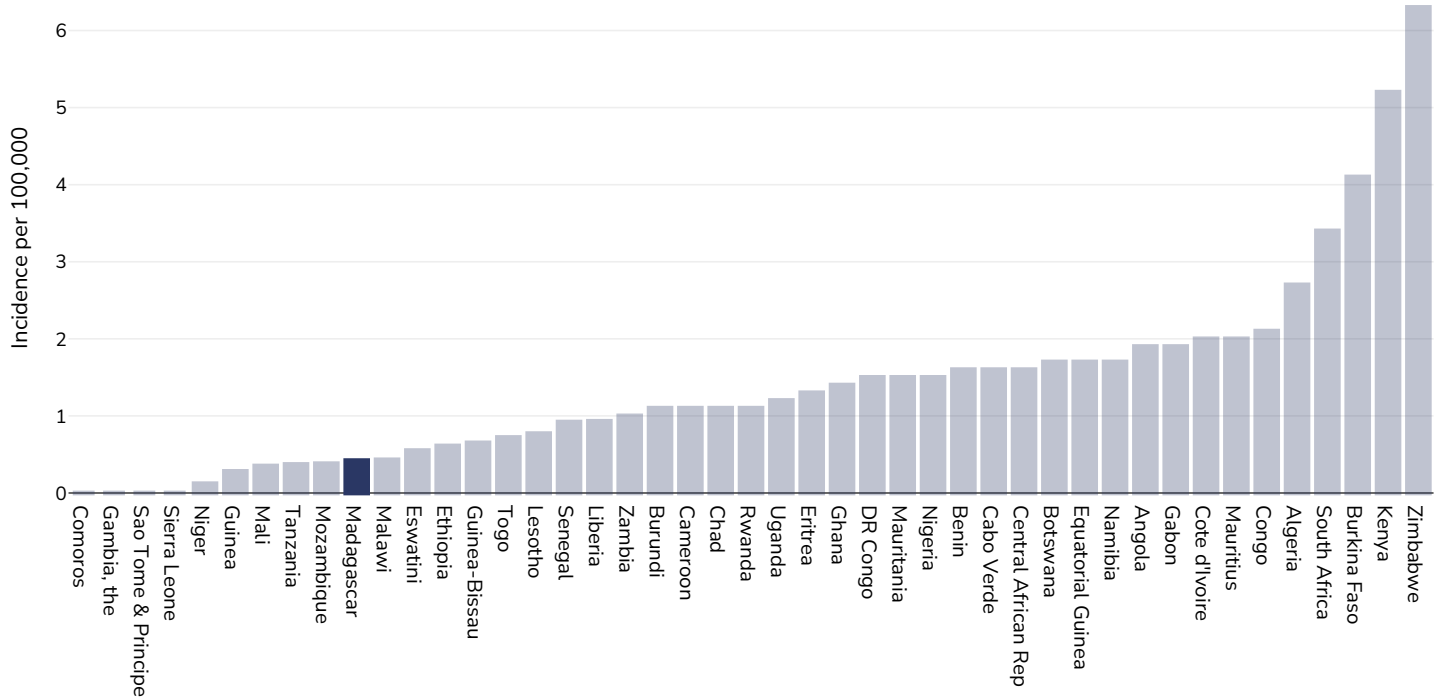
Area covered: National

References: Ferlay J, Ervik M, Lam F, Laversanne M, Colombet M, Mery L, Piñeros M, Znaor A, Soerjomataram I, Bray F (2024). Global Cancer Observatory: Cancer Today. Lyon, France: International Agency for Research on Cancer. Available from: <https://gco.iarc.who.int/today>, accessed [16.07.24]

Definitions: Incidence per 100,000

Unless otherwise noted, overweight refers to a BMI between 25kg and 29.9kg/m², obesity refers to a BMI greater than 30kg/m².

Women, 2022



Age: 20+

Area covered: National

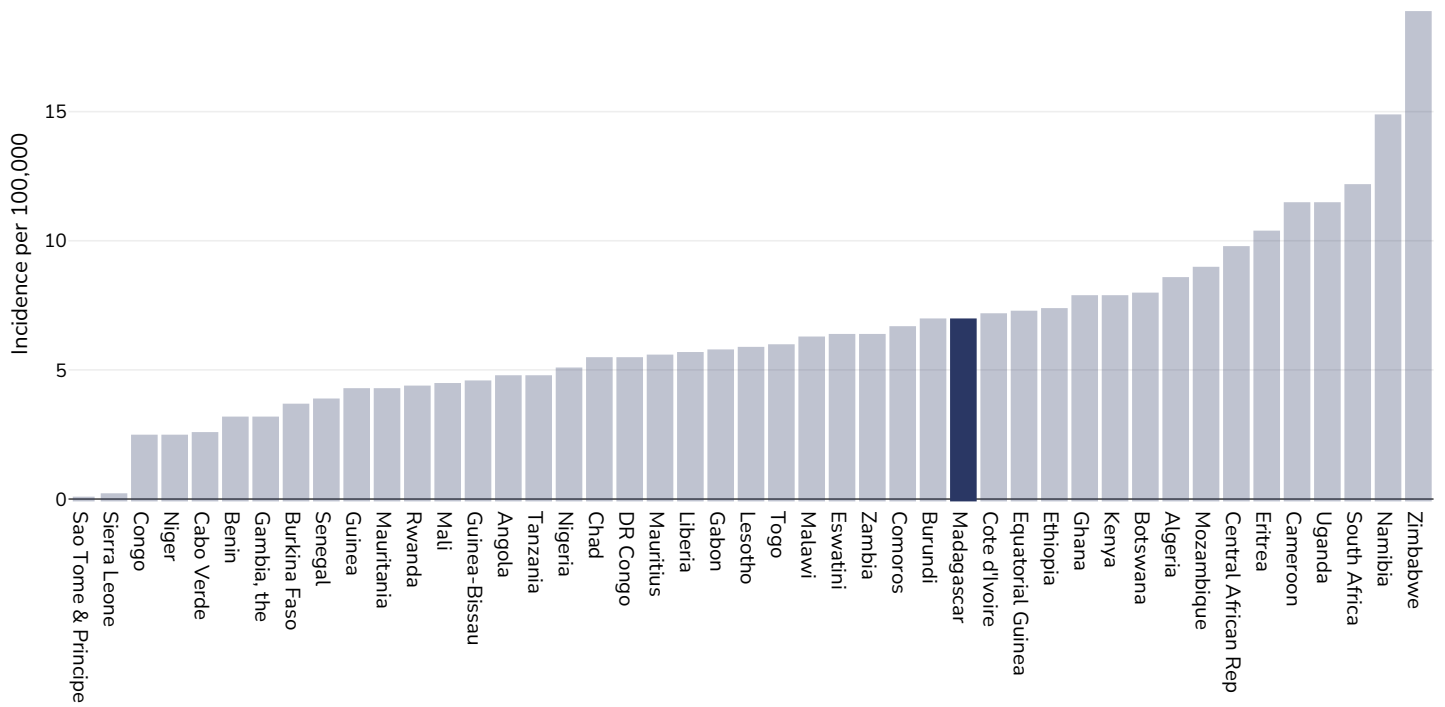
References: Ferlay J, Ervik M, Lam F, Laversanne M, Colombet M, Mery L, Piñeros M, Znaor A, Soerjomataram I, Bray F (2024). Global Cancer Observatory: Cancer Today. Lyon, France: International Agency for Research on Cancer. Available from: <https://gco.iarc.who.int/today>, accessed [16.07.24]

Definitions: Incidence per 100,000

Unless otherwise noted, overweight refers to a BMI between 25kg and 29.9kg/m², obesity refers to a BMI greater than 30kg/m².

Non Hodgkin Lymphoma

Men, 2022



Age: 20+

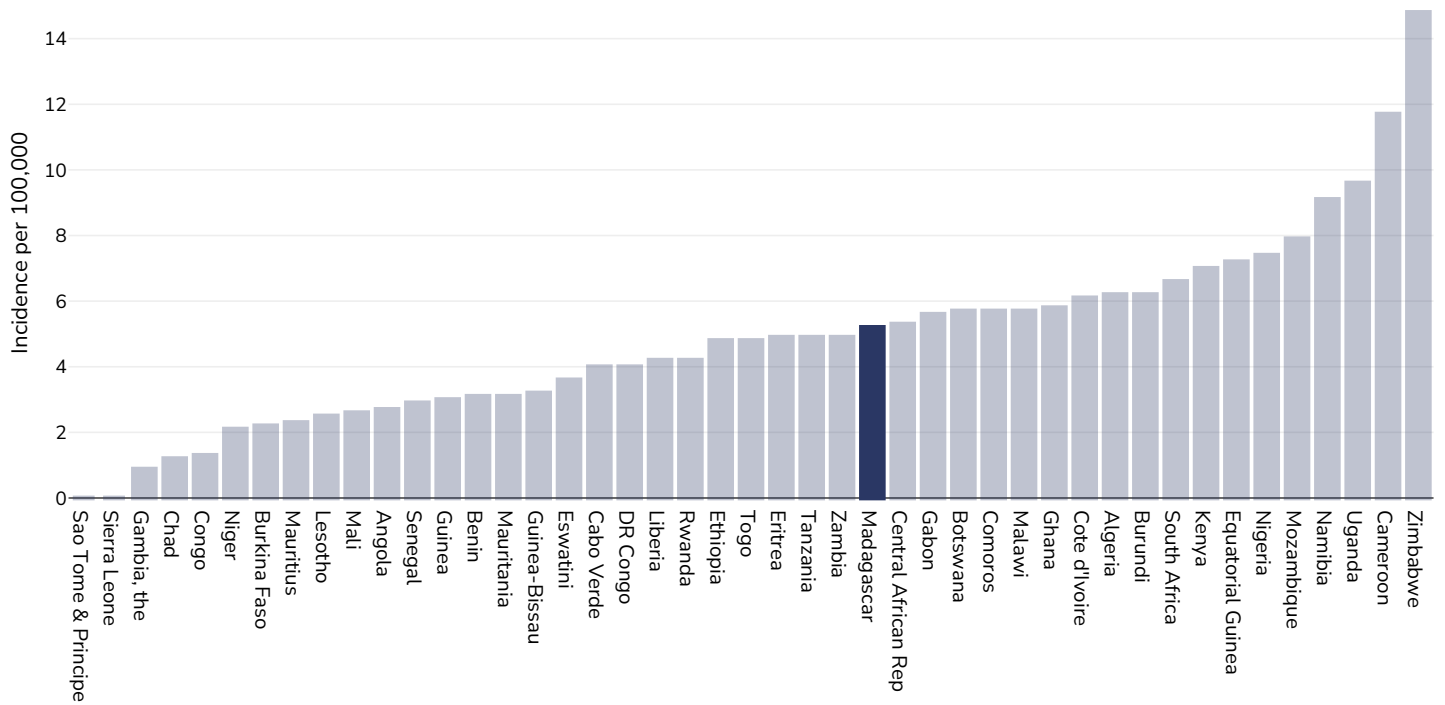
Area covered: National

References: Ferlay J, Ervik M, Lam F, Laversanne M, Colombet M, Mery L, Piñeros M, Znaor A, Soerjomataram I, Bray F (2024). Global Cancer Observatory: Cancer Today. Lyon, France: International Agency for Research on Cancer. Available from: <https://gco.iarc.who.int/today>, accessed [16.07.24]

Definitions: Incidence per 100,000

Unless otherwise noted, overweight refers to a BMI between 25kg and 29.9kg/m², obesity refers to a BMI greater than 30kg/m².

Women, 2022



Age: 20+

Area covered: National

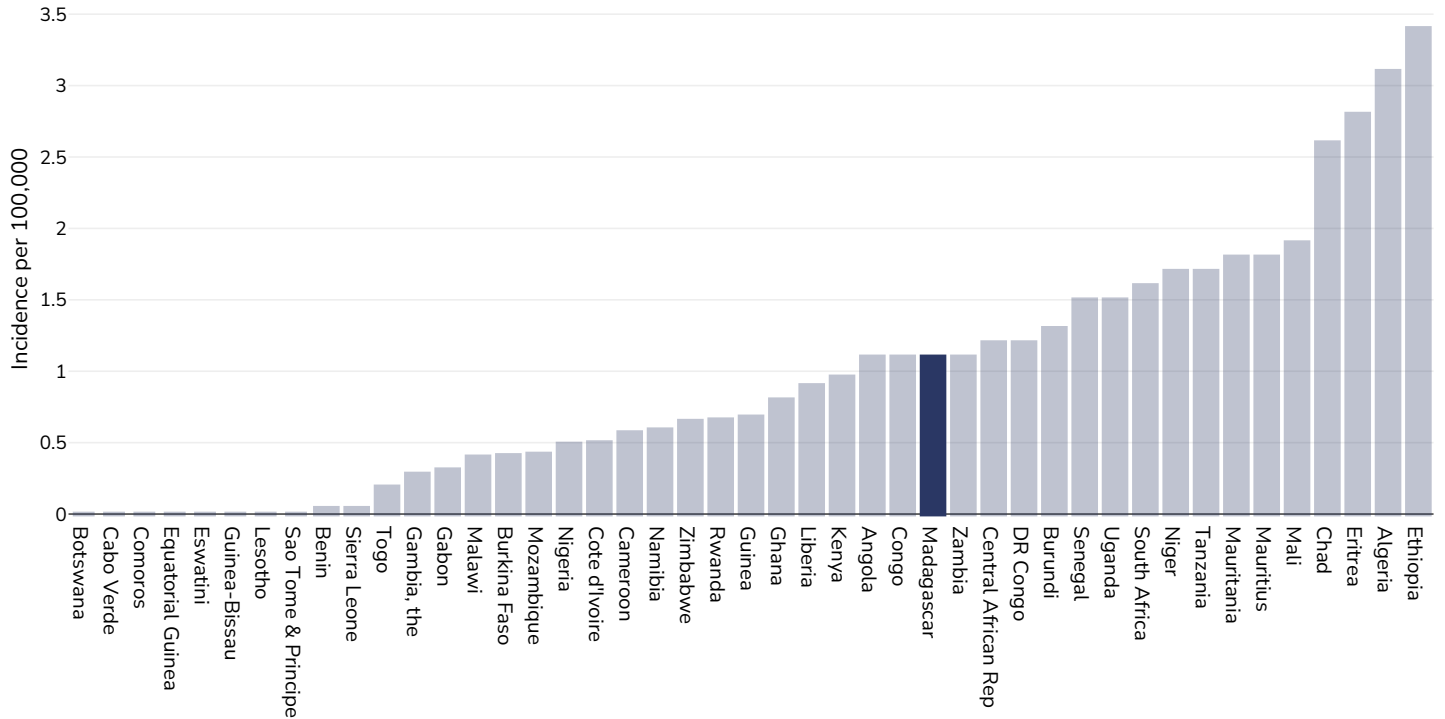
References: Ferlay J, Ervik M, Lam F, Laversanne M, Colombet M, Mery L, Piñeros M, Znaor A, Soerjomataram I, Bray F (2024). Global Cancer Observatory: Cancer Today. Lyon, France: International Agency for Research on Cancer. Available from: <https://gco.iarc.who.int/today>, accessed [16.07.24]

Definitions: Incidence per 100,000

Unless otherwise noted, overweight refers to a BMI between 25kg and 29.9kg/m², obesity refers to a BMI greater than 30kg/m².

Thyroid Cancer

Men, 2022



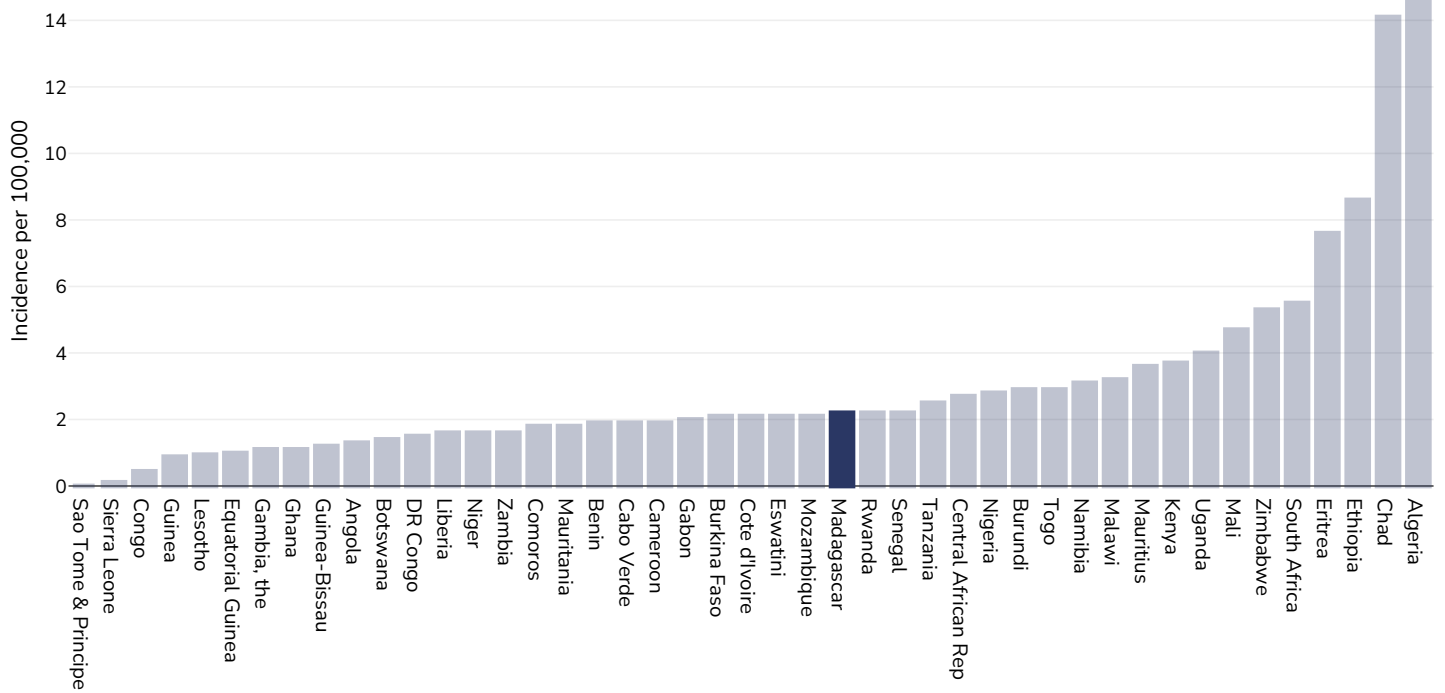
Age: 20+

Area covered: National

References: Ferlay J, Ervik M, Lam F, Laversanne M, Colombet M, Mery L, Piñeros M, Znaor A, Soerjomataram I, Bray F (2024). Global Cancer Observatory: Cancer Today. Lyon, France: International Agency for Research on Cancer. Available from: <https://gco.iarc.who.int/today>, accessed [16.07.24]

Definitions: Incidence per 100,000

Women, 2022



Age: 20+

Area covered: National

References: Ferlay J, Ervik M, Lam F, Laversanne M, Colombet M, Mery L, Piñeros M, Znaor A, Soerjomataram I, Bray F (2024). Global Cancer Observatory: Cancer Today. Lyon, France: International Agency for Research on Cancer. Available from: <https://gco.iarc.who.int/today>, accessed [16.07.24]

Definitions: Incidence per 100,000

Contextual factors

Disclaimer: These contextual factors should be interpreted with care. Results are updated as regularly as possible and use very specific criteria. The criteria used and full definitions are available for download at the bottom of this page.



Labelling

Is there mandatory nutrition labelling?	X
Front-of-package labelling?	X
Back-of-pack nutrition declaration?	X
Color coding?	X
Warning label?	X



Regulation and marketing

Are there fiscal policies on unhealthy products?	✗
Tax on unhealthy foods?	✗
Tax on unhealthy drinks?	✗
Are there fiscal policies on healthy products?	✗
Subsidy on fruits?	✗
Subsidy on vegetables?	✗
Subsidy on other healthy products?	✗
Mandatory limit or ban of trans fat (all settings)?	✗
Mandatory limit of trans fats in place (all settings)?	✗
Ban on trans-fats or phos in place (all settings)?	✗
Are there any mandatory policies/marketing restrictions on the promotion of unhealthy food/drinks to children?	✗
Mandatory restriction on broadcast media?	✗
Mandatory restriction on non-broadcast media?	✗
Voluntary policies/marketing restrictions on the promotion of unhealthy food/drinks to children?	✗
Are there mandatory standards for food in schools?	✗
Are there any mandatory nutrient limits in any manufactured food products?	✗
Nutrition standards for public sector procurement?	✗



Political will and support

National obesity strategy or nutrition and physical activity national strategy?	✗
National obesity strategy?	✗
National childhood obesity strategy?	✗
Comprehensive nutrition strategy?	✗
Comprehensive physical activity strategy?	✗
Evidence-based dietary guidelines and/or RDAs?	✗
National target(s) on reducing obesity?	✗
Guidelines/policy on obesity treatment?	✗
Promotion of breastfeeding?	✓



Monitoring and surveillance

Monitoring of the prevalence and incidence for the main obesity-related NCDs and risk factors?	✓
Within 5 years?	✓



Governance and resource

Multi-sectoral national co-ordination mechanism for obesity or nutrition (including obesity)?	✓
---	---

Key

✓ Present

✓_v Present

(voluntary)

✓ Incoming

✗ Absent

? Unknown