




Laos



Country report card - under-5s

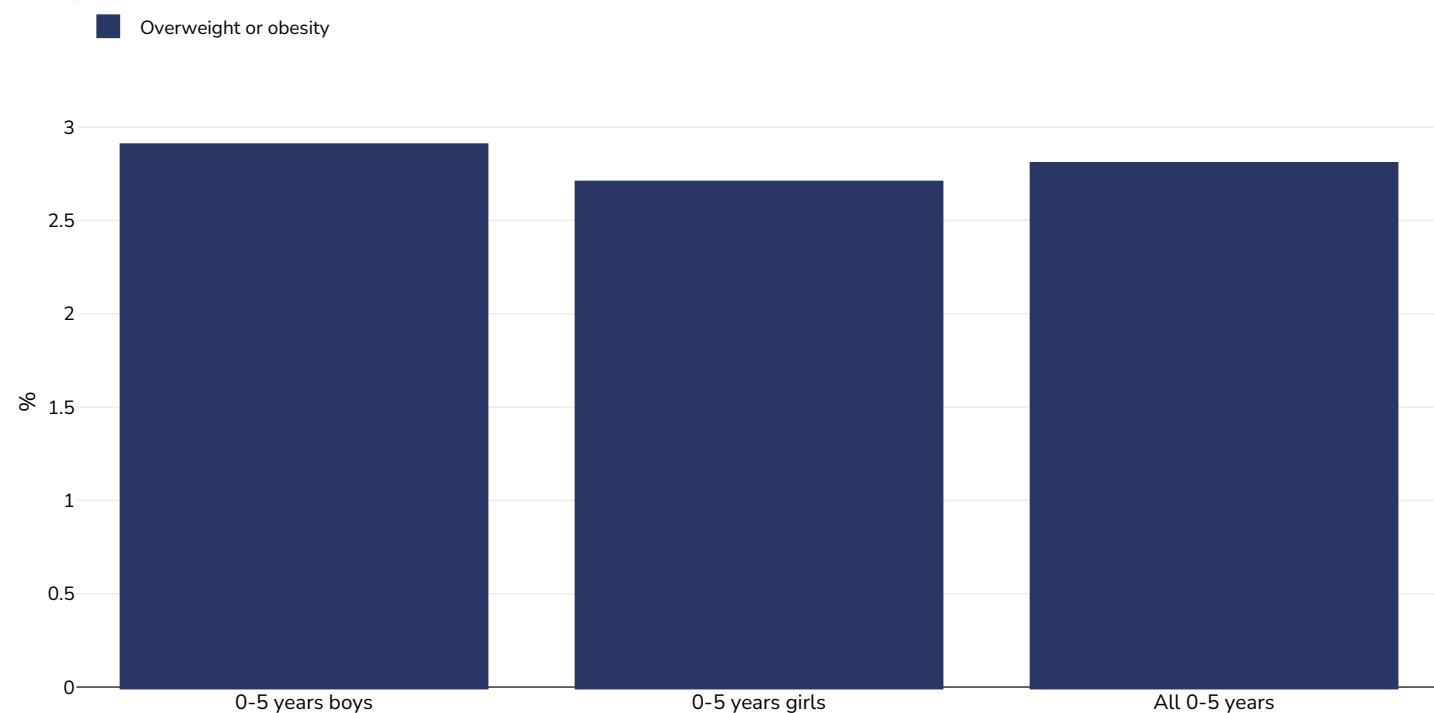
This report card contains the latest data available on the Global Obesity Observatory on overweight and obesity for children under 5. Where available, data on common and relevant obesity drivers and comorbidities are also presented.

View the latest version of this report on the Global Obesity Observatory at <https://data.worldobesity.org/country/laos-117/>.

Contents	Page
Obesity prevalence	3
Trend: % of 0-5 year olds living with overweight or obesity	4
Trend: % of 0-5 year olds living with overweight or obesity by region, 2000-2023	5
Overweight/obesity by education	6
Overweight/obesity by region	7
Overweight/obesity by socio-economic group	8
Double burden of underweight & overweight	□
% Infants exclusively breastfed 0-5 months	10

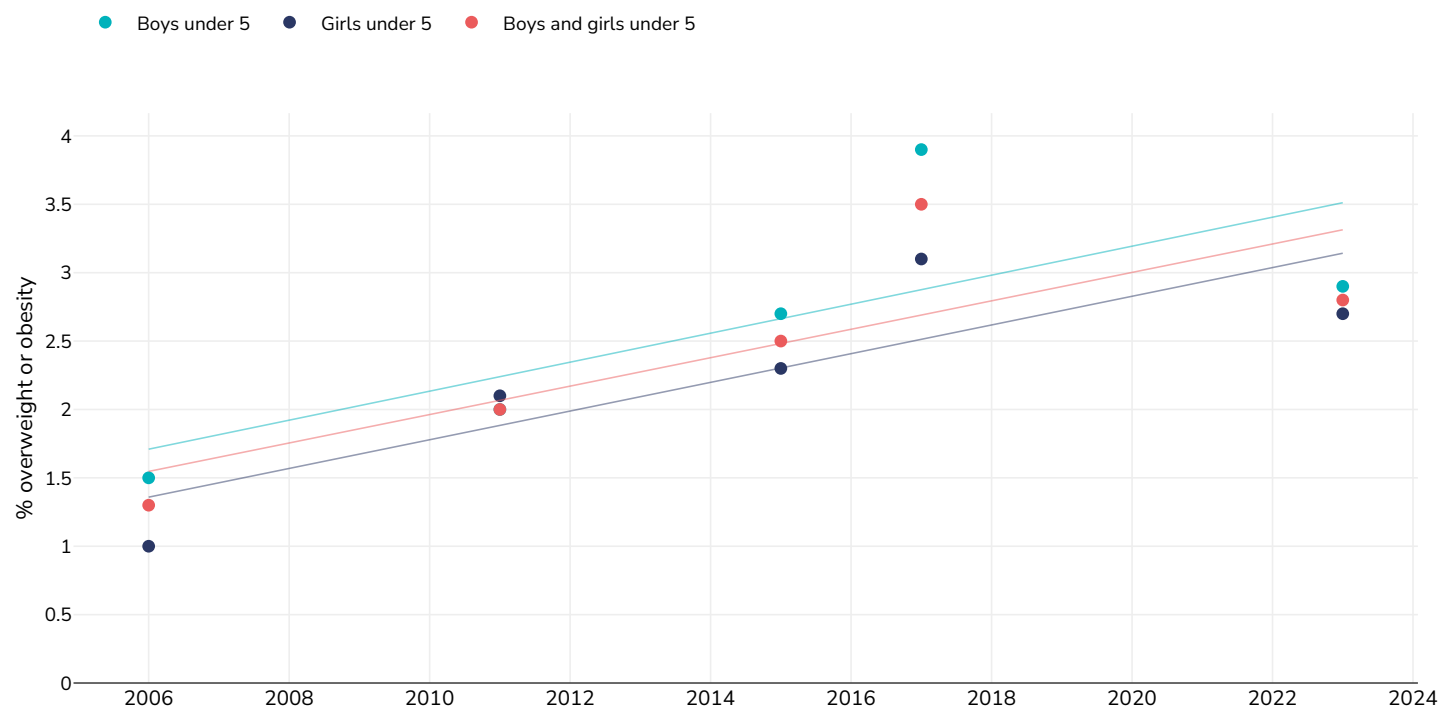
Obesity prevalence

0-5 years, 2023



Survey type:	Measured
Age:	0-5
Sample size:	8063
Area covered:	National
References:	Lao Statistics Bureau and United Nations Children's Fund (UNICEF). 2025. Lao Social Indicator Survey III, 2023, Survey Findings Report. Vientiane, Lao PDR: Lao Statistics Bureau and UNICEF.
Definitions:	Percentage of children under 5 years of age falling above 2 standard deviations (moderate and severe) from the median weight-for-height of the reference population.
Cutoffs:	=>+2SD

% of 0-5 year olds living with overweight or obesity



Survey type:

Measured

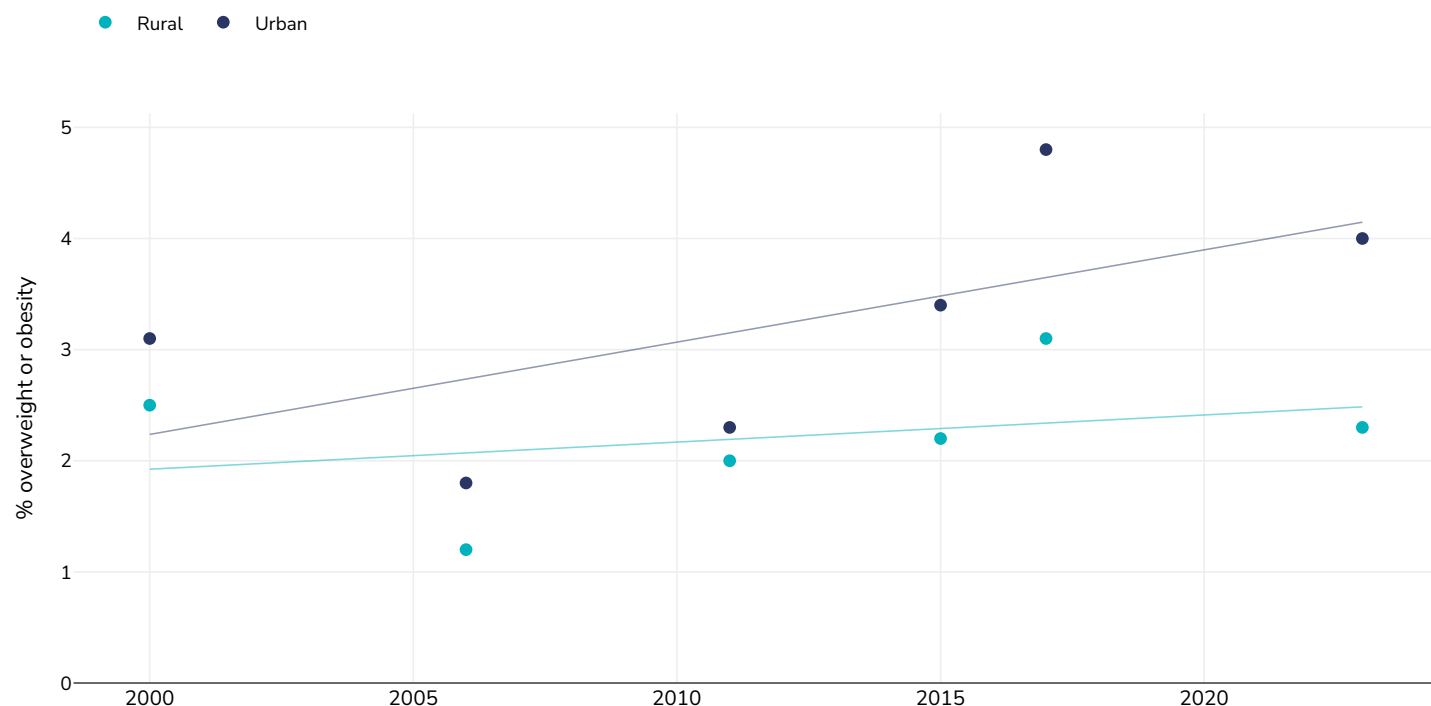
References:

2006: MICS: Lao PDR multiple indicator cluster survey 2006, final report. Vientiane, Lao PDR: Department of Statistics and UNICEF, 2008
 2011: MICS-DHS: Lao social indicator survey LSIS (MICS/DHS). Vientiane, Lao PDR: MoH and LSB, 2012
 2015: Other: Lao Child Anthropometry Assessment Survey: Add-On to the 2015 National Immunization Survey, Final Report, February 2016
 2017: MICS-DHS: Lao Social Indicator Survey II 2017, Survey Findings Report. Vientiane, Lao PDR: Lao Statistics Bureau and UNICEF
 2023: Lao Statistics Bureau and United Nations Children's Fund (UNICEF). 2025. Lao Social Indicator Survey III, 2023, Survey Findings Report. Vientiane, Lao PDR: Lao Statistics Bureau and UNICEF.

Unless otherwise noted, overweight refers to a BMI between 25kg and 29.9kg/m², obesity refers to a BMI greater than 30kg/m².

Different methodologies may have been used to collect this data and so data from different surveys may not be strictly comparable. Please check with original data sources for methodologies used.

% of 0-5 year olds living with overweight or obesity by region, 2000-2023



Survey type:

Measured

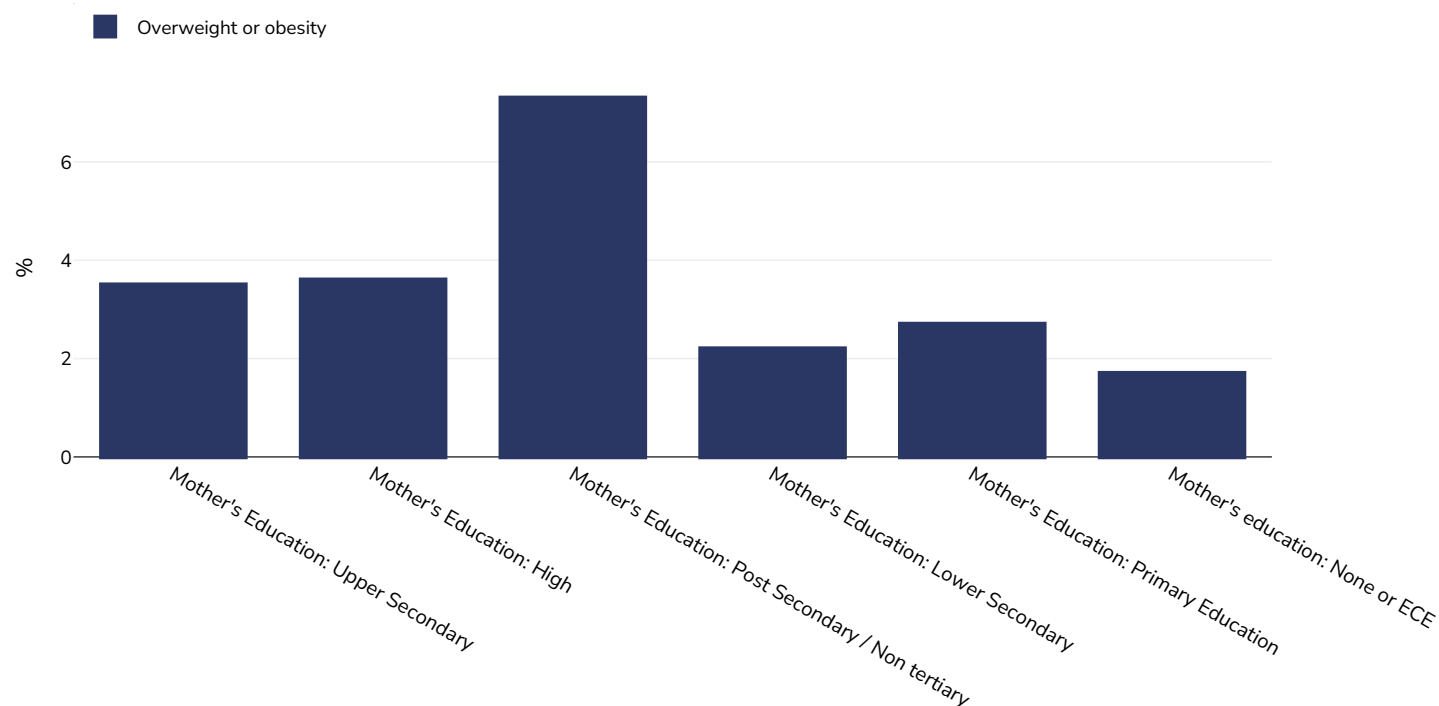
References:

- 2000: MICS: Laos Multiple Indicator Cluster Survey 2000. New York, United States: United Nations Children's Fund (UNICEF).
 2006: MICS: Lao PDR multiple indicator cluster survey 2006, final report. Vientiane, Lao PDR: Department of Statistics and UNICEF, 2008
 2011: MICS-DHS: Lao social indicator survey LSIS (MICS/DHS). Vientiane, Lao PDR: MoH and LSB, 2012
 2015: Other: Lao Child Anthropometry Assessment Survey: Add-On to the 2015 National Immunization Survey, Final Report, February 2016
 2017: MICS-DHS: Lao Social Indicator Survey II 2017, Survey Findings Report. Vientiane, Lao PDR: Lao Statistics Bureau and UNICEF
 2023: Lao Statistics Bureau and United Nations Children's Fund (UNICEF). 2025. Lao Social Indicator Survey III, 2023, Survey Findings Report. Vientiane, Lao PDR: Lao Statistics Bureau and UNICEF.

Different methodologies may have been used to collect this data and so data from different surveys may not be strictly comparable. Please check with original data sources for methodologies used.

Overweight/obesity by education

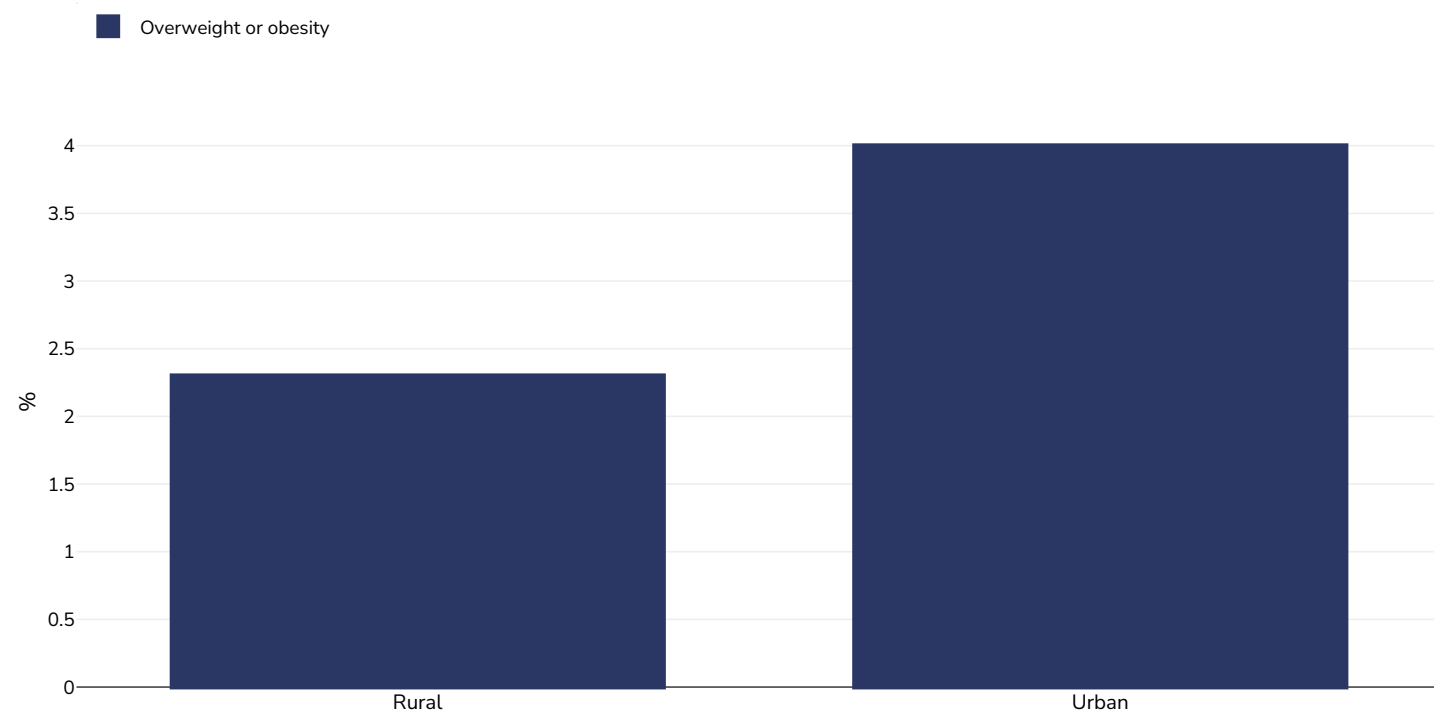
0-5 years, 2023



Survey type:	Measured
Sample size:	8063
Area covered:	National
References:	Lao Statistics Bureau and United Nations Children's Fund (UNICEF). 2025. Lao Social Indicator Survey III, 2023, Survey Findings Report. Vientiane, Lao PDR: Lao Statistics Bureau and UNICEF.
Definitions:	Percentage of children under 5 years of age falling above 2 standard deviations (moderate and severe) from the median weight-for-height of the reference population.
Cutoffs:	=>+2SD

Overweight/obesity by region

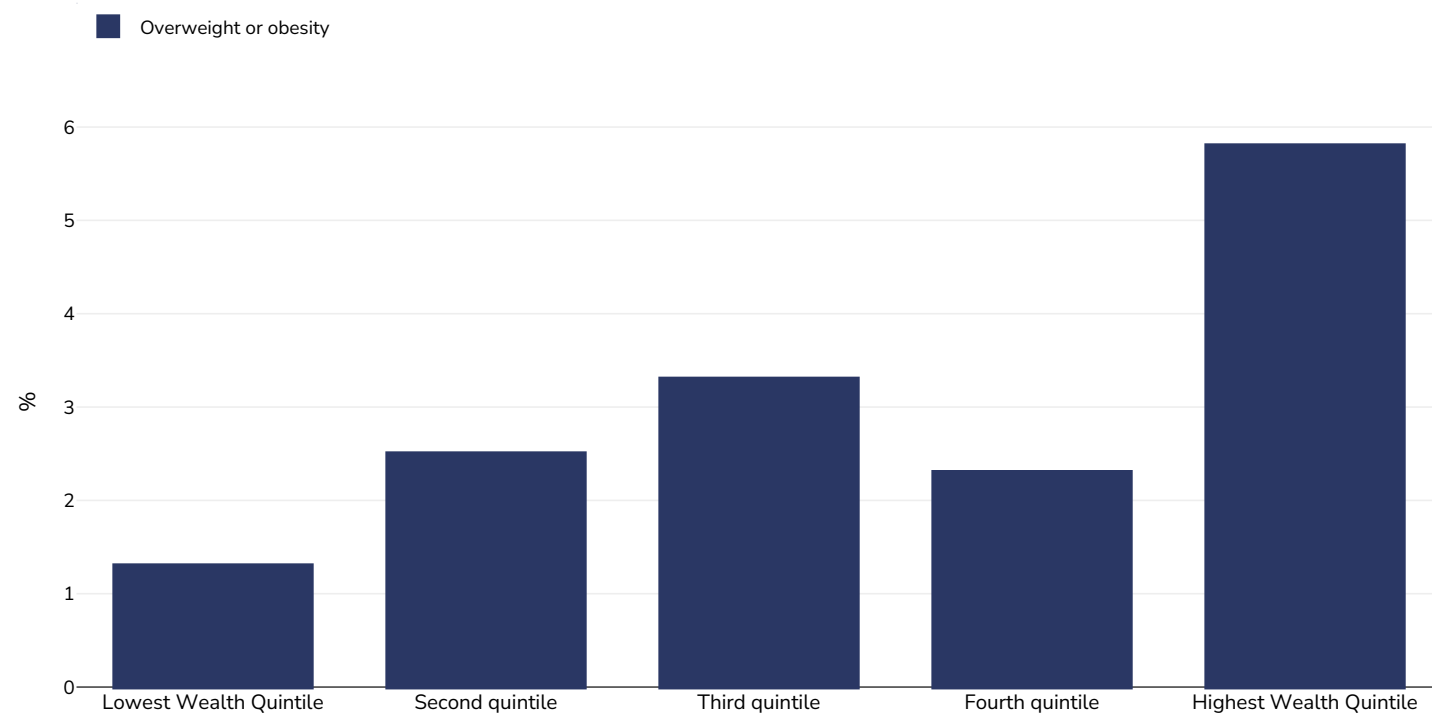
0-5 years, 2023



Survey type:	Measured
Sample size:	8063
Area covered:	National
References:	Lao Statistics Bureau and United Nations Children's Fund (UNICEF). 2025. Lao Social Indicator Survey III, 2023, Survey Findings Report. Vientiane, Lao PDR: Lao Statistics Bureau and UNICEF.
Definitions:	Percentage of children under 5 years of age falling above 2 standard deviations (moderate and severe) from the median weight-for-height of the reference population.
Cutoffs:	=>+2SD

Overweight/obesity by socio-economic group

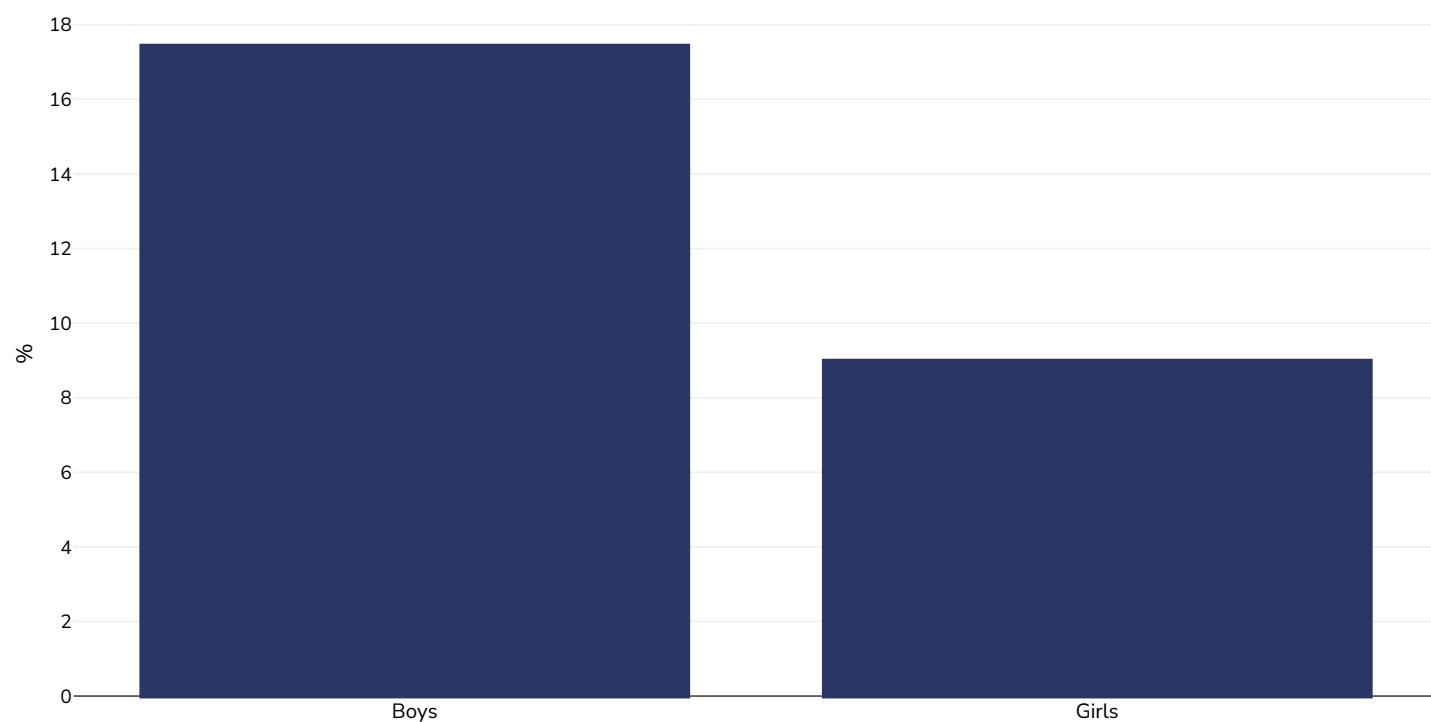
0-5 years, 2023



Survey type:	Measured
Sample size:	8063
Area covered:	National
References:	Lao Statistics Bureau and United Nations Children's Fund (UNICEF). 2025. Lao Social Indicator Survey III, 2023, Survey Findings Report. Vientiane, Lao PDR: Lao Statistics Bureau and UNICEF.
Definitions:	Percentage of children under 5 years of age falling above 2 standard deviations (moderate and severe) from the median weight-for-height of the reference population.
Cutoffs:	=>+2SD

Double burden of underweight & overweight

0-5 years, 2017-2017



Survey type: Measured

Age: 0-5

References: UNICEF data available at <https://data.unicef.org/topic/nutrition/malnutrition/> (last accessed 12.03.25)

Notes: Children under 5 falling below -2 standard deviations from the median height for age and falling at or above +2 standard deviations from the median weight-for-height of the reference population

% Infants exclusively breastfed 0-5 months

0-5 years, 2007-2023



References:

Lao Social Indicator Survey III-2023 (MICS)

Notes:

Full details are available. Original citation: United Nations Children's Fund, Division of Data, Analysis, Planning and Monitoring (2024).
Global UNICEF Global Databases: Infant and Young Child Feeding: Exclusive breastfeeding, New York, December 2024.

PDF created on July 18, 2025