




# Laos



## Country report card - adults

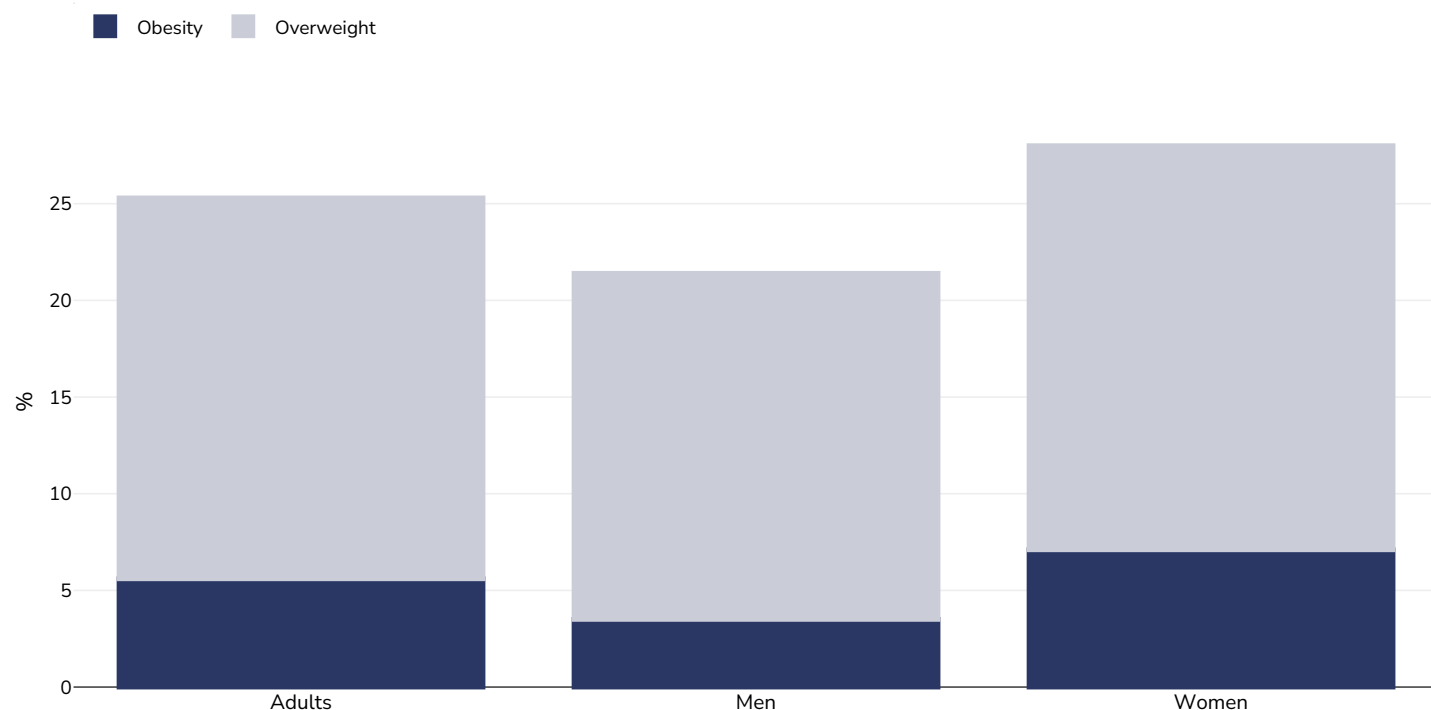
*This report card contains the latest data available on the Global Obesity Observatory on overweight and obesity for adults. Where available, data on common and relevant obesity drivers and comorbidities are also presented.*

*View the latest version of this report on the Global Obesity Observatory at <https://data.worldobesity.org/country/laos-117/>.*

Contents	Page
Obesity prevalence	3
Overweight/obesity by education	4
Overweight/obesity by age	5
Overweight/obesity by region	6
Overweight/obesity by socio-economic group	7
Double burden of underweight & overweight	8
Insufficient physical activity	9
Estimated per capita fruit intake	12
Estimated per-capita processed meat intake	13
Estimated per capita whole grains intake	14
Mental health - depression disorders	15
Mental health - anxiety disorders	18
Percent of population who cannot afford a healthy diet	21
Oesophageal cancer	22
Breast cancer	24
Colorectal cancer	25
Pancreatic cancer	27
Gallbladder cancer	29
Kidney cancer	31
Cancer of the uterus	33
Raised blood pressure	34
Raised cholesterol	37
Raised fasting blood glucose	40
Diabetes prevalence	42
Ovarian Cancer	43
Leukemia	44
Liver and intrahepatic bile duct Cancer	46
Multiple Myeloma	48
Non Hodgkin Lymphoma	50
Thyroid Cancer	52

## Obesity prevalence

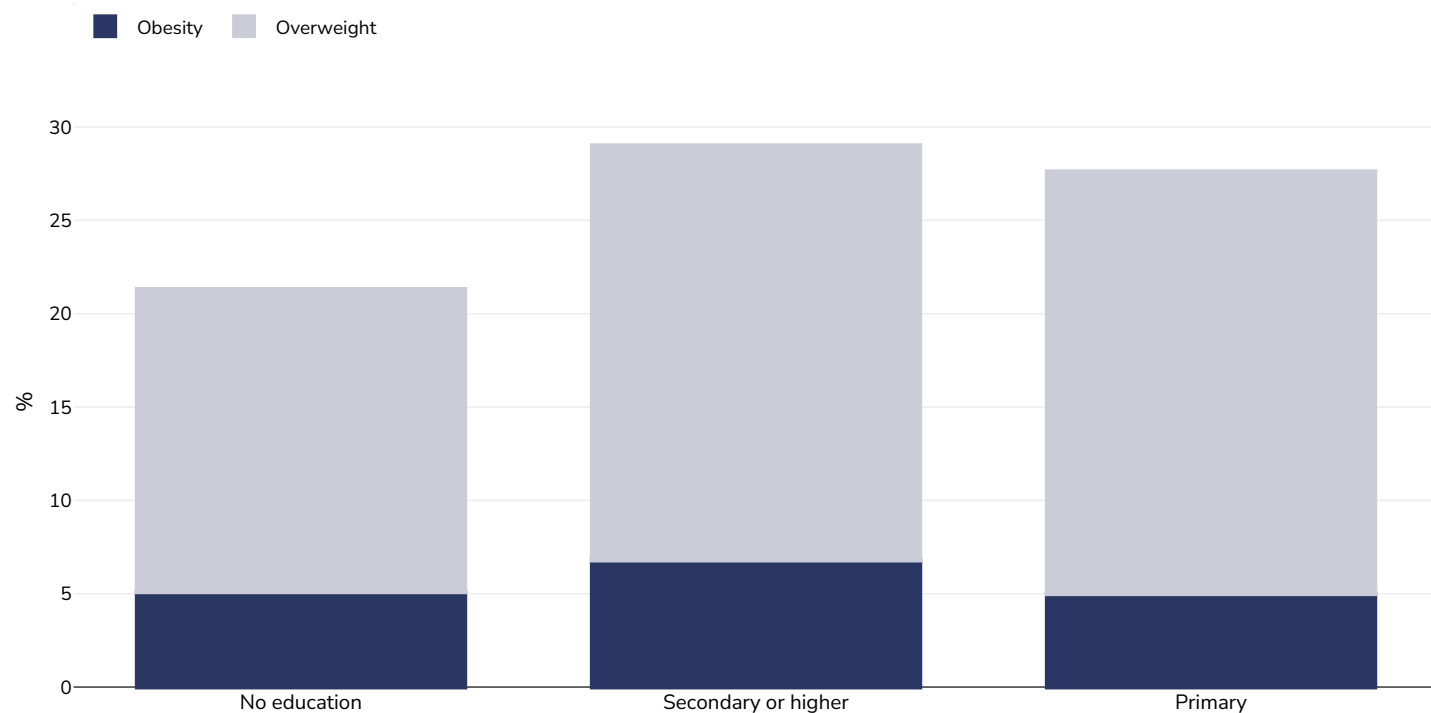
### Adults, 2013



Survey type:	Measured
Age:	18-64
Sample size:	2531
Area covered:	National
References:	Pengpid S, Vonglokhom M, Kounnavong S et al. The prevalence of underweight and overweight/obesity and its correlates among adults in Laos: a cross-sectional national populationbased survey, 2013. Eating and Weight Disorders - Studies on Anorexia, Bulimia and Obesity <a href="https://doi.org/10.1007/s40519-018-0571-5">https://doi.org/10.1007/s40519-018-0571-5</a>
Notes:	Paper provides data using Asian Cut Offs. The data presented on map uses BMI 25-29.9 kg/m <sup>2</sup> overweight and BMI ≥ 30 kg/m <sup>2</sup> Obesity. Downloadable graphics use Asia specific cut offs
Unless otherwise noted, overweight refers to a BMI between 25kg and 29.9kg/m <sup>2</sup> , obesity refers to a BMI greater than 30kg/m <sup>2</sup> .	

## Overweight/obesity by education

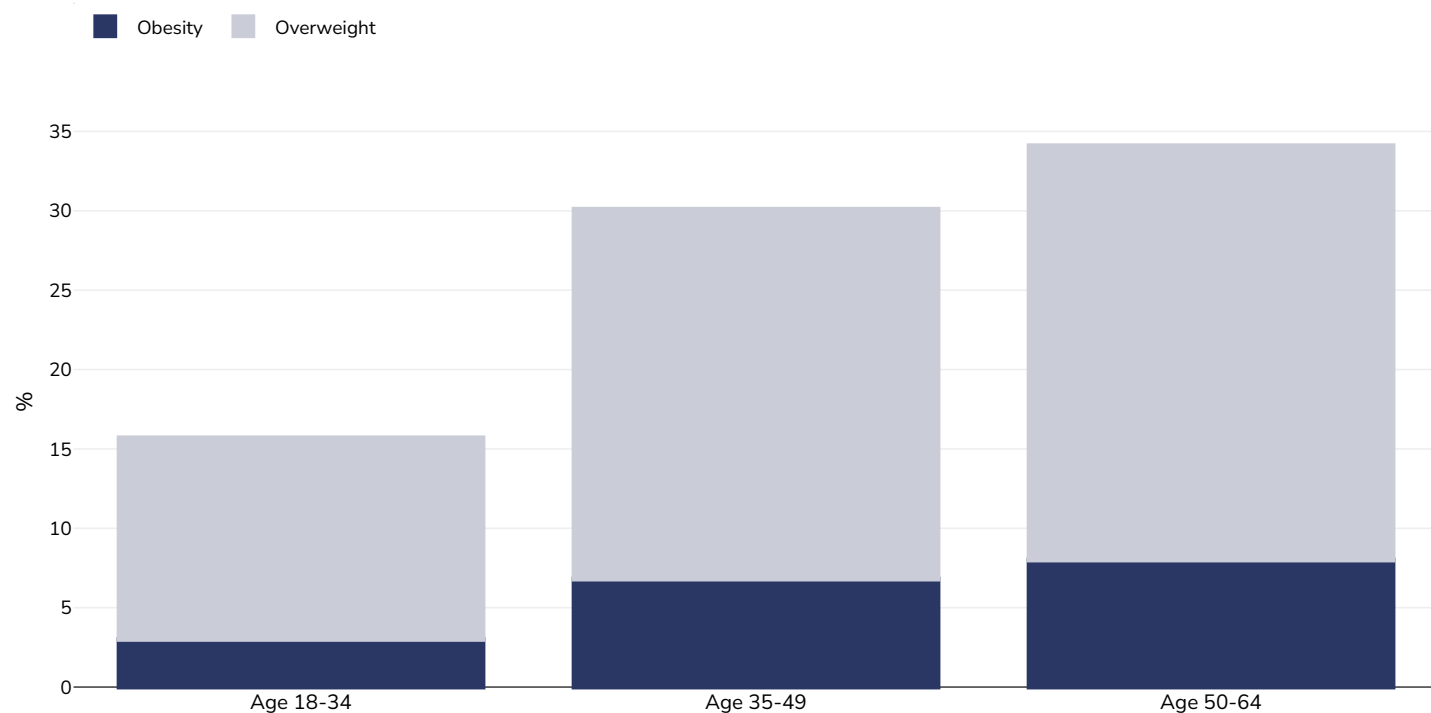
### Adults, 2013



Survey type:	Measured
Age:	18-64
Sample size:	2531
Area covered:	National
References:	Pengpid S, Vonglokhom M, Kounnavong S et al. The prevalence of underweight and overweight/obesity and its correlates among adults in Laos: a cross-sectional national populationbased survey, 2013. Eating and Weight Disorders - Studies on Anorexia, Bulimia and Obesity <a href="https://doi.org/10.1007/s40519-018-0571-5">https://doi.org/10.1007/s40519-018-0571-5</a>
Notes:	Asia specific cut offs are also available in paper and as a downloadable graphic <i>Unless otherwise noted, overweight refers to a BMI between 25kg and 29.9kg/m<sup>2</sup>, obesity refers to a BMI greater than 30kg/m<sup>2</sup>.</i>

## Overweight/obesity by age

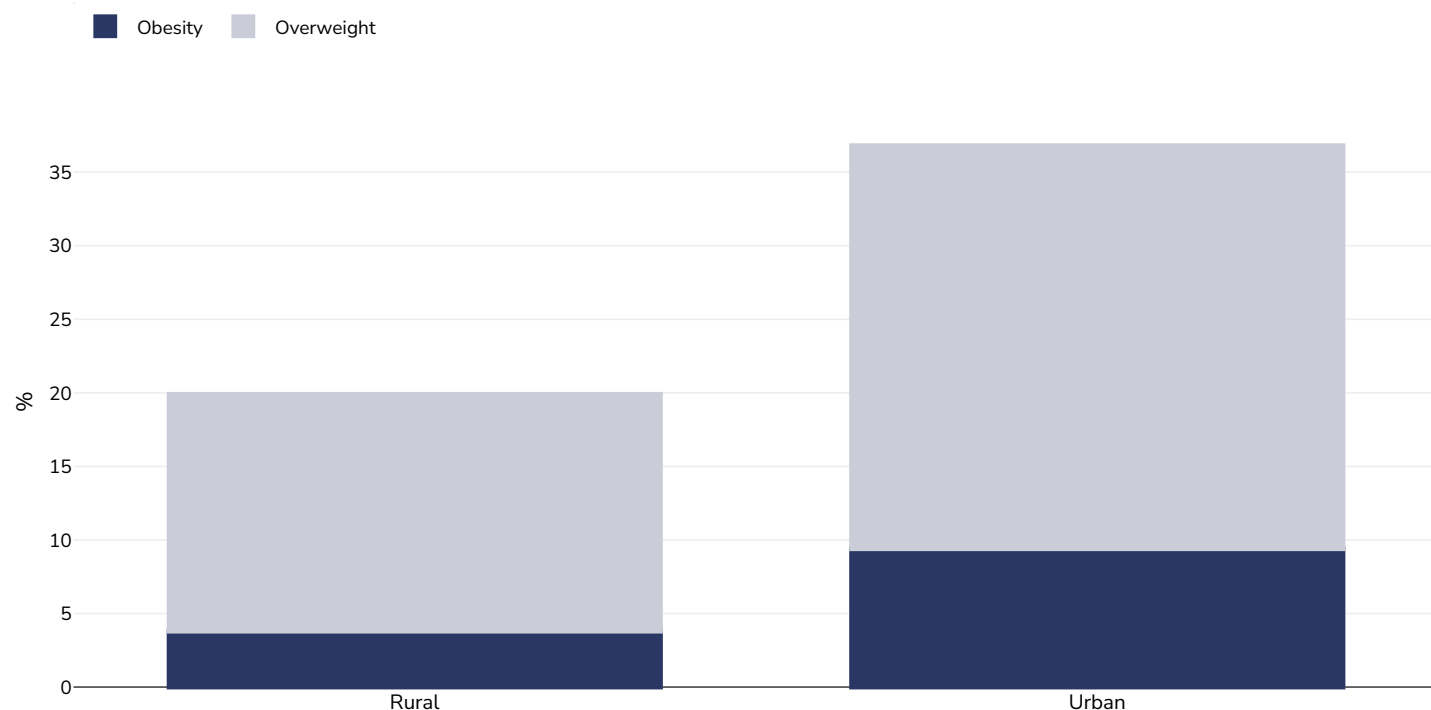
### Adults, 2013



Survey type:	Measured
Sample size:	2531
Area covered:	National
References:	Pengpid S, Vonglokhom M, Kounnavong S et al. The prevalence of underweight and overweight/obesity and its correlates among adults in Laos: a cross-sectional national populationbased survey, 2013. Eating and Weight Disorders - Studies on Anorexia, Bulimia and Obesity <a href="https://doi.org/10.1007/s40519-018-0571-5">https://doi.org/10.1007/s40519-018-0571-5</a>
Cutoffs:	Paper provides data using Asian Cut Offs. The data presented on map uses BMI 25-29.9 kg/m <sup>2</sup> overweight and BMI ≥ 30 kg/m <sup>2</sup> Obesity. Downloadable graphics use Asia specific cut offs
Unless otherwise noted, overweight refers to a BMI between 25kg and 29.9kg/m <sup>2</sup> , obesity refers to a BMI greater than 30kg/m <sup>2</sup> .	

## Overweight/obesity by region

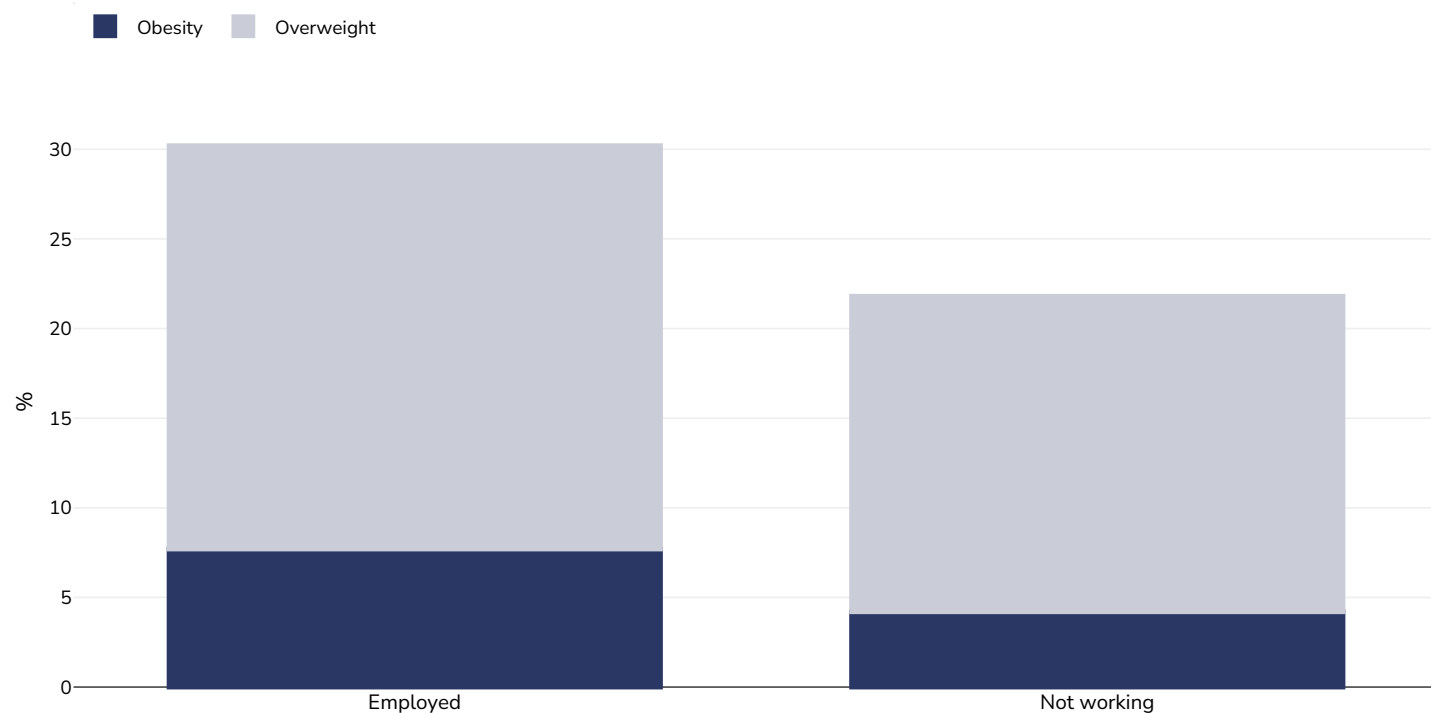
### Adults, 2013



Survey type:	Measured
Age:	18-64
Sample size:	2531
Area covered:	National
References:	Pengpid S, Vonglokhom M, Kounnavong S et al. The prevalence of underweight and overweight/obesity and its correlates among adults in Laos: a cross-sectional national populationbased survey, 2013. Eating and Weight Disorders - Studies on Anorexia, Bulimia and Obesity <a href="https://doi.org/10.1007/s40519-018-0571-5">https://doi.org/10.1007/s40519-018-0571-5</a>
Notes:	Asia specific cut offs are also available in paper and as a downloadable graphic <i>Unless otherwise noted, overweight refers to a BMI between 25kg and 29.9kg/m<sup>2</sup>, obesity refers to a BMI greater than 30kg/m<sup>2</sup>.</i>

## Overweight/obesity by socio-economic group

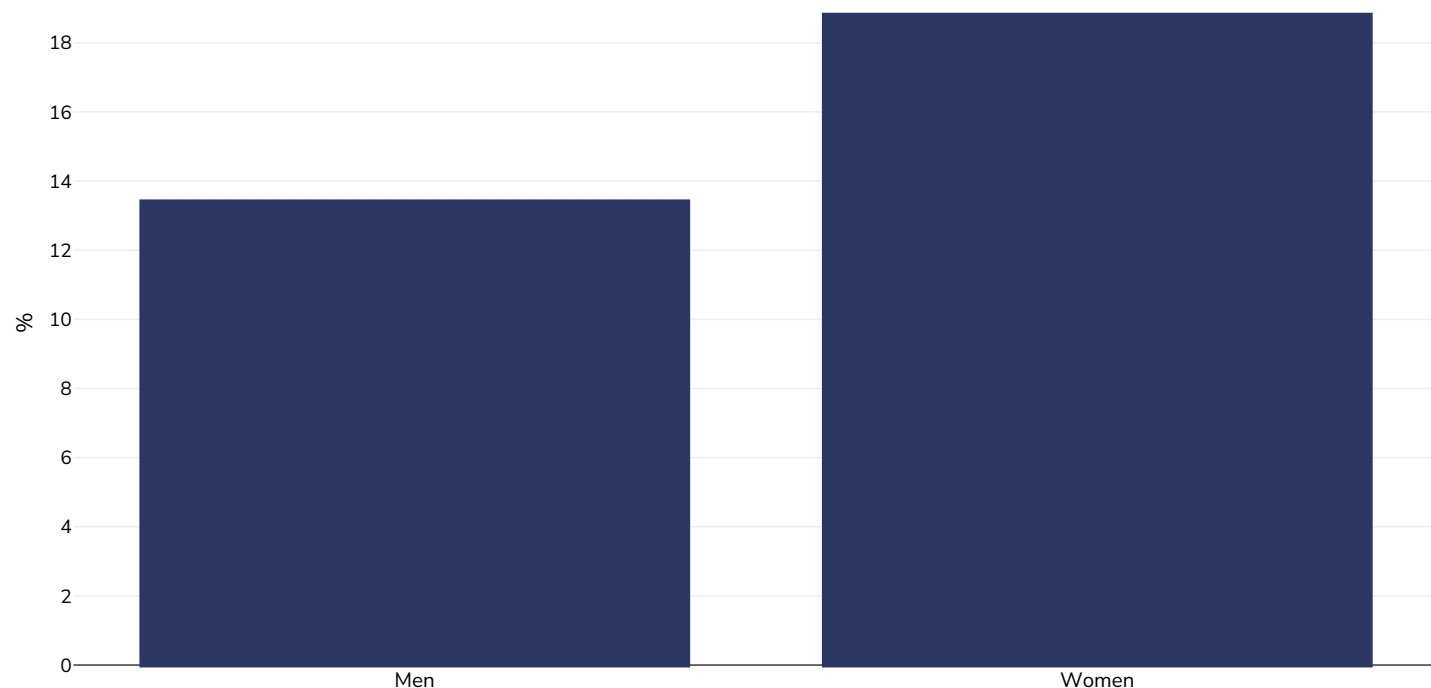
Adults, 2013



Survey type:	Measured
Age:	18-64
Sample size:	2531
Area covered:	National
References:	Pengpid S, Vonglokhom M, Kounnavong S et al. The prevalence of underweight and overweight/obesity and its correlates among adults in Laos: a cross-sectional national populationbased survey, 2013. Eating and Weight Disorders - Studies on Anorexia, Bulimia and Obesity <a href="https://doi.org/10.1007/s40519-018-0571-5">https://doi.org/10.1007/s40519-018-0571-5</a>
Notes:	Asia specific cut offs are also available in paper <i>Unless otherwise noted, overweight refers to a BMI between 25kg and 29.9kg/m<sup>2</sup>, obesity refers to a BMI greater than 30kg/m<sup>2</sup>.</i>

## Double burden of underweight & overweight

Adults, 2022



Survey type: Measured

Age: 20+

References: NCD Risk Factor Collaboration (NCD-RisC). Worldwide trends in underweight and obesity from 1990 to 2022: a pooled analysis of 3663 population representative studies with 222 million children, adolescents, and adults. Lancet 2024; published online Feb 29. [https://doi.org/10.1016/S0140-6736\(23\)02750-2](https://doi.org/10.1016/S0140-6736(23)02750-2).

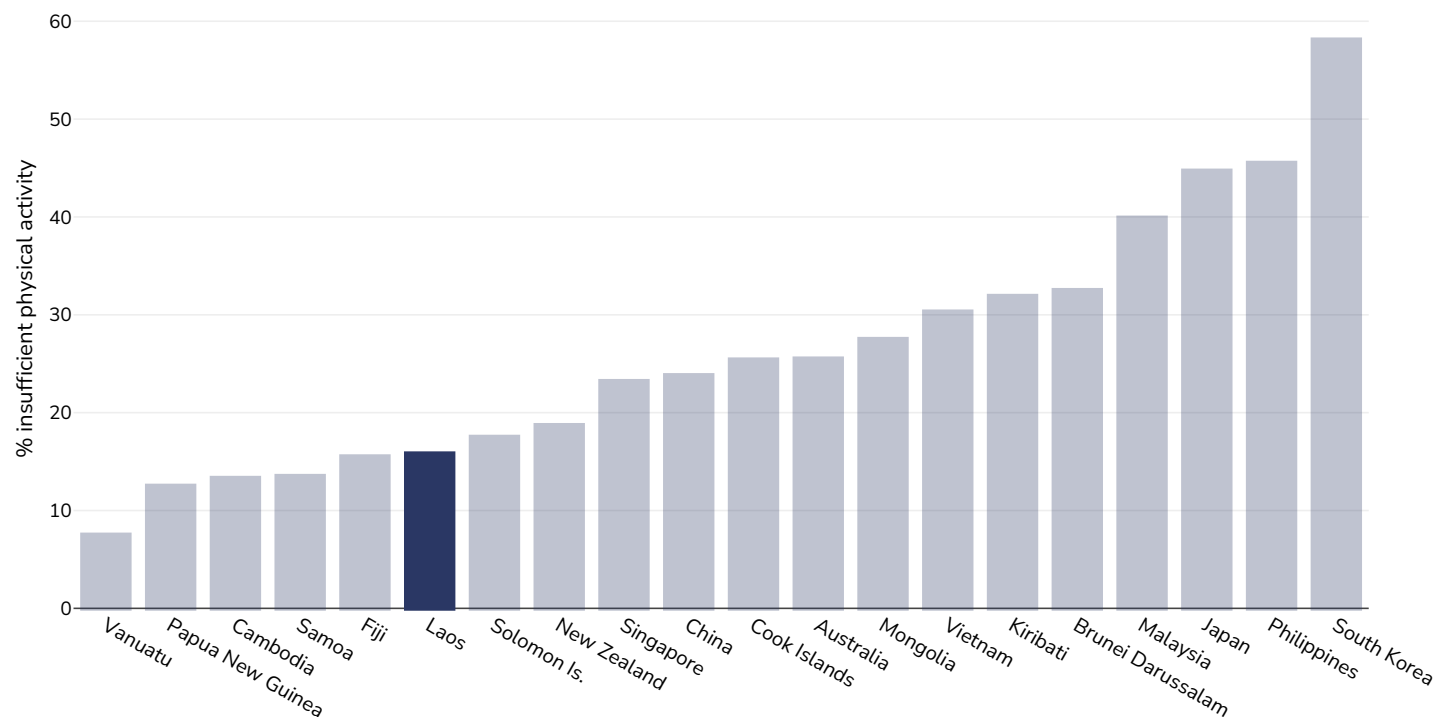
Notes: Age Standardised estimates

Definitions: Combined prevalence of BMI<18.5 kg/m<sup>2</sup> and BMI≥30 kg/m<sup>2</sup> (double burden of underweight and obesity)



## Insufficient physical activity

### Adults, 2022



Survey type: Self-reported

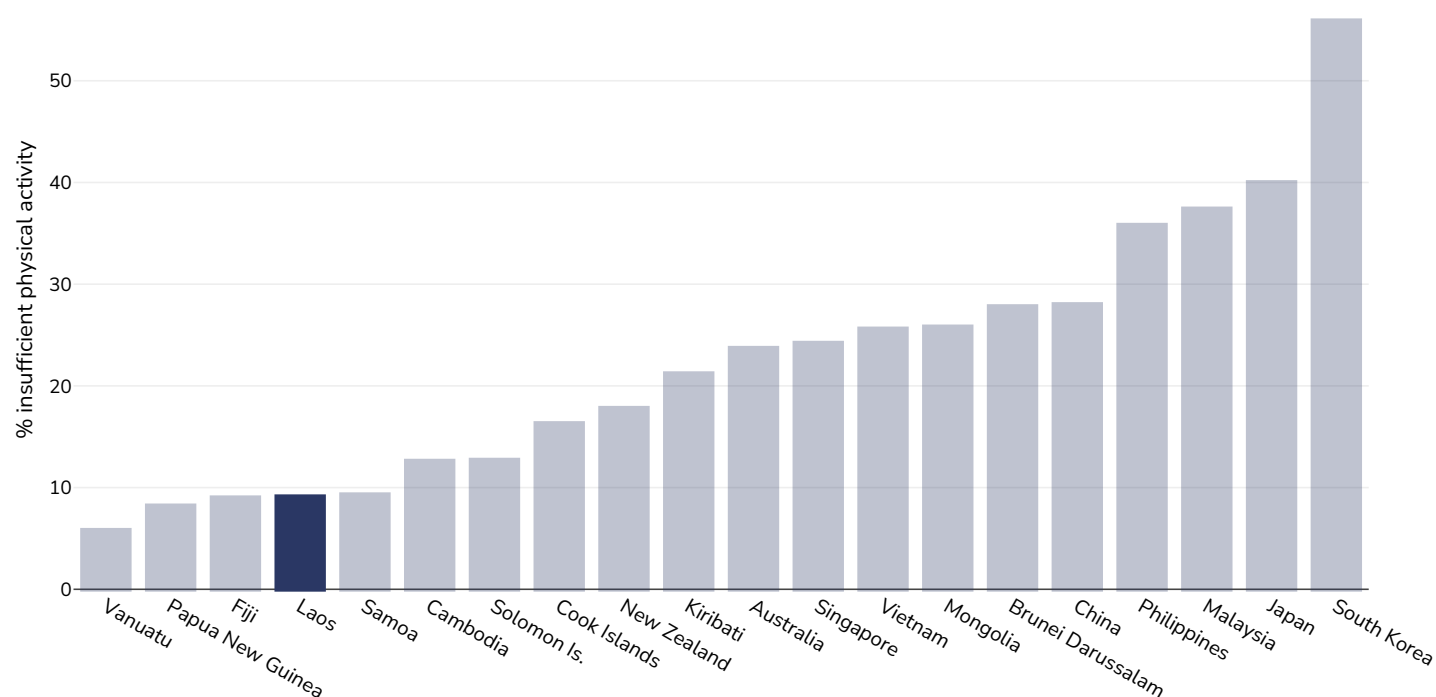
Age: 18+

Area covered: National

References: WHO (2024). Prevalence of insufficient physical activity among adults aged 18-years age-standardized estimate in 2022. Available at [https://www.who.int/data/gho/data/indicators/indicator-details/GHO/prevalence-of-insufficient-physical-activity-among-adults-aged-18-years-\(age-standardized-estimate\)-\(-\)](https://www.who.int/data/gho/data/indicators/indicator-details/GHO/prevalence-of-insufficient-physical-activity-among-adults-aged-18-years-(age-standardized-estimate)-(-))

Definitions: Percent of population attaining less than 150 minutes of moderate-intensity physical activity per week, or less than 75 minutes of vigorous-intensity physical activity per week, or equivalent.

## Men, 2022



Survey type: Self-reported

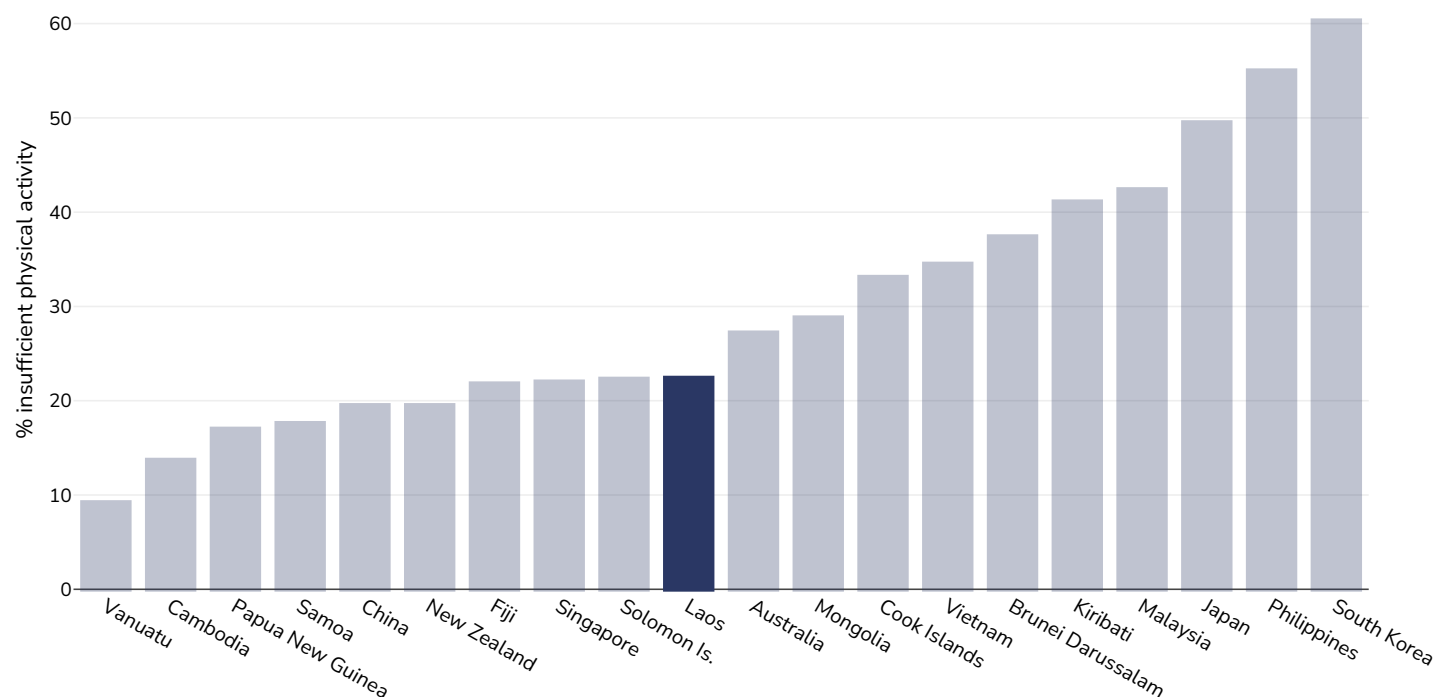
Age: 18+

Area covered: National

References: WHO (2024). Prevalence of insufficient physical activity among adults aged 18-years age-standardized estimate in 2022. Available at [https://www.who.int/data/gho/data/indicators/indicator-details/GHO/prevalence-of-insufficient-physical-activity-among-adults-aged-18-years-\(age-standardized-estimate\)-\(-\)](https://www.who.int/data/gho/data/indicators/indicator-details/GHO/prevalence-of-insufficient-physical-activity-among-adults-aged-18-years-(age-standardized-estimate)-(-))

Definitions: Percent of population attaining less than 150 minutes of moderate-intensity physical activity per week, or less than 75 minutes of vigorous-intensity physical activity per week, or equivalent.

## Women, 2022



Survey type: Self-reported

Age: 18+

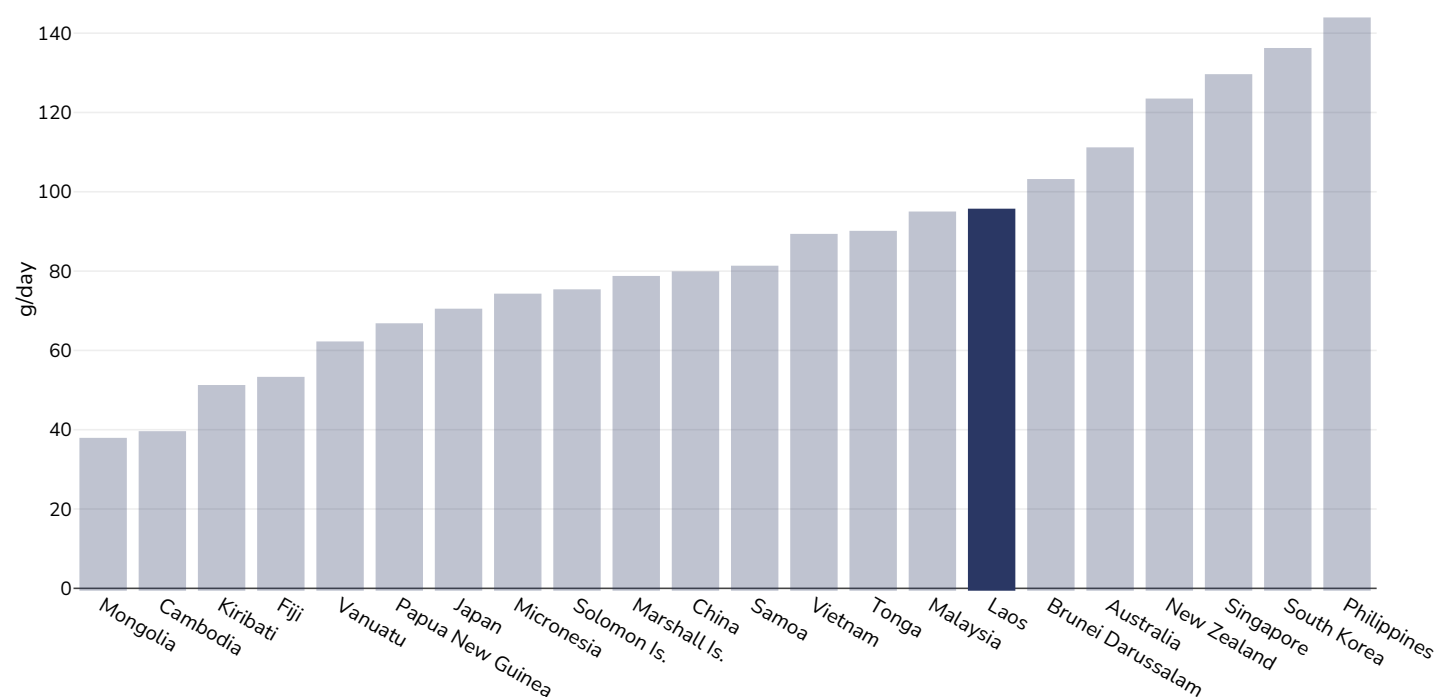
Area covered: National

References: WHO (2024). Prevalence of insufficient physical activity among adults aged 18-years age-standardized estimate in 2022. Available at [https://www.who.int/data/gho/data/indicators/indicator-details/GHO/prevalence-of-insufficient-physical-activity-among-adults-aged-18-years-\(age-standardized-estimate\)-\(-\)](https://www.who.int/data/gho/data/indicators/indicator-details/GHO/prevalence-of-insufficient-physical-activity-among-adults-aged-18-years-(age-standardized-estimate)-(-))

Definitions: Percent of population attaining less than 150 minutes of moderate-intensity physical activity per week, or less than 75 minutes of vigorous-intensity physical activity per week, or equivalent.

## Estimated per capita fruit intake

Adults, 2017



Survey type: Measured

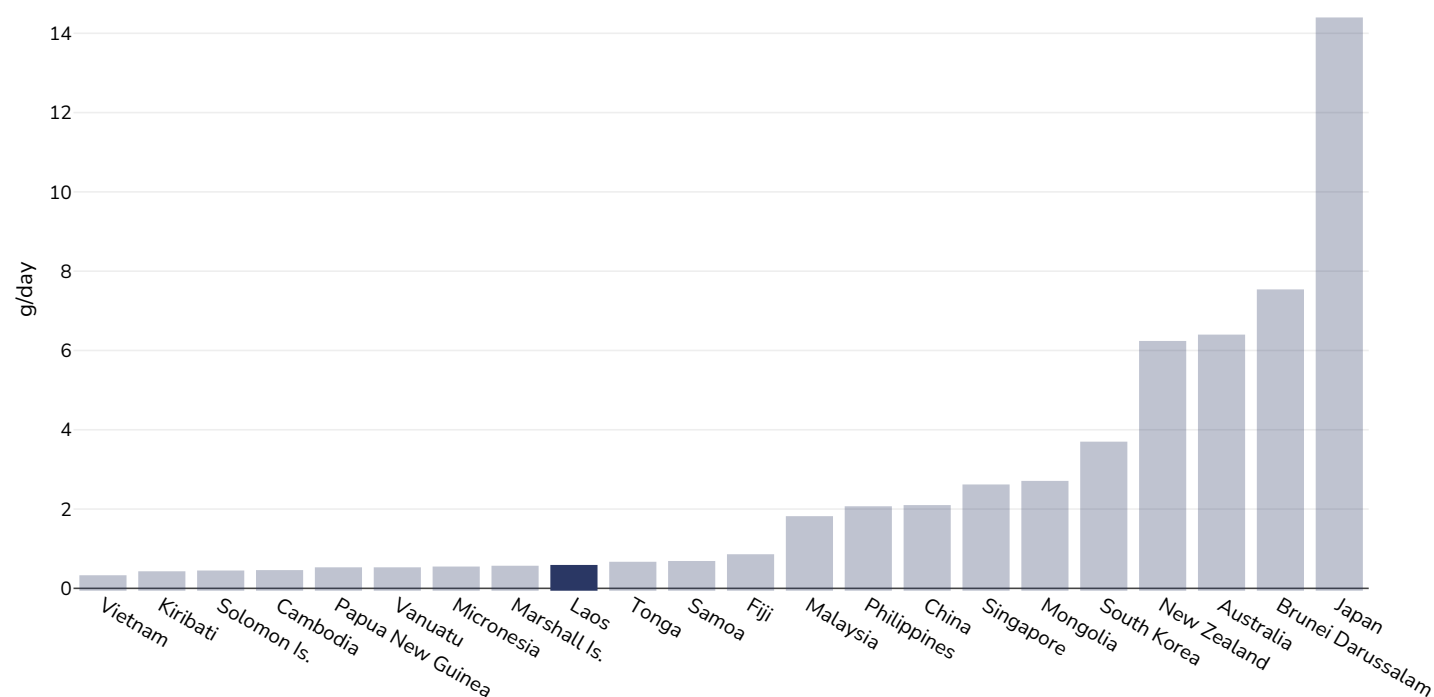
Age: 25+

References: Global Burden of Disease, the Institute for Health Metrics and Evaluation <http://ghdx.healthdata.org/>

Definitions: Estimated per-capita fruit intake (g/day)

## Estimated per-capita processed meat intake

Adults, 2017



Survey type: Measured

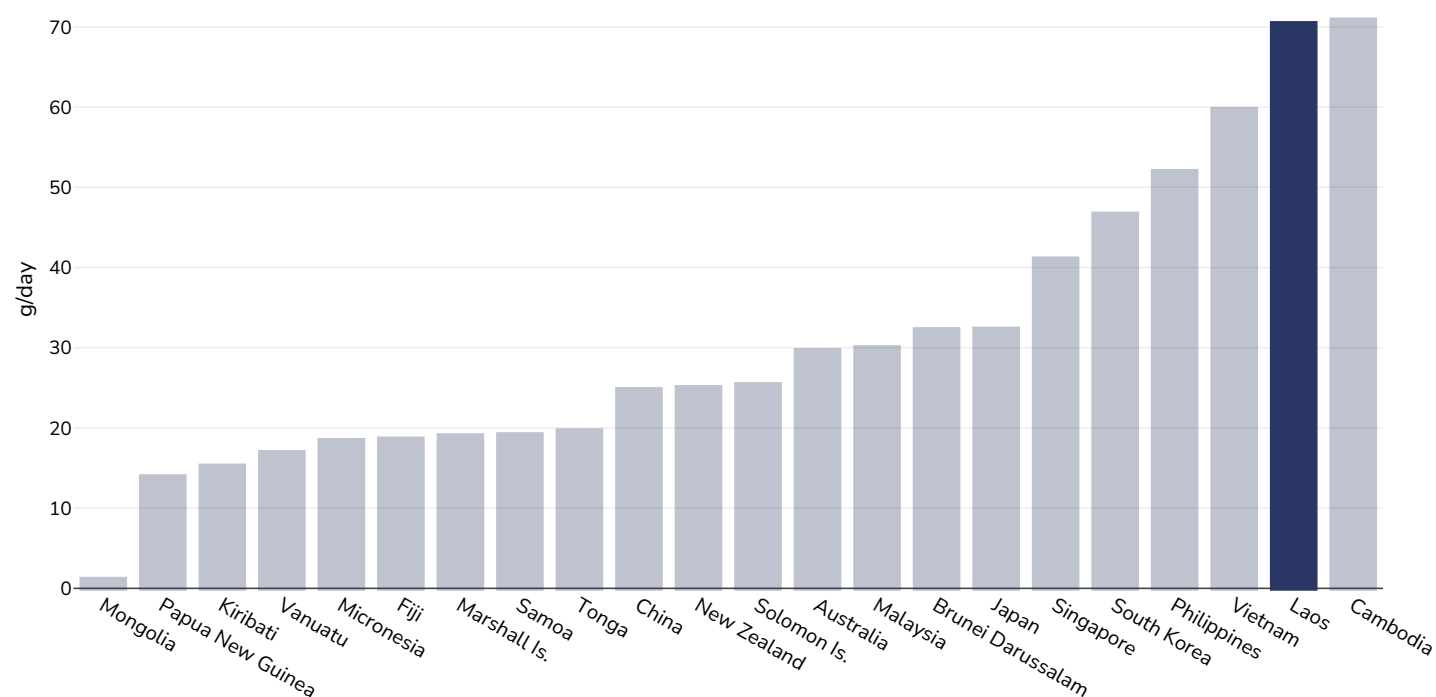
Age: 25+

References: Global Burden of Disease, the Institute for Health Metrics and Evaluation <http://ghdx.healthdata.org/>

Definitions: Estimated per-capita processed meat intake (g per day)

## Estimated per capita whole grains intake

Adults, 2017



Survey type: Measured

Age: 25+

References: Global Burden of Disease, the Institute for Health Metrics and Evaluation <http://ghdx.healthdata.org/>

Definitions: Estimated per-capita whole grains intake (g/day)

## Mental health - depression disorders

### Adults, 2021




Age: 20+

Area covered: National

References: Institute for Health Metrics and Evaluation (IHME). GBD Compare Data Visualization. Global Burden of Disease (GBD) Study 2021. Seattle, WA: IHME, University of Washington, 2023. Available from <http://vizhub.healthdata.org/gbd-compare>. (Last accessed 23.04.25)

Definitions: Number living with depression per 100,000 population (adults 20+ years)

## Men, 2021



Age: 20+

Area covered: National

References: Institute for Health Metrics and Evaluation (IHME). GBD Compare Data Visualization. Global Burden of Disease (GBD) Study 2021. Seattle, WA: IHME, University of Washington, 2023. Available from <http://vizhub.healthdata.org/gbd-compare>. (Last accessed 23.04.25)

Definitions: Number living with depression per 100,000 population (adults 20+ years)



## Women, 2021



Age: 20+

Area covered: National

References: Institute for Health Metrics and Evaluation (IHME). GBD Compare Data Visualization. Global Burden of Disease (GBD) Study 2021. Seattle, WA: IHME, University of Washington, 2023. Available from <http://vizhub.healthdata.org/gbd-compare>. (Last accessed 23.04.25)

Definitions: Number living with depression per 100,000 population (adults 20+ years)

## Mental health - anxiety disorders

Adults, 2021



Age: 20+

**References:** Institute for Health Metrics and Evaluation (IHME). GBD Compare Data Visualization. Global Burden of Disease (GBD) Study 2021. Seattle, WA: IHME, University of Washington, 2023. Available from <http://vizhub.healthdata.org/gbd-compare>. (Last accessed 23.04.25).

**Definitions:** Number living with anxiety per 100,000 population

## Men, 2021



Age: 20+

References: Institute for Health Metrics and Evaluation (IHME). GBD Compare Data Visualization. Global Burden of Disease (GBD) Study 2021. Seattle, WA: IHME, University of Washington, 2023. Available from <http://vizhub.healthdata.org/gbd-compare>. (Last accessed 23.04.25).

Definitions: Number living with anxiety per 100,000 population

## Women, 2021



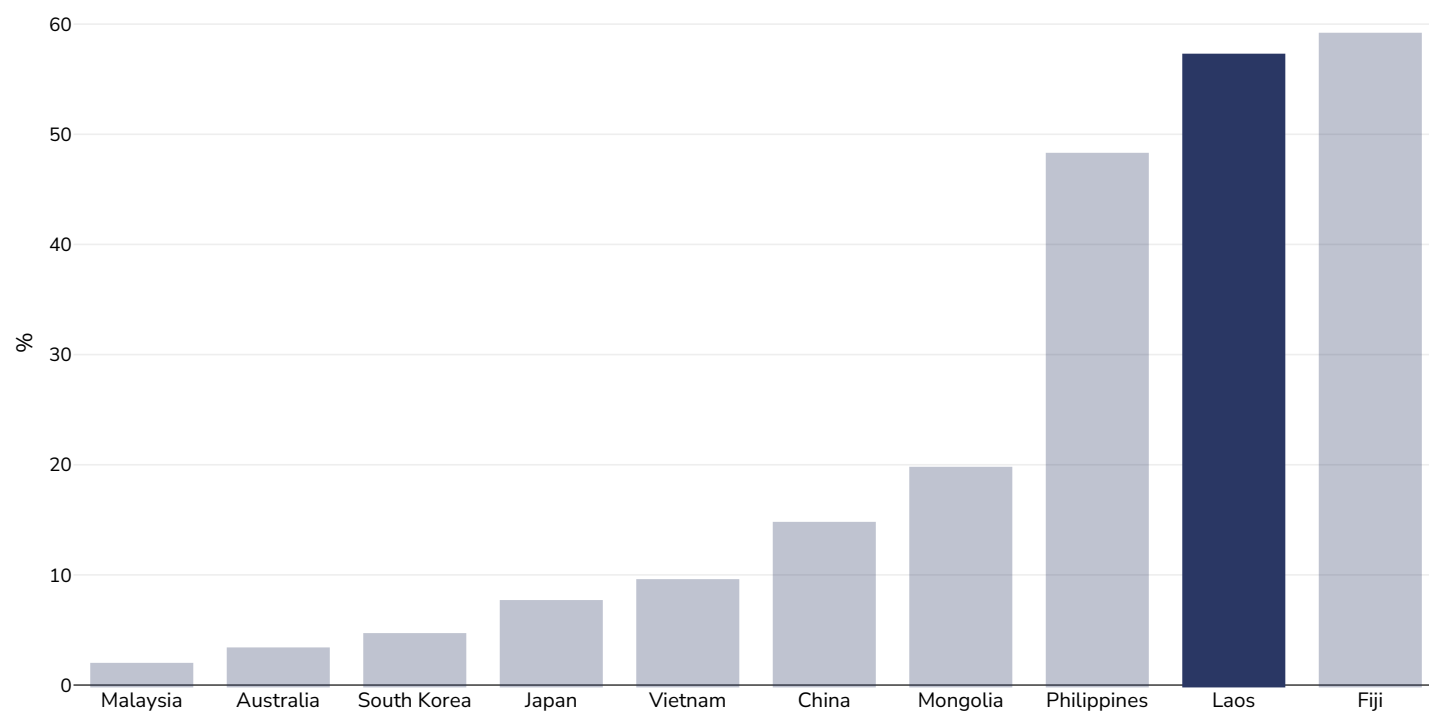
Age: 20+

**References:** Institute for Health Metrics and Evaluation (IHME). GBD Compare Data Visualization. Global Burden of Disease (GBD) Study 2021. Seattle, WA: IHME, University of Washington, 2023. Available from <http://vizhub.healthdata.org/gbd-compare>. (Last accessed 23.04.25).

**Definitions:** Number living with anxiety per 100,000 population

## Percent of population who cannot afford a healthy diet

Adults, 2022



Area covered:

National

References:

The Food Systems Dashboard. The Global Alliance for Improved Nutrition (GAIN), The Columbia Climate School, and Cornell University College of Agriculture and Life Sciences. 2024. Geneva, Switzerland. <https://www.foodsystemsdashboard.org>. DOI: <https://doi.org/10.36072/db>.

## Oesophageal cancer

### Men, 2022



Age:	20+
Area covered:	National
References:	Ferlay J, Ervik M, Lam F, Laversanne M, Colombet M, Mery L, Piñeros M, Znaor A, Soerjomataram I, Bray F (2024).Global Cancer Observatory: Cancer Today. Lyon, France: International Agency for Research on Cancer. Available from: <a href="https://gco.iarc.who.int/today">https://gco.iarc.who.int/today</a> , accessed [16.07.24]
Definitions:	Indicence per 100,000

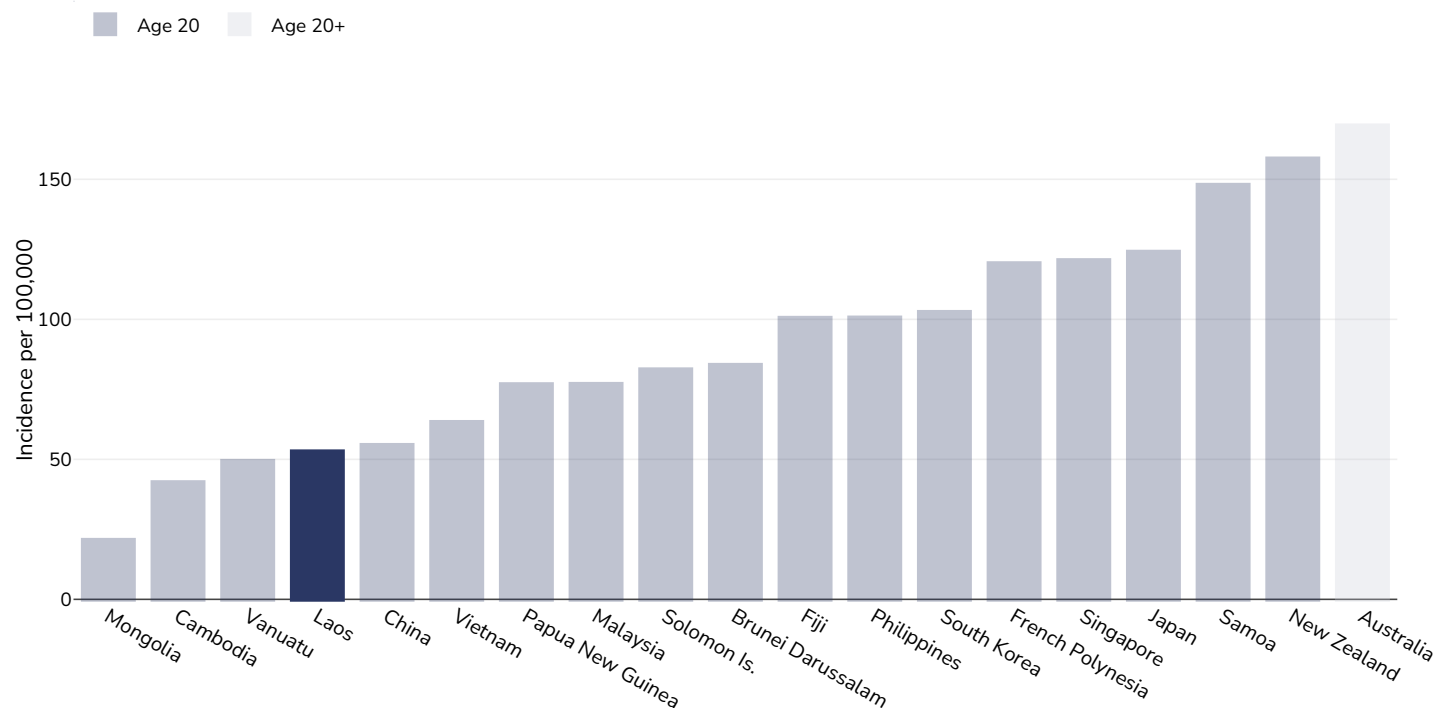
## Women, 2022



Age:	20+
Area covered:	National
References:	Ferlay J, Ervik M, Lam F, Laversanne M, Colombet M, Mery L, Piñeros M, Znaor A, Soerjomataram I, Bray F (2024).Global Cancer Observatory: Cancer Today. Lyon, France: International Agency for Research on Cancer. Available from: <a href="https://gco.iarc.who.int/today">https://gco.iarc.who.int/today</a> , accessed [16.07.24]
Definitions:	Indicence per 100,000

## Breast cancer

### Women, 2022



Area covered:

National

References:

Ferlay J, Ervik M, Lam F, Laversanne M, Colombet M, Mery L, Piñeros M, Znaor A, Soerjomataram I, Bray F (2024). Global Cancer Observatory: Cancer Today. Lyon, France: International Agency for Research on Cancer. Available from: <https://gco.iarc.who.int/today>, accessed [16.07.24]

Definitions:

Incidence per 100,000



## Colorectal cancer

### Men, 2022



Age:	20+
Area covered:	National
References:	Ferlay J, Ervik M, Lam F, Laversanne M, Colombet M, Mery L, Piñeros M, Znaor A, Soerjomataram I, Bray F (2024).Global Cancer Observatory: Cancer Today. Lyon, France: International Agency for Research on Cancer. Available from: <a href="https://gco.iarc.who.int/today">https://gco.iarc.who.int/today</a> , accessed [16.07.24]
Definitions:	Incidence per 100,000

## Women, 2022



Age:	20+
Area covered:	National
References:	Ferlay J, Ervik M, Lam F, Laversanne M, Colombet M, Mery L, Piñeros M, Znaor A, Soerjomataram I, Bray F (2024).Global Cancer Observatory: Cancer Today. Lyon, France: International Agency for Research on Cancer. Available from: <a href="https://gco.iarc.who.int/today">https://gco.iarc.who.int/today</a> , accessed [16.07.24]
Definitions:	Incidence per 100,000

## Pancreatic cancer

### Men, 2022



Age:	20+
Area covered:	National
References:	Ferlay J, Ervik M, Lam F, Laversanne M, Colombet M, Mery L, Piñeros M, Znaor A, Soerjomataram I, Bray F (2024).Global Cancer Observatory: Cancer Today. Lyon, France: International Agency for Research on Cancer. Available from: <a href="https://gco.iarc.who.int/today">https://gco.iarc.who.int/today</a> , accessed [16.07.24]
Definitions:	Incidence per 100,000

## Women, 2022



Age:	20+
Area covered:	National
References:	Ferlay J, Ervik M, Lam F, Laversanne M, Colombet M, Mery L, Piñeros M, Znaor A, Soerjomataram I, Bray F (2024).Global Cancer Observatory: Cancer Today. Lyon, France: International Agency for Research on Cancer. Available from: <a href="https://gco.iarc.who.int/today">https://gco.iarc.who.int/today</a> , accessed [16.07.24]
Definitions:	Incidence per 100,000

## Gallbladder cancer

### Men, 2022



Age:	20+
Area covered:	National
References:	Ferlay J, Ervik M, Lam F, Laversanne M, Colombet M, Mery L, Piñeros M, Znaor A, Soerjomataram I, Bray F (2024).Global Cancer Observatory: Cancer Today. Lyon, France: International Agency for Research on Cancer. Available from: <a href="https://gco.iarc.who.int/today">https://gco.iarc.who.int/today</a> , accessed [16.07.24]
Definitions:	Indicence per 100,000

## Women, 2022



Age: 20+

Area covered: National

References: Ferlay J, Ervik M, Lam F, Laversanne M, Colombet M, Mery L, Piñeros M, Znaor A, Soerjomataram I, Bray F (2024). Global Cancer Observatory: Cancer Today. Lyon, France: International Agency for Research on Cancer. Available from: <https://gco.iarc.who.int/today>, accessed [16.07.24]

Definitions: Incidence per 100,000

## Kidney cancer

### Men, 2022



Age:	20+
Area covered:	National
References:	Ferlay J, Ervik M, Lam F, Laversanne M, Colombet M, Mery L, Piñeros M, Znaor A, Soerjomataram I, Bray F (2024).Global Cancer Observatory: Cancer Today. Lyon, France: International Agency for Research on Cancer. Available from: <a href="https://gco.iarc.who.int/today">https://gco.iarc.who.int/today</a> , accessed [16.07.24]
Definitions:	Incidence per 100,000

## Women, 2022




Age:	20+
Area covered:	National
References:	Ferlay J, Ervik M, Lam F, Laversanne M, Colombet M, Mery L, Piñeros M, Znaor A, Soerjomataram I, Bray F (2024).Global Cancer Observatory: Cancer Today. Lyon, France: International Agency for Research on Cancer. Available from: <a href="https://gco.iarc.who.int/today">https://gco.iarc.who.int/today</a> , accessed [16.07.24]
Definitions:	Incidence per 100,000



# Cancer of the uterus

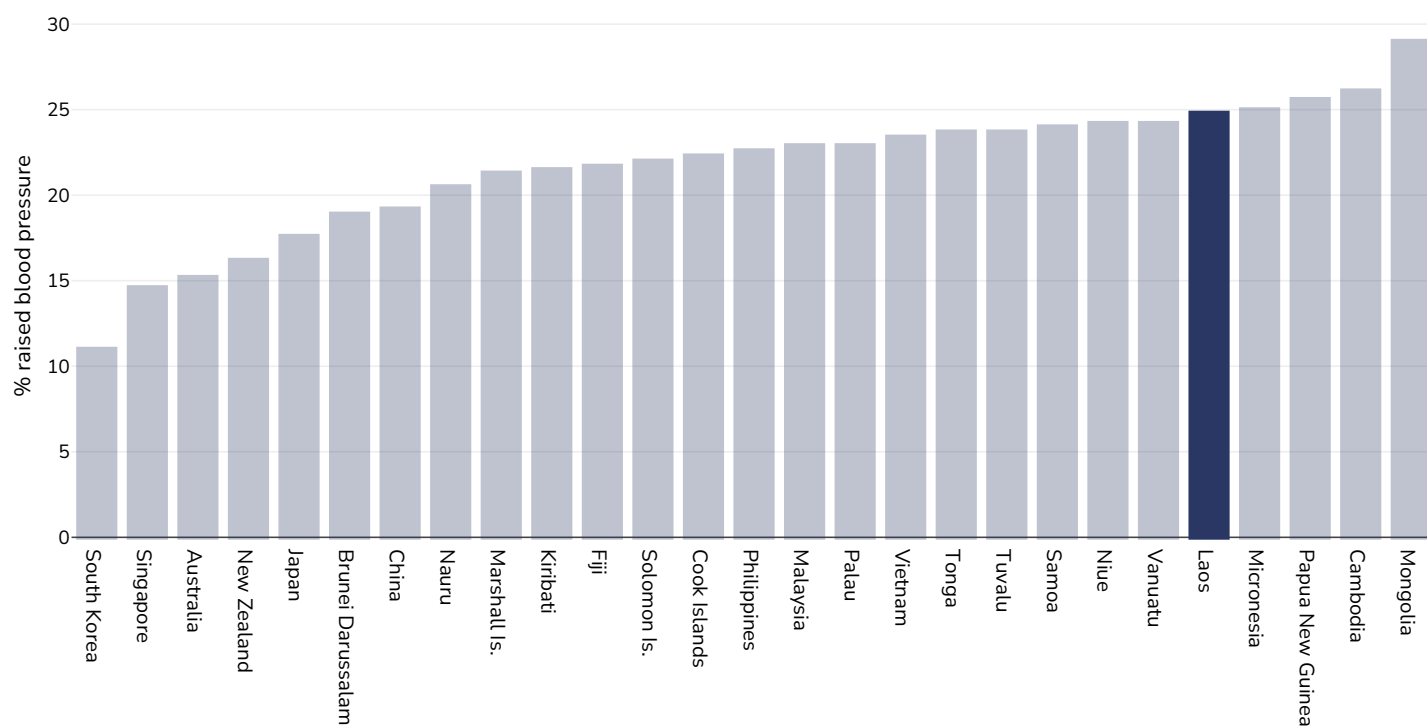
Women, 2022



Age:	20+
References:	Ferlay J, Ervik M, Lam F, Laversanne M, Colombet M, Mery L, Piñeros M, Znaor A, Soerjomataram I, Bray F (2024).Global Cancer Observatory: Cancer Today. Lyon, France: International Agency for Research on Cancer. Available from: <a href="https://gco.iarc.who.int/today">https://gco.iarc.who.int/today</a> , accessed [16.07.24]
Definitions:	Incidence per 100,000

## Raised blood pressure

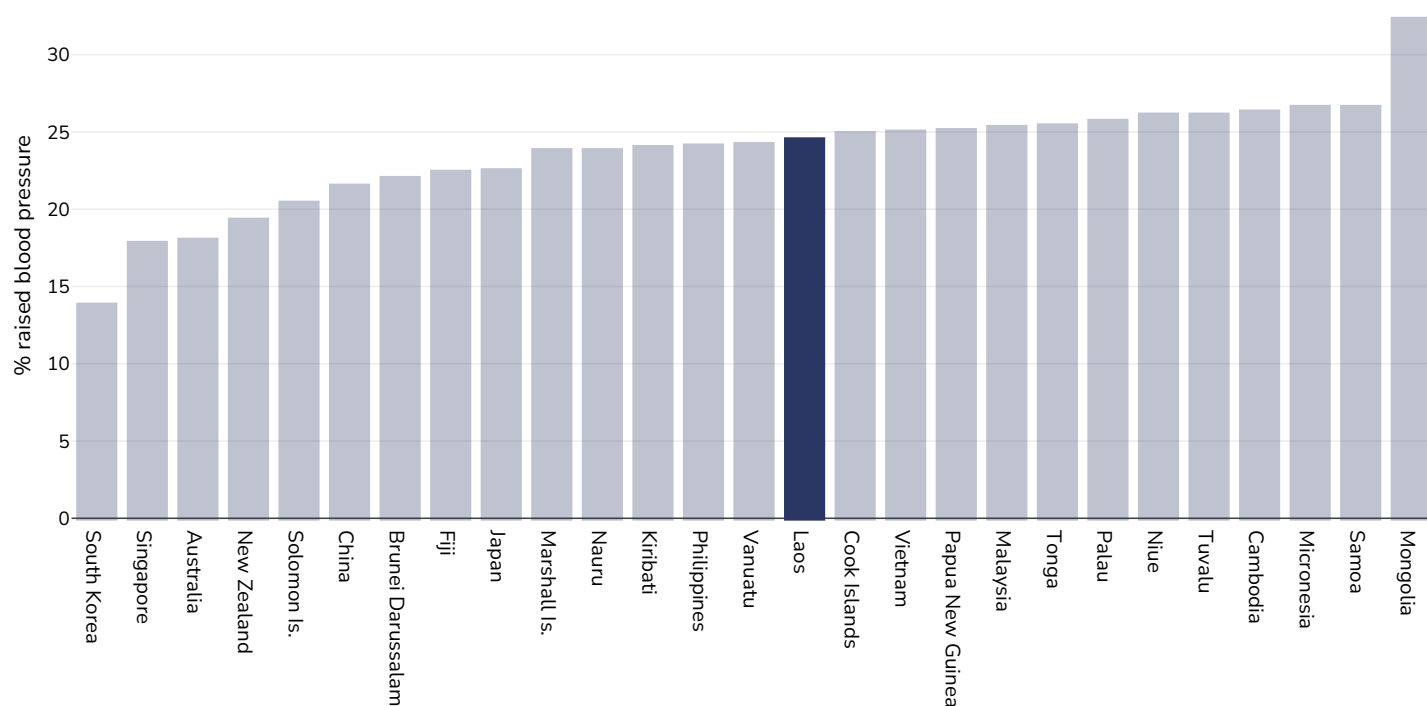
### Adults, 2015



**References:** Global Health Observatory data repository, World Health Organisation, <http://apps.who.int/gho/data/node.main.A875?lang=en>

**Definitions:** Age Standardised estimated % Raised blood pressure 2015 (SBP $\geq$ 140 OR DBP $\geq$ 90).

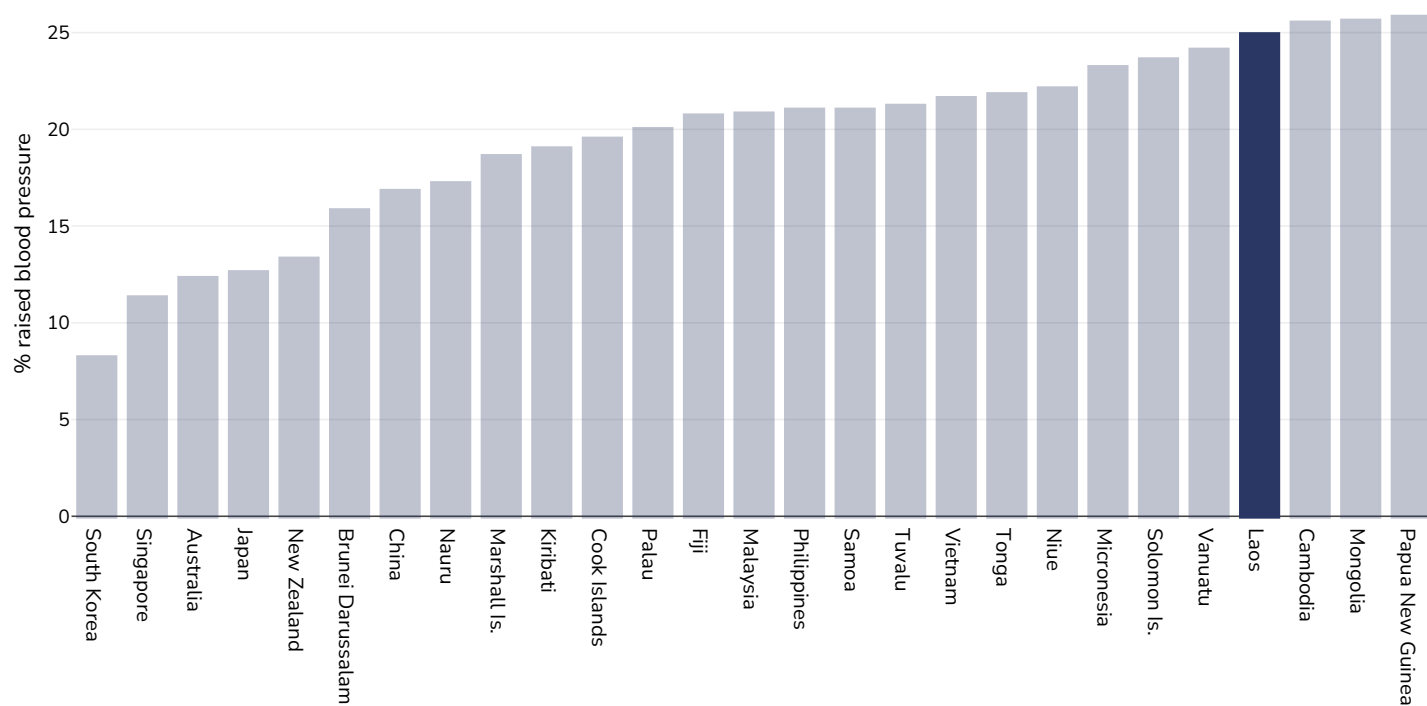
## Men, 2015



**References:** Global Health Observatory data repository, World Health Organisation, <http://apps.who.int/gho/data/node.main.A875?lang=en>

**Definitions:** Age Standardised estimated % Raised blood pressure 2015 (SBP $\geq$ 140 OR DBP $\geq$ 90).

## Women, 2015

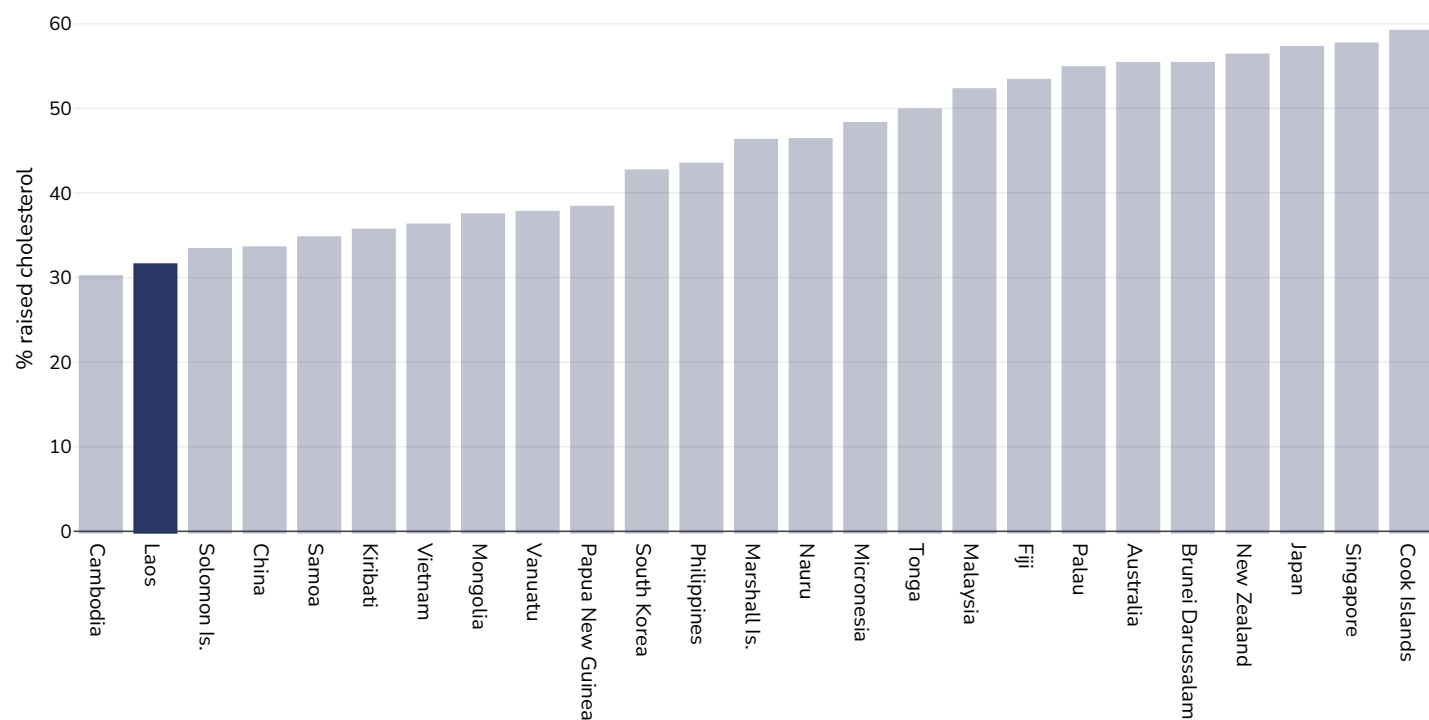


**References:** Global Health Observatory data repository, World Health Organisation, <http://apps.who.int/gho/data/node.main.A875?lang=en>

**Definitions:** Age Standardised estimated % Raised blood pressure 2015 (SBP $\geq$ 140 OR DBP $\geq$ 90).

## Raised cholesterol

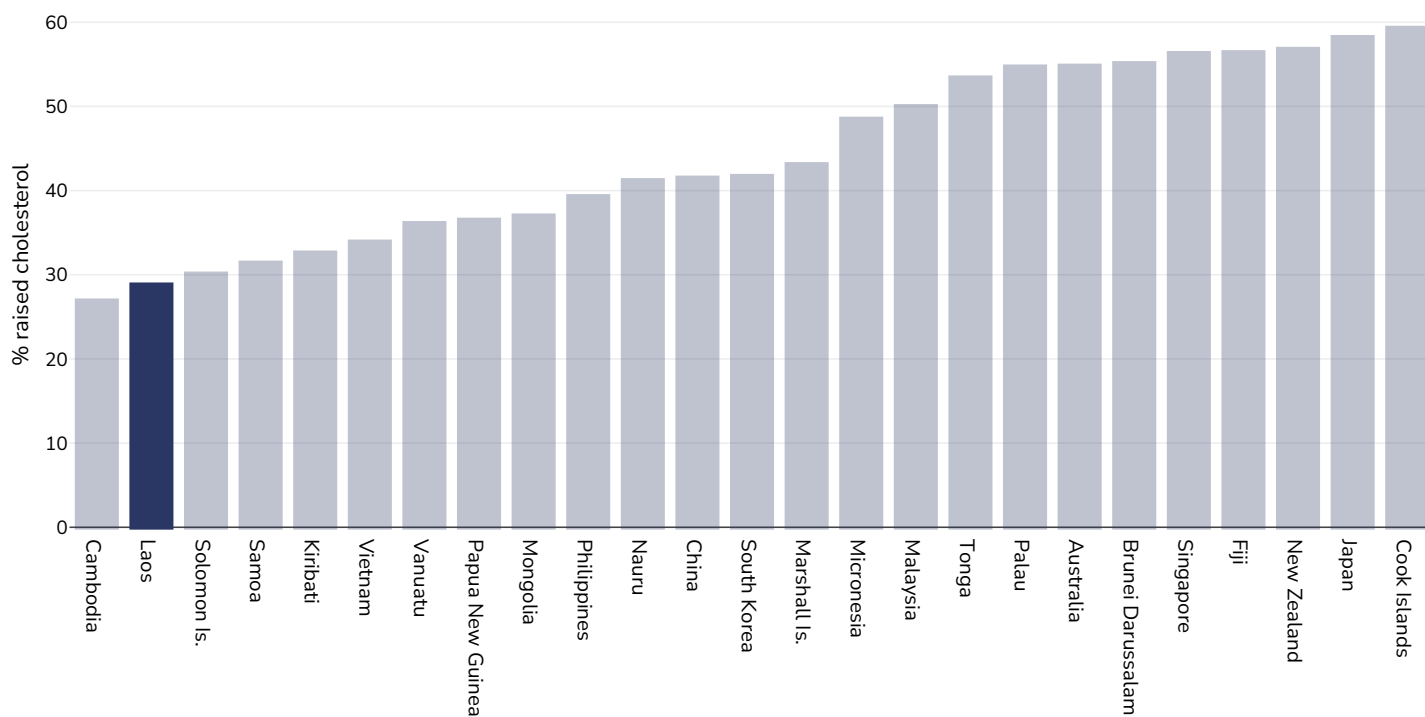
### Adults, 2008



**References:** Global Health Observatory data repository, World Health Organisation, <http://apps.who.int/gho/data/node.main.A885>

**Definitions:** % Raised total cholesterol ( $\geq 5.0$  mmol/L) (age-standardized estimate).

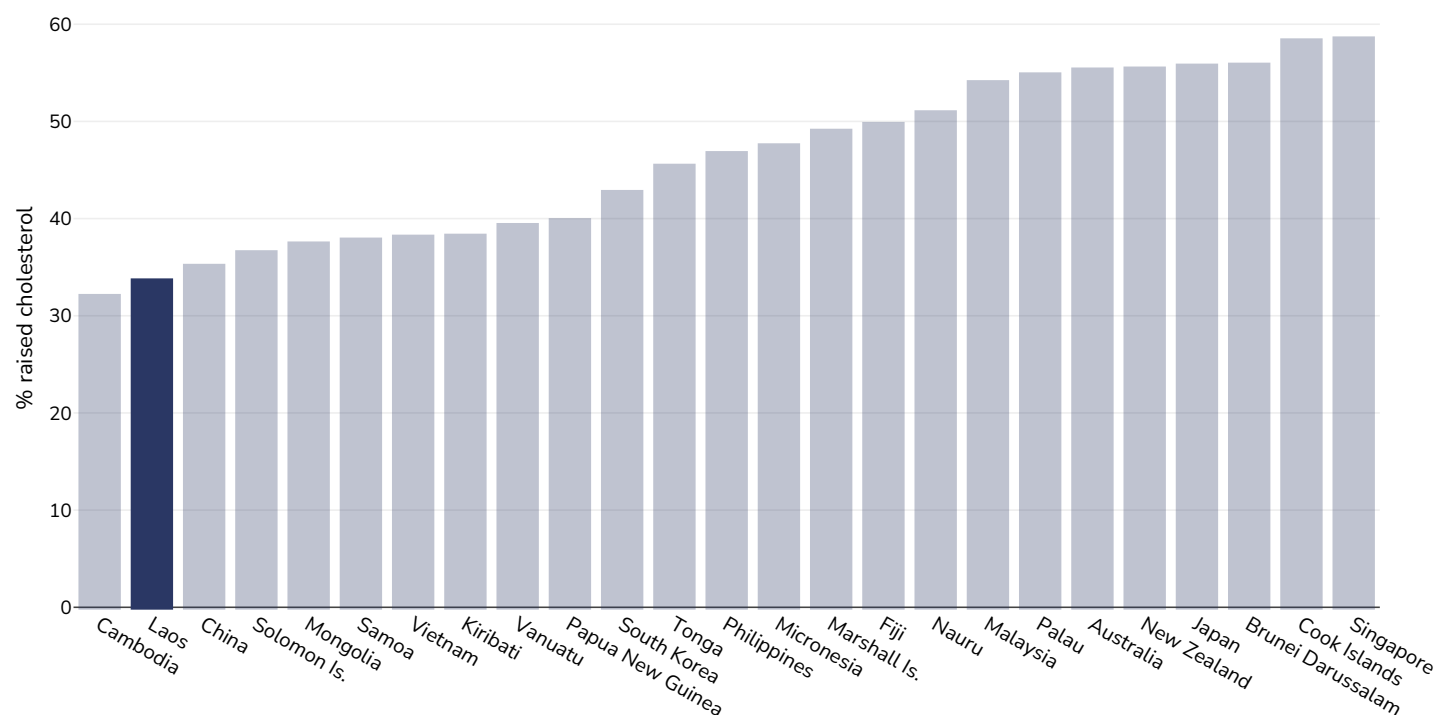
## Men, 2008



**References:** Global Health Observatory data repository, World Health Organisation, <http://apps.who.int/gho/data/node.main.A885>

**Definitions:** % Raised total cholesterol ( $\geq 5.0$  mmol/L) (age-standardized estimate).

## Women, 2008

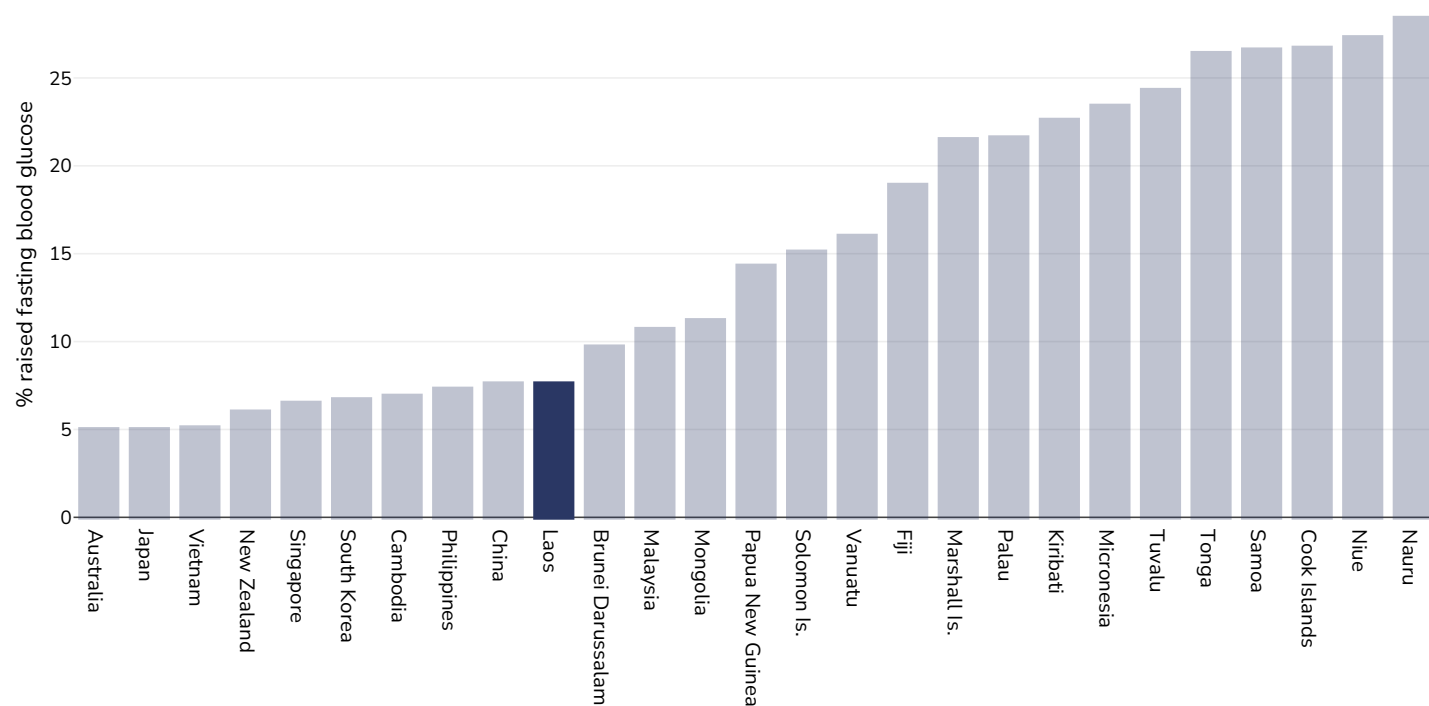


**References:** Global Health Observatory data repository, World Health Organisation, <http://apps.who.int/gho/data/node.main.A885>

**Definitions:** % Raised total cholesterol ( $\geq 5.0$  mmol/L) (age-standardized estimate).

## Raised fasting blood glucose

Men, 2014

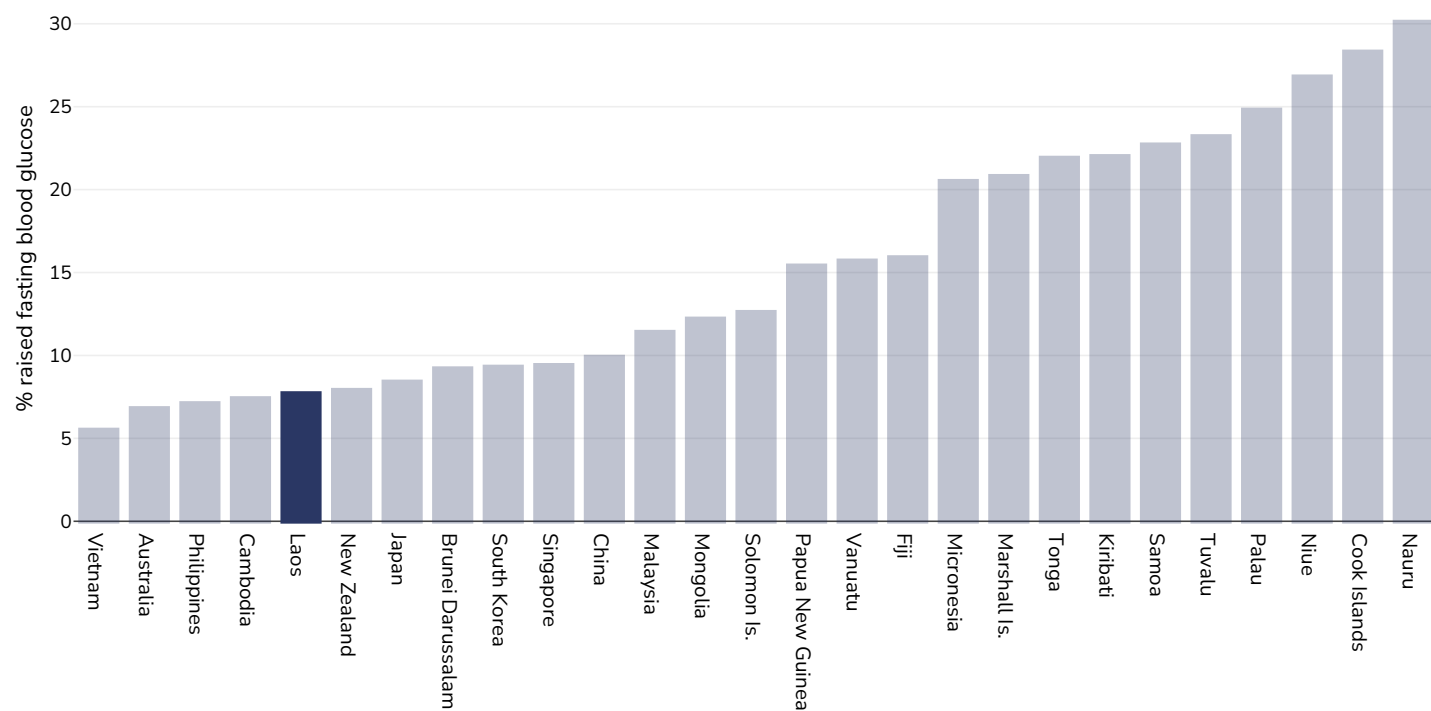


**References:** Global Health Observatory data repository, World Health Organisation, <http://apps.who.int/gho/data/node.main.A869?lang=en>

**Definitions:** Age Standardised % raised fasting blood glucose ( $\geq 7.0$  mmol/L or on medication).



## Women, 2014

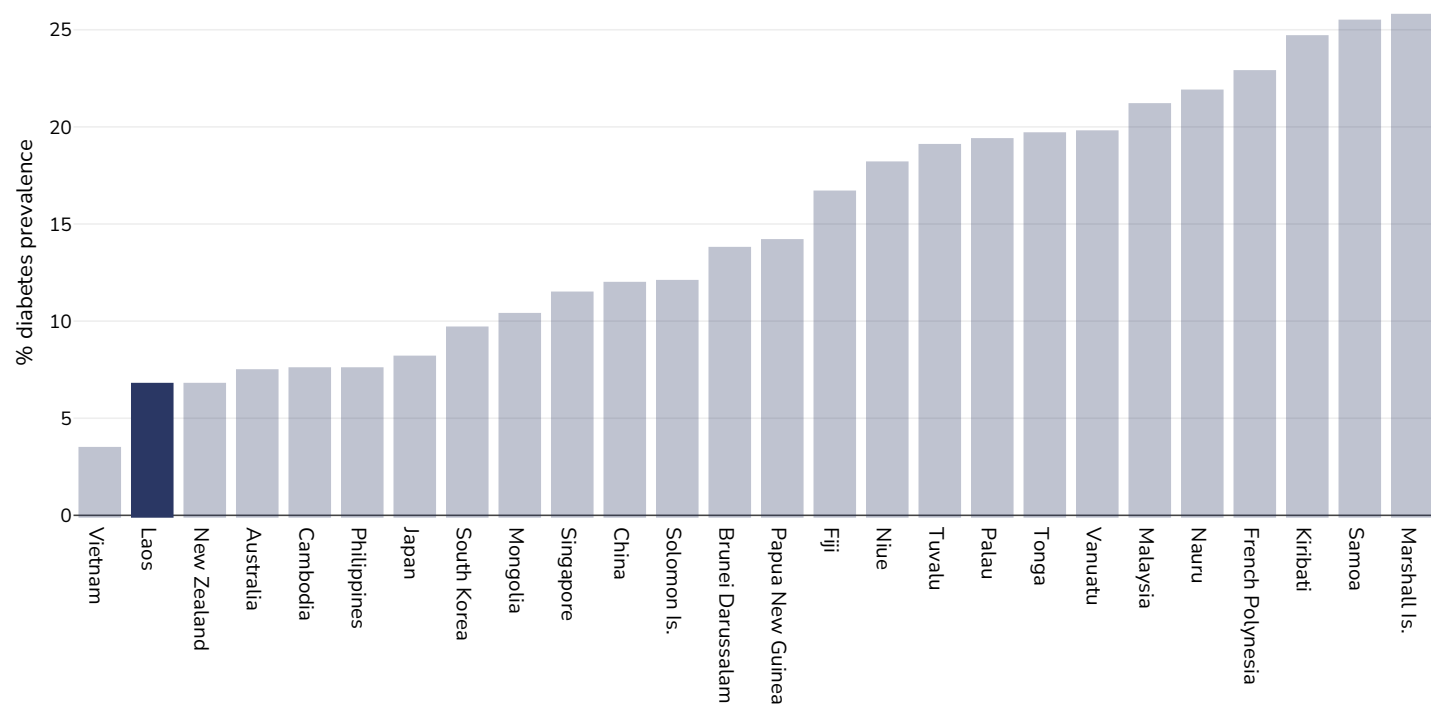


**References:** Global Health Observatory data repository, World Health Organisation, <http://apps.who.int/gho/data/node.main.A869?lang=en>

**Definitions:** Age Standardised % raised fasting blood glucose ( $\geq 7.0$  mmol/L or on medication).

## Diabetes prevalence

### Adults, 2024

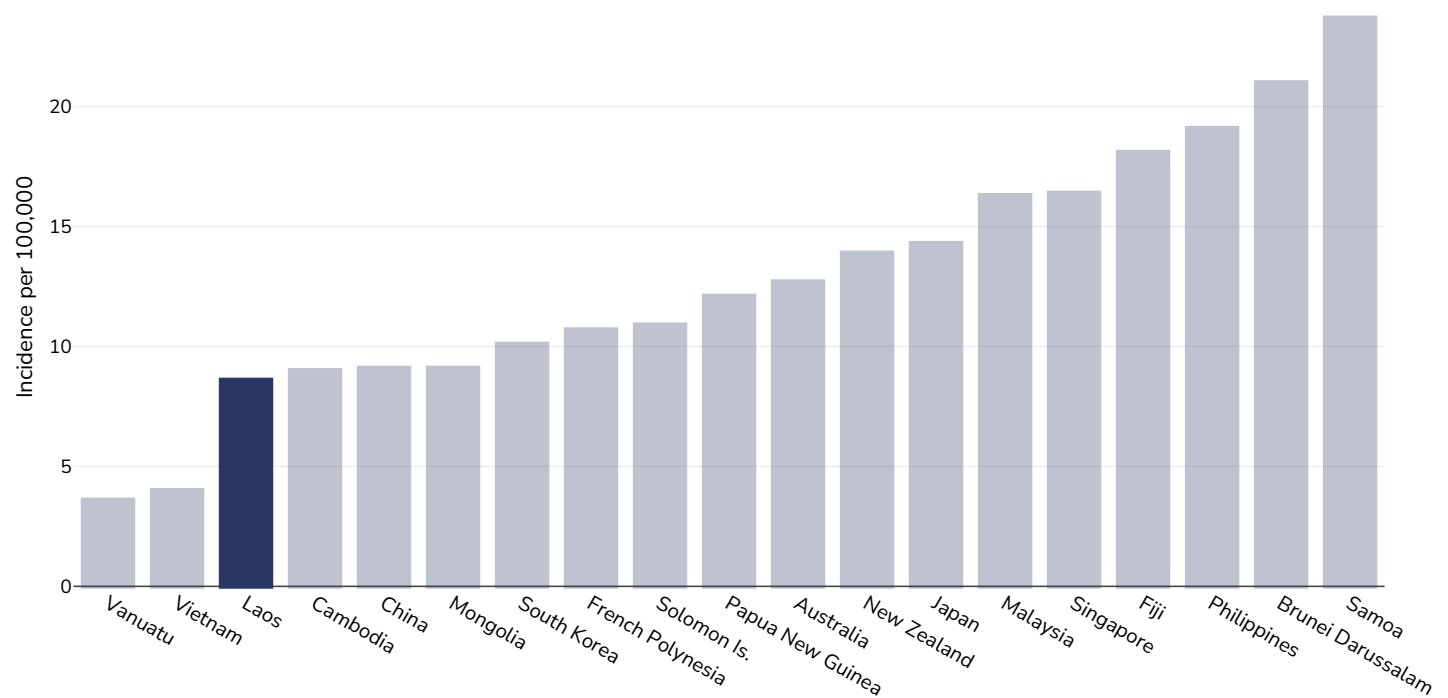


#### References:

Reproduced with kind permission International Diabetes Federation. IDF Diabetes Atlas, 11th edn. Brussels, Belgium:International Diabetes Federation, 2025. <http://www.diabetesatlas.org>

## Ovarian Cancer

### Women, 2022



Age: 20+

References: Ferlay J, Ervik M, Lam F, Laversanne M, Colombet M, Mery L, Piñeros M, Znaor A, Soerjomataram I, Bray F (2024). Global Cancer Observatory: Cancer Today. Lyon, France: International Agency for Research on Cancer. Available from: <https://gco.iarc.who.int/today>, accessed [16.07.24]

Definitions: Incidence per 100,000

## Leukemia

### Men, 2022



Age: 20+

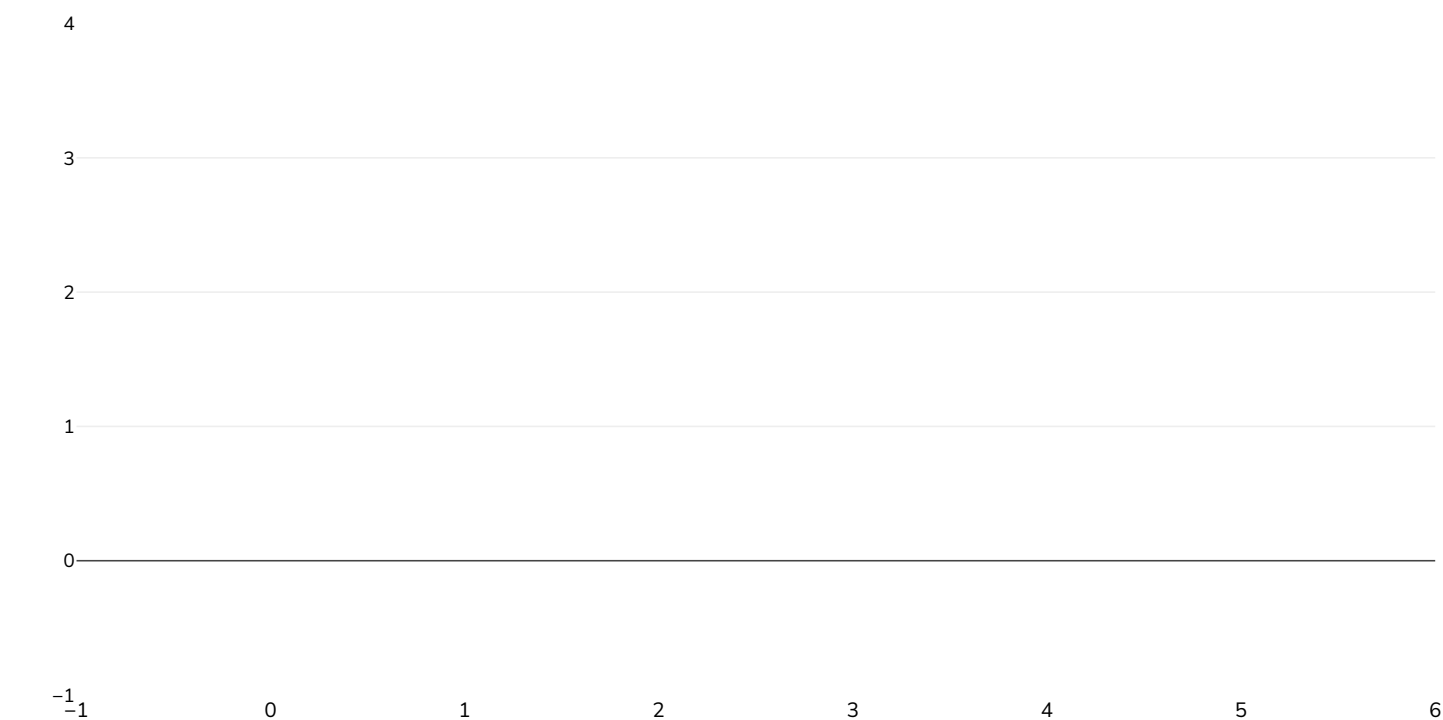
Area covered: National

References: Ferlay J, Ervik M, Lam F, Laversanne M, Colombet M, Mery L, Piñeros M, Znaor A, Soerjomataram I, Bray F (2024).Global Cancer Observatory: Cancer Today. Lyon, France: International Agency for Research on Cancer. Available from: <https://gco.iarc.who.int/today>, accessed [16.07.24]

Definitions: Incidence per 100,000

Unless otherwise noted, overweight refers to a BMI between 25kg and 29.9kg/m<sup>2</sup>, obesity refers to a BMI greater than 30kg/m<sup>2</sup>.

## Women, 2022



**Age:** 20+

**Area covered:** National

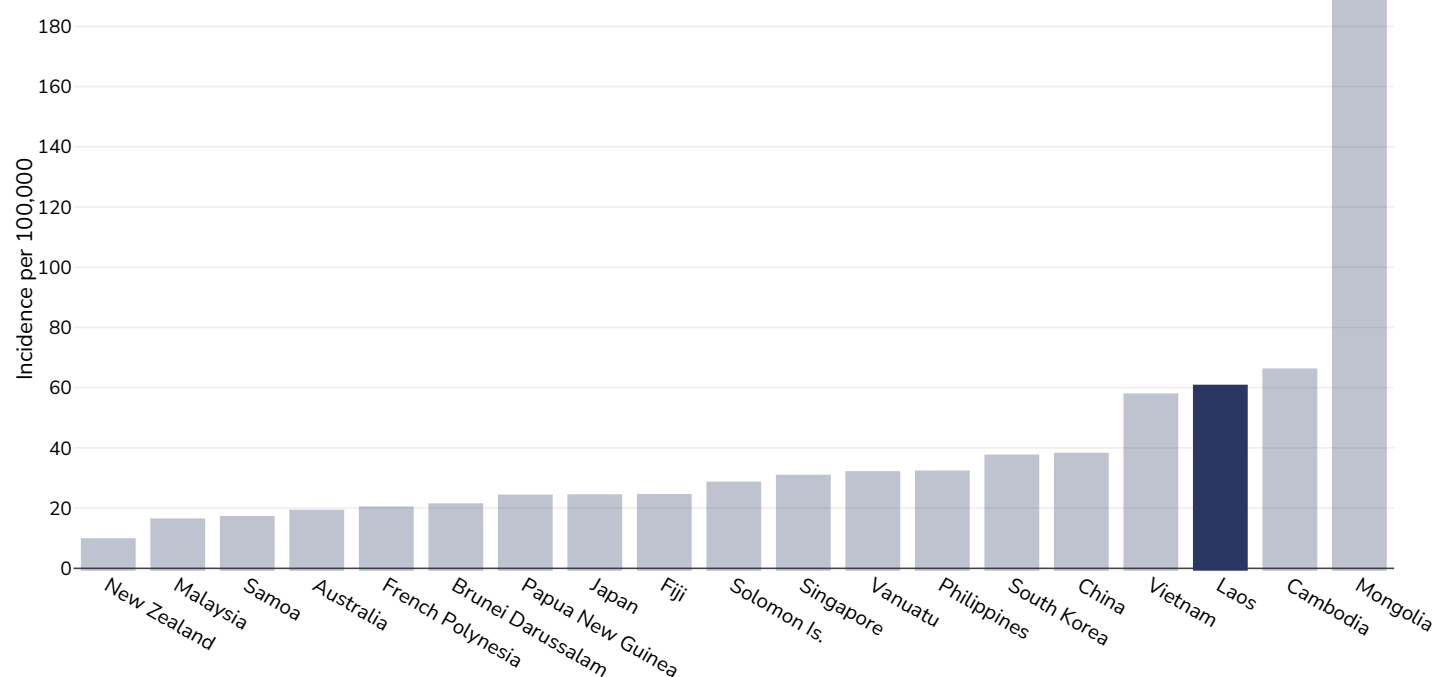
**References:** Ferlay J, Ervik M, Lam F, Laversanne M, Colombet M, Mery L, Piñeros M, Znaor A, Soerjomataram I, Bray F (2024). Global Cancer Observatory: Cancer Today. Lyon, France: International Agency for Research on Cancer. Available from: <https://gco.iarc.who.int/today>, accessed [16.07.24]

**Definitions:** Incidence per 100,000

*Unless otherwise noted, overweight refers to a BMI between 25kg and 29.9kg/m<sup>2</sup>, obesity refers to a BMI greater than 30kg/m<sup>2</sup>.*

## Liver and intrahepatic bile duct Cancer

### Men, 2022



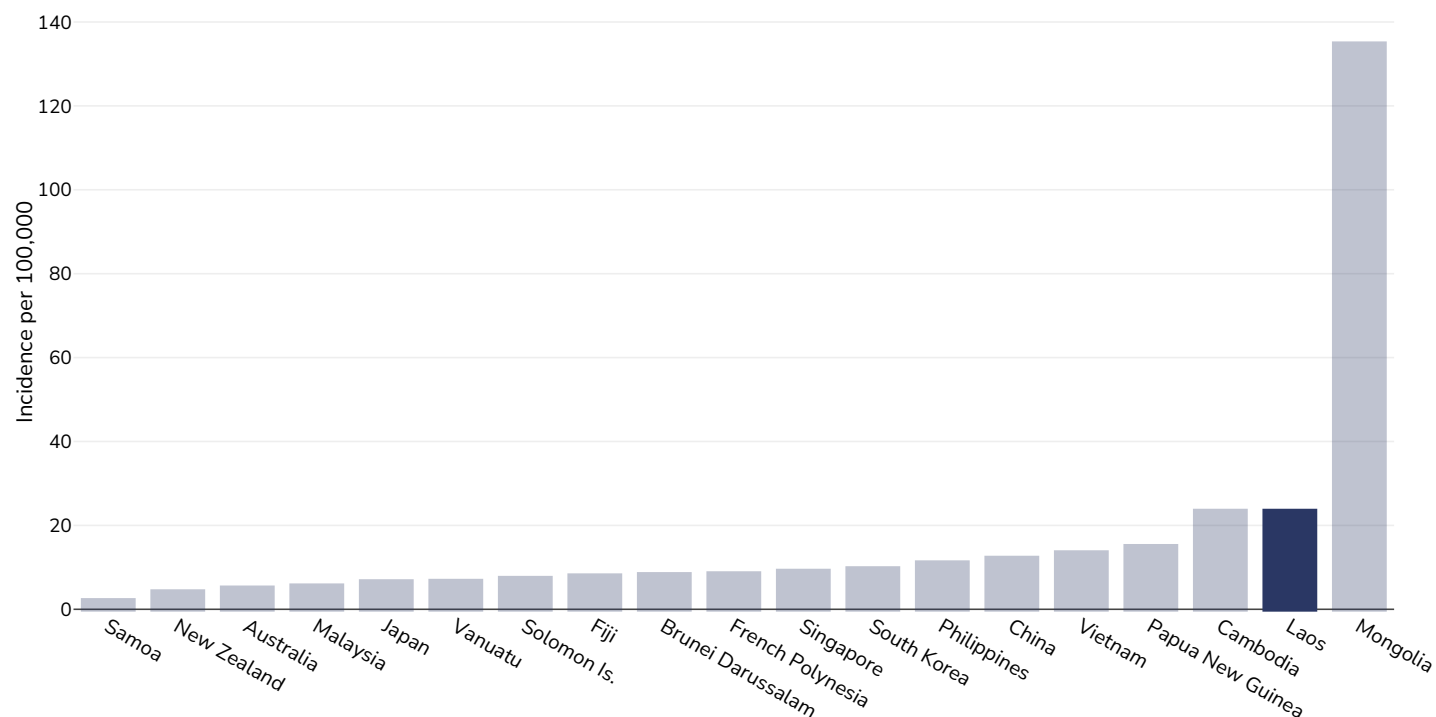
Age: 20+

Area covered: National

References: Ferlay J, Ervik M, Lam F, Laversanne M, Colombet M, Mery L, Piñeros M, Znaor A, Soerjomataram I, Bray F (2024). Global Cancer Observatory: Cancer Today. Lyon, France: International Agency for Research on Cancer. Available from: <https://gco.iarc.who.int/today>, accessed [16.07.24]

Definitions: Incidence per 100,000

## Women, 2022



Age: 20+

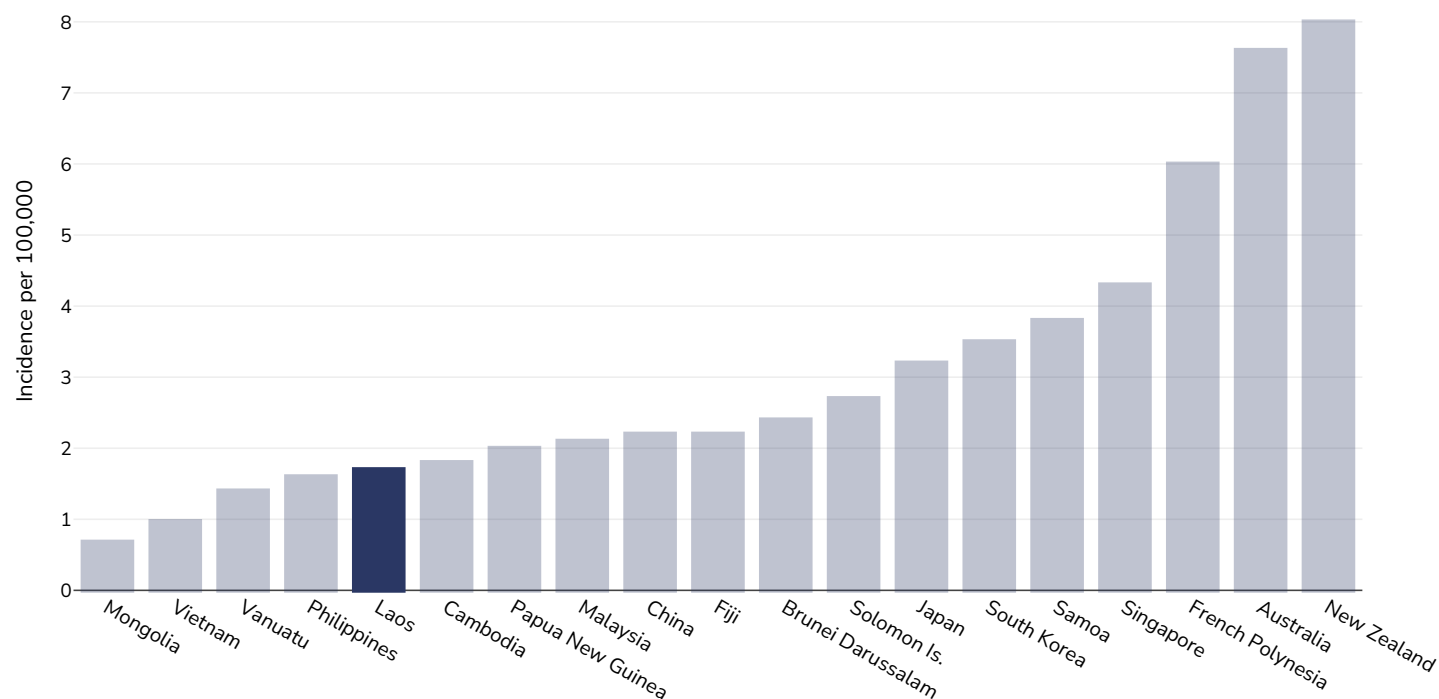
Area covered: National

References: Ferlay J, Ervik M, Lam F, Laversanne M, Colombet M, Mery L, Piñeros M, Znaor A, Soerjomataram I, Bray F (2024). Global Cancer Observatory: Cancer Today. Lyon, France: International Agency for Research on Cancer. Available from: <https://gco.iarc.who.int/today>, accessed [16.07.24]

Definitions: Incidence per 100,000

## Multiple Myeloma

### Men, 2022



Age: 20+

Area covered: National

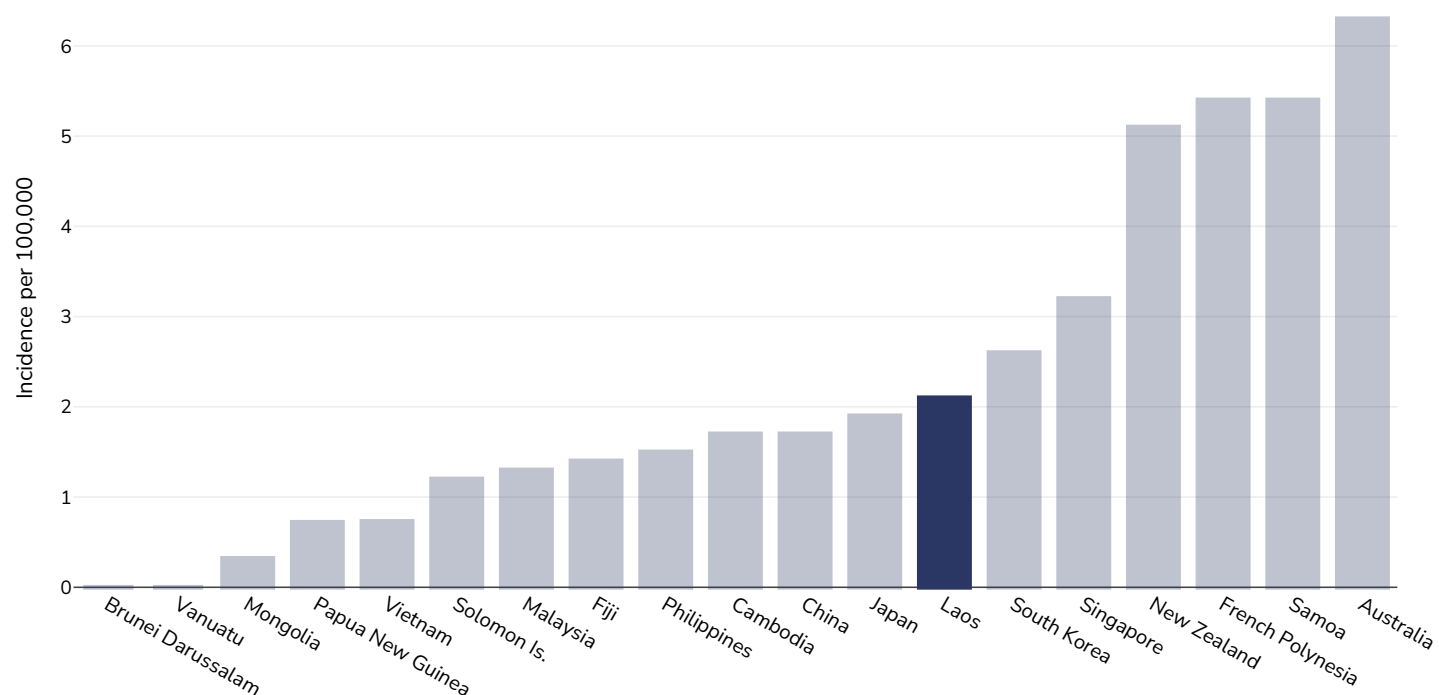
References: Ferlay J, Ervik M, Lam F, Laversanne M, Colombet M, Mery L, Piñeros M, Znaor A, Soerjomataram I, Bray F (2024). Global Cancer Observatory: Cancer Today. Lyon, France: International Agency for Research on Cancer. Available from: <https://gco.iarc.who.int/today>, accessed [16.07.24]

Definitions: Incidence per 100,000

Unless otherwise noted, overweight refers to a BMI between 25kg and 29.9kg/m<sup>2</sup>, obesity refers to a BMI greater than 30kg/m<sup>2</sup>.



## Women, 2022



Age: 20+

Area covered: National

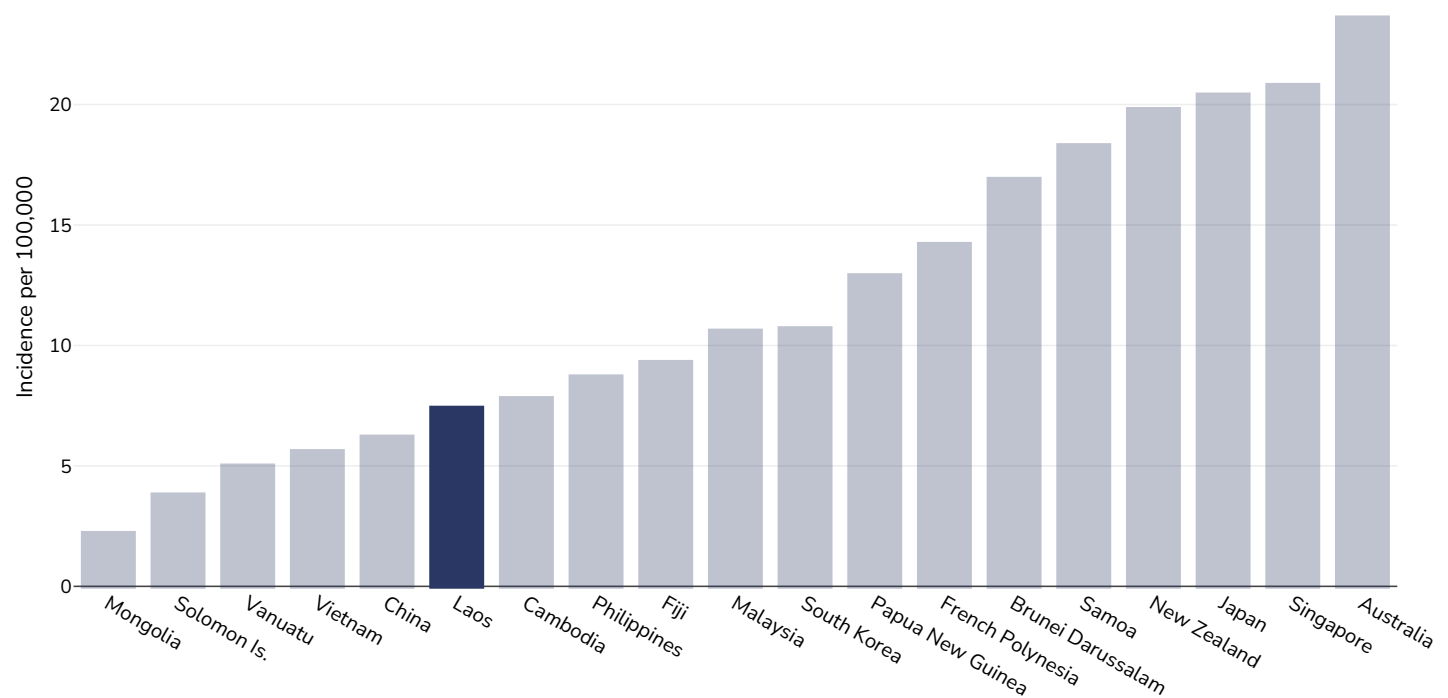
References: Ferlay J, Ervik M, Lam F, Laversanne M, Colombet M, Mery L, Piñeros M, Znaor A, Soerjomataram I, Bray F (2024). Global Cancer Observatory: Cancer Today. Lyon, France: International Agency for Research on Cancer. Available from: <https://gco.iarc.who.int/today>, accessed [16.07.24]

Definitions: Incidence per 100,000

Unless otherwise noted, overweight refers to a BMI between 25kg and 29.9kg/m<sup>2</sup>, obesity refers to a BMI greater than 30kg/m<sup>2</sup>.

## Non Hodgkin Lymphoma

Men, 2022



Age: 20+

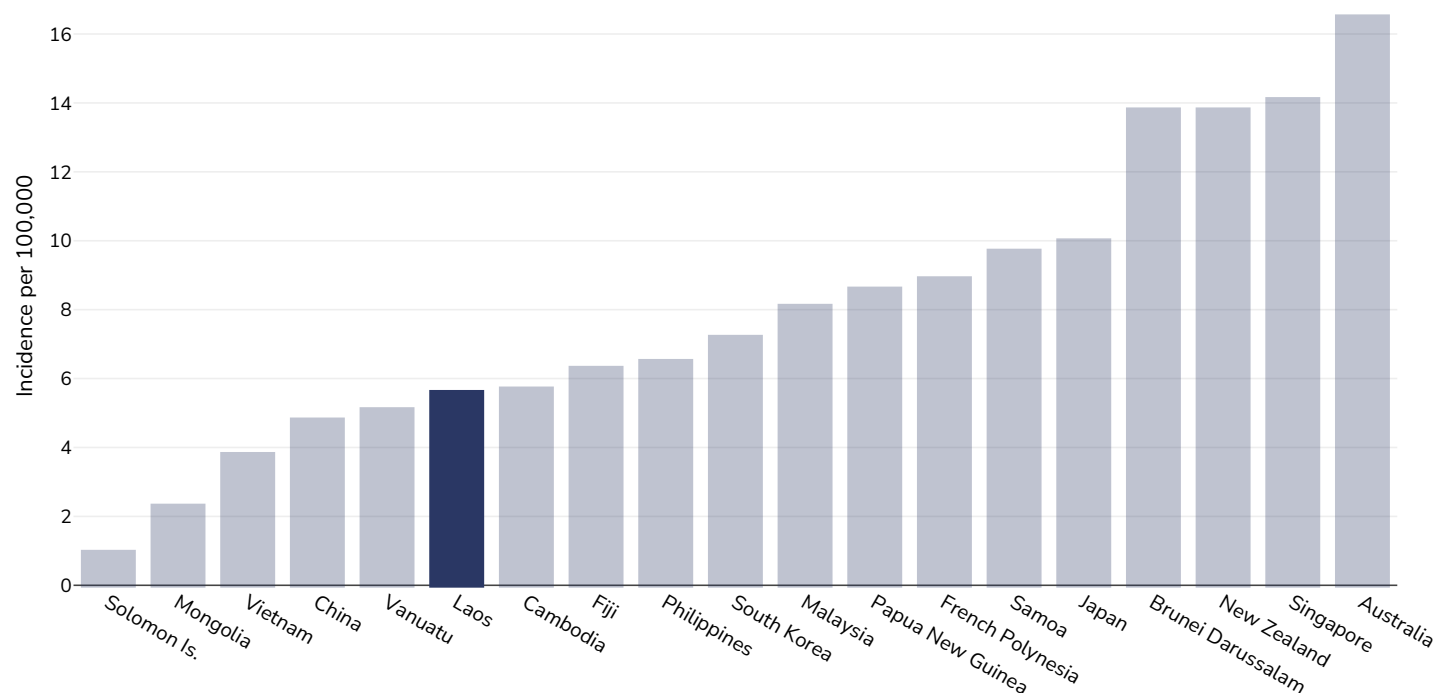
Area covered: National

References: Ferlay J, Ervik M, Lam F, Laversanne M, Colombet M, Mery L, Piñeros M, Znaor A, Soerjomataram I, Bray F (2024). Global Cancer Observatory: Cancer Today. Lyon, France: International Agency for Research on Cancer. Available from: <https://gco.iarc.who.int/today>, accessed [16.07.24]

Definitions: Incidence per 100,000

Unless otherwise noted, overweight refers to a BMI between 25kg and 29.9kg/m<sup>2</sup>, obesity refers to a BMI greater than 30kg/m<sup>2</sup>.

## Women, 2022



Age: 20+

Area covered: National

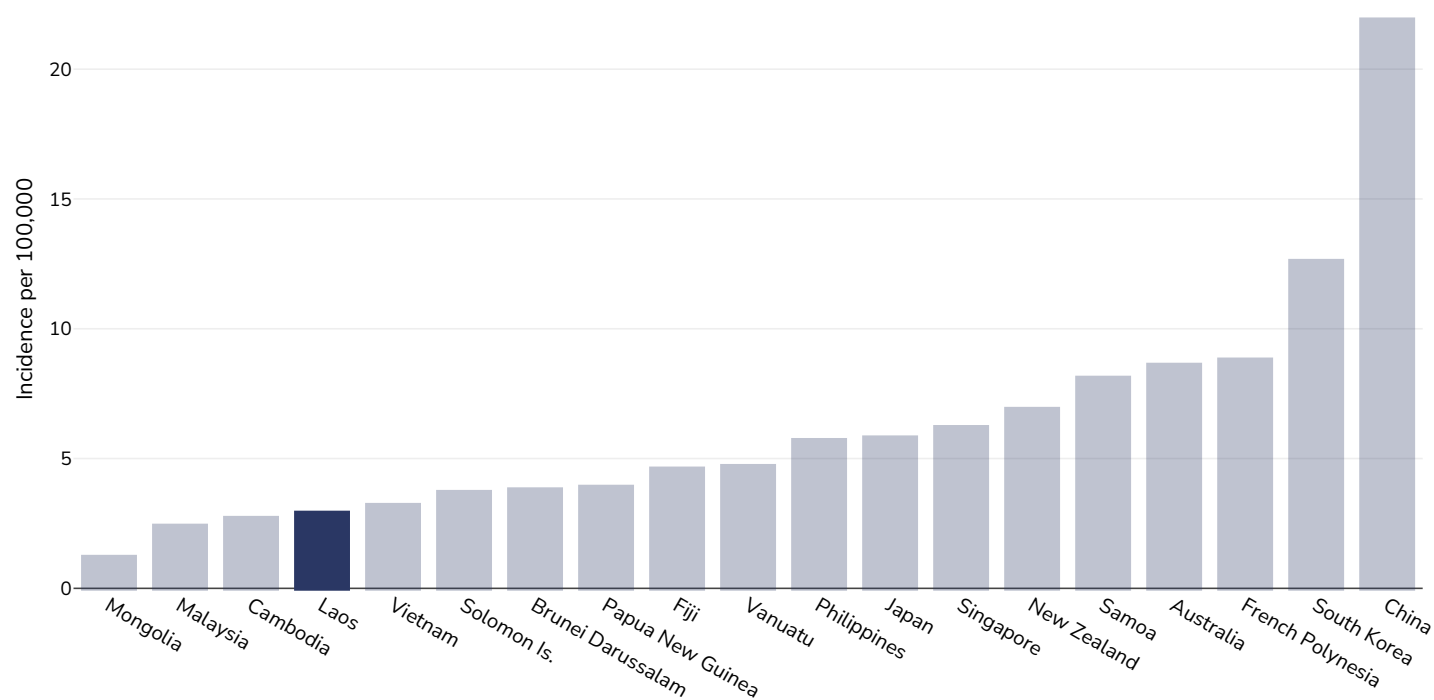
References: Ferlay J, Ervik M, Lam F, Laversanne M, Colombet M, Mery L, Piñeros M, Znaor A, Soerjomataram I, Bray F (2024). Global Cancer Observatory: Cancer Today. Lyon, France: International Agency for Research on Cancer. Available from: <https://gco.iarc.who.int/today>, accessed [16.07.24]

Definitions: Incidence per 100,000

Unless otherwise noted, overweight refers to a BMI between 25kg and 29.9kg/m<sup>2</sup>, obesity refers to a BMI greater than 30kg/m<sup>2</sup>.

## Thyroid Cancer

Men, 2022



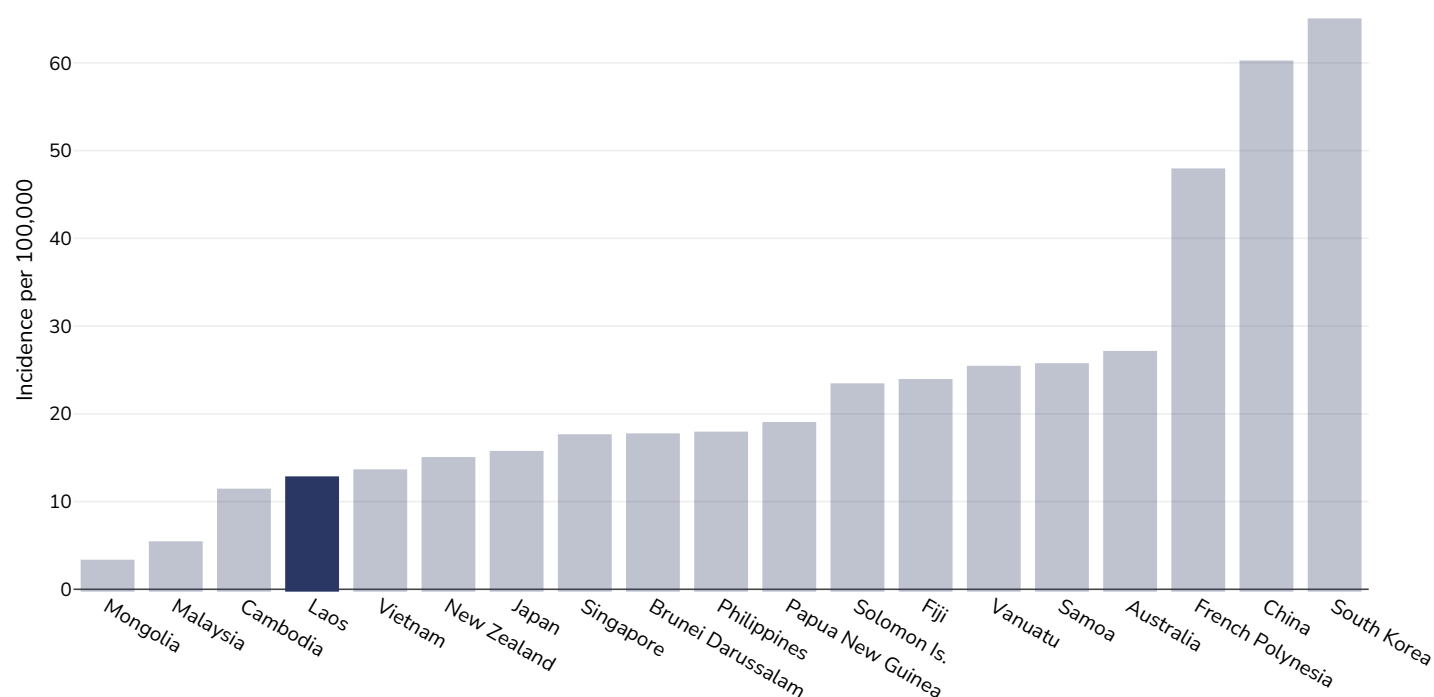
Age: 20+

Area covered: National

References: Ferlay J, Ervik M, Lam F, Laversanne M, Colombet M, Mery L, Piñeros M, Znaor A, Soerjomataram I, Bray F (2024). Global Cancer Observatory: Cancer Today. Lyon, France: International Agency for Research on Cancer. Available from: <https://gco.iarc.who.int/today>, accessed [16.07.24]

Definitions: Incidence per 100,000

## Women, 2022



Age: 20+

Area covered: National

References: Ferlay J, Ervik M, Lam F, Laversanne M, Colombet M, Mery L, Piñeros M, Znaor A, Soerjomataram I, Bray F (2024). Global Cancer Observatory: Cancer Today. Lyon, France: International Agency for Research on Cancer. Available from: <https://gco.iarc.who.int/today>, accessed [16.07.24]

Definitions: Incidence per 100,000

PDF created on July 18, 2025