



# Kyrgyzstan



## Country report card - children

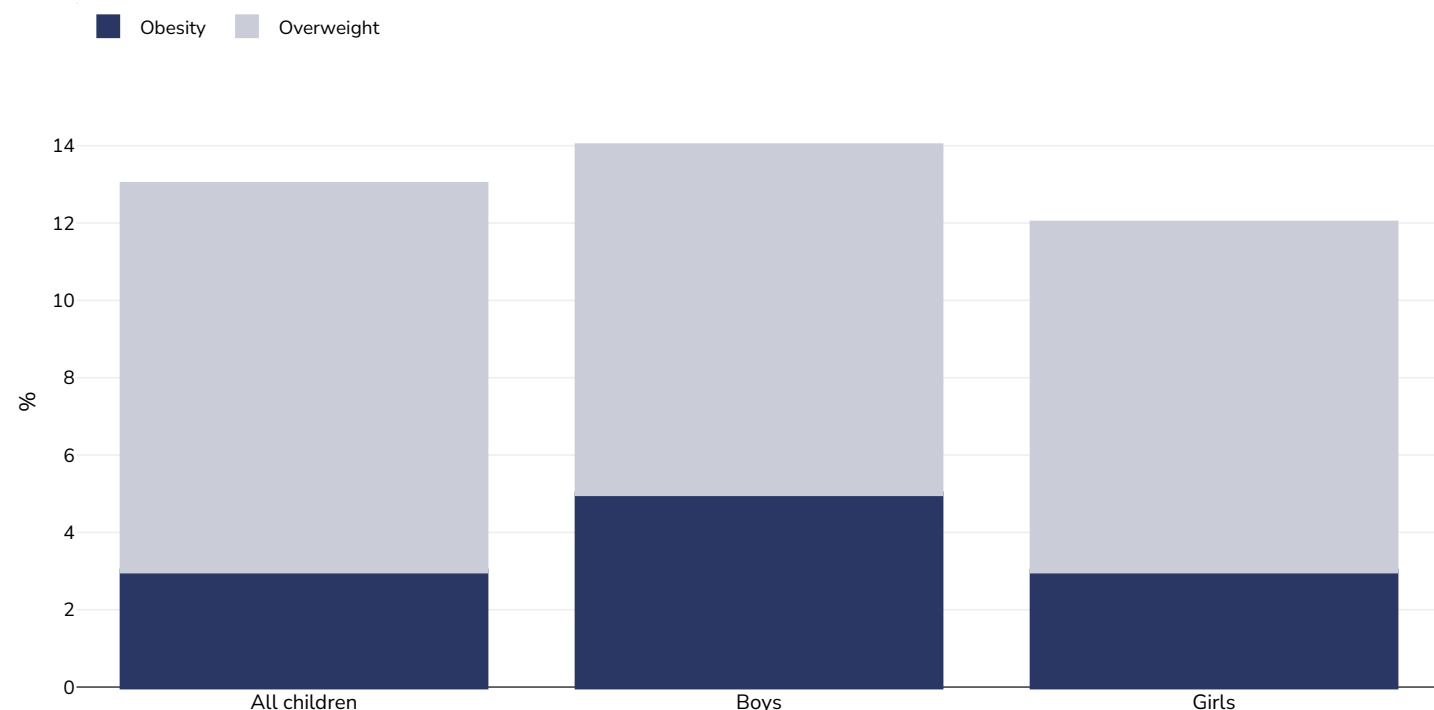
*This report card contains the latest data available on the Global Obesity Observatory on overweight and obesity for children, including adolescents (aged 5 to 18 years). Where available, data on common and relevant obesity drivers and comorbidities are also presented.*

*View the latest version of this report on the Global Obesity Observatory at <https://data.worldobesity.org/country/kyrgyzstan-116/>.*

Contents	Page
Obesity prevalence	3
Overweight/obesity by age	4
Overweight/obesity by region	5
Overweight/obesity by socio-economic group	6
Double burden of underweight & overweight	8
Insufficient physical activity	9
Prevalence of at least daily carbonated soft drink consumption	11
Mental health - depression disorders	13
Mental health - anxiety disorders	16

## Obesity prevalence

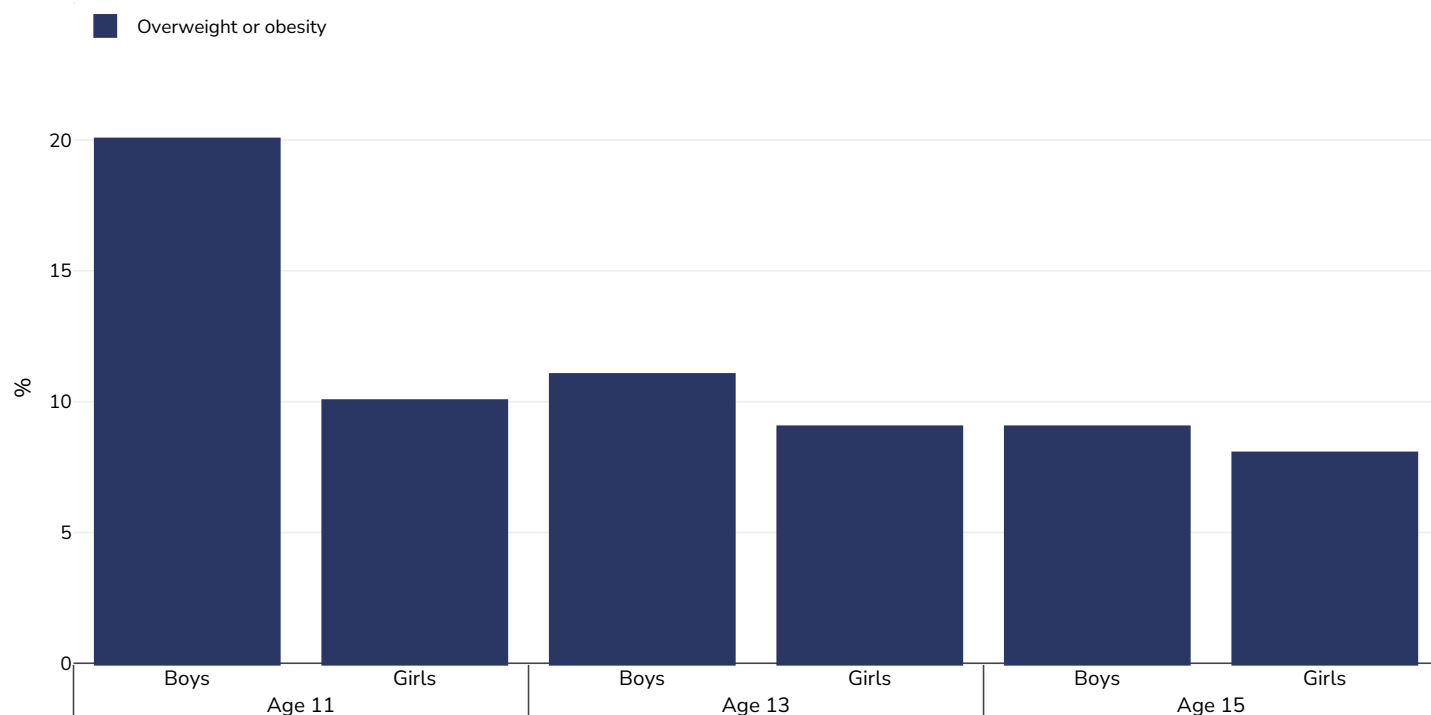
### Children, 2022-2024



Survey type:	Measured
Age:	7
Area covered:	National
References:	WHO European Childhood Obesity Surveillance Initiative (COSI): A brief review of results from round 6 of COSI (2022-2024). Copenhagen: WHO Regional Office for Europe; 2024. Licence: CC BY-NC-SA 3.0 IGO.
Cutoffs:	WHO 2007

## Overweight/obesity by age

### Children, 2021-2022



Survey type: Self-reported

Area covered: See Report

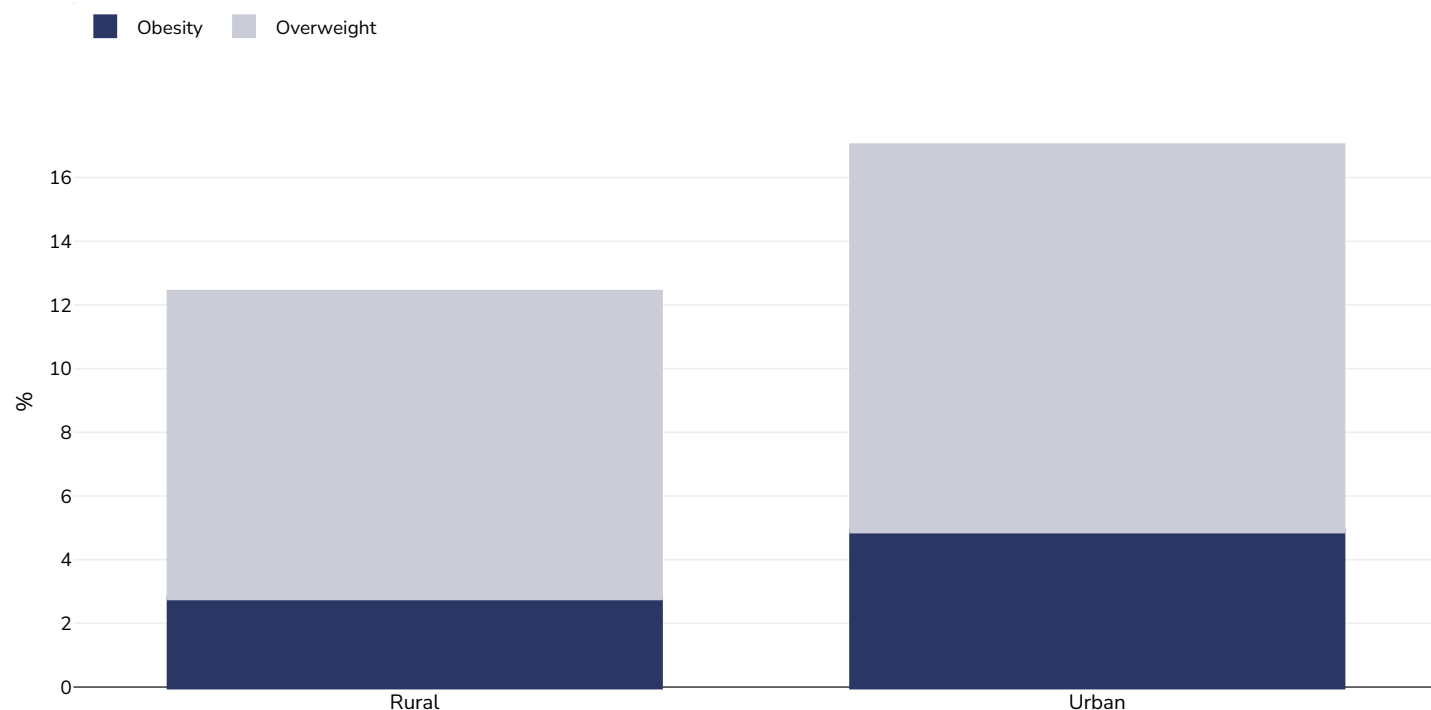
**References:** Rakić JG, Hamrik Z, Dzielska A, Felder-Puig R, Oja L, Bakalár P et al. A focus on adolescent physical activity, eating behaviours, weight status and body image in Europe, central Asia and Canada. Health Behaviour in School-aged Children (HBSC) international report from the 2021/2022 survey. Volume 4. Copenhagen: WHO Regional Office for Europe; 2024. 'Any translation was not created by the World Health Organization (WHO). WHO is not responsible for the content or accuracy of this translation. The original English edition shall be the binding and authentic edition'

**Notes:** HBSC aims to survey approximately 1500 pupils per age group in each country or region (totaling around 4500)

**Cutoffs:** +2SD

## Overweight/obesity by region

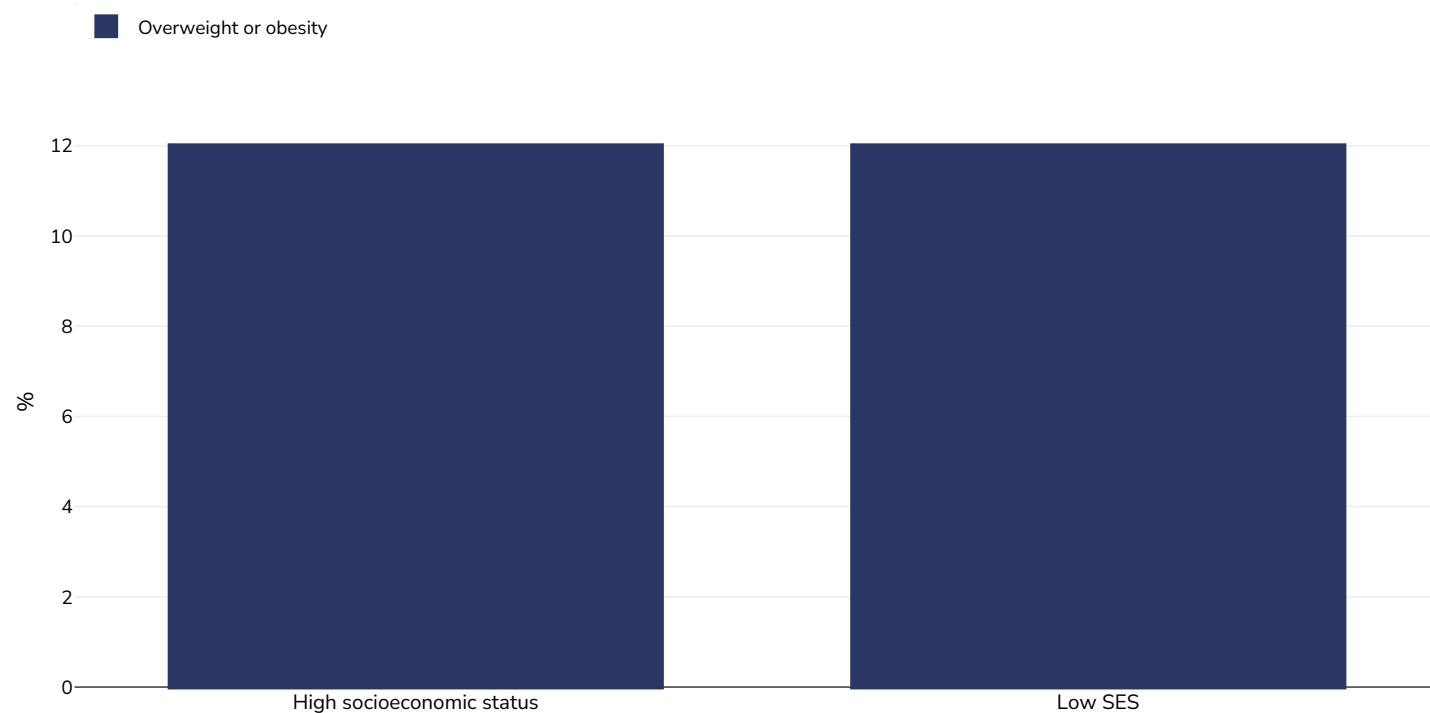
### Children, 2021



Survey type:	Measured
Age:	5-9
Sample size:	1428
Area covered:	National
References:	Ministry of Health, UNICEF, WFP, FAO, WHO, USAID, Advancing Nutrition-USAID, Mercy Corps-USDA, and GroundWork. National Integrated Micronutrient and Anthropometry Survey 2021. Bishkek, Kyrgyz Republic; 2022.
Definitions:	Overweight is defined as a BMI-for-age z-score of $>+1$ , while obesity will be defined as a BMI-for-age z-score of $>+2$
Cutoffs:	WHO

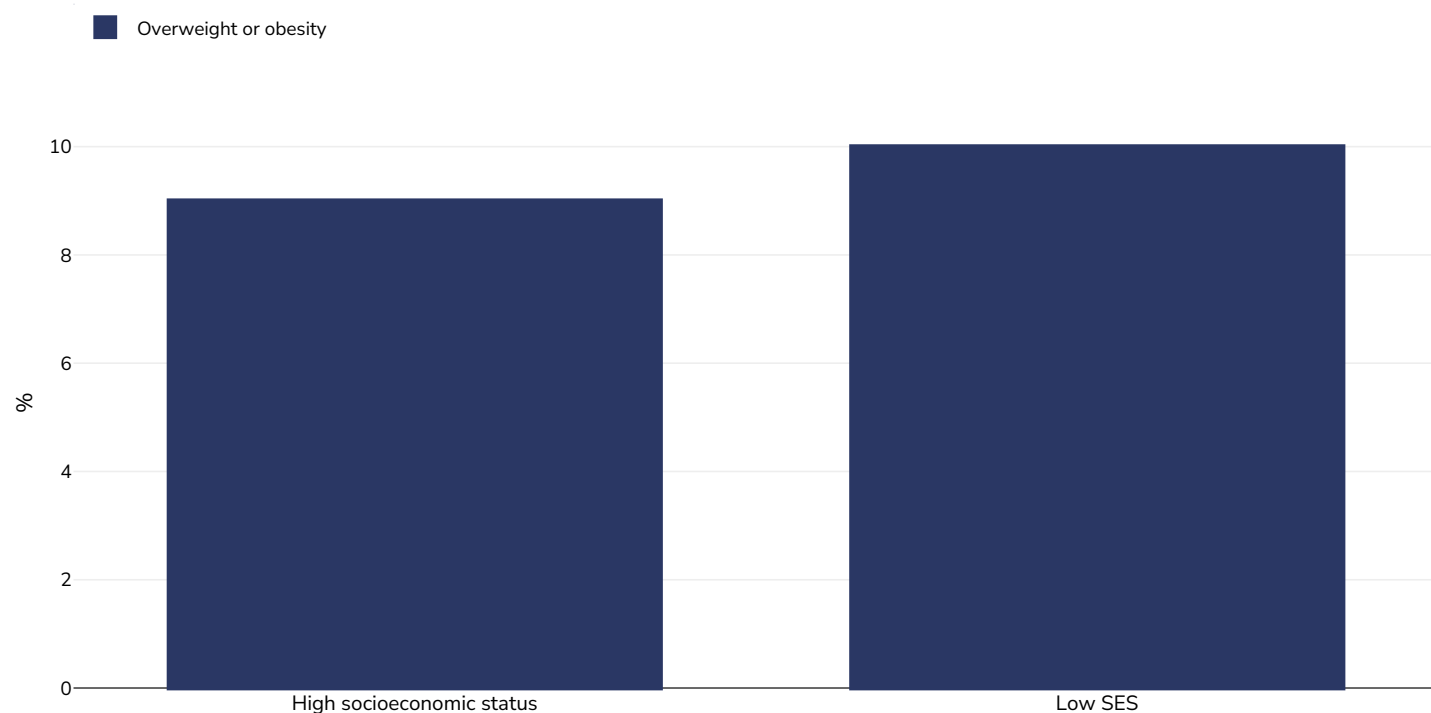
## Overweight/obesity by socio-economic group

### Boys, 2021-2022



Survey type:	Self-reported
Age:	11-15
References:	Raki? JG, Hamrik Z, Dzielska A, Felder-Puig R, Oja L, Bakalár P et al. A focus on adolescent physical activity, eating behaviours, weight status and body image in Europe, central Asia and Canada. Health Behaviour in School-aged Children (HBSC) international report from the 2021/2022 survey. Volume 4. Copenhagen: WHO Regional Office for Europe; 2024. 'Any translation was not created by the World Health Organization (WHO). WHO is not responsible for the content or accuracy of this translation. The original English edition shall be the binding and authentic edition'
Notes:	Family affluence scaleHBSC aims to survey approximately 1500 pupils per age group in each country or region (totaling around 4500)
Cutoffs:	+2SD

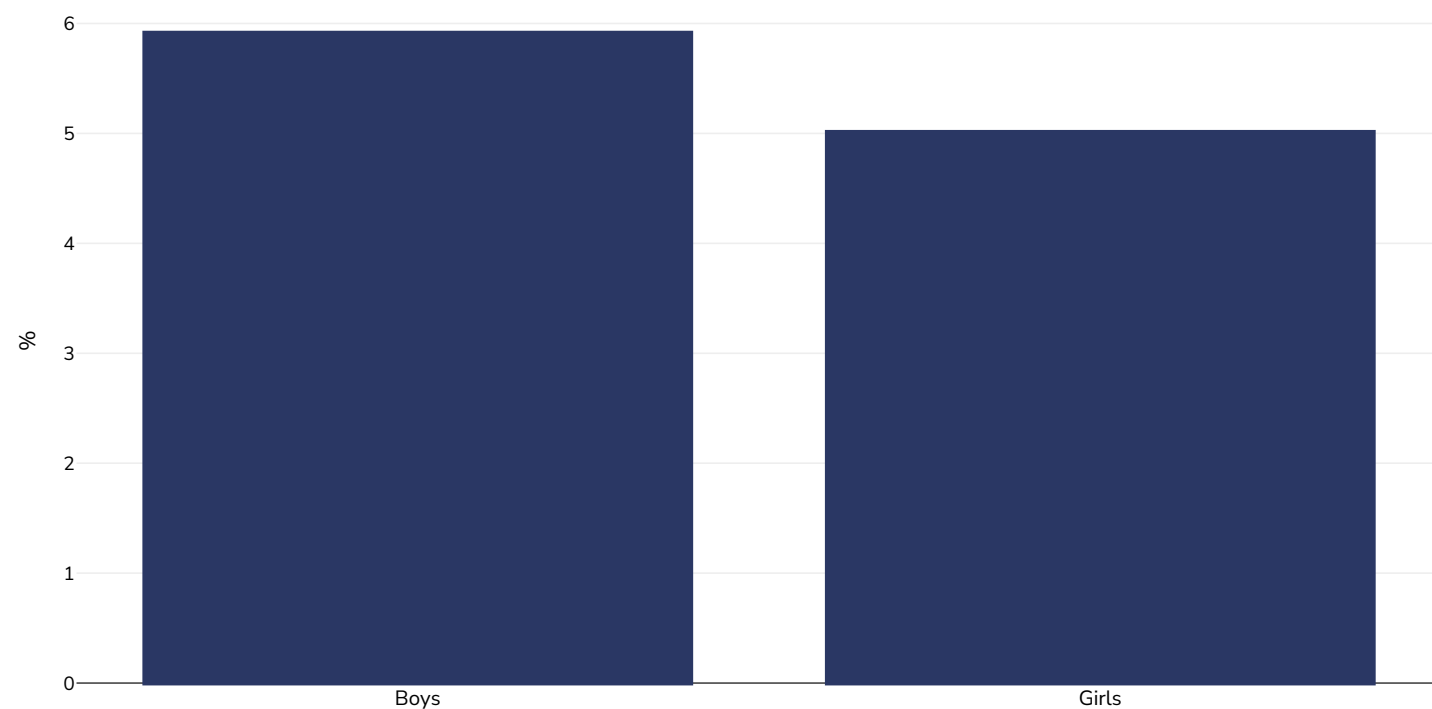
## Girls, 2021-2022



Survey type:	Self-reported
Age:	11-15
References:	Raki? JG, Hamrik Z, Dzielska A, Felder-Puig R, Oja L, Bakalár P et al. A focus on adolescent physical activity, eating behaviours, weight status and body image in Europe, central Asia and Canada. Health Behaviour in School-aged Children (HBSC) international report from the 2021/2022 survey. Volume 4. Copenhagen: WHO Regional Office for Europe; 2024. 'Any translation was not created by the World Health Organization (WHO). WHO is not responsible for the content or accuracy of this translation. The original English edition shall be the binding and authentic edition'
Notes:	Family affluence scaleHBSC aims to survey approximately 1500 pupils per age group in each country or region (totaling around 4500)
Cutoffs:	+2SD

## Double burden of underweight & overweight

### Children, 2022

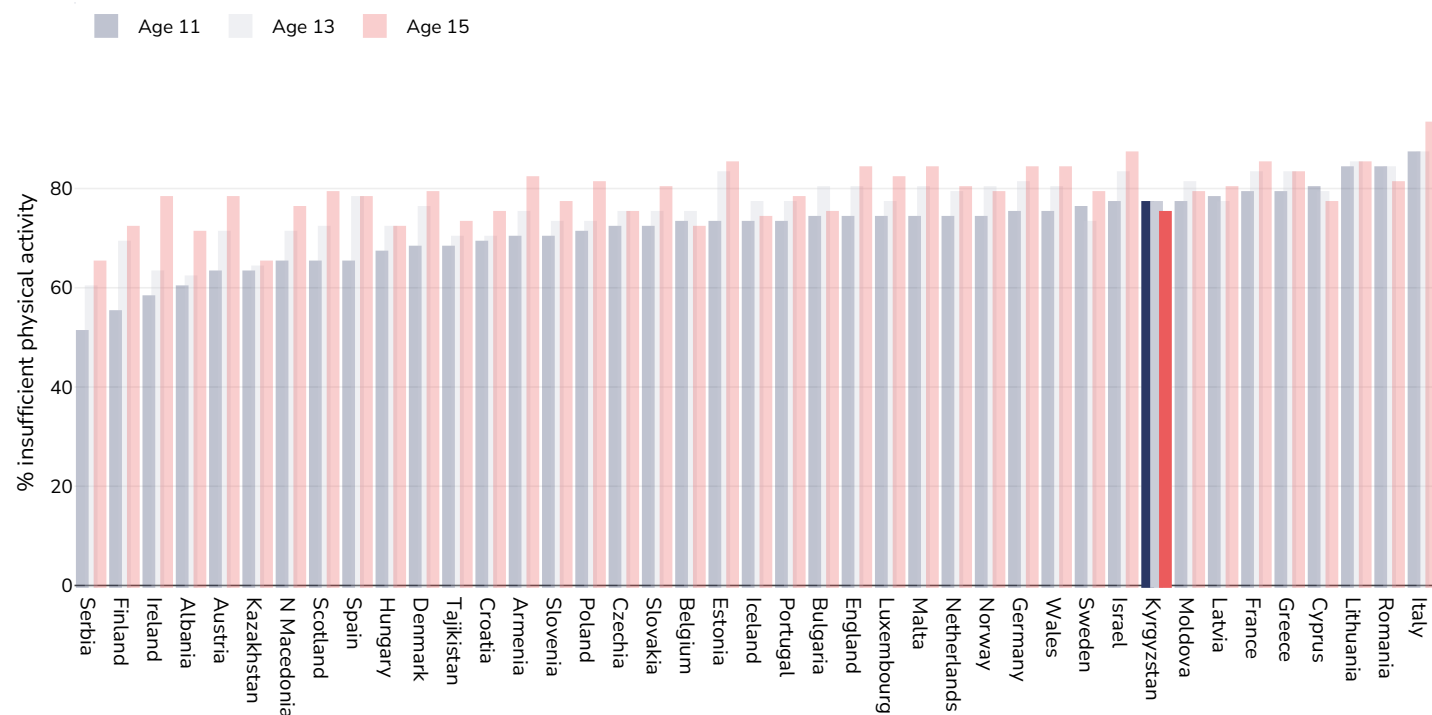


Survey type:	Measured
Age:	5-19
References:	NCD Risk Factor Collaboration (NCD-RisC). Worldwide trends in underweight and obesity from 1990 to 2022: a pooled analysis of 3663 population representative studies with 222 million children, adolescents, and adults. Lancet 2024; published online Feb 29. <a href="https://doi.org/10.1016/S0140-6736(23)02750-2">https://doi.org/10.1016/S0140-6736(23)02750-2</a> .
Notes:	Age standardised estimates
Definitions:	Combined prevalence of BMI < -2SD and BMI > 2SD (double burden of thinness and obesity)
Cutoffs:	BMI < -2SD and BMI > 2SD



## Insufficient physical activity

### Boys, 2022



Survey type: Self-reported

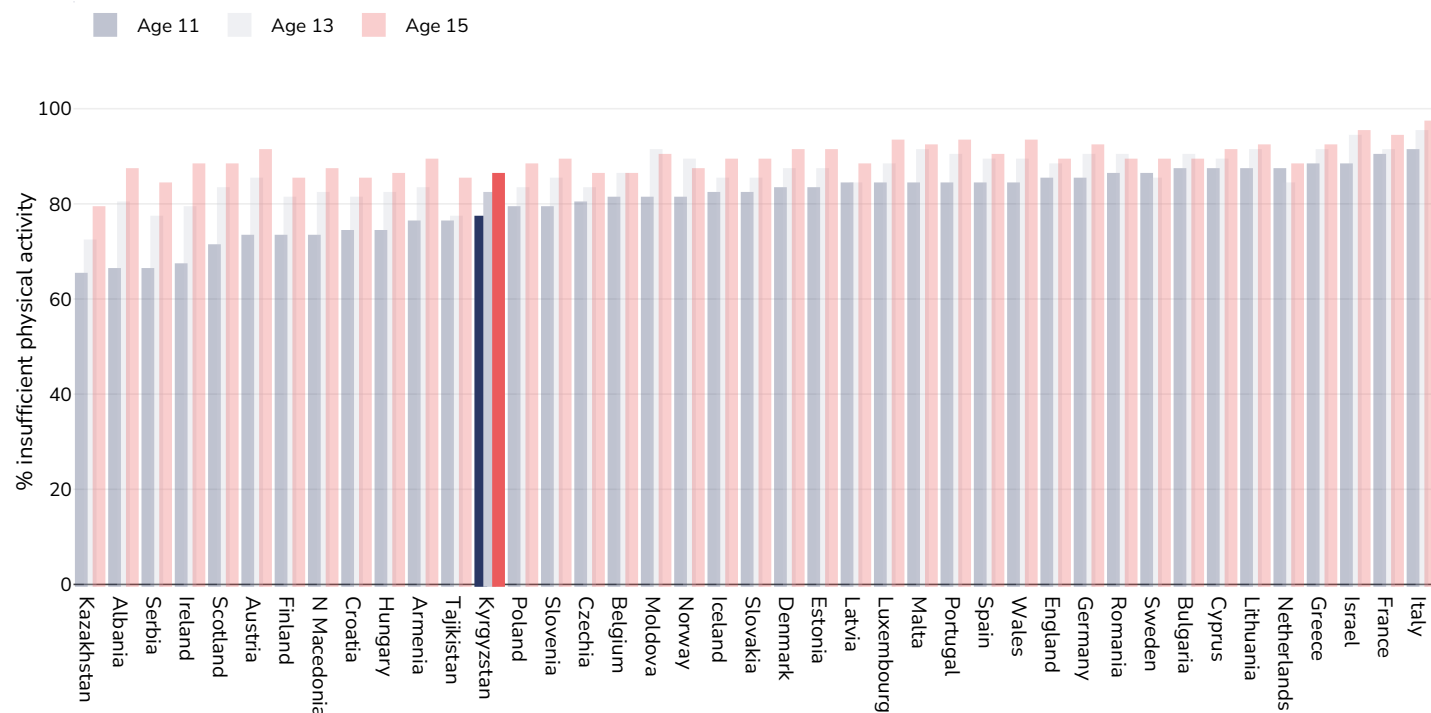
Area covered: National

References: Rakic JG, Hamrik Z, Dzielska A, Felder-Puig R, Oja L, Bakalár P et al. A focus on adolescent physical activity, eating behaviours, weight status and body image in Europe, central Asia and Canada. Health Behaviour in School-aged Children international report from the 2021/2022 survey. Volume 4. Copenhagen: WHO Regional Office for Europe; 2024. Licence: CC BY-NC-SA 3.0 IGO. Health Behaviour in School-aged Children study (2023), Data browser (findings from the 2021/22 international HBSC survey): <https://data-browser.hbsc.org>.

Notes: Young people were asked to report the number of days over the past week during which they were physically active for a total of at least 60 minutes. The question was introduced by text defining moderate-to-vigorous physical activity (MVPA) as any activity that increases the heart rate and makes the person get out of breath some of the time, with examples provided. Findings presented on the Observatory show the proportions who report less than 60 minutes of MVPA daily. NB. National except Belgium (Flemish speaking region only)

Definitions: % reporting less than 60 minutes of MVPA daily

## Girls, 2022



Survey type: Self-reported

Area covered: National

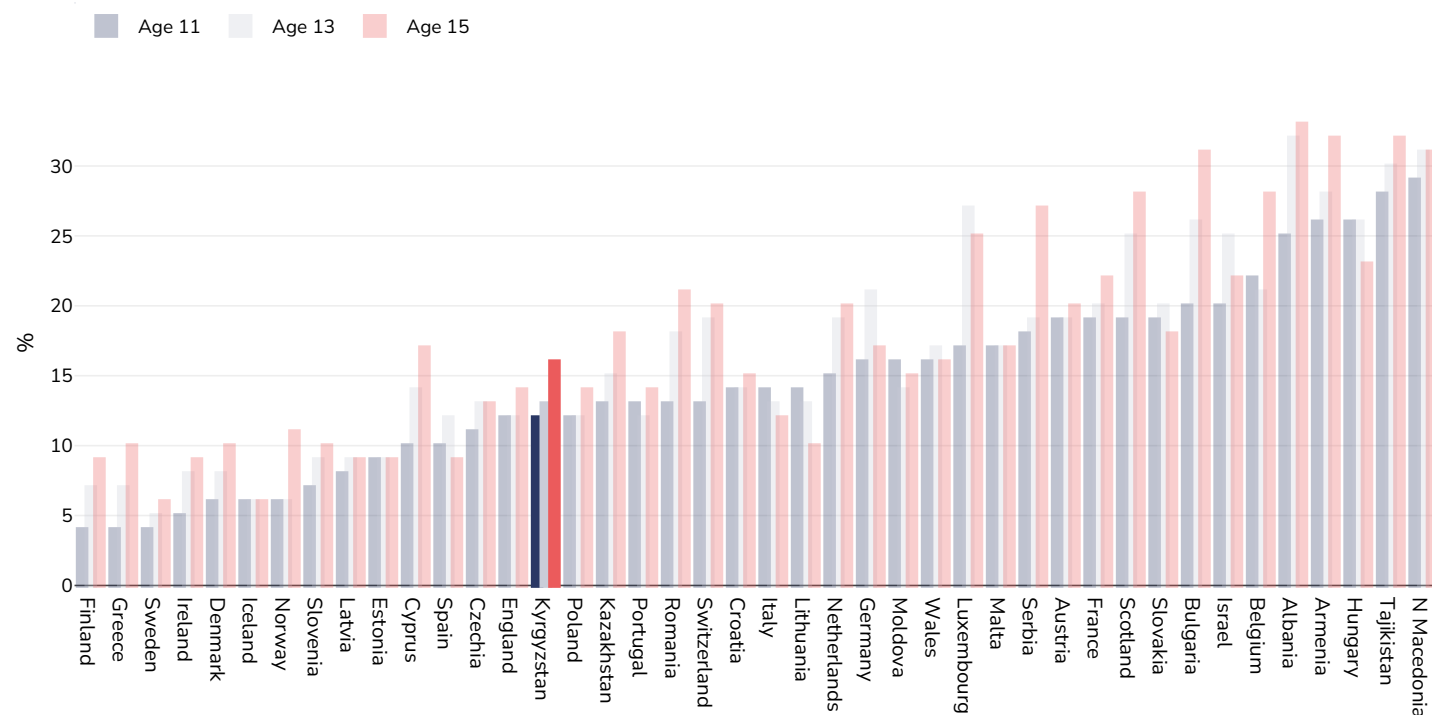
References: Rakic JG, Hamrik Z, Dzielska A, Felder-Puig R, Oja L, Bakalár P et al. A focus on adolescent physical activity, eating behaviours, weight status and body image in Europe, central Asia and Canada. Health Behaviour in School-aged Children international report from the 2021/2022 survey. Volume 4. Copenhagen: WHO Regional Office for Europe; 2024. Licence: CC BY-NC-SA 3.0 IGO. Health Behaviour in School-aged Children study (2023), Data browser (findings from the 2021/22 international HBSC survey): <https://data-browser.hbsc.org>.

Notes: Young people were asked to report the number of days over the past week during which they were physically active for a total of at least 60 minutes. The question was introduced by text defining moderate-to-vigorous physical activity (MVPA) as any activity that increases the heart rate and makes the person get out of breath some of the time, with examples provided. Findings presented on the Observatory show the proportions who report less than 60 minutes of MVPA daily. NB. National except Belgium (Flemish speaking region only)

Definitions: % reporting less than 60 minutes of MVPA daily

## Prevalence of at least daily carbonated soft drink consumption

### Boys, 2021-2022



Area covered:

National

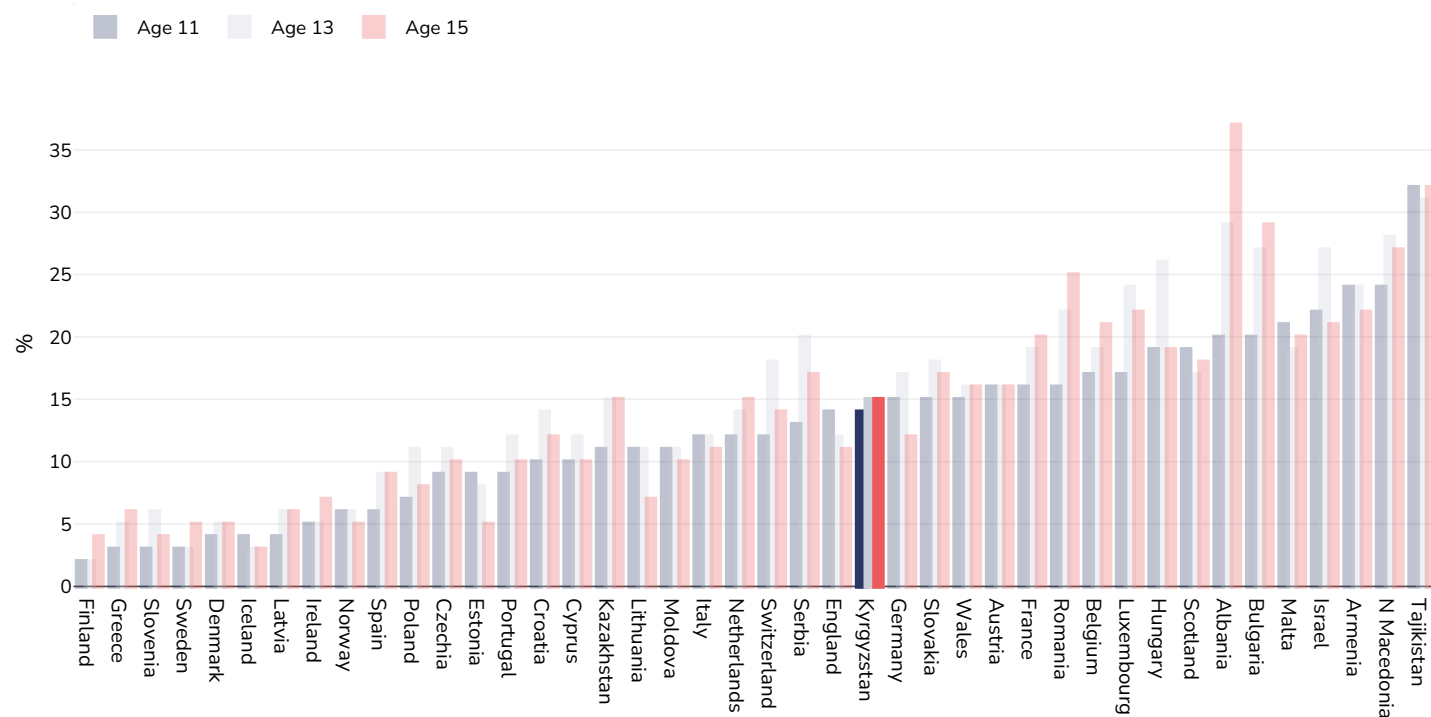
References:

Health Behaviour in School-aged Children study (2023), Data browser (findings from the 2021/22 international HBSC survey):  
<https://data-browser.hbsc.org..>

Definitions:

Proportion who reported drinking sugary soft drinks daily (at least once)

## Girls, 2021-2022



Area covered:

National

References:

Health Behaviour in School-aged Children study (2023), Data browser (findings from the 2021/22 international HBSC survey):

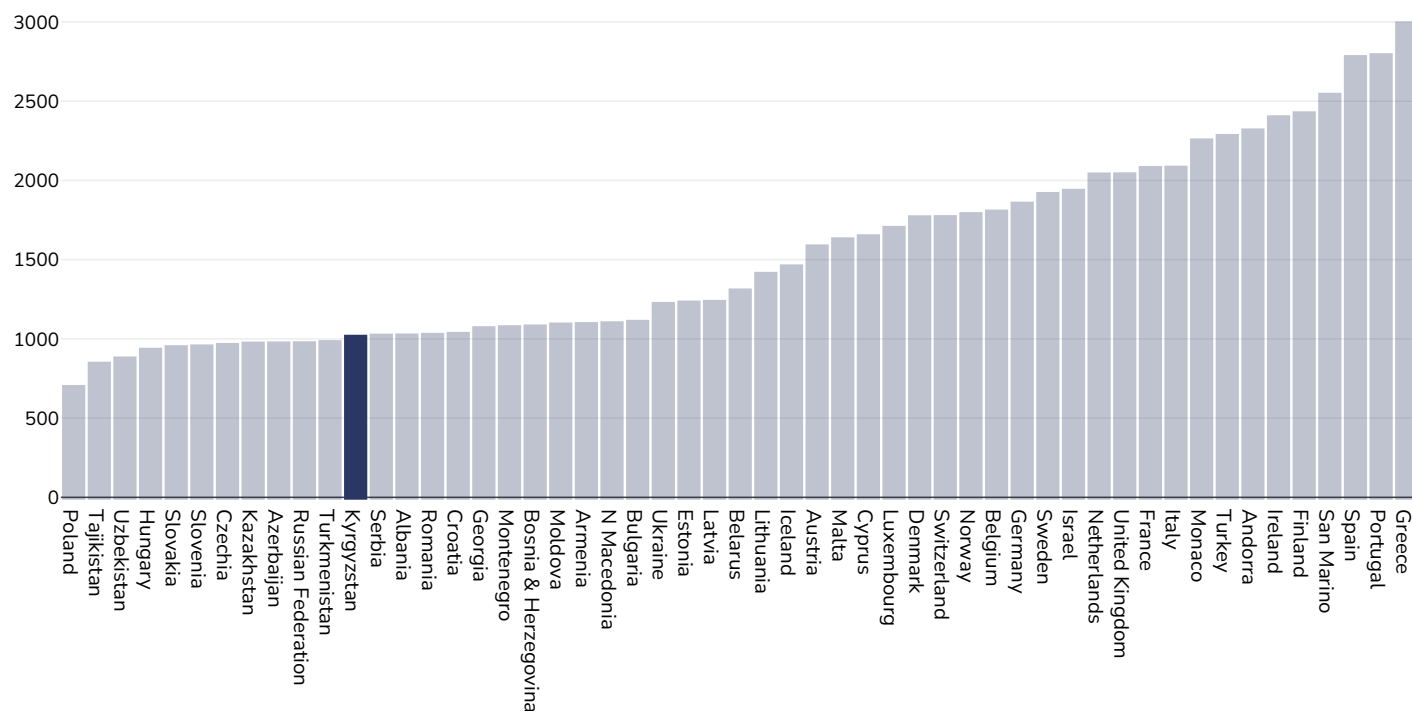
<https://data-browser.hbsc.org..>

Definitions:

Proportion who reported drinking sugary soft drinks daily (at least once)

## Mental health - depression disorders

### Children, 2021



Area covered:

National

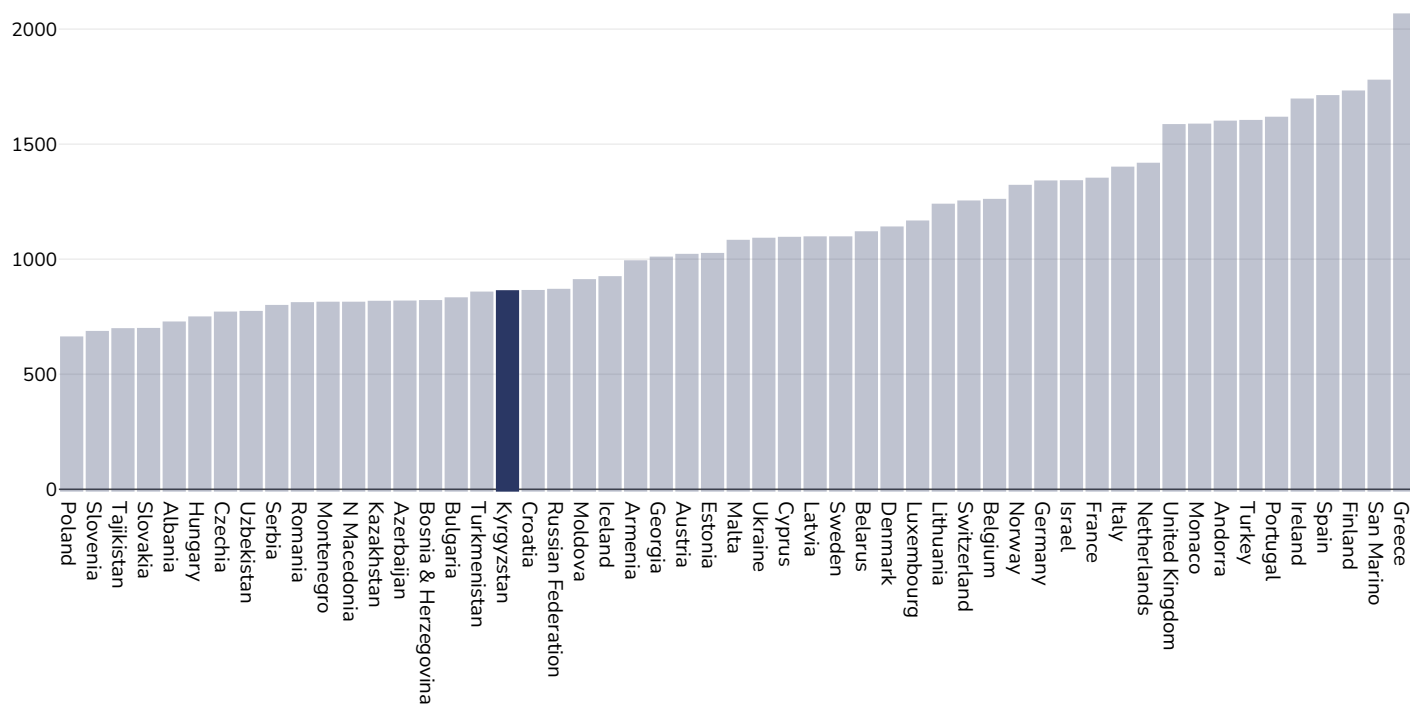
References:

Institute for Health Metrics and Evaluation (IHME). GBD Compare Data Visualization. Global Burden of Disease (GBD) Study 2021. Seattle, WA: IHME, University of Washington, 2023. Available from <http://vizhub.healthdata.org/gbd-compare>. (Last accessed 23.04.25)

Definitions:

Number living with depressive disorder per 100,000 population (Under 20 years of age)

## Boys, 2021



Area covered:

National

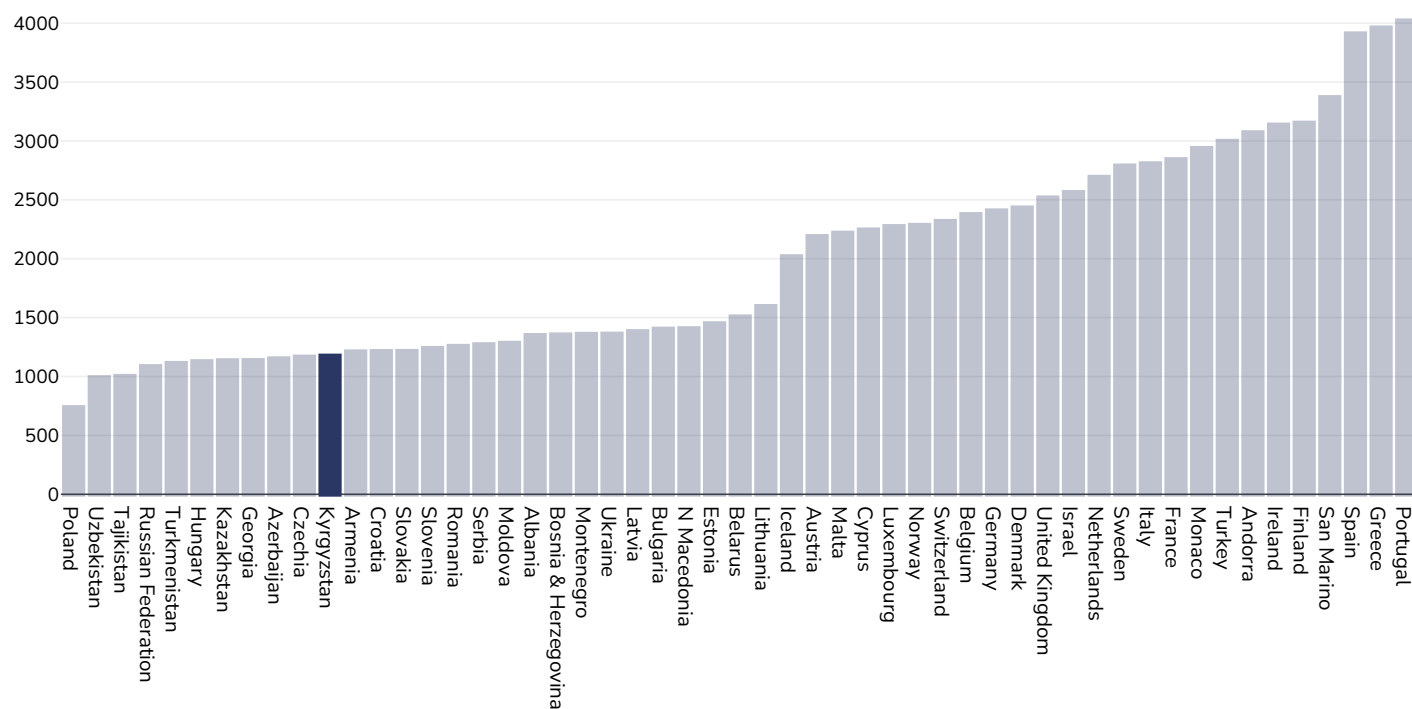
References:

Institute for Health Metrics and Evaluation (IHME). GBD Compare Data Visualization. Global Burden of Disease (GBD) Study 2021. Seattle, WA: IHME, University of Washington, 2023. Available from <http://vizhub.healthdata.org/gbd-compare>. (Last accessed 23.04.25)

Definitions:

Number living with depressive disorder per 100,000 population (Under 20 years of age)

## Girls, 2021



Area covered:

National

References:

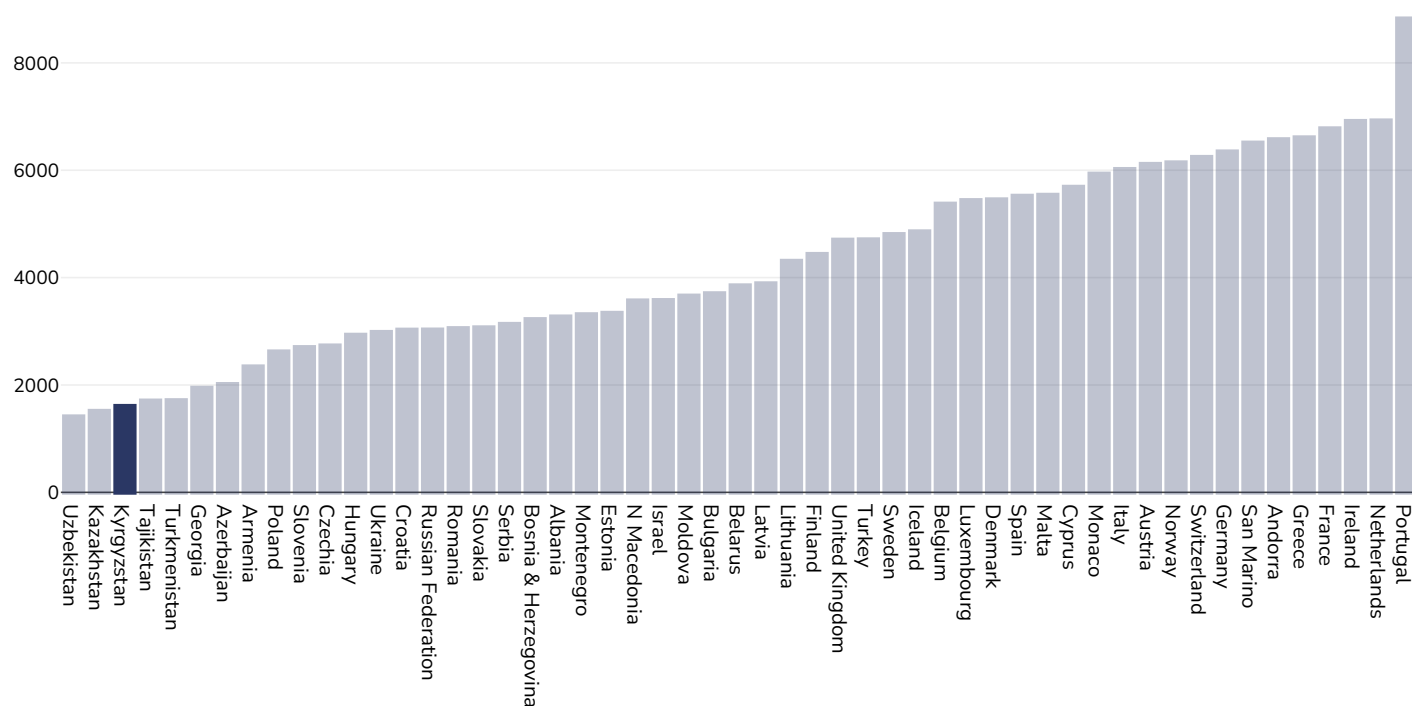
Institute for Health Metrics and Evaluation (IHME). GBD Compare Data Visualization. Global Burden of Disease (GBD) Study 2021. Seattle, WA: IHME, University of Washington, 2023. Available from <http://vizhub.healthdata.org/gbd-compare>. (Last accessed 23.04.25)

Definitions:

Number living with depressive disorder per 100,000 population (Under 20 years of age)

## Mental health - anxiety disorders

### Children, 2021

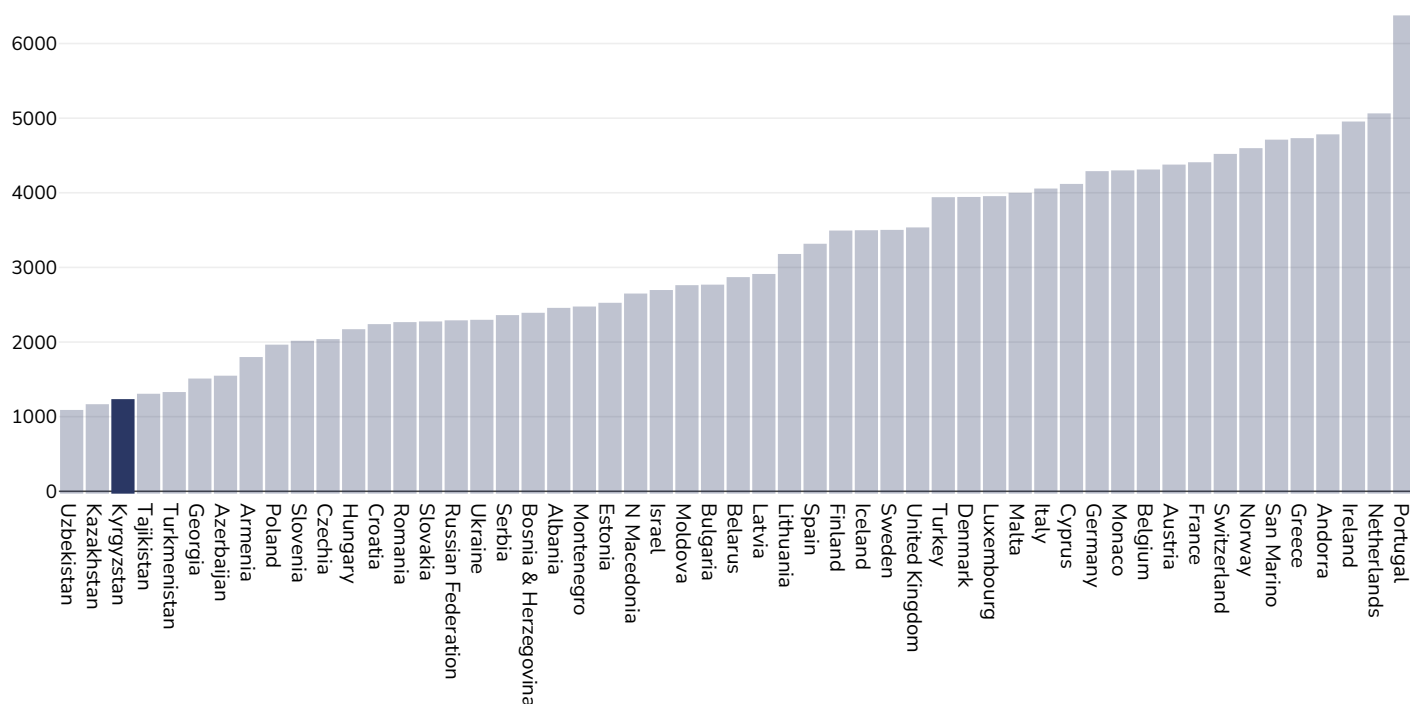


#### References:

Institute for Health Metrics and Evaluation (IHME). GBD Compare Data Visualization. Global Burden of Disease (GBD) Study 2021. Seattle, WA: IHME, University of Washington, 2023. Available from <http://vizhub.healthdata.org/gbd-compare>. (Last accessed 23.04.25)

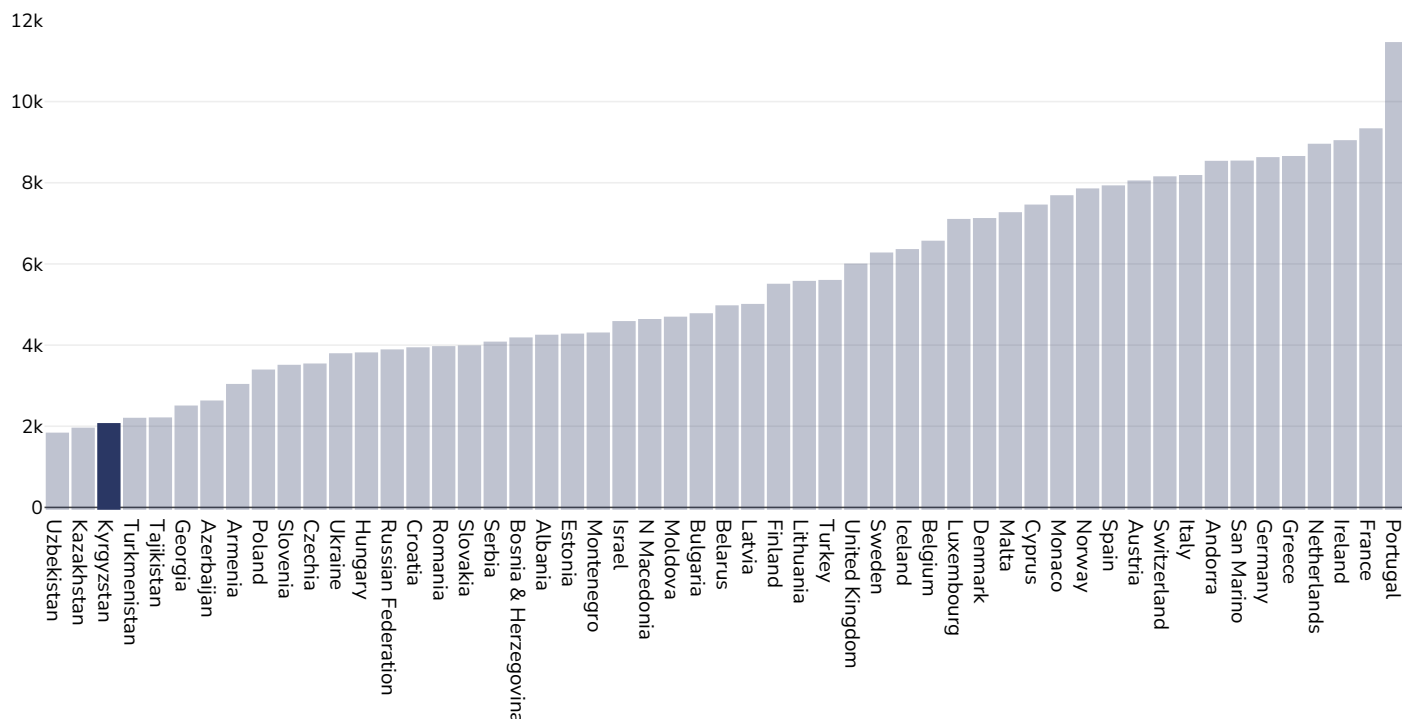


## Boys, 2021



**References:** Institute for Health Metrics and Evaluation (IHME). GBD Compare Data Visualization. Global Burden of Disease (GBD) Study 2021. Seattle, WA: IHME, University of Washington, 2023. Available from <http://vizhub.healthdata.org/gbd-compare>. (Last accessed 23.04.25)

## Girls, 2021



**References:** Institute for Health Metrics and Evaluation (IHME). GBD Compare Data Visualization. Global Burden of Disease (GBD) Study 2021. Seattle, WA: IHME, University of Washington, 2023. Available from <http://vizhub.healthdata.org/gbd-compare>. (Last accessed 23.04.25)

*PDF created on September 9, 2025*