



# Kazakhstan



## Country report card - under-5s


*This report card contains the latest data available on the Global Obesity Observatory on overweight and obesity for children under 5. Where available, data on common and relevant obesity drivers and comorbidities are also presented.*

*View the latest version of this report on the Global Obesity Observatory at <https://data.worldobesity.org/country/kazakhstan-111/>.*

Contents	Page
Obesity prevalence	3
Overweight/obesity by education	4
Overweight/obesity by age	5
Overweight/obesity by region	6
Overweight/obesity by socio-economic group	7
Double burden of underweight & overweight	8
% Infants exclusively breastfed 0-5 months	9

## Obesity prevalence

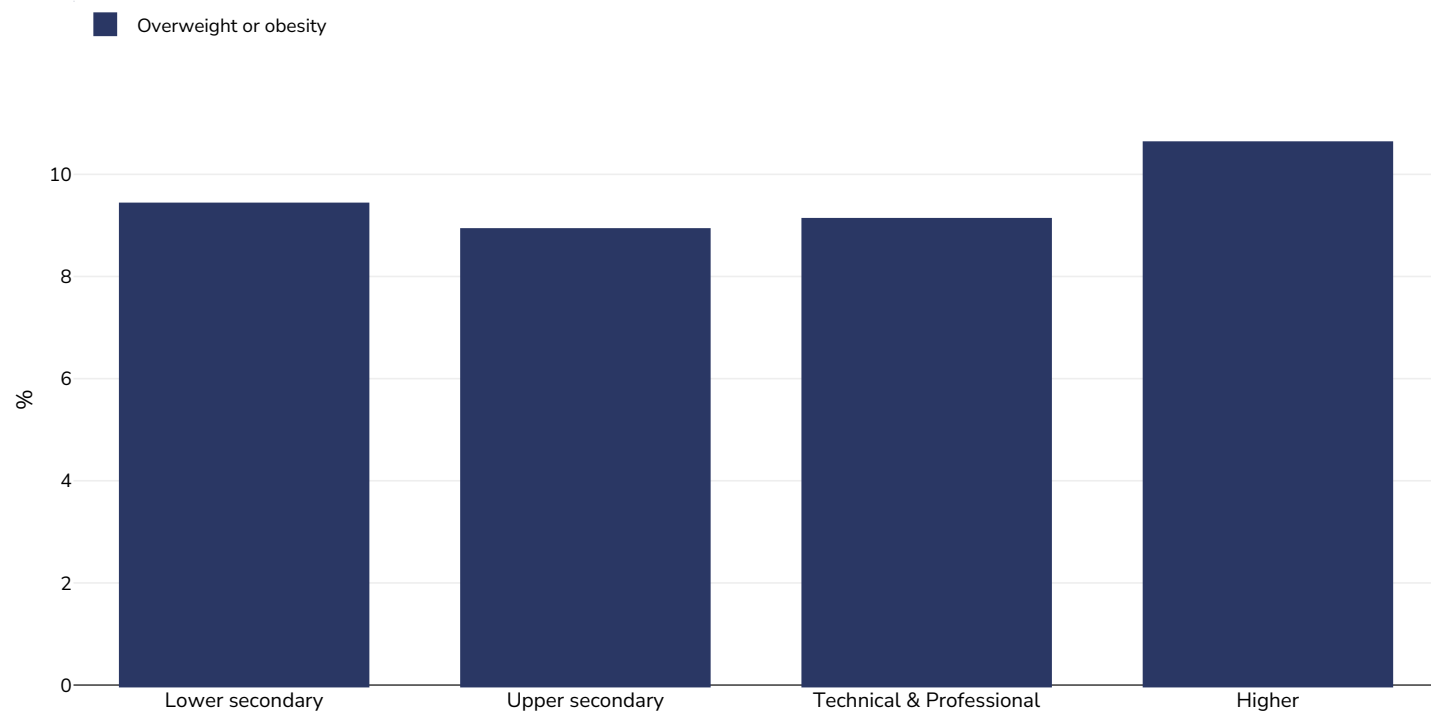
### Girls, 2015



Age:	0-5
Sample size:	5219
References:	MICS: 2015 Kazakhstan Multiple Indicator Cluster Survey, Final Report. Astana, Kazakhstan: The Statistics Committee of the Ministry of National Economy of the Republic of Kazakhstan, 2016.
Notes:	UNICEF/WHO/World Bank Joint Child Malnutrition Estimates Expanded Database: Overweight (Survey Estimates), May 2023, New York. For more information about the methodology, please consult <a href="https://data.unicef.org/resources/jme-2023-country-consultations/">https://data.unicef.org/resources/jme-2023-country-consultations/</a> Percentage of children under 5 years of age falling above 2 standard deviations (moderate and severe) from the median weight-for-height of the reference population.
Definitions:	=>+2SD

## Overweight/obesity by education

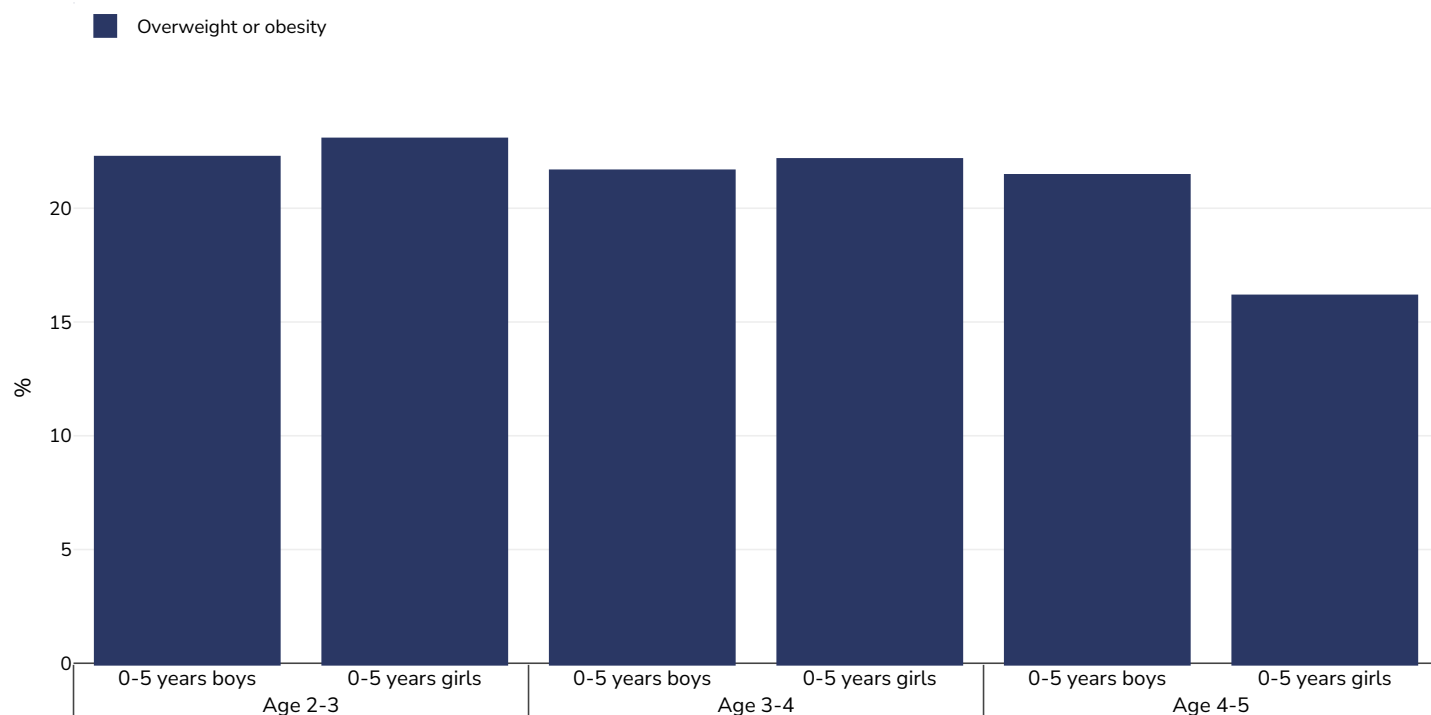
0-5 years, 2015



Survey type:	Measured
Sample size:	5218
Area covered:	National
References:	The Statistics Committee of the Ministry of National Economy of the Republic of Kazakhstan (Statistics Committee of the MNE RK), the United Nations Children's Fund (UNICEF), the United Nations Population Fund (UNFPA). 2015 Kazakhstan Multiple Indicator Cluster Survey, Final Report. Astana, Kazakhstan: The Statistics Committee of the MNE RK, UNICEF and UNFPA, 2016. <a href="https://mics-surveys-prod.s3.amazonaws.com/MICS5/Europe%20and%20Central%20Asia/Kazakhstan/2015/Final/Kazakhstan%202015%20MICS_English.pdf">https://mics-surveys-prod.s3.amazonaws.com/MICS5/Europe%20and%20Central%20Asia/Kazakhstan/2015/Final/Kazakhstan%202015%20MICS_English.pdf</a> (last accessed 11.05.21)
Notes:	Infants
Definitions:	Weight for Height +2SD
Cutoffs:	Other

## Overweight/obesity by age

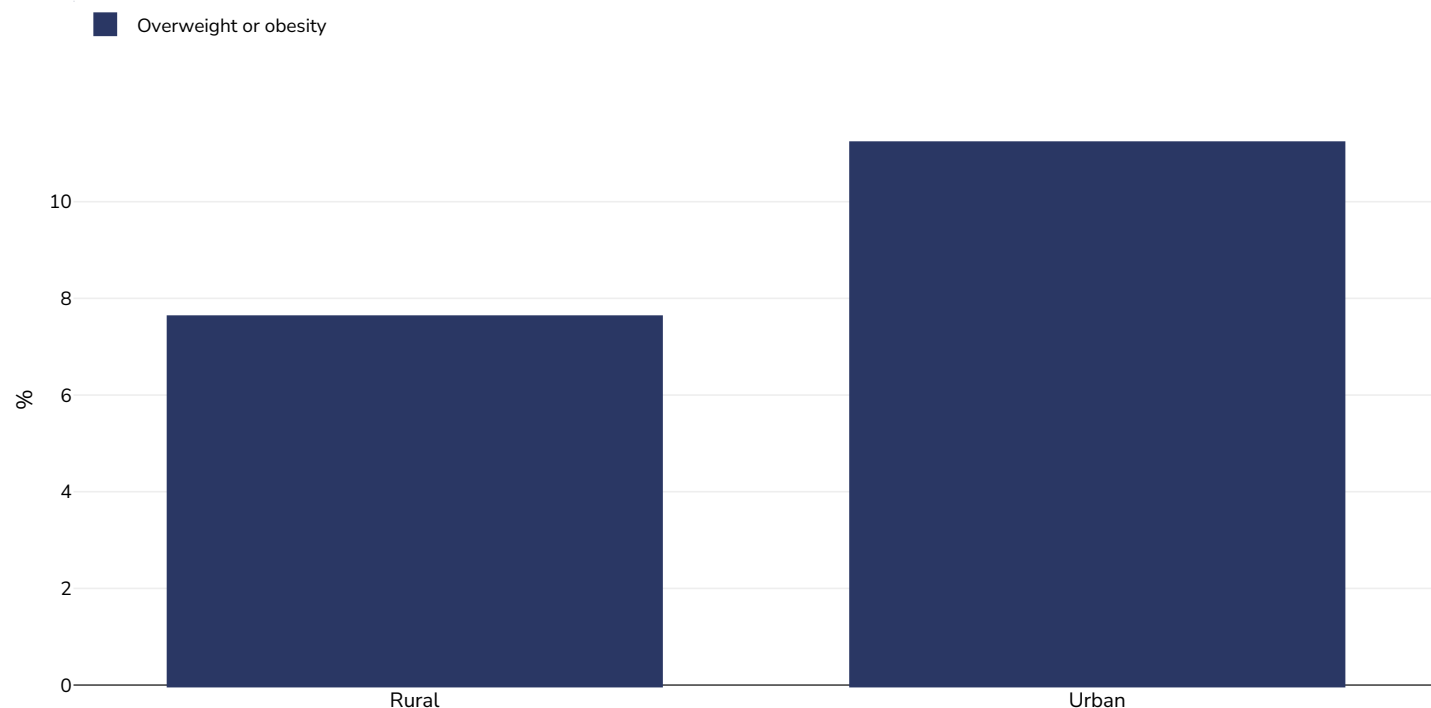
### 0-5 years, 2010-2011



Survey type:	Measured
Sample size:	2939
Area covered:	National
References:	Kazakhstan MICS 2010-11 Survey - data analysed by R Jackson Leach, F Montague. World Obesity Federation
Notes:	IOTF International Monthly Cut Off's applied Age range 2-4.9yrs
Cutoffs:	IOTF

## Overweight/obesity by region

0-5 years, 2015



**Sample size:** 5218

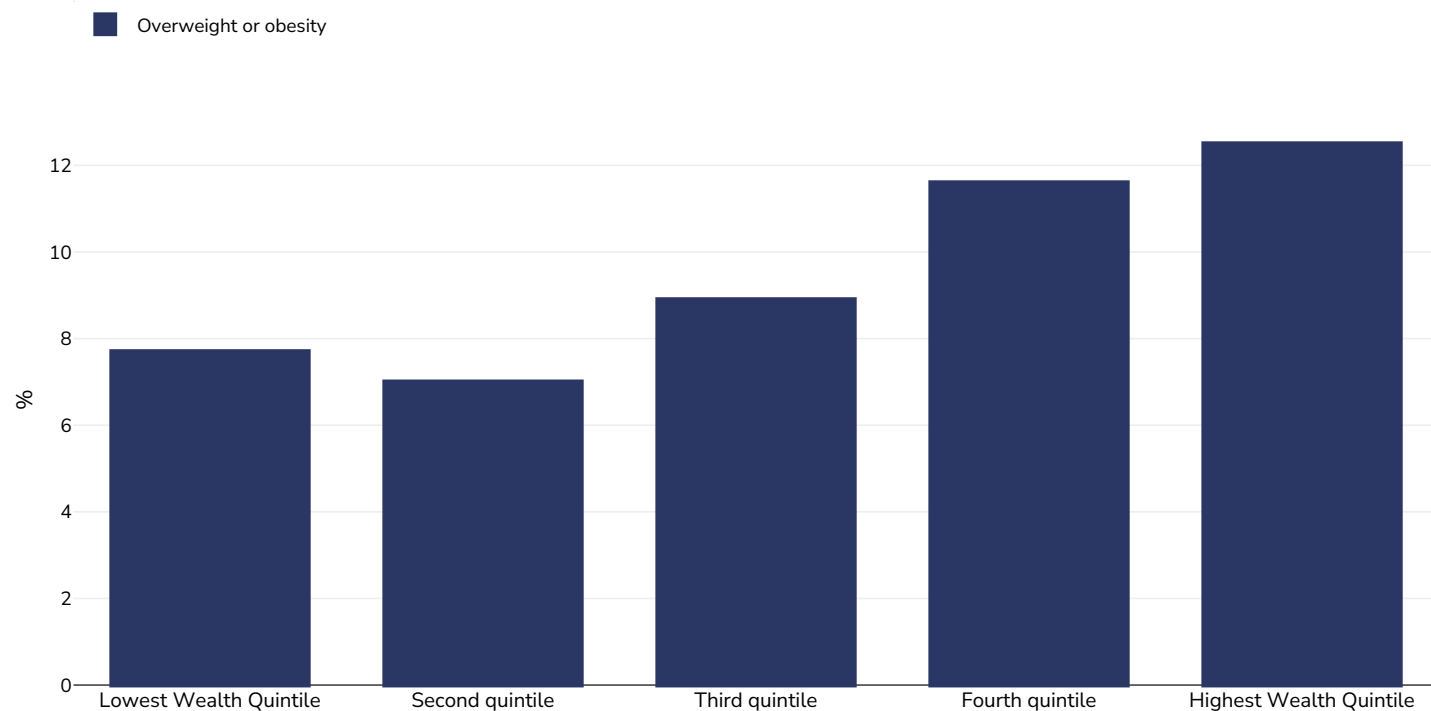
**References:** MICS: 2015 Kazakhstan Multiple Indicator Cluster Survey, Final Report. Astana, Kazakhstan: The Statistics Committee of the Ministry of National Economy of the Republic of Kazakhstan, 2016.

**Notes:** UNICEF/WHO/World Bank Joint Child Malnutrition Estimates Expanded Database: Overweight (Survey Estimates), May 2023, New York.  
For more information about the methodology, please consult <https://data.unicef.org/resources/jme-2023-country-consultations/>  
Percentage of children under 5 years of age falling above 2 standard deviations (moderate and severe) from the median weight-for-height of the reference population.

**Definitions:** =>+2SD

## Overweight/obesity by socio-economic group

0-5 years, 2015



**Sample size:** 5218

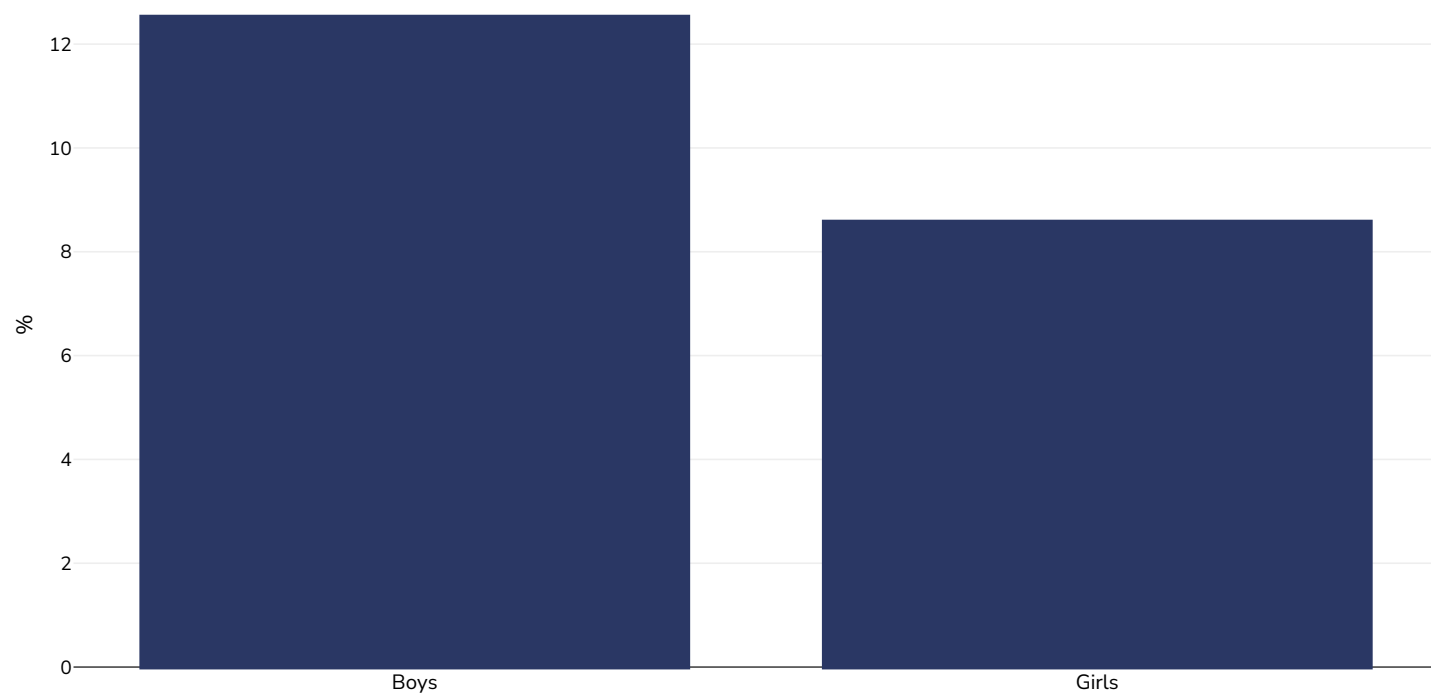
**References:** MICS: 2015 Kazakhstan Multiple Indicator Cluster Survey, Final Report. Astana, Kazakhstan: The Statistics Committee of the Ministry of National Economy of the Republic of Kazakhstan, 2016.

**Notes:** UNICEF/WHO/World Bank Joint Child Malnutrition Estimates Expanded Database: Overweight (Survey Estimates), May 2023, New York.  
For more information about the methodology, please consult <https://data.unicef.org/resources/jme-2023-country-consultations/>  
Percentage of children under 5 years of age falling above 2 standard deviations (moderate and severe) from the median weight-for-height of the reference population.

**Definitions:** =>+2SD

## Double burden of underweight & overweight

0-5 years, 2015-2015



Survey type: Measured

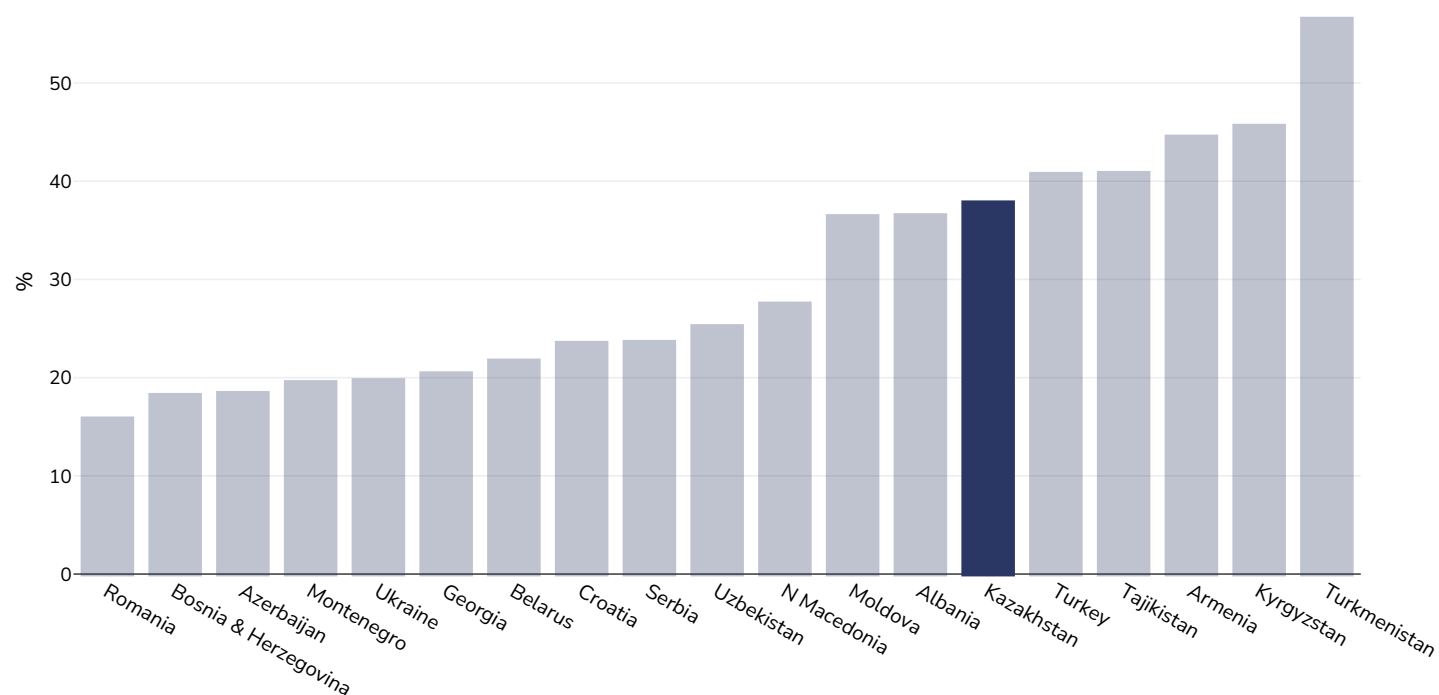
Age: 0-5

References: UNICEF data available at <https://data.unicef.org/topic/nutrition/malnutrition/> (last accessed 12.03.25)

Notes: Children under 5 falling below -2 standard deviations from the median height for age and falling at or above +2 standard deviations from the median weight-for-height of the reference population

## % Infants exclusively breastfed 0-5 months

0-5 years, 1996-2023



**References:** 2015 Kazakhstan Multiple Indicator Cluster Survey, Final Report. Astana, Kazakhstan: The Statistics Committee of the Ministry of National Economy of the Republic of Kazakhstan, 2016.

**Notes:** Full details are available. Original citation United Nations Children's Fund, Division of Data, Analysis, Planning and Monitoring (2023). Global UNICEF Global Databases: Infant and Young Child Feeding: Exclusive breastfeeding, New York, October 2023.

PDF created on June 17, 2025