



Jordan



Country report card - under-5s

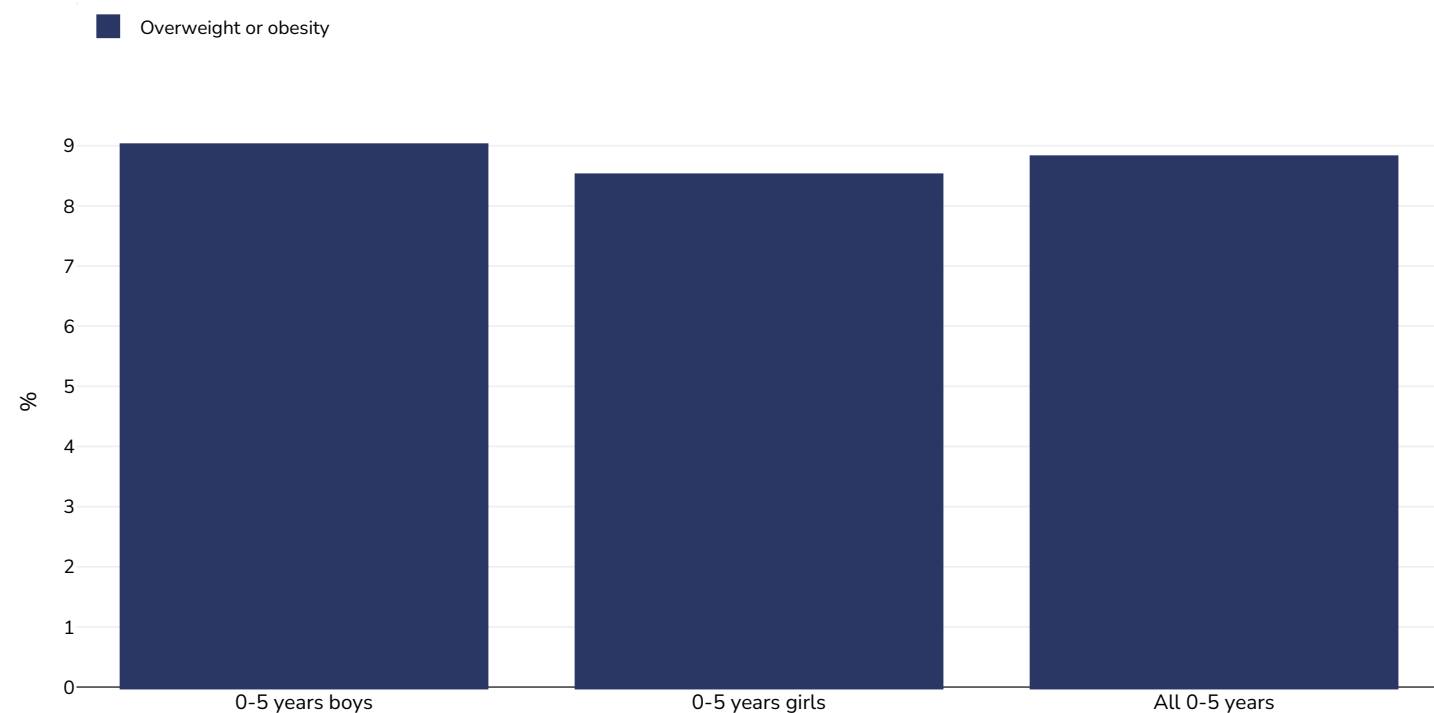
This report card contains the latest data available on the Global Obesity Observatory on overweight and obesity for children under 5. Where available, data on common and relevant obesity drivers and comorbidities are also presented.

View the latest version of this report on the Global Obesity Observatory at <https://data.worldobesity.org/country/jordan-109/>.

Contents	Page
Obesity prevalence	3
Overweight/obesity by education	4
Overweight/obesity by region	5
Overweight/obesity by socio-economic group	6
Overweight/obesity by ethnicity	7
Double burden of underweight & overweight	8
% Infants exclusively breastfed 0-5 months	9

Obesity prevalence

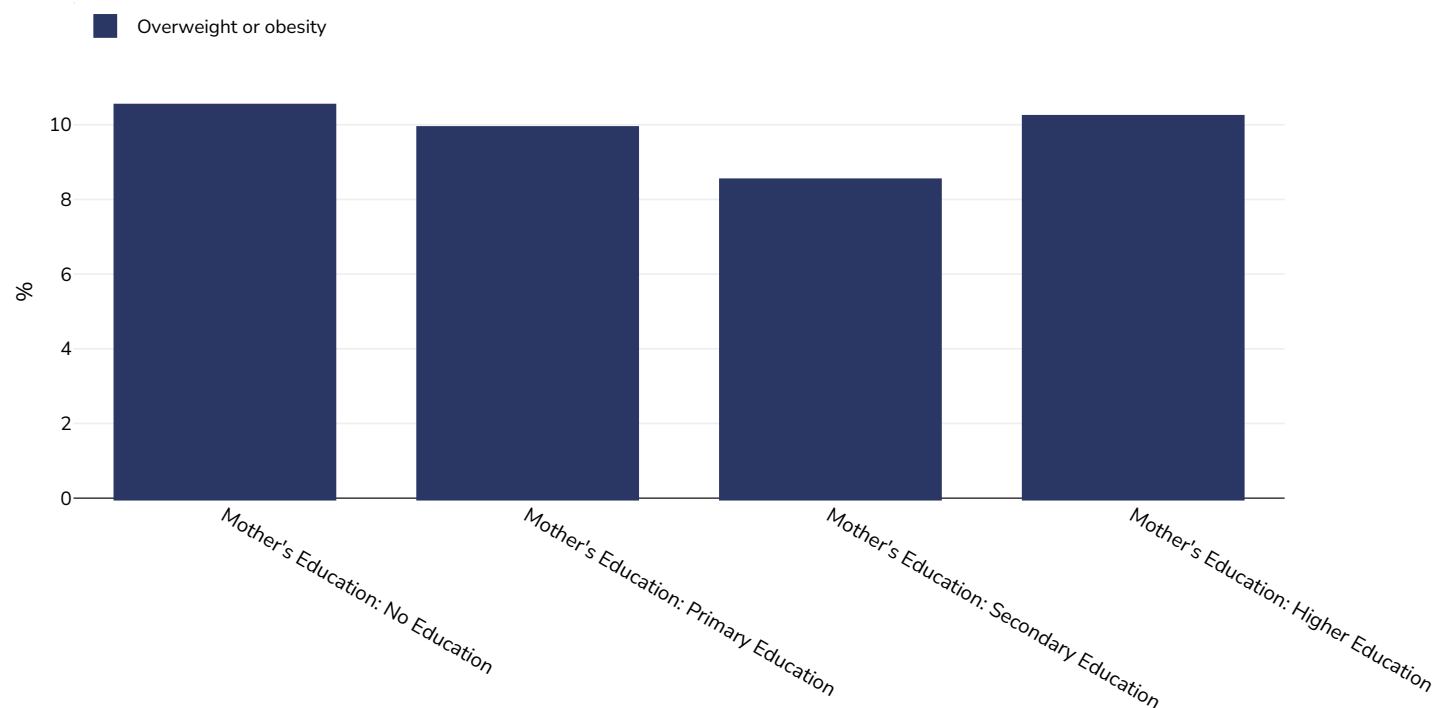
0-5 years, 2023



Survey type:	Measured
Age:	0-5
Sample size:	5274
Area covered:	National
References:	Department of Statistics (DoS) [Jordan] and ICF. 2024. Jordan Population and Family and Health Survey 2023. Amman, Jordan, and Rockville, Maryland, USA: DoS and ICF.
Definitions:	Children whose weight-for-height z score is more than two standard deviations (+2 SD) above the median of the reference population are considered overweight
Cutoffs:	Weight for height

Overweight/obesity by education

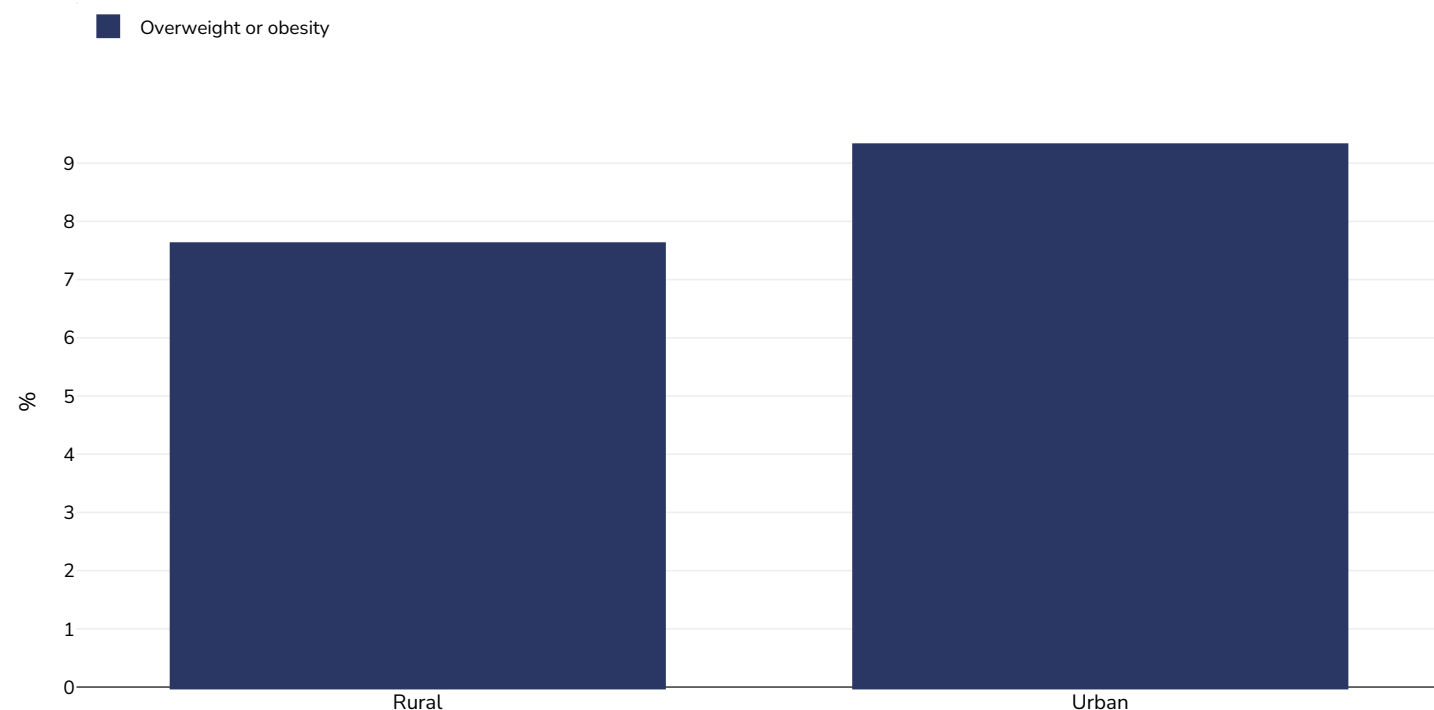
0-5 years, 2023



Survey type:	Measured
Sample size:	5134
Area covered:	National
References:	Jordan Population and Family and Health Survey 2023
Notes:	UNICEF/WHO/World Bank Joint Child Malnutrition Estimates Expanded Database: Overweight estimates: National and Disaggregated, July 2025, New York. For more information, please consult https://data.unicef.org/resources/jme/
Definitions:	Percentage of children under 5 years of age falling above 2 standard deviations (moderate and severe) from the median weight-for-height of the reference population.
Cutoffs:	=>+2SD

Overweight/obesity by region

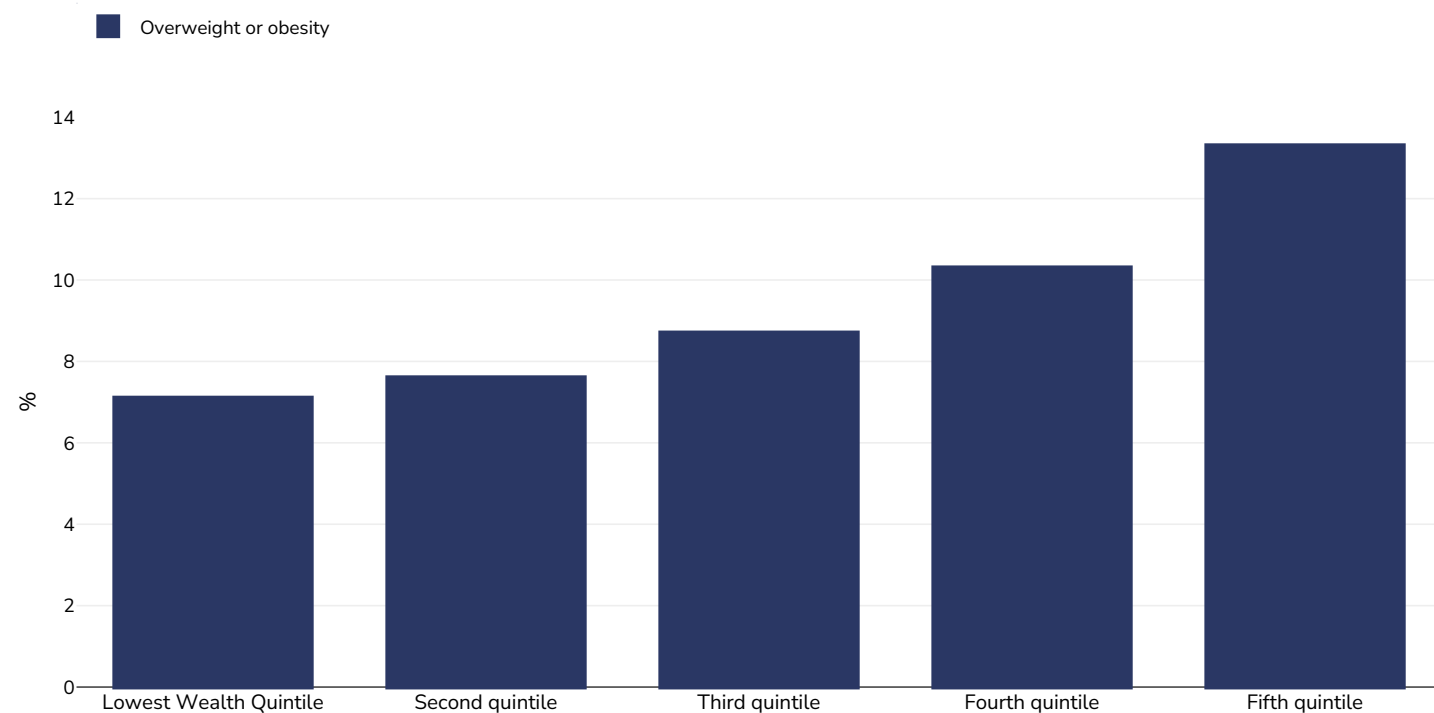
0-5 years, 2023



Survey type:	Measured
Sample size:	5207
Area covered:	National
References:	Jordan Population and Family and Health Survey 2023
Notes:	UNICEF/WHO/World Bank Joint Child Malnutrition Estimates Expanded Database: Overweight estimates: National and Disaggregated, July 2025, New York. Weighted sample size. For more information, please consult https://data.unicef.org/resources/jme/ .
Definitions:	Percentage of children under 5 years of age falling above 2 standard deviations (moderate and severe) from the median weight-for-height of the reference population.
Cutoffs:	=>+2SD

Overweight/obesity by socio-economic group

0-5 years, 2023

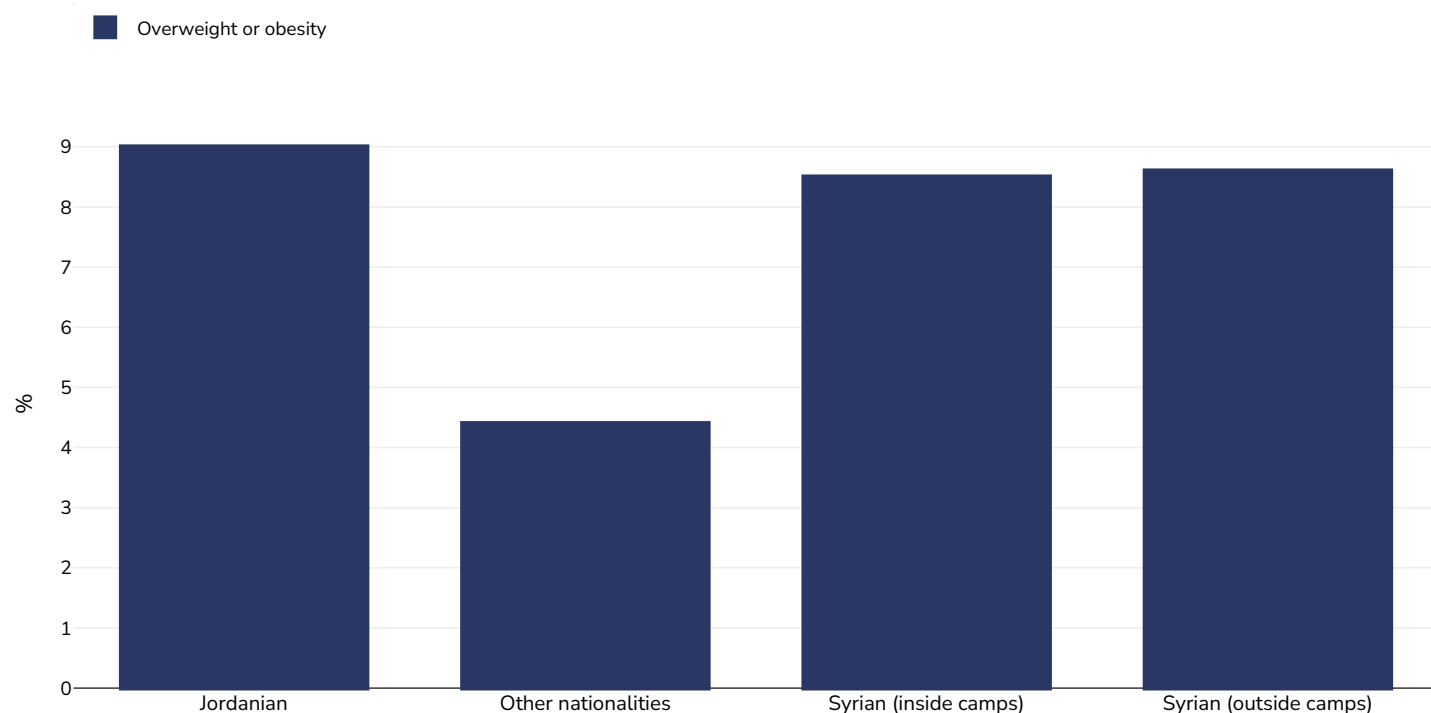


Survey type:	Measured
Sample size:	5274
Area covered:	National
References:	Department of Statistics (DoS) [Jordan] and ICF. 2024. Jordan Population and Family and Health Survey 2023. Amman, Jordan, and Rockville, Maryland, USA: DoS and ICF.
Definitions:	Children whose weight-for-height z score is more than two standard deviations (+2 SD) above the median of the reference population are considered overweight
Cutoffs:	Weight for height

Overweight/obesity by ethnicity

Ethnic groups are as defined by publication of origin and are not as defined by WOF. In some instances ethnicity is conflated with nationality and/or race.


0-5 years, 2023



Survey type:	Measured
Sample size:	5274
Area covered:	National
References:	Department of Statistics (DoS) [Jordan] and ICF. 2024. Jordan Population and Family and Health Survey 2023. Amman, Jordan, and Rockville, Maryland, USA: DoS and ICF.
Definitions:	Children whose weight-for-height z score is more than two standard deviations (+2 SD) above the median of the reference population are considered overweight
Cutoffs:	Weight for height

Double burden of underweight & overweight


0-5 years, 2023



Survey type:	Measured
Age:	0-5
References:	United Nations Children's Fund, Division of Data, Analysis, Planning and Monitoring (2025). Global UNICEF Global Databases: Overlapping Stunting, Wasting and Overweight (Survey Estimates), 2025, New York. For more information, visit: https://data.unicef.org/topic/nutrition/malnutrition/ [Accessed 06.08.25]
Notes:	Jordan Population and Family and Health Survey 2023
Definitions:	Combined percentage of children under 5 years of age who are either wasted, stunted, or overweight (falling below -2 standard deviations from the median weight-for-height, falling below -2 standard deviations from the median height for age, or falling at or above +2 standard deviations from the median weight-for-height of the reference population)
Cutoffs:	WHZ <-2, HAZ <-2 and WHZ >+2

% Infants exclusively breastfed 0-5 months

0-5 years, 2010-2023



References:

Jordan Population and Family and Health Survey 2023

Notes:

Full details are available. Original citation: United Nations Children's Fund, Division of Data, Analysis, Planning and Monitoring (2024).
Global UNICEF Global Databases: Infant and Young Child Feeding: Exclusive breastfeeding, New York, December 2024.

PDF created on August 19, 2025