




# Jersey



## Country report card - adults

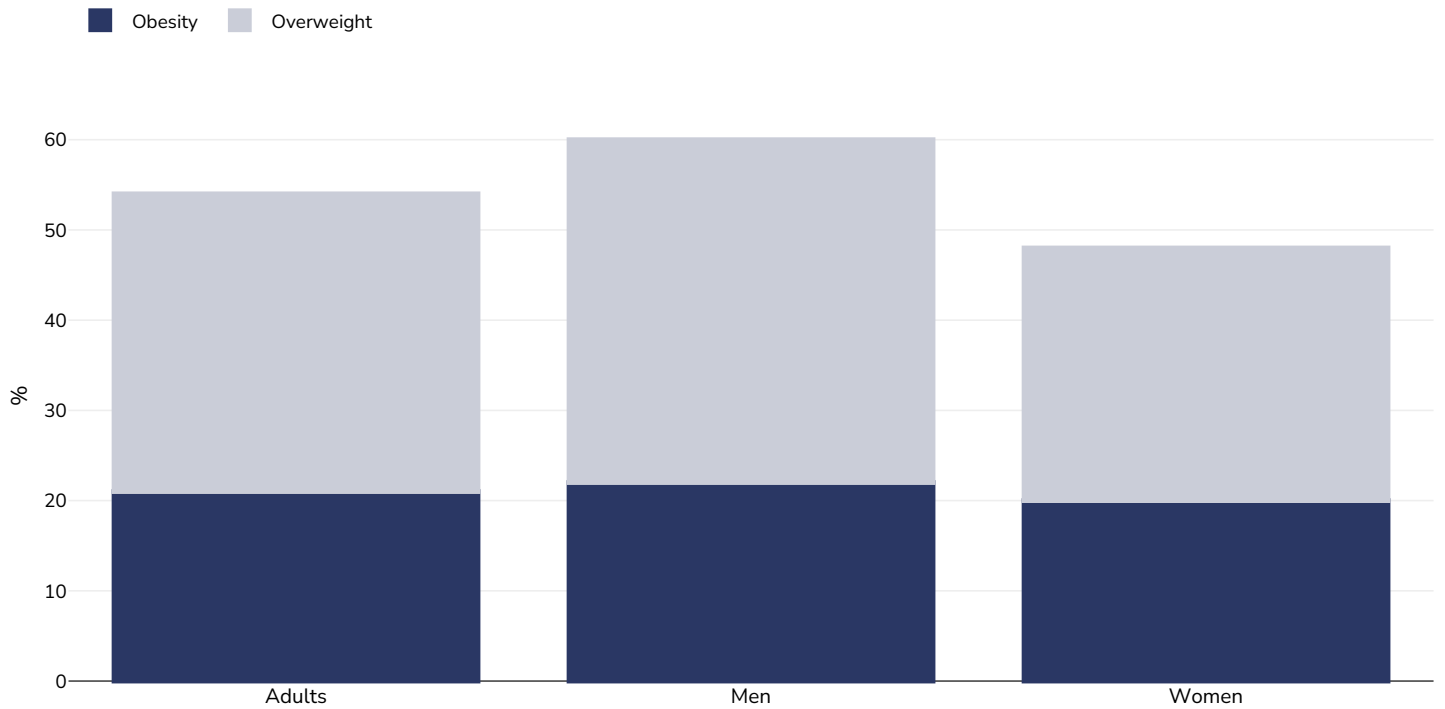
*This report card contains the latest data available on the Global Obesity Observatory on overweight and obesity for adults. Where available, data on common and relevant obesity drivers and comorbidities are also presented.*

*View the latest version of this report on the Global Obesity Observatory at <https://data.worldobesity.org/country/jersey-107/>.*

Contents	Page
Obesity prevalence	3
Overweight/obesity by age	4
Overweight/obesity by region	5
Overweight/obesity by ethnicity	6
Diabetes prevalence	□

## Obesity prevalence

### Adults, 2023



Survey type:

Self-re

Age:

Sample size:

Area covered:

N

References:

Statistics Jersey. Jersey Opinions and Lifestyle Survey Report

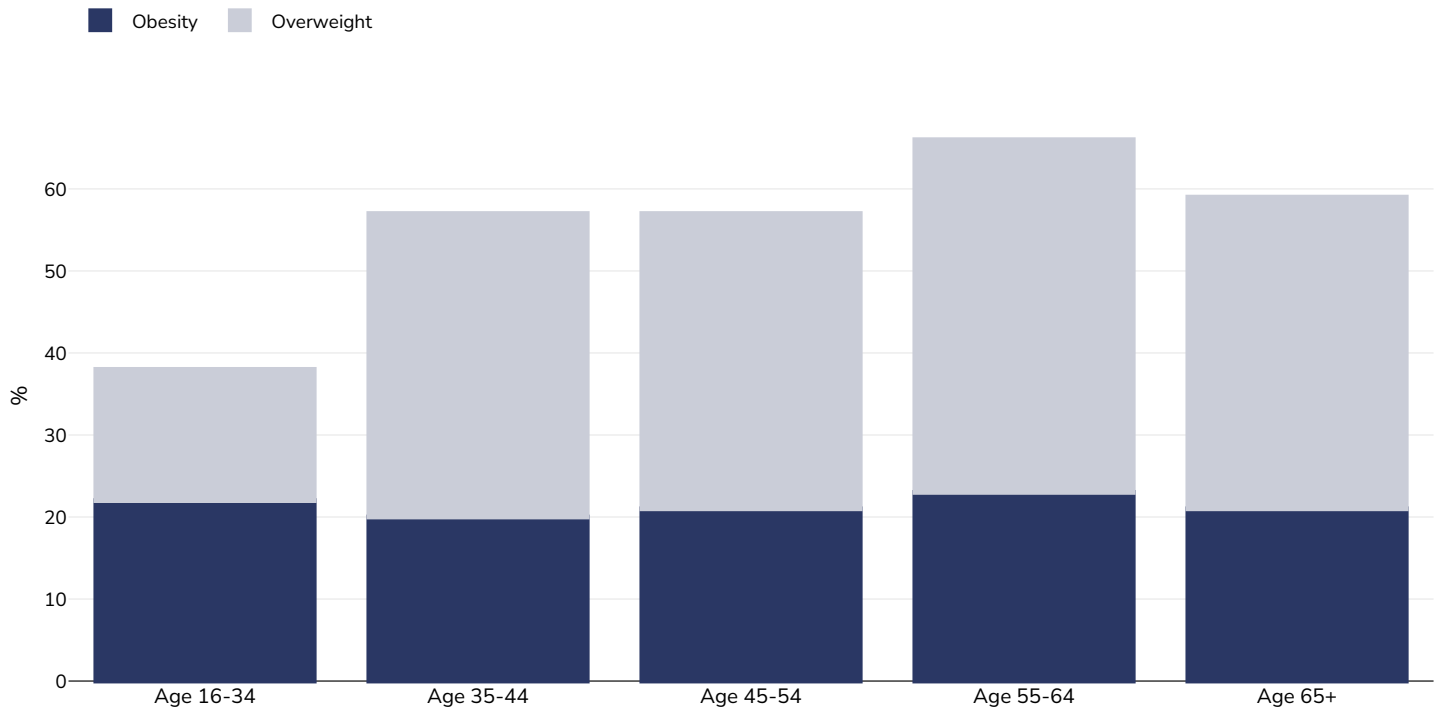
<https://www.gov.je/SiteCollectionDocuments/Government%20and%20administration/Opinions%20and%20Lifestyle%20Survey%202023%20Rep>

[Accessed 13

Unless otherwise noted, overweight refers to a BMI between 25kg and 29.9kg/m<sup>2</sup>, obesity refers to a BMI greater than 30

## Overweight/obesity by age

### Adults, 2023



Survey type:

Self-re

Sample size:

Area covered:

N

References:

Statistics Jersey. Jersey Opinions and Lifestyle Survey

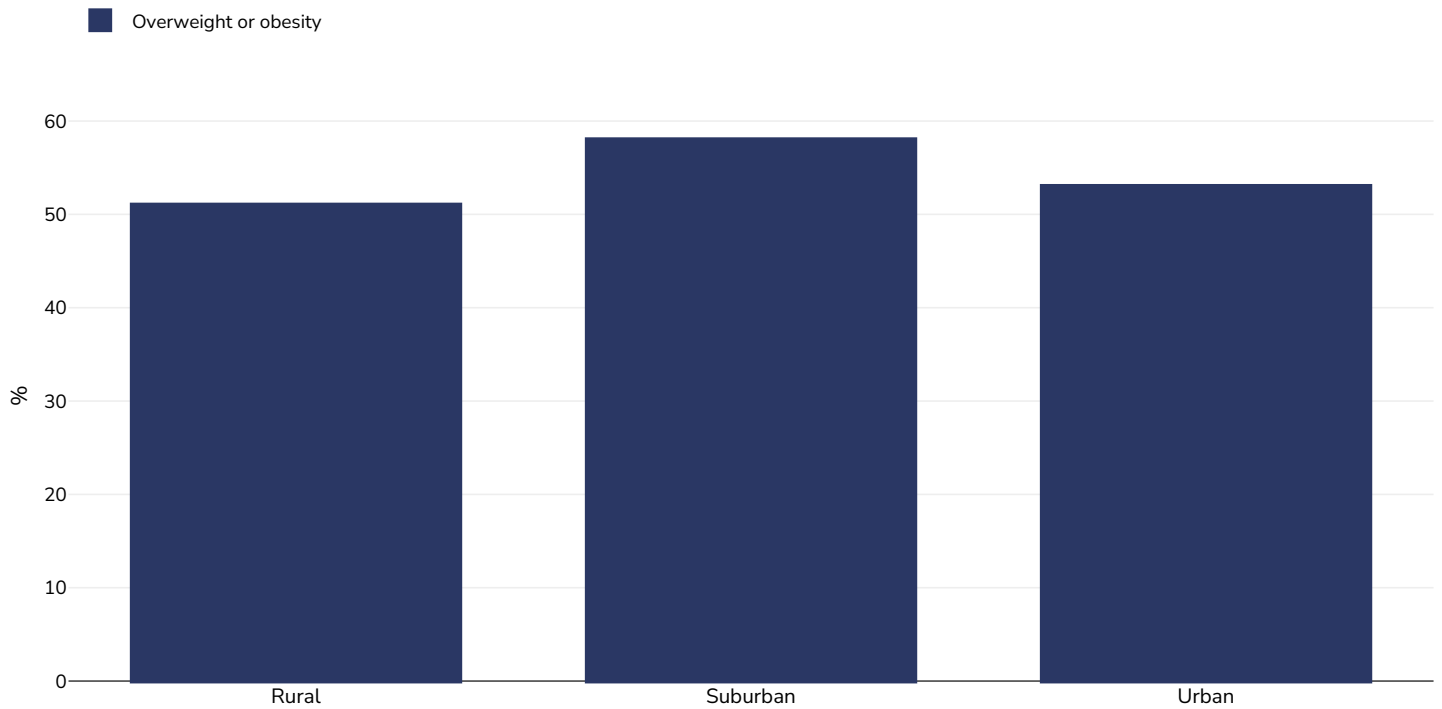
<https://www.gov.je/SiteCollectionDocuments/Government%20and%20administration/Opinions%20and%20Lifestyle%20Survey%202023%20Rep>

[Accessed 13

Unless otherwise noted, overweight refers to a BMI between 25kg and 29.9kg/m<sup>2</sup>, obesity refers to a BMI greater than 30

## Overweight/obesity by region

### Adults, 2023

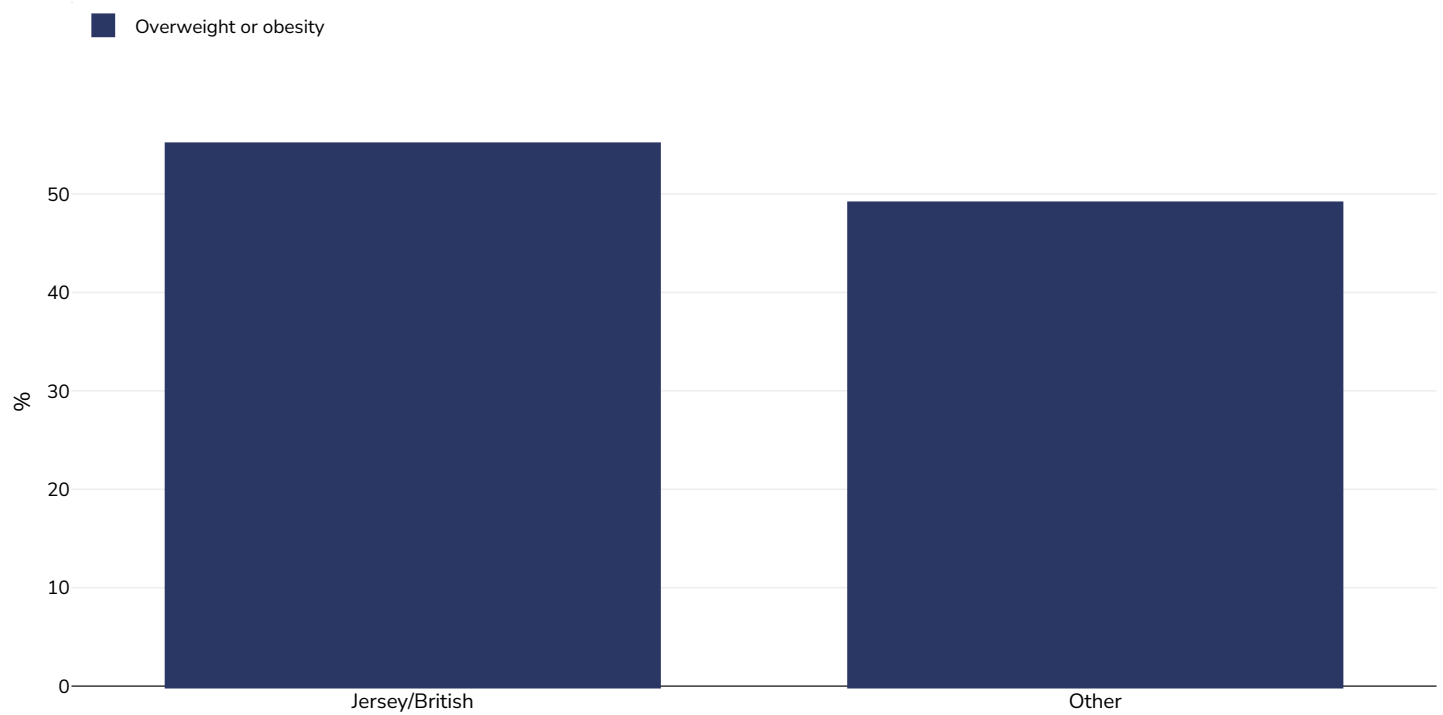


Survey type:	Self-reported
Age:	16+
Sample size:	~1200
Area covered:	National
References:	Public Health Intelligence. Obesity, Diet and Physical Activity 2023. <a href="https://www.gov.je/SiteCollectionDocuments/Government%20and%20administration/Public%20Health%20Jersey%20Obesity,%20Diet%20and%20Physical%20Activity%202023.pdf">https://www.gov.je/SiteCollectionDocuments/Government%20and%20administration/Public%20Health%20Jersey%20Obesity,%20Diet%20and%20Physical%20Activity%202023.pdf</a> [Accessed 13.01.26]
Notes:	Data from the Jersey Opinion and Lifestyle Survey (JOLS) 2023 <i>Unless otherwise noted, overweight refers to a BMI between 25kg and 29.9kg/m<sup>2</sup>, obesity refers to a BMI greater than 30kg/m<sup>2</sup>.</i>

## Overweight/obesity by ethnicity

Ethnic groups are as defined by publication of origin and are not as defined by WOF. In some instances ethnicity is conflated with nationality and/or race.

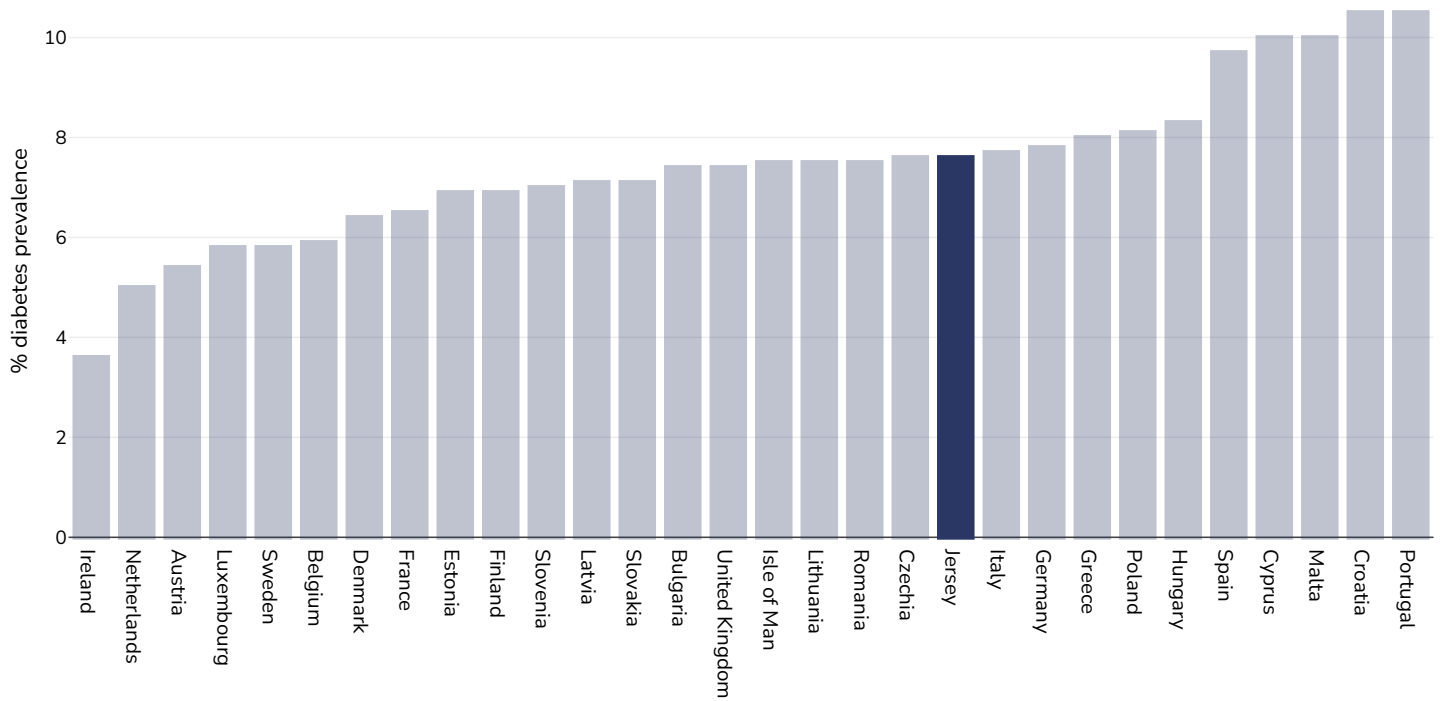
### Adults, 2023



Survey type:	Self-reported
Age:	16+
Sample size:	~1200
Area covered:	National
References:	Public Health Intelligence. Obesity, Diet and Physical Activity 2023. <a href="https://www.gov.je/SiteCollectionDocuments/Government%20and%20administration/Public%20Health%20Jersey%20Obesity,%20Diet%20and%20Physical%20Activity%202023.pdf">https://www.gov.je/SiteCollectionDocuments/Government%20and%20administration/Public%20Health%20Jersey%20Obesity,%20Diet%20and%20Physical%20Activity%202023.pdf</a> [Accessed 13.01.26]
Notes:	Data from the Jersey Opinion and Lifestyle Survey (JOLS) 2023  Unless otherwise noted, overweight refers to a BMI between 25kg and 29.9kg/m <sup>2</sup> , obesity refers to a BMI greater than 30kg/m <sup>2</sup> .

## Diabetes prevalence

### Adults, 2024



**References:**

Reproduced with kind permission International Diabetes Federation. IDF Diabetes Atlas, 11th edn. Brussels, Belgium:International Diabetes Federation, 2025. <http://www.diabetesatlas.org>

PDF created on April 1, 2026