




Japan



Country report card - children

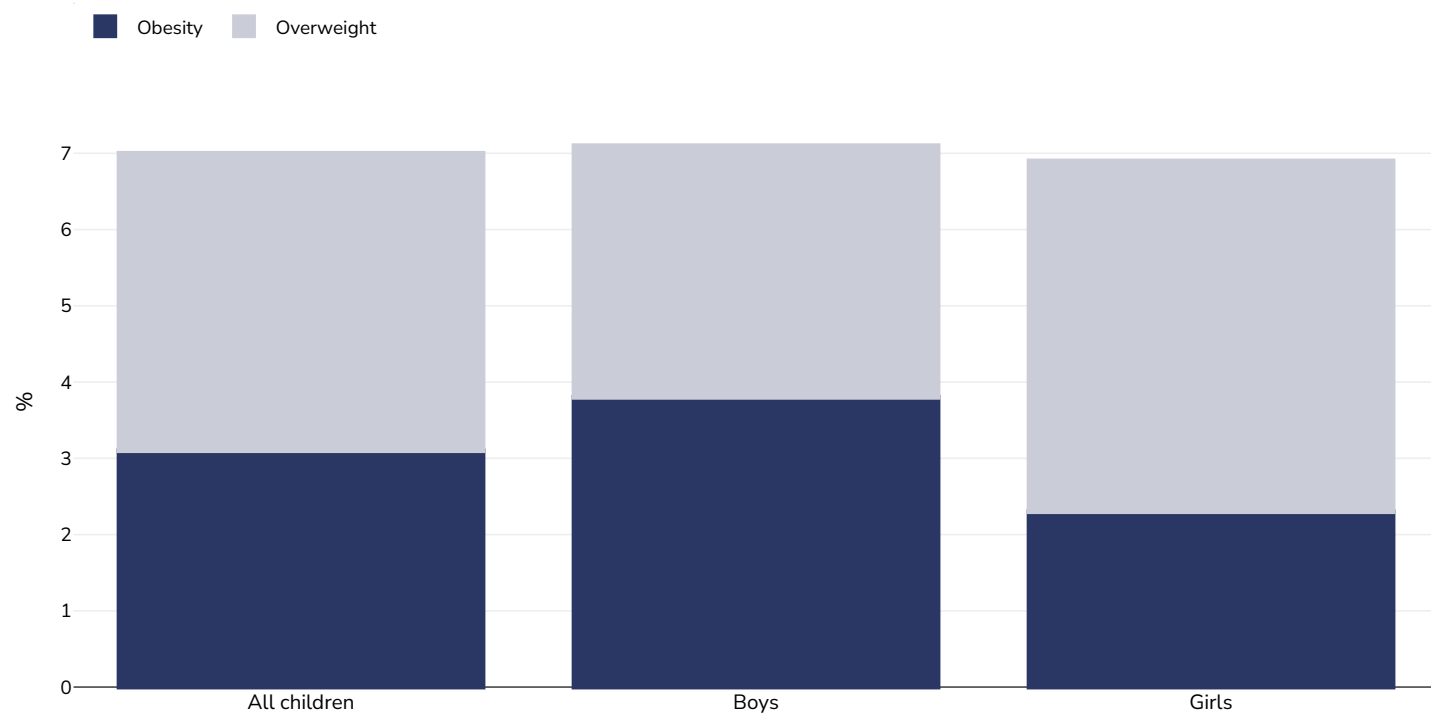
This report card contains the latest data available on the Global Obesity Observatory on overweight and obesity for children, including adolescents (aged 5 to 18 years). Where available, data on common and relevant obesity drivers and comorbidities are also presented.

View the latest version of this report on the Global Obesity Observatory at <https://data.worldobesity.org/country/japan-105/>.

Contents	Page
Obesity prevalence	3
Trend: % Children living with overweight or obesity	4
Trend: % Children living with overweight or obesity in Japan 1976-1996	7
Overweight/obesity by education	9
Overweight/obesity by age	10
Overweight/obesity by region	11
Overweight/obesity by socio-economic group	12
Double burden of underweight & overweight	13
Mental health - depression disorders	14
Mental health - anxiety disorders	18

Obesity prevalence

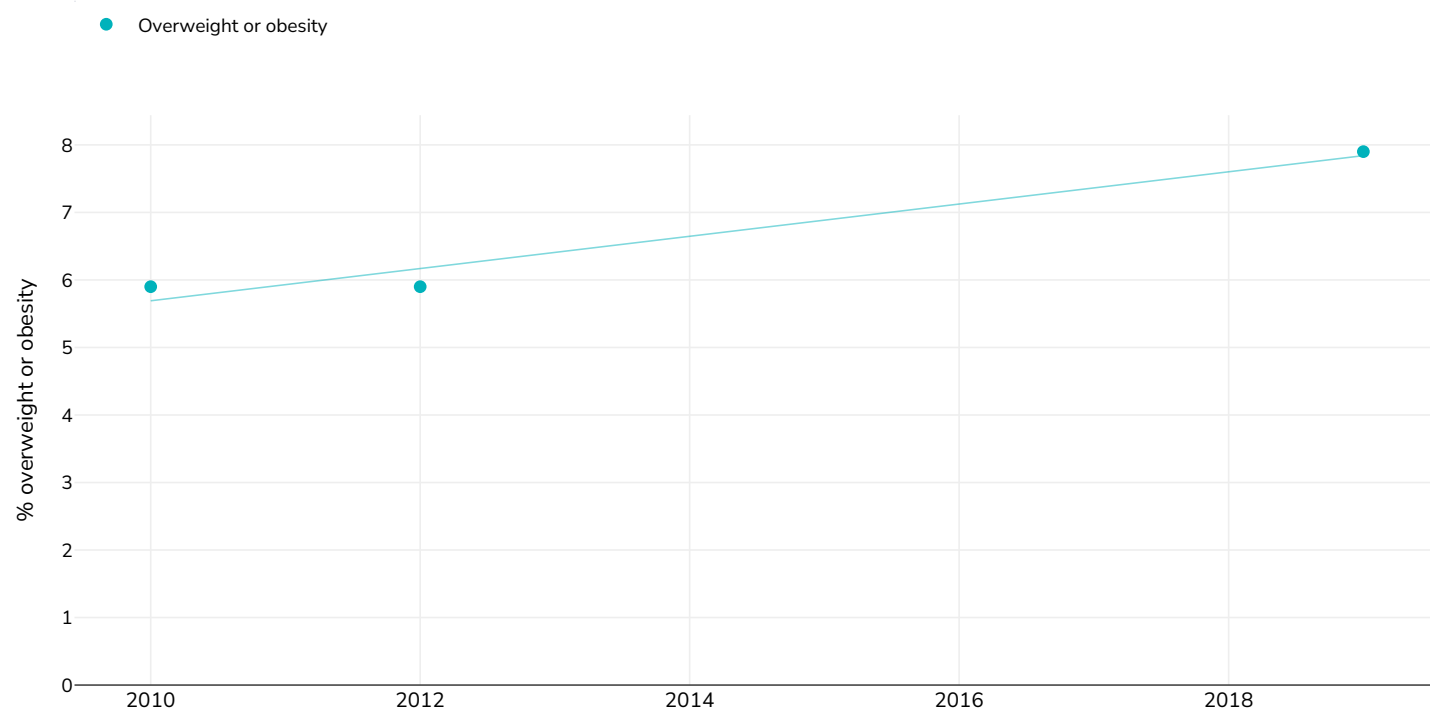
Children, 2023



Survey type:	Measured
Age:	6-14
Sample size:	357
Area covered:	National
References:	Ministry of Health, Labor and Welfare. The National Health and Nutrition Survey (NHNS) Japan, 2023
Notes:	English summary currently unavailable. NB: VERY SMALL SAMPLE SIZE
Definitions:	Determination of obesity by school health statistics survey method. The degree of obesity in 6 to 14 years old was determined from the standard weight by age and height. Degree of obesity (overweight) = (measured weight (kg) - standard weight by height (kg)) / standard by height Weight (kg) x 100 (%) Overweight +20-30% Obesity >30%

% Children living with overweight or obesity

Boys and girls



Survey type: Measured

References:

2010: Japan National Health and Nutrition 2010 Survey. Excel results available at <https://www.e-stat.go.jp/stat-search/files?page=1&layout=datalist&toukei=00450171&tstat=000001041744&cycle=7&tclass1=000001148507&tclass2val=0> ('last accessed 18.09.23)

2012: Japan National Health and Nutrition 2012 Survey. Excel results available at <https://www.e-stat.go.jp/stat-search/files?page=1&layout=datalist&toukei=00450171&tstat=000001041744&cycle=7&tclass1=000001148507&tclass2val=0> ('last accessed 18.09.23)

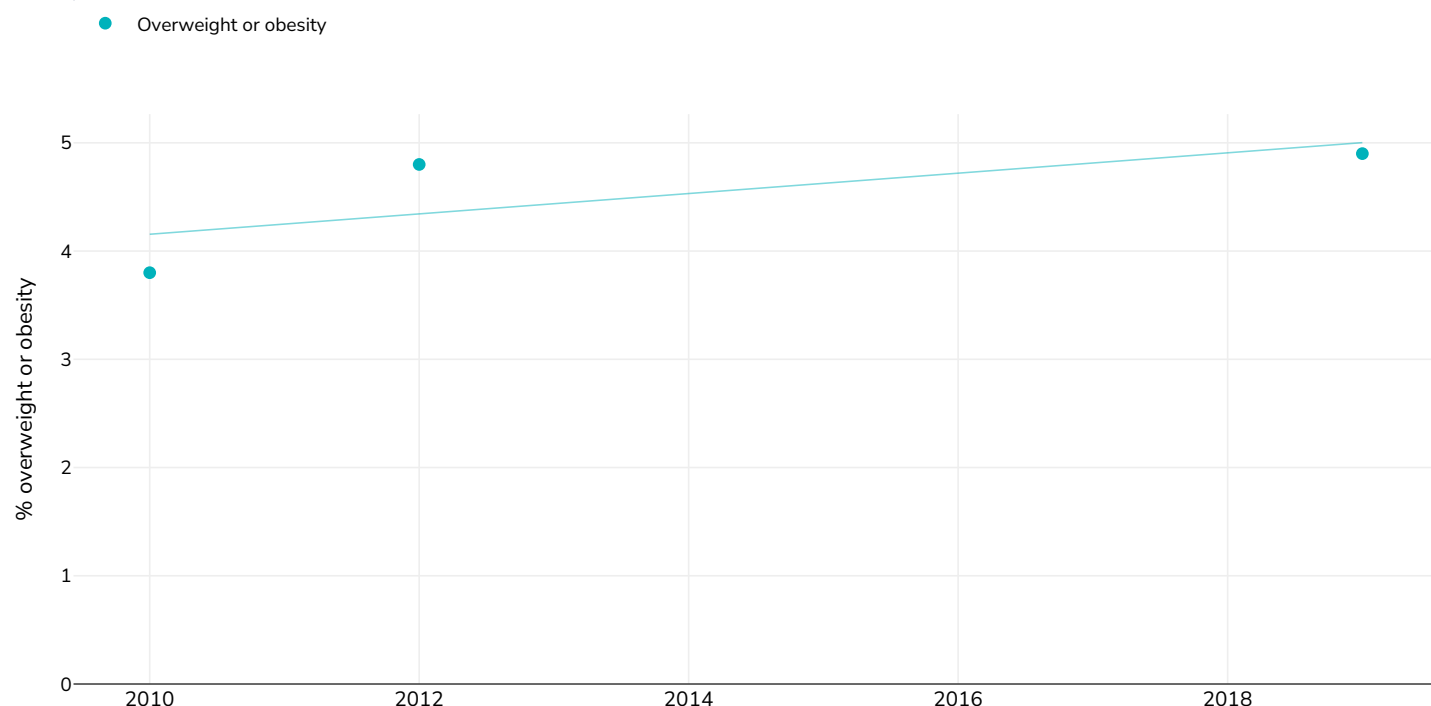
2019: Japan National Health and Nutrition 2019 Survey. Excel results available at <https://www.e-stat.go.jp/stat-search/files?page=1&layout=datalist&toukei=00450171&tstat=000001041744&cycle=7&tclass1=000001148507&tclass2val=0> ('last accessed 27.09.22)

Definitions: Determination of obesity by school health statistics survey method. The degree of obesity in 6 to 14 years old was determined from the standard weight by age and height. Degree of obesity (overweight) = (measured weight (kg) - standard weight by height (kg)) / standard by height Weight (kg) x 100 (%) Overweight +20-30% Obesity >30%

Unless otherwise noted, overweight refers to a BMI between 25kg and 29.9kg/m², obesity refers to a BMI greater than 30kg/m².

Different methodologies may have been used to collect this data and so data from different surveys may not be strictly comparable. Please check with original data sources for methodologies used.

Girls



Survey type:

Measured

References:

2010: Japan National Health and Nutrition 2010 Survey. Excel results available at <https://www.e-stat.go.jp/stat-search/files?page=1&layout=datalist&toukei=00450171&tstat=000001041744&cycle=7&tclass1=000001148507&tclass2val=0> ('last accessed 18.09.23)

2012: Japan National Health and Nutrition 2012 Survey. Excel results available at <https://www.e-stat.go.jp/stat-search/files?page=1&layout=datalist&toukei=00450171&tstat=000001041744&cycle=7&tclass1=000001148507&tclass2val=0> ('last accessed 18.09.23)

2019: Japan National Health and Nutrition 2019 Survey. Excel results available at <https://www.e-stat.go.jp/stat-search/files?page=1&layout=datalist&toukei=00450171&tstat=000001041744&cycle=7&tclass1=000001148507&tclass2val=0> ('last accessed 27.09.22)

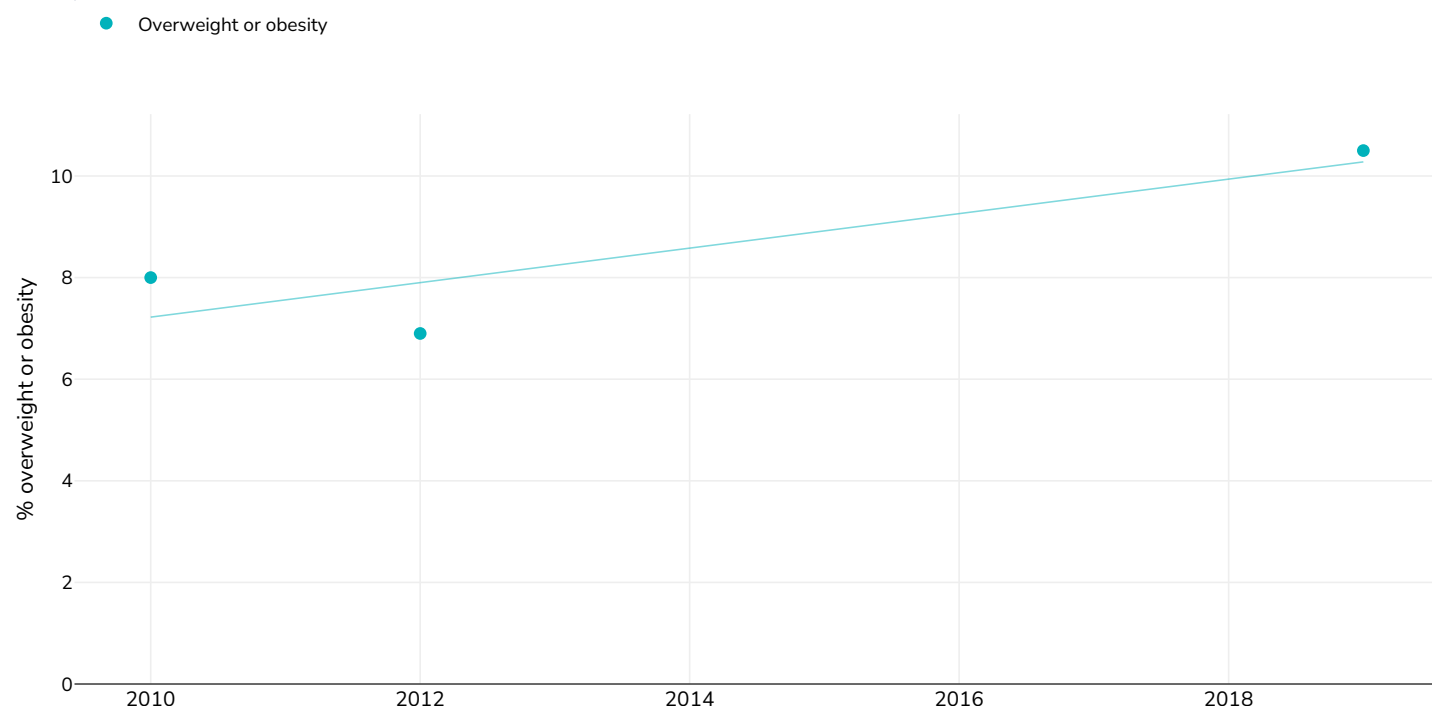
Definitions:

Determination of obesity by school health statistics survey method. The degree of obesity in 6 to 14 years old was determined from the standard weight by age and height. Degree of obesity (overweight) = (measured weight (kg) - standard weight by height (kg)) / standard by height Weight (kg) x 100 (%) Overweight +20-30% Obesity >30%

Unless otherwise noted, overweight refers to a BMI between 25kg and 29.9kg/m², obesity refers to a BMI greater than 30kg/m².

Different methodologies may have been used to collect this data and so data from different surveys may not be strictly comparable. Please check with original data sources for methodologies used.

Boys



Survey type: Measured

References:

2010: Japan National Health and Nutrition 2010 Survey. Excel results available at <https://www.e-stat.go.jp/stat-search/files?page=1&layout=datalist&toukei=00450171&tstat=000001041744&cycle=7&tclass1=000001148507&tclass2val=0> ('last accessed 18.09.23)

2012: Japan National Health and Nutrition 2012 Survey. Excel results available at <https://www.e-stat.go.jp/stat-search/files?page=1&layout=datalist&toukei=00450171&tstat=000001041744&cycle=7&tclass1=000001148507&tclass2val=0> ('last accessed 18.09.23)

2019: Japan National Health and Nutrition 2019 Survey. Excel results available at <https://www.e-stat.go.jp/stat-search/files?page=1&layout=datalist&toukei=00450171&tstat=000001041744&cycle=7&tclass1=000001148507&tclass2val=0> ('last accessed 27.09.22)

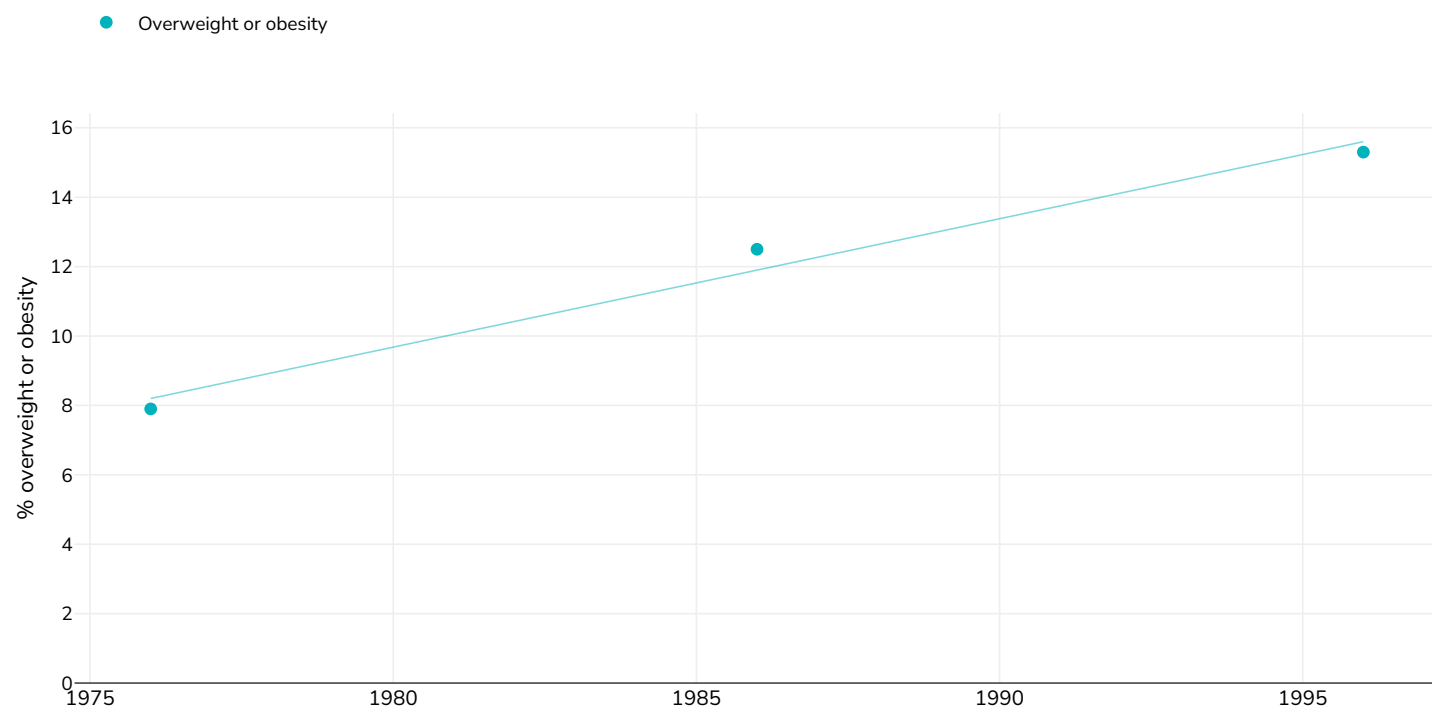
Definitions: Determination of obesity by school health statistics survey method. The degree of obesity in 6 to 14 years old was determined from the standard weight by age and height. Degree of obesity (overweight) = (measured weight (kg) - standard weight by height (kg)) / standard by height Weight (kg) x 100 (%) Overweight +20-30% Obesity >30%

Unless otherwise noted, overweight refers to a BMI between 25kg and 29.9kg/m², obesity refers to a BMI greater than 30kg/m².

Different methodologies may have been used to collect this data and so data from different surveys may not be strictly comparable. Please check with original data sources for methodologies used.

% Children living with overweight or obesity in Japan 1976-1996

Boys



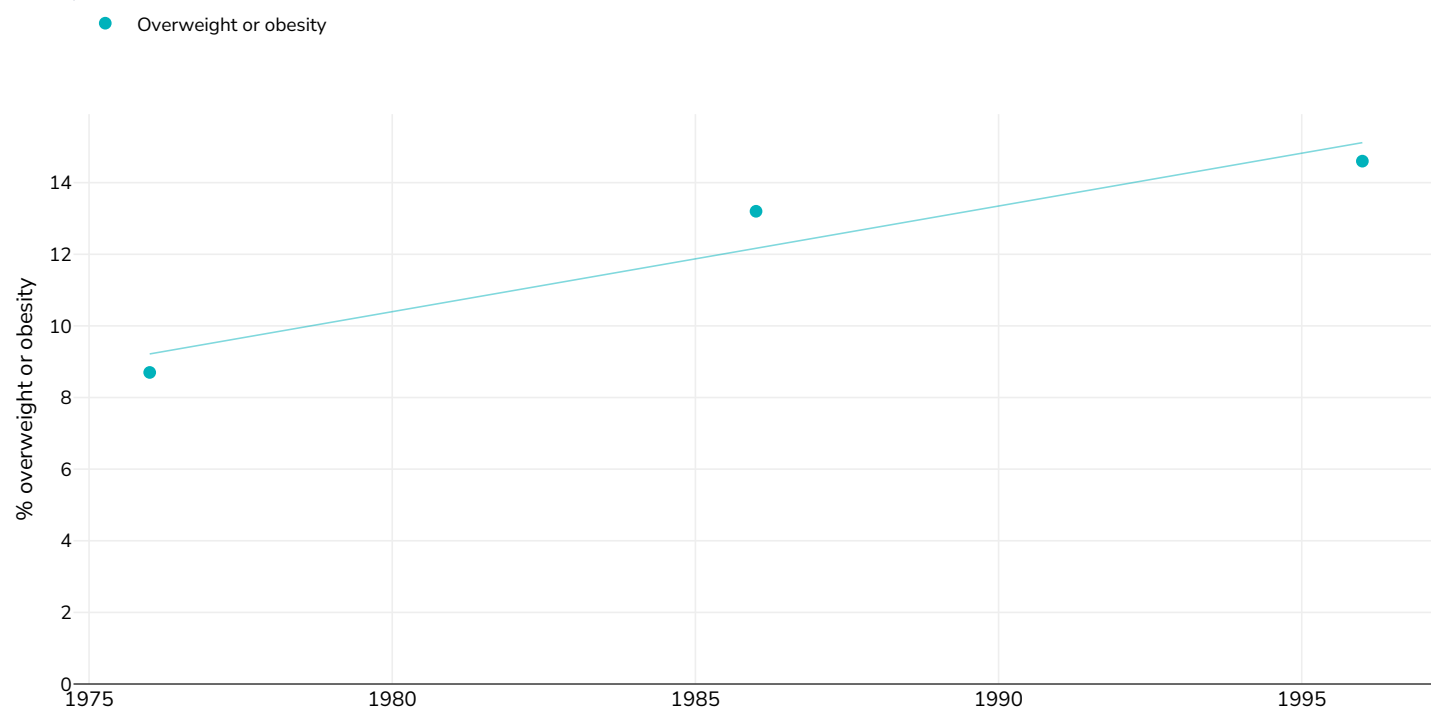
Survey type: Measured

References: Matsushita Y, Yoshiike N, Kaneda F, Yoshita K, Takimoto H. Trends in Childhood obesity in Japan over the last 25 years from the National Nutrition Survey. Obesity Research 2004;12(2):205-214

Definitions: IOTF

Different methodologies may have been used to collect this data and so data from different surveys may not be strictly comparable. Please check with original data sources for methodologies used.

Girls



Survey type: Measured

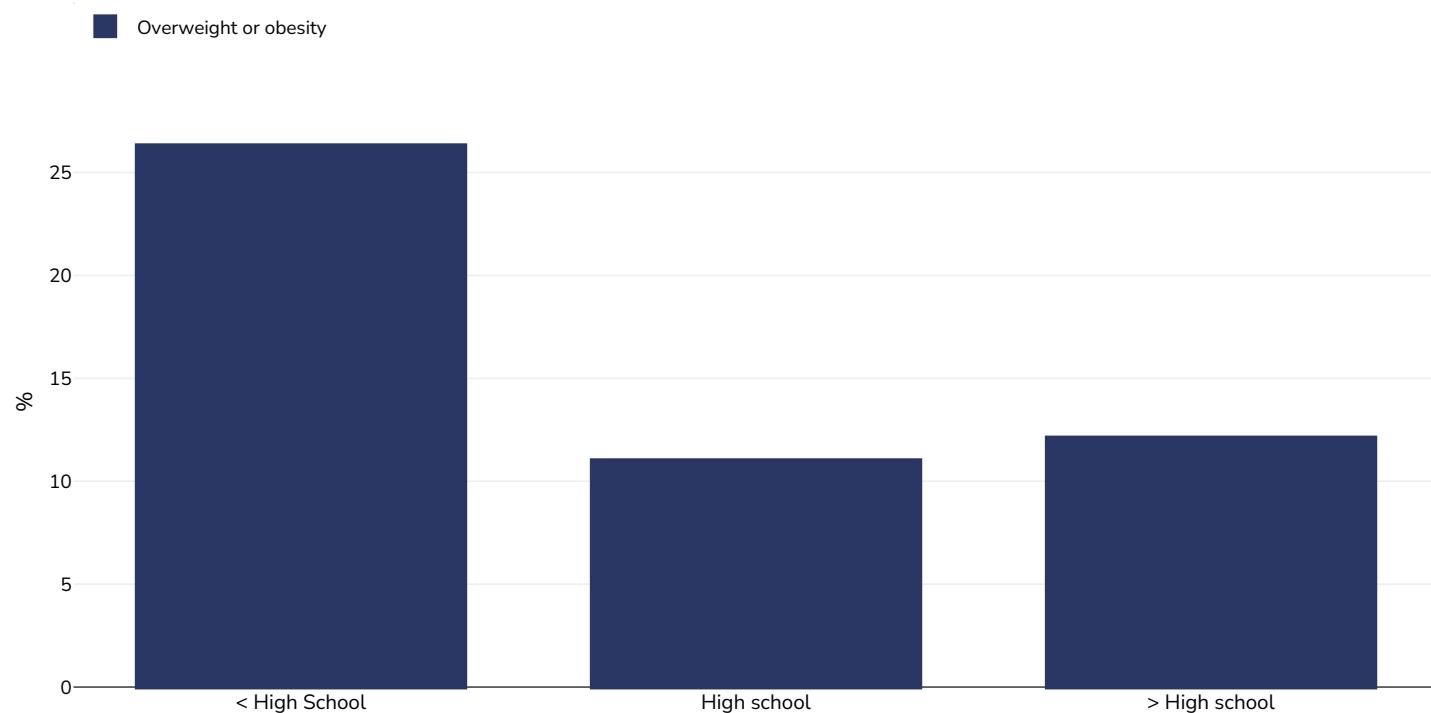
References: Matsushita Y, Yoshiike N, Kaneda F, Yoshita K, Takimoto H. Trends in Childhood obesity in Japan over the last 25 years from the National Nutrition Survey. Obesity Research 2004;12(2):205-214

Definitions: IOTF

Different methodologies may have been used to collect this data and so data from different surveys may not be strictly comparable. Please check with original data sources for methodologies used.

Overweight/obesity by education

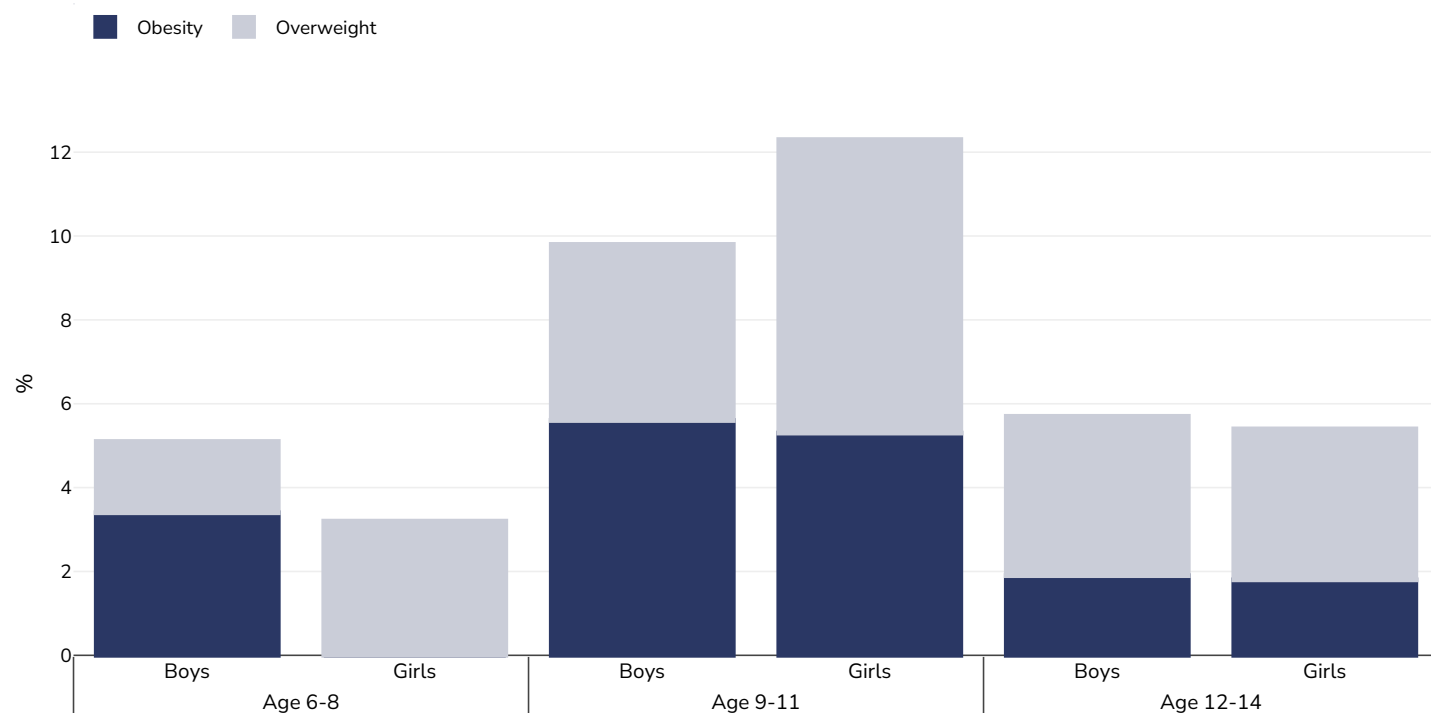
Children, 2010



Survey type:	Measured
Age:	6-11
Sample size:	397
Area covered:	National
References:	Kachi Y, Otsuka T, Kawada T. Socioeconomic Status and Overweight: A Population-Based Cross-Sectional Study of Japanese Children and Adolescents. <i>Journal of Epidemiology</i> . 2015;25(7):463-469. doi:10.2188/jea.JE20140108.
Notes:	Prevalence of overweight and obesity by Maternal Education (Paternal Education also available) Overweight, including obesity, was defined by International Obesity Task Force (IOTF) cut-offs. Note small sample size.
Cutoffs:	WHO

Overweight/obesity by age

Children, 2023



Survey type: Measured

Sample size: 357

Area covered: National

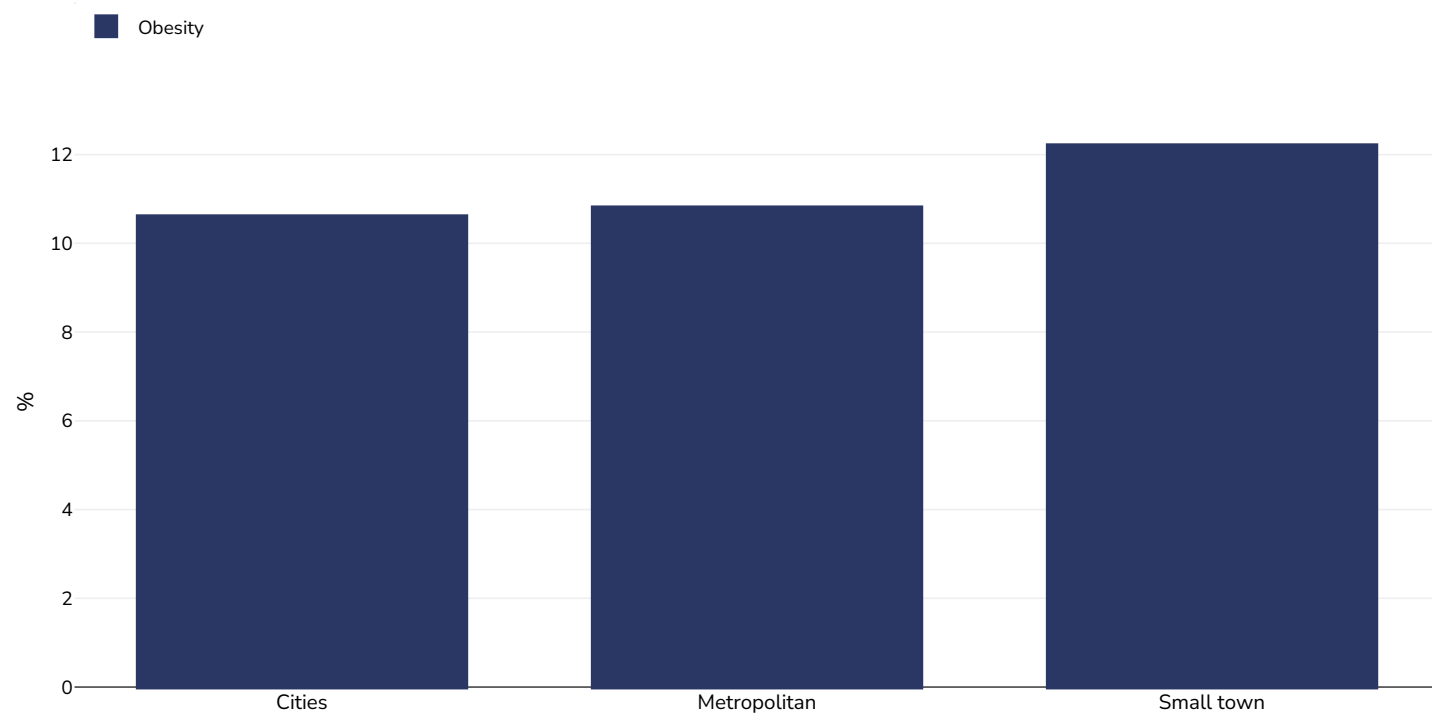
References: Ministry of Health, Labor and Welfare. The National Health and Nutrition Survey (NHNS) Japan, 2023

Notes: English summary currently unavailable. NB: VERY SMALL SAMPLE SIZE

Definitions: Determination of obesity by school health statistics survey method. The degree of obesity in 6 to 14 years old was determined from the standard weight by age and height. Degree of obesity (overweight) = (measured weight (kg) - standard weight by height (kg)) / standard by height Weight (kg) x 100 (%) Overweight +20-30% Obesity >30%

Overweight/obesity by region

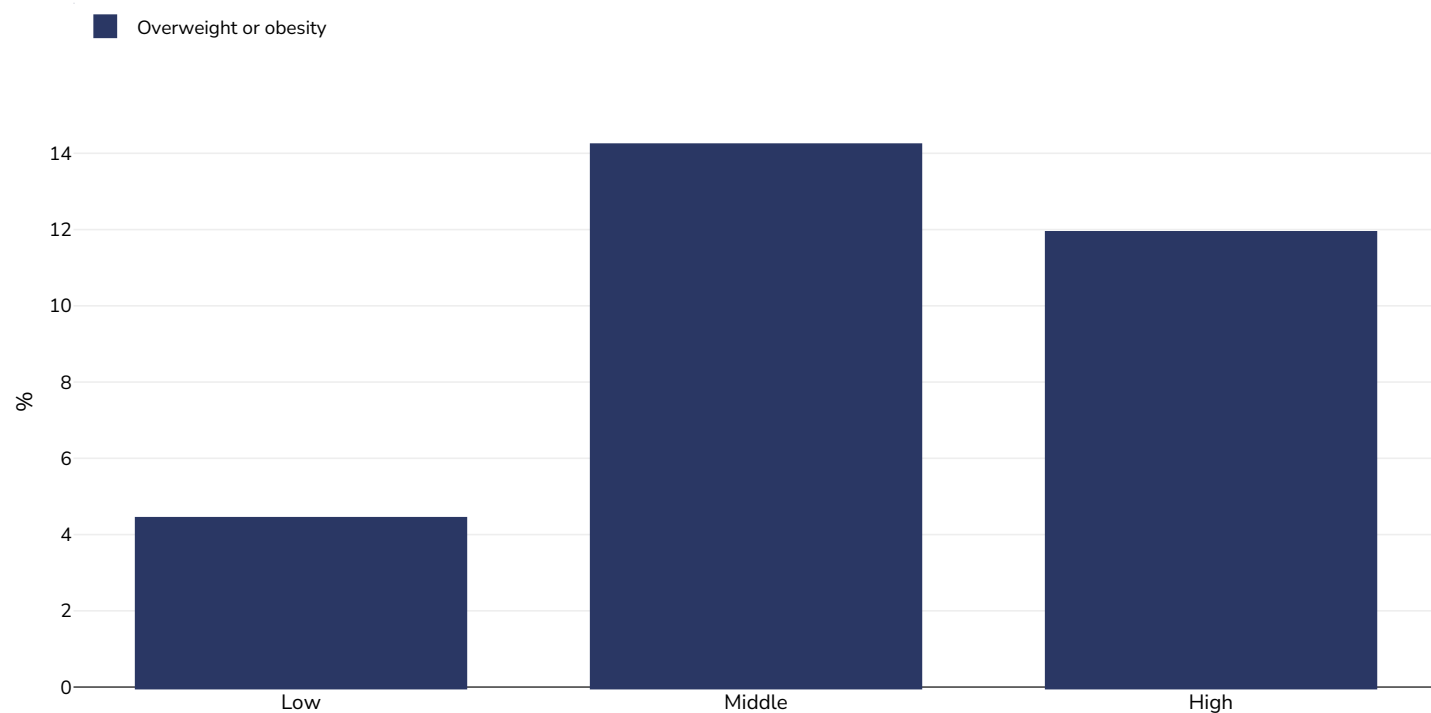
Children, 1996-2000



Survey type:	Measured
Age:	6-14
Sample size:	3083
Area covered:	National
References:	Matsushita, Yumi, et al. "Trends in Childhood Obesity in Japan over the Last 25 Years from the National Nutrition Survey." Obesity Research, vol. 12, no. 2, Feb. 2004, pp. 205-214, 10.1038/oby.200a4.27. Accessed 08.11.21.
Cutoffs:	IOTF

Overweight/obesity by socio-economic group

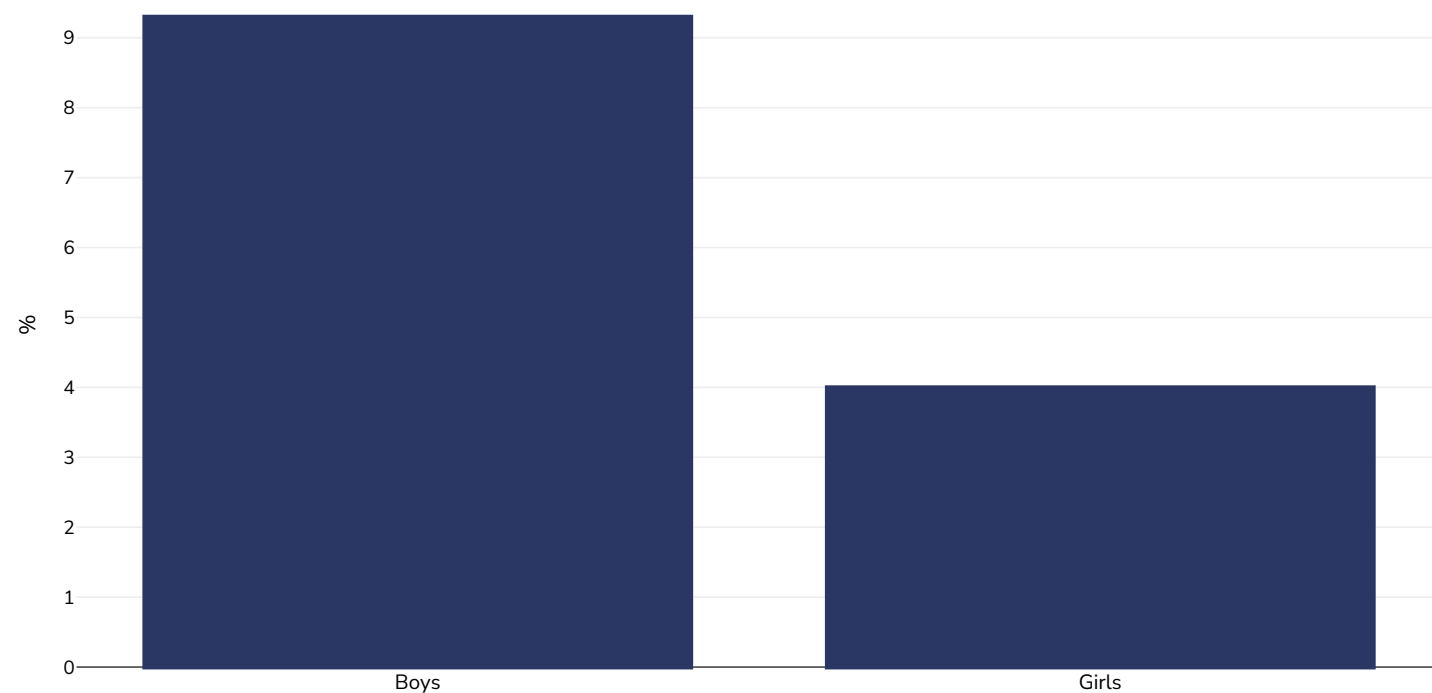
Children, 2010



Survey type:	Measured
Age:	6-11
Sample size:	397
Area covered:	National
References:	Kachi Y, Otsuka T, Kawada T. Socioeconomic Status and Overweight: A Population-Based Cross-Sectional Study of Japanese Children and Adolescents. <i>Journal of Epidemiology</i> . 2015;25(7):463-469. doi:10.2188/jea.JE20140108.
Notes:	Prevalence of overweight and obesity by household income. Overweight, including obesity, was defined by International Obesity Task Force (IOTF) cut-offs. Note small sample size.
Cutoffs:	IOTF

Double burden of underweight & overweight

Children, 2022



Survey type:	Measured
Age:	5-19
References:	NCD Risk Factor Collaboration (NCD-RisC). Worldwide trends in underweight and obesity from 1990 to 2022: a pooled analysis of 3663 population representative studies with 222 million children, adolescents, and adults. Lancet 2024; published online Feb 29. https://doi.org/10.1016/S0140-6736(23)02750-2 .
Notes:	Age standardised estimates
Definitions:	Combined prevalence of BMI < -2SD and BMI > 2SD (double burden of thinness and obesity)
Cutoffs:	BMI < -2SD and BMI > 2SD


Mental health - depression disorders

Children, 2021



Area covered:	National
References:	Institute for Health Metrics and Evaluation (IHME). GBD Compare Data Visualization. Global Burden of Disease (GBD) Study 2021. Seattle, WA: IHME, University of Washington, 2023. Available from http://vizhub.healthdata.org/gbd-compare . (Last accessed 23.04.25)
Definitions:	Number living with depressive disorder per 100,000 population (Under 20 years of age)

Boys, 2021



Area covered:

National

References:

Institute for Health Metrics and Evaluation (IHME). GBD Compare Data Visualization. Global Burden of Disease (GBD) Study 2021. Seattle, WA: IHME, University of Washington, 2023. Available from <http://vizhub.healthdata.org/gbd-compare>. (Last accessed 23.04.25)

Definitions:

Number living with depressive disorder per 100,000 population (Under 20 years of age)


Girls, 2021



Area covered:	National
References:	Institute for Health Metrics and Evaluation (IHME). GBD Compare Data Visualization. Global Burden of Disease (GBD) Study 2021. Seattle, WA: IHME, University of Washington, 2023. Available from http://vizhub.healthdata.org/gbd-compare . (Last accessed 23.04.25)
Definitions:	Number living with depressive disorder per 100,000 population (Under 20 years of age)

Mental health - anxiety disorders

Children, 2021

**References:**

Institute for Health Metrics and Evaluation (IHME). GBD Compare Data Visualization. Global Burden of Disease (GBD) Study 2021. Seattle, WA: IHME, University of Washington, 2023. Available from <http://vizhub.healthdata.org/gbd-compare>. (Last accessed 23.04.25)

Boys, 2021



References:

Institute for Health Metrics and Evaluation (IHME). GBD Compare Data Visualization. Global Burden of Disease (GBD) Study 2021. Seattle, WA: IHME, University of Washington, 2023. Available from <http://vizhub.healthdata.org/gbd-compare>. (Last accessed 23.04.25)

Girls, 2021



References:

Institute for Health Metrics and Evaluation (IHME). GBD Compare Data Visualization. Global Burden of Disease (GBD) Study 2021. Seattle, WA: IHME, University of Washington, 2023. Available from <http://vizhub.healthdata.org/gbd-compare>. (Last accessed 23.04.25)

PDF created on September 9, 2025