



# Jamajka



## Country report card - under-5s

*This report card contains the latest data available on the Global Obesity Observatory on overweight and obesity for children under 5. Where available, data on common and relevant obesity drivers and comorbidities are also presented.*


*View the latest version of this report on the Global Obesity Observatory at <https://data.worldobesity.org/country/jamaica-103/>.*

Riziko nã;rodnã obezity \***7,5/10**This is a composite â[] obesity riskâ[] score (out of 10, the highest risk) based on obesity prevalence, rate of increase, likelihood of meeting the 2025 target, treatment indicator and childhood stunting levels.  
 Riziko dã[] tskã© obezity \***7/11**This is a â[] risk scoreâ[] for each countryâ[] s likelihood of having or acquiring a major childhood obesity problem during the 2020s, taking account of current prevalence levels and risk for future obesity (based on stunting among infants, maternal obesity, maternal smoking, and breastfeeding rates).

\* Na zã;kladã[] odhadovanã½ch dat. Dalã;ã informace najdete vã sekci Publikace

## Prevalence obesity

0-5 years, 2018-2019



**VĀĥ k:** 0-5

**Velikost vzorku:** 135279


**Reference:** Other: Jamaica survey of living conditions 2018. The Planning Institute of Jamaica (PIOJ) and the Statistical Institute of Jamaica Statistical Institute of Jamaica (STATIN), 2020

**Poznámky:** UNICEF/WHO/World Bank Joint Child Malnutrition Estimates Expanded Database: Overweight (Survey Estimates), May 2023, New York. For more information about the methodology, please consult <https://data.unicef.org/resources/jme-2023-country-consultations/> Percentage of children under 5 years of age falling above 2 standard deviations (moderate and severe) from the median weight-for-height of the reference population.

**Definice (kÅ dispozici pouze vÅ angliÅ tinÅ ):** =>+2SD

## Nadváha/obezita podle regionu

0-5 years, 2018-2019



**Velikost  
vzorku:**

135279

**Reference:**


Other: Jamaica survey of living conditions 2018. The Planning Institute of Jamaica (PIOJ) and the Statistical Institute of Jamaica (STATIN), 2020

**Poznámky:** UNICEF/WHO/World Bank Joint Child Malnutrition Estimates Expanded Database: Overweight (Survey Estimates), May 2023, New York. For more information about the methodology, please consult <https://data.unicef.org/resources/jme-2023-country-consultations/> Percentage of children under 5 years of age falling above 2 standard deviations (moderate and severe) from the median weight-for-height of the reference population.

**Definice (kÅ dispozici pouze vÅ angliÅ tinÅ ):** =>+2SD

## Double burden of underweight & overweight

0-5 years, 2018-2019



Typ  
průzkumu:

Naměřeno en

Věk:

0-5

Reference:


UNICEF data available at <https://data.unicef.org/topic/nutrition/malnutrition/> (last accessed 12.03.25)

**Poznámky:** Children under 5 falling below -2 standard deviations from the median height for age and falling at or above +2 standard deviations from the median weight-for-height of the reference population

---



**% vÃ½hradnÄ½ kojenÃ½ch dÄ½ tÃ½ 0â½ â½ 5 mÄ½ sÃ½cÄ½  
0-5 years, 1998-2023**



**Reference:** Jamaica Multiple Indicator Cluster Survey 2011: Final Report. Kingston, Jamaica: STATIN and UNICEF

**Poznámky:** Full details are available. Original citation United Nations Children’s Fund, Division of Data, Analysis, Planning and Monitoring (2023). Global UNICEF Global Databases: Infant and Young Child Feeding: Exclusive breastfeeding, New York, October 2023.