



Indonesia



Country report card - under-5s

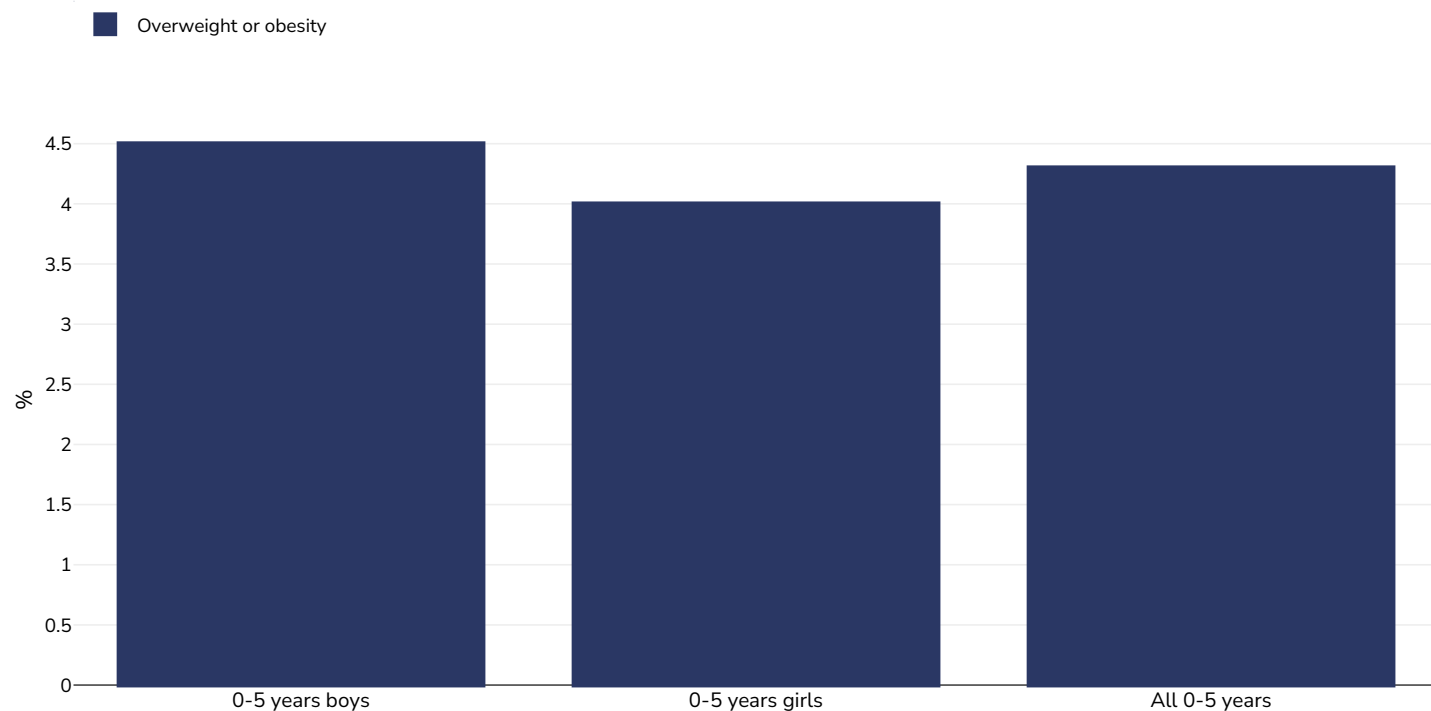
This report card contains the latest data available on the Global Obesity Observatory on overweight and obesity for children under 5. Where available, data on common and relevant obesity drivers and comorbidities are also presented.

View the latest version of this report on the Global Obesity Observatory at <https://data.worldobesity.org/country/indonesia-96/>.

Contents	Page
Obesity prevalence	3
Overweight/obesity by region	4
Double burden of underweight & overweight	5
% Infants exclusively breastfed 0-5 months	6

Obesity prevalence

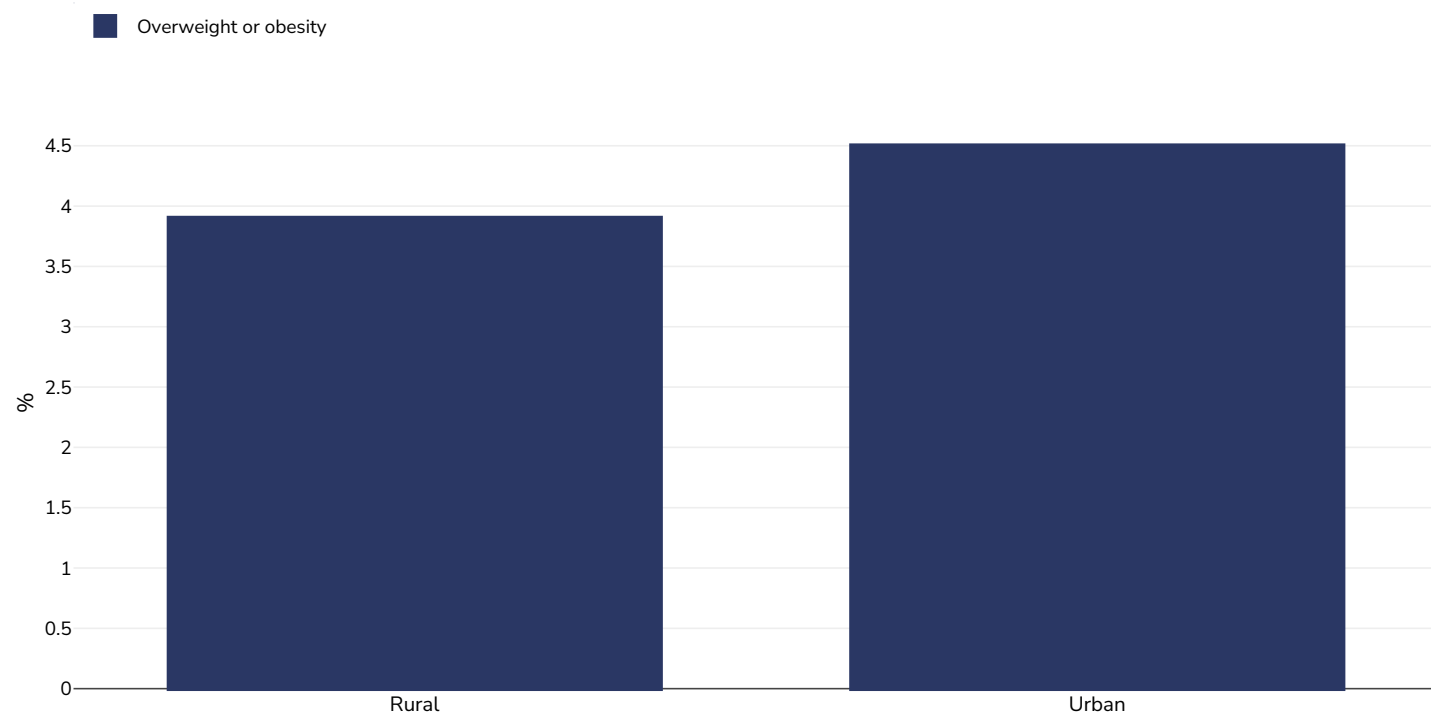
0-5 years, 2023



Survey type:	Measured
Age:	0-5
Sample size:	22532376
Area covered:	National
References:	Survei Kesehatan Indonesia Tahun 2023 (SKI-2023)
Notes:	UNICEF/WHO/World Bank Joint Child Malnutrition Estimates Expanded Database: Overweight estimates: National and Disaggregated, July 2025, New York. Weighted sample size. For more information, please consult https://data.unicef.org/resources/jme/ .
Definitions:	Percentage of children under 5 years of age falling above 2 standard deviations (moderate and severe) from the median weight-for-height of the reference population.
Cutoffs:	=>+2SD

Overweight/obesity by region

0-5 years, 2023



Survey type:	Measured
Sample size:	306,281
Area covered:	National
References:	Indonesian Health Survey 2023 in Numbers (SKI 2023). Kemenkes BKKP. https://www.badankebijakan.kemkes.go.id/en/ski-2023-dalam-angka/ [Accessed 23.07.25]
Definitions:	Weight-for-height by WHO child growth standards
Cutoffs:	=>+2SD

Double burden of underweight & overweight

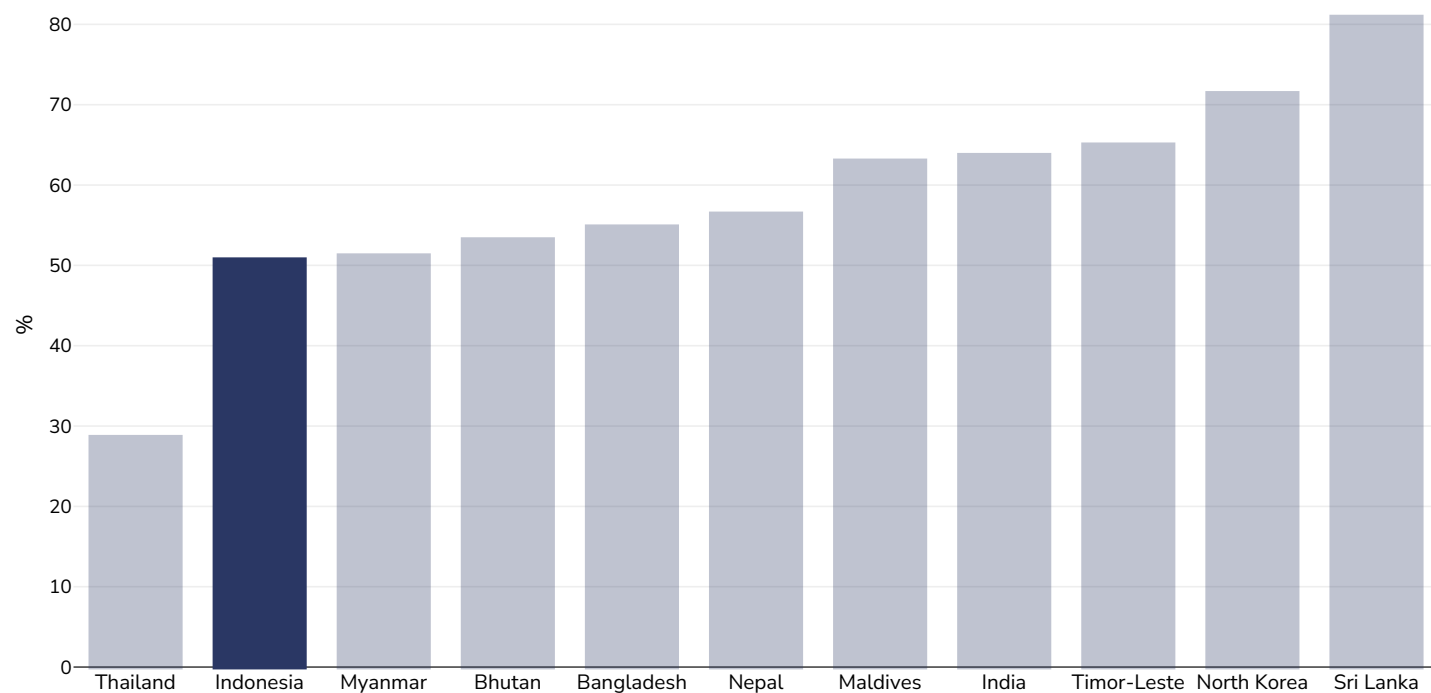
0-5 years, 2023



Survey type:	Measured
Age:	0-5
References:	United Nations Children's Fund, Division of Data, Analysis, Planning and Monitoring (2025). Global UNICEF Global Databases: Overlapping Stunting, Wasting and Overweight (Survey Estimates), 2025, New York. For more information, visit: https://data.unicef.org/topic/nutrition/malnutrition/ [Accessed 06.08.25]
Notes:	Survei Kesehatan Indonesia Tahun 2023 (SKI-2023)
Definitions:	Combined percentage of children under 5 years of age who are either wasted, stunted, or overweight (falling below -2 standard deviations from the median weight-for-height, falling below -2 standard deviations from the median height for age, or falling at or above +2 standard deviations from the median weight-for-height of the reference population)
Cutoffs:	WHZ <-2, HAZ <-2 and WHZ >+2

% Infants exclusively breastfed 0-5 months

0-5 years, 2015-2022



References: Indonesia Demographic and Health Survey 2017. Jakarta, Indonesia: BKKBN, BPS, Kemenkes, and ICF.

Notes: Full details are available. Original citation United Nations Children's Fund, Division of Data, Analysis, Planning and Monitoring (2023). Global UNICEF Global Databases: Infant and Young Child Feeding: Exclusive breastfeeding, New York, October 2023.

PDF created on September 14, 2025